



**Blade Server Packaging Instructions: Double Wide Blades  
PKG BOMs 25P1271 & 25P1368**

STG - Systems  
000245 Document hits

No. [P-04153](#) Rev. 9 Production Date: 02/02/2010  
Owner: Jeffrey Miller

[Online Version is the Master](#)

▼ Procedure Description

▼ Procedure Text

# Blade Server Packaging Instructions: Double Wide Blades PKG BOMs 25P1271 & 25P1368

NOTE: This document is designed to be used online. You are responsible to use only the “Production” version online.

\*\*\*\*\*  
IMPORTANT NOTICE: The Federal Aviation Administration requires certification that packages shipped by air do not contain explosives, hazardous materials, incendiaries or other destructive devices. Therefore, just prior to sealing the carton, you must inspect its contents to confirm that it contains only parts specified on the IBM bill of materials. If the contents meet specifications, then seal the carton with IBM logo tape or another tamper evident indicator specified on the bill of materials. The logo tape or tamper evident seal will indicate that the carton can be certified to meet FAA standards for air shipment. If you discover parts or devices that appear suspicious (whether or not potentially explosive), carefully secure the carton on the line and notify IBM management promptly.

\*\*\*\*\*

- Information contained in this document is for reference purposes only.

- Process and Part Numbers may vary in each manufacturing location.

- Refer to local site procedures and Bill of Materials for any substitutions.

- No deviation is to be made to the overall assembly without prior written approval from the responsible Packaging Engineer.

## Table of Contents


Section 1 - Unit Packaging

Section 2 - Worldwide Palletization

Section 3 - Materials Listing (BOM)

## Section 1 - Unit Packaging

1.1 Assemble carton 22K8200 (IBM) or 22K8201 (OEM/Blank) as shown below.





1.2 Place Blade in ESD bag 37L8109, as shown below, and seal it closed using Padlock Tamper Seal 06P6550.



1.3 Locate cushions 59Y4087 and 59Y4088.

1.4 Place the blade with the ESD bag in the cushions as shown below. Please note the proper orientation in the pictures. The cushion has a front and a rear. The front has a slot cut out for the bezels latches. The rear of the cushion is square for the back of the system.

**NOTE: The ESD bag has been removed to show proper product orientation. The cushion is cut to allow space for the bezel. Make sure you follow proper orientation.**



1.5 Place the unit with cushion into carton as shown below.



NOTE: Place the instruction manual on top of the cushion set/product.

1.6 Reference QMX document SG-P-01486 "Special Packaging Labeling Guidelines" which may contain additional labeling requirements.

1.7 Close the top of the carton and seal with tape.

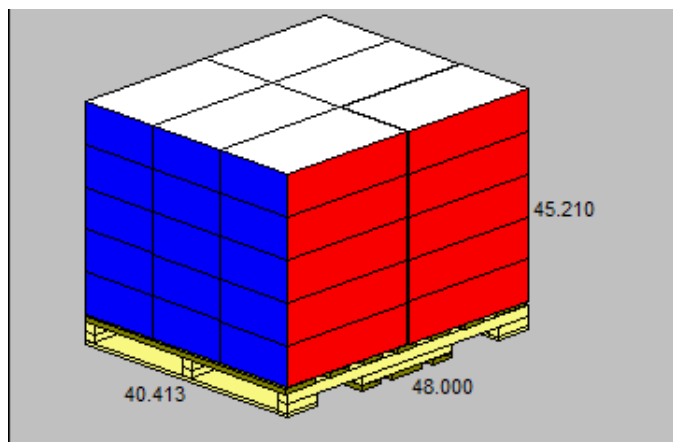
For IBM branded units, use IBM logo tape: 46D2114 (manual) or 46D2115 (automatic)

For OEM blank carton units, use clear tape: 6272199



## **Section 2 - Worldwide Palletization**

2.1 - Place up to 30 systems on a full size pallet.



1-4 Blades	Ship Individually
------------	-------------------

5-15 Blades	Ship on half pallet (using filler cartons as necessary)
16-30 Blades	Ship on a full sized pallet (using filler cartons as necessary)

2.2 - Secure load to pallet utilizing "Best of Breed" palletization methods. See 92F6168 - "Best of Breed" Pallet Unitization or QMX document P-04146.

2.3 - Place two pallet labels (33G6283) on the front and left sides of the pallet load.

## **Section 3 - Materials Listing (BOM)**

### **IBM Version: World Wide Packaging BOM 25P1368**

WW Common Part BOM 25P1234

<b>Part Number</b>	<b>Description</b>	<b>Quantity</b>
22K8200	2x IBM Blade Carton	1
59Y4087	Left Fabricated PE Cushion	1
59Y4088	Right Fabricated PE Cushion	1
37L8109	ESD Bag	1
06P6550	Padlock Tamper Seal	1
46D2114 or 46D2115	IBM Logo Tape	as needed

### **OEM/Blank Version: World Wide Packaging BOM 25P1271**

WW Common Part BOM 25P1238

<b>Part Number</b>	<b>Description</b>	<b>Quantity</b>
22K8201	2x OEM Blade Carton	1
59Y4087	Left Fabricated PE Cushion	1
59Y4088	Right Fabricated PE Cushion	1
37L8109	ESD Bag	1
06P6550	Padlock Tamper Seal	1
6272199	Clear Tape	as needed

- ▶ **General Information**
- ▶ **Summary of Changes**
- ▶ **Approval Information**

© 2010 IBM Corporation, All Rights Reserved Worldwide

End of Document

[Terms of use](#)