
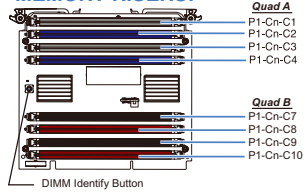


***MEMORY RISERS:**



PLUGGING RULES:

- Memory Risers must be installed as shown in the "PLUGGING SEQUENCE" table.
- DIMMs must be installed in pairs, and populated as shown in the "PLUGGING SEQUENCE" table.
- DIMMs within a pair must be the same size, speed, type, and technology.
- DIMMs within a "Quad" must be the same size, speed, type, and technology.
- Although not required, a minimum of 4 DIMMs should be plugged in each memory card, and all installed memory risers should share the same DIMM configuration for optimal performance.

C1	1st						
C2		3rd					
C3	1st		3rd				
C4		3rd					

C14	C15	C16	C17
			1st

C7					
C8	2nd		4th		
C9		2nd		4th	
C10		2nd			1st

Required Optional Required Optional

すべてのカードは静電気に敏感です。静電気防止用手首カバールをお持ちの場合はカードを取り扱う際に着用ください。お持ちでない場合には、まず本体の金属フレームに触れてアースをとってください。

Alle Karten sind gegenüber statischer Elektrizität sehr empfindlich. Falls ein Antistatik-Armaband zur Verfügung steht, ist es während des Handhabens der Karten zu tragen. Falls nicht, erden Sie sich zuerst, indem Sie den Metallrahmen des Systems berühren.

Tutte le schede sono sensibili all'elettrostatica. Se disponete di polsino antistatico, indossatelo prima di adoperare le schede. Altrimenti, ricordatevi di scaricare la vostra elettricità sulla struttura metallica del sistema prima toccare le schede.

Todas las tarjetas con sensibles a la electricidad estática. Si dispone de una muñequera antistática, úsela mientras éste manipulando las tarjetas. De lo contrario, primero conéctese a tierra tocando el chasis metálico del sistema.

Toutes les cartes sont sensibles à l'électricité statique. Si vous disposez d'un bracelet antistatique, utilisez-le lorsque vous manipulez les cartes. Sinon, faites votre propre mise à la terre en touchant le châssis métallique du système.

All cards are sensitive to static electricity discharge. If an antistatic wrist strap is available, use it while handling cards. If not, first ground yourself by touching the metal frame of the system.



Terra Cotta on the part indicates the system may not be required to be powered off to perform service. This is dependant on system configuration and preparatory steps may be required before the service action is taken on the system.

Blue on the part indicates that the procedure requires the system to be shut down before servicing.

CRU Parts

This machine contains parts which are customer replaceable. Please contact IBM or your reseller for information on service upgrades.

Peças CRU

Este produto contém peças que podem ser substituídas pelo cliente. Entre em contato com a IBM ou seu revendedor para obter informações sobre atualizações de serviço.

CRU-Teile

Diese Maschine enthält durch den Kunden austauschbare Funktionseinheiten (CRUs - Customer Replaceable Units). Bei Fragen zu Service-Upgrades wenden Sie sich bitte an IBM oder den zuständigen Reseller.

Pièces remplaçables par l'utilisateur

Cette machine contient des pièces remplaçables par l'utilisateur (CRU). Pour connaître les offres de maintenance supplémentaires, contactez IBM ou votre revendeur.

CRU Onderdelen

Deze machine bevat onderdelen die door de klant kunnen worden vervangen (CRUs - Customer Replaceable Units). Voor vragen omtrent service upgrades kunt u zich richten tot IBM of uw Reseller.

Części CRU

To urządzenie zawiera części, które wymienia Klient. W celu uzyskania dodatkowych informacji prosimy o kontakt z IBM lub dystrybutorem.

Componentes URC

Esta máquina contiene componentes reemplazables por el cliente. Póngase en contacto con IBM o su distribuidor para obtener información sobre las actualizaciones de servicio.

CRU 部件
 该机包含客户可替换部件。有关服务升级的信息，请联系 IBM 或经销商。

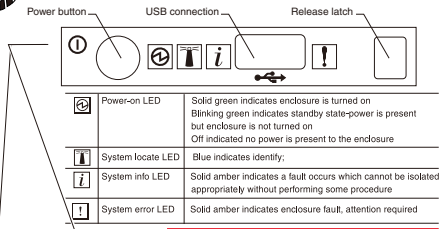
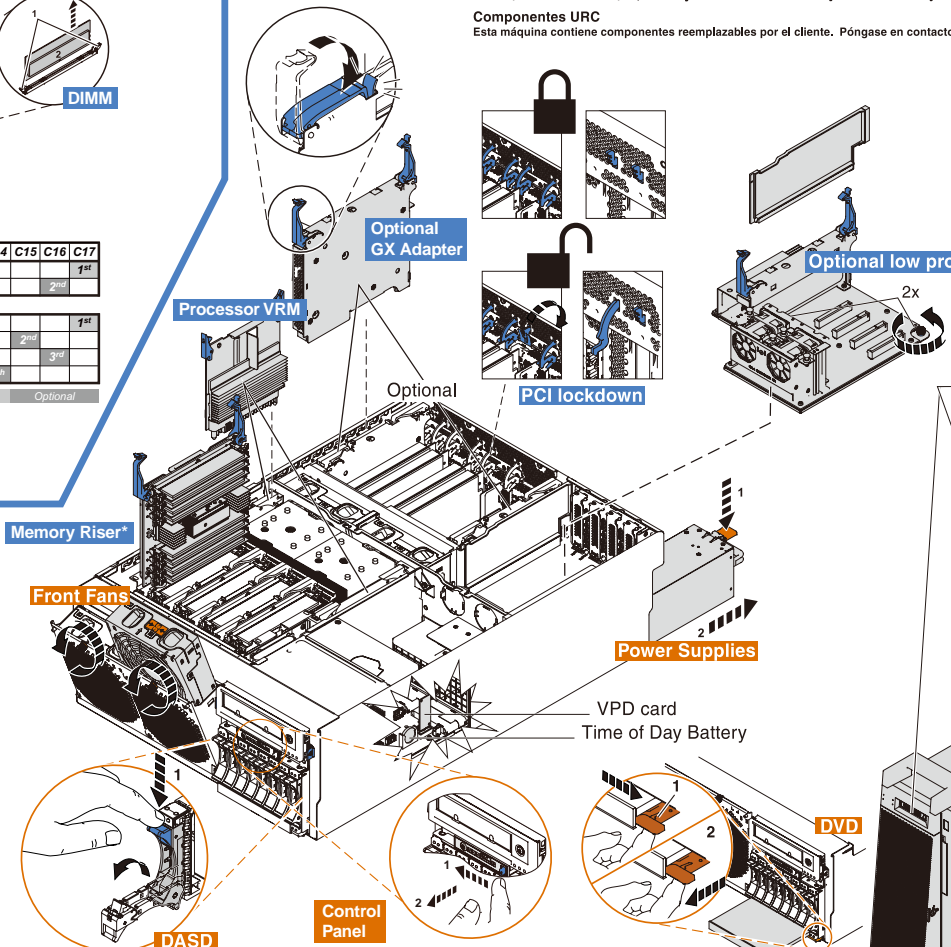
CRU 組件
 本機包含客戶可自行更換之組件。請洽 IBM 公司或您的經銷商提供服務升級。

Parti CRU
 Questo prodotto contiene parti sostituibili dal cliente. Contattare IBM o il rivenditore per informazioni sugli aggiornamenti del servizio.

고객 교체 가능 유닛(CRU)부분 이 기계는 고객이 교체 가능한 부분을 포함합니다. 서비스 업그레이드에 관한 정보에 대해서는 IBM 또는 귀하의 리셀러에게 문의하십시오.

CRU 部品
 本機はお客様による交換可能な部品を含んでいます。サービス・アップグレードについての情報は IBM または IBM ビジネス・パートナーにお問い合わせください。

CRU 含义
 מושב זה כולל חלקים הניתנים לחליפה על-ידי הלקוח. לקבלת מידע נוסף על שירות צדק קשר עם IBM או עם הספק שלכם.



Power-on LED	Solid green indicates enclosure is turned on Blinking green indicates standby state-power is present but enclosure is not turned on Off indicated no power is present to the enclosure
System locate LED	Blue indicates identify;
System info LED	Solid amber indicates a fault occurs which cannot be isolated appropriately without performing some procedure
System error LED	Solid amber indicates enclosure fault, attention required

REMOVE COVER
ATTENTION: Removing cover prior to system shut down will result in immediate power off.

