

Today



Cooking with Systems Director

→ Installing on AIX ←

Starting at 9:30 am UK time



Nigel Griffiths
Advanced Technical Support
Power System IBM Europe

Installation

Download Systems Director 6.2 for AIX from

- <http://www.ibm.com/systems/software/director/resources.html>



Forum

- <http://www.ibm.com/developerworks/forums/forum.jspa?forumID=759>

My AIX, POWER and Systems Director Movies

- <http://www.ibm.com/developerworks/wikis/display/wikiptype/movies>

Systems Director

- <https://<hostname>:8422/ibm/console/logon.jsp>

VNC – plug-in installation

- <http://www.perzl.org/aix/>
- <http://www.ibm.com/systems/power/software/aix/linux/toolbox/alpha.html>

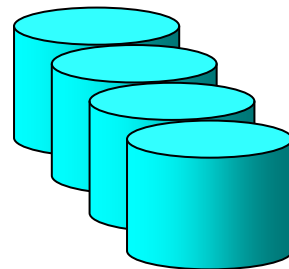
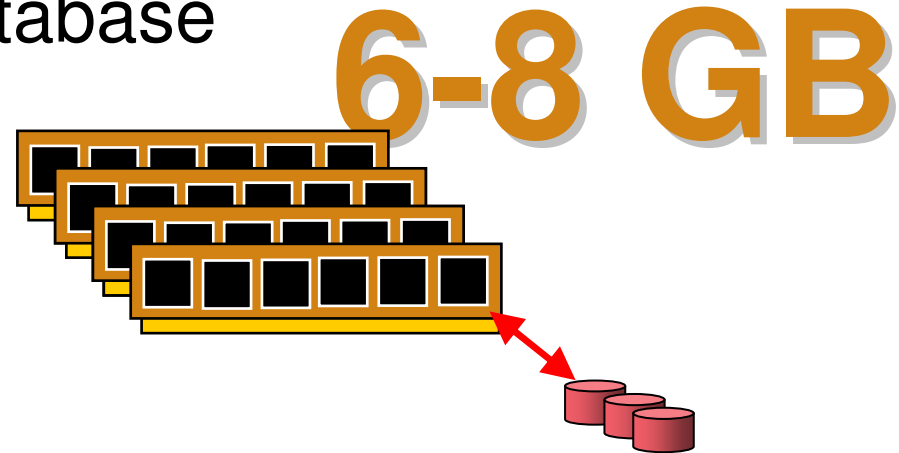
Systems Director 6 Server LPAR resources

Assuming less than 500 endpoint (or throw-away proto-type)

→ Use the default Derby database



2 CPU
Shared + Uncapped



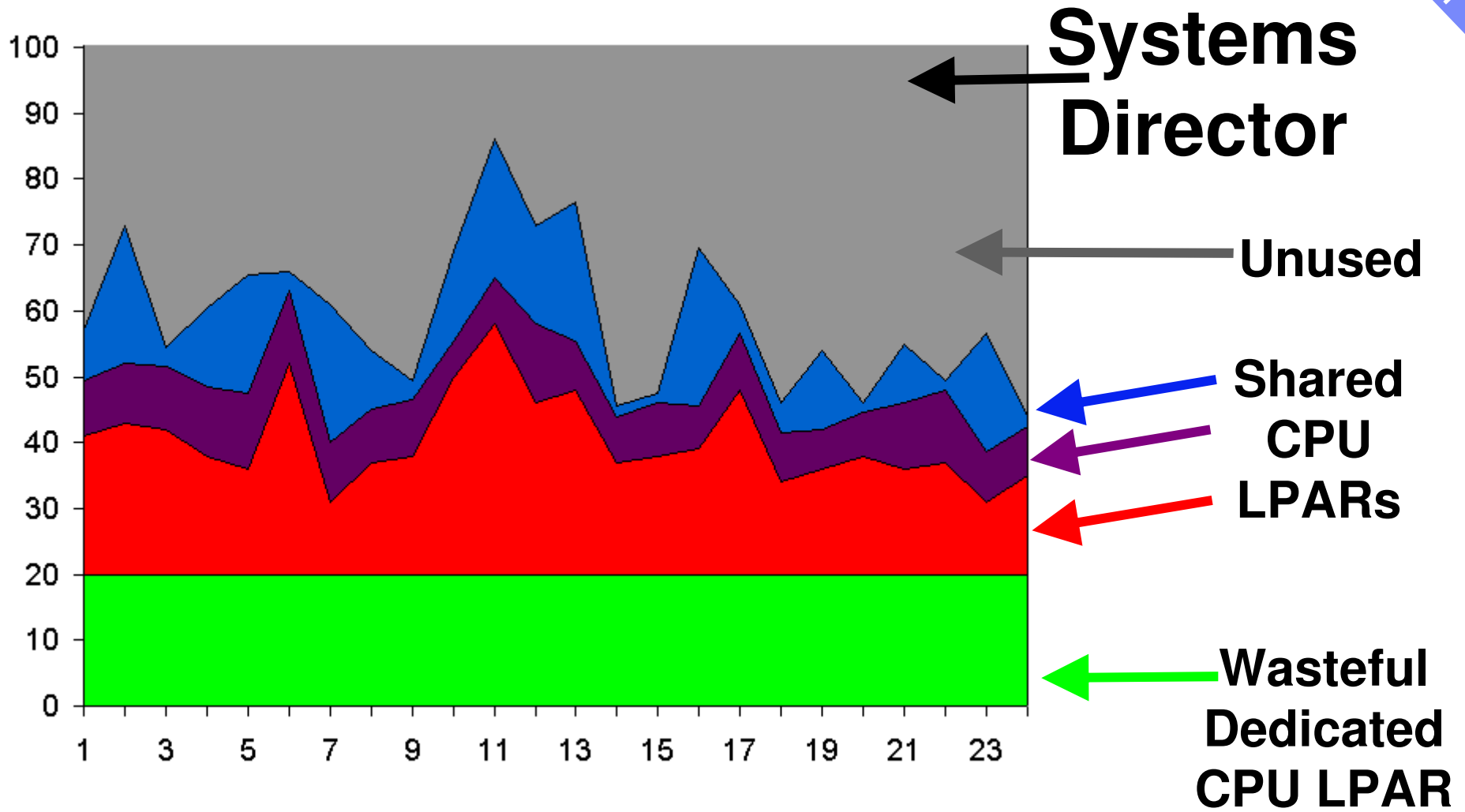
50GB+
Many Disks = database



6.1 TL5+sp

Download Director 6.2
=1.3GB file! → ulimit
+ Plug-ins

Micro-Partitions are Ideal



Preparation - AIX

Fresh install, in the network

Get the time, date and timezone right

```
# echo EDITOR=/usr/bin/vi >>/etc/environment
```

Update to latest service pack

```
# oslevel -s
```

```
6100-04-03-1009
```


Preparation – filesystems/paging

Grow paging space to 2GB +

Fix File Systems

- `chfs -a size=512M /`
- `chfs -a size=3G /usr`
- `chfs -a size=1G /var`
- `chfs -a size=1G /tmp`
- `chfs -a size=5G /home` (just for the install files)
- `chfs -a size=16G /opt`

`# ulimit -f 9999999999999999` ← to handle the download



Install Systems Director

- Install `csm.hc_utils` from AIX 6 DVD
 - Needed for `Director.Server.ext.FSPProxy.rte`

Download file `SysDir6_2_Server_AIX.tar.gz`

- `gunzip *.gz`
- `tar xvf *tar`
- `smitty installp`
- Select each package but NOT
 - `xlC.aix50.rte` → for AIX 5 (we have AIX6)
 - Accept new licence
 - Run go for cup of tea/coffee = 30 minutes

COMMAND STATUS

Command: **OK** stdout: yes stderr: no

Before command completion, additional instructions may appear below.

[TOP]

geninstall -I "a -cgNQqWXY -J" -Z -d . -f File 2>&1

File:

I:Director.Server.ext.FSPProxy.rte 5.20.3.0
I:DirectorCommonAgent 6.2.0.0
I:DirectorPlatformAgent 6.2.0.0
I:DirectorServer 6.2.0.0
I:cas.agent 1.4.2.2
I:openssl.license 0.9.8.1100
I:sysmgmt.cim.providers.metrics 1.2.8.10
I:sysmgmt.cim.providers.osbase 1.2.8.10
I:sysmgmt.cim.providers.smash 1.2.8.10

[MORE...4094]

F1=Help F2=Refresh F3=Cancel F6=Command
F8=Image F9=Shell F10=Exit /=Find
n=Find Next

COMMAND STATUS

Command: OK stdout: yes stderr: no

Before command completion, additional instructions may appear below.

[MORE...4094]

DirectorPlatformAgent	6.2.0.0	ROOT	APPLY	SUCCESS
DirectorCommonAgent	6.2.0.0	USR	APPLY	SUCCESS
DirectorCommonAgent	6.2.0.0	ROOT	APPLY	SUCCESS
Director.Server.ext.FSPProx	5.20.3.0	USR	APPLY	SUCCESS
DirectorServer	6.2.0.0	USR	APPLY	SUCCESS
DirectorServer	6.2.0.0	ROOT	APPLY	SUCCESS

File /etc/environment has been modified.


File /etc/group has been modified.

One or more of the files listed in /etc/check_config.files have changed.

See /var/adm/ras/config.diff for details.

[BOTTOM]

F1=Help F2=Refresh F3=Cancel F6=Command
F8=Image F9=Shell F10=Exit /=Find
n=Find Next



Starting it up First Time

Get the “sm” commands in you root path

```
# export PATH=$PATH:/opt/ibm/director/bin
```

```
# /opt/ibm/director/bin/configAgtMgr.sh
```

1 Agent Mgr just installed

root – for Resource Mgr + root passwd

root – for Agent connection + root passwd [2 minutes]

```
# smstart
```

```
# smstatus -r [ 4 minutes to get to Active]
```

Browse <https://<hostname>:8422/ibm/console>



© 2010 IBM

Director 6.2 Install

Director 6 End-Points/Clients

Don't make it hard for yourself

- Don't use the oldest or extremely new



HMC 7.3.4+

VIOS 2.1.1 or 2.1.2



AIX 5.3 ... TL06 ← No

AIX 5.3 TL07 ..TL12 ← Install

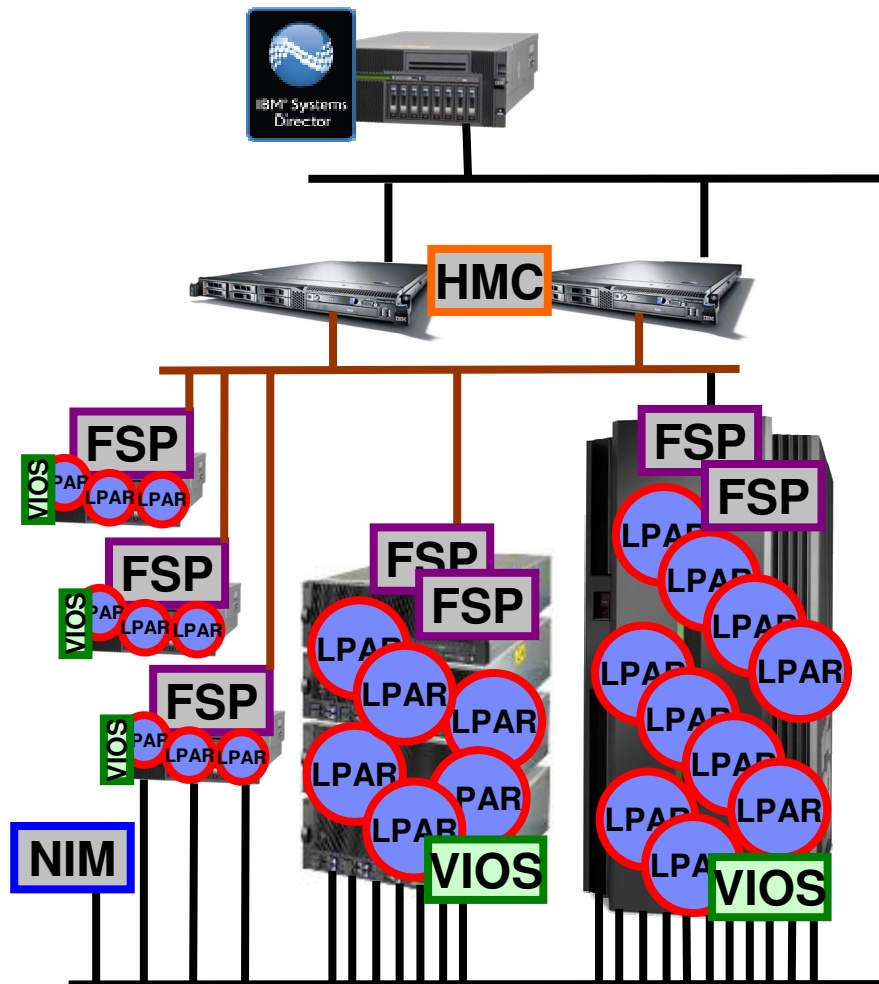
AIX 6.1 TL03...TL05 ← Yes or Update

Always with the latest service pack

NIM NIM Server AIX 6.1 TL latest
Director 6 & VMControl can share it

Simple Setup – Power/AIX focus

Systems Director is interested in **endpoints**:



Discover HMC
Access HMC
Inventory HMC = FSP+VM

Discover VIOS(s)
Access VIOS
Inventory VIOS = virtual ***

Discover AIX(s)
Access AIX
Inventory AIX



Installing the Plug-ins

For Power and AIX recommended Plug-ins are

Active Energy Manager,
VMControl Image Manager &
Workload Partition (WPAR) Manager

Download from same website

I high recommend using the graphical install method

Hence: `tightvnc-server-1.3.10-1.aix5.1.ppc.rpm`

- `rpm -Uhv tightvnc-server* zlib* libjpeg*`
- See AIX Movies for more details

My AIX,POWER and Systems Director Movies

- <http://www.ibm.com/developerworks/wikis/display/wikiptype/movies>

- Systems Director 6.2 install – 9 minutes
- Systems Director 6 on AIX Top Ten Hints
- Systems Director 6 AEM Install




Cooking with Systems Director

What Next?

- Follow on sessions on particular areas:
 - **Active Energy Management**,
 - Updating HMC, firmware, VIOS and AIX,
 - VMControl Image Manager,
 - Drill down to HMC functions, AIX pConsole and dsh
 - Health, Events, CEC level Performance monitoring
 - Automation Plans
- nag@uk.ibm.com


<https://www.ibm.com/developerworks/wikis/display/WikiPtype/Cooking+with+Systems+Director>


Country/region [select] | Terms of use

All of dW


Home | Products | Services & solutions | Support & downloads | My account

developerworks > My developerWorks > Dashboard > Systems > ... > [AIX User Groups](#) > Cooking with Systems Director
developerWorks.

[Log In](#) 

Overview
Connect
Spaces
Forums
Wikis

Cooking with Systems Director

View
Info
 [Browse Space](#)

Added by [naqger](#), last edited by [naqger](#) on Jul 14, 2010 ([view change](#))
Labels: (None)

Cooking with Systems Director

As a Systems Administrator you may have heard of IBM Systems Director 6, you may even have seen a presentation on it but have you wondered:

- What its like to actually use?
- What are the key features for POWER and AIX?
- How will it save me systems administration time and reduce weekend working?
- What do I need to run it and how do I get started?

Well 9:30 AM (UK time) on August 5th starts a series of live hand-on demonstration of Systems Director focused on AIX and POWER systems.

- The first session is a quick look around Systems Director running on AIX and the main features.
- The sessions aim to be 30 to 40 minutes long and once a fortnight.

Access:

- This will involve using the web based Genesys Webinar conference system which includes Voice Over IP so this is zero cost to you.
- A small tools needs to be download for this VoIP service otherwise you can use a phone for audio while watching the web session on screen.

Who:

- Nigel Griffiths on the EMEA Power Systems Advanced Technology Support has been using Systems Director 6 for a couple of years and uses it to manage our internal systems and save time too.

Longer term:

- These sessions are aimed at being techie to techie and in a dynamic cookbook style.
- You may want to install Systems Director after the second session and then follow along with the "master cook" to fully learn the recipes.
- As this format is a little experimental we look forward to your feedback and suggestions.
- If you are really keen you can download Systems Director 6 from <http://www.ibm.com/systems/software/director/resources.html> it is free but you need to get yourself a IBM Id but that takes only a minute or so.

Follow on sessions will include:

Related links

- ISV resources
- alphaWorks (emerging technologies)
- IBM Academic Initiative
- IBM Virtual Innovation Center (Bus. Partners)
- IBM Redbooks
- IBM Press books
- IBM communities

Local sites

- developerWorks 中国
- developerWorks Japan
- developerWorks 한국
- developerWorks Россия
- developerWorks Brasil
- developerWorks en español