

i want an i

from **LANDS' END**
BUSINESS OUTFITTERS

Lands' End Business Outfitters brings you a new program of quality gear for work and leisure! IBM System i has helped us design a whole new style for enthusiasts. Choose from the versatile business casual favorites below.

We'll embroider them with your company logo. Of course you can also choose from our complete line on the web. Ready to get dressed? Get in touch with your friendly consultants at Lands' End Business Outfitters.

i want an i ***i want an i*** *i want an i* *i want an i*

Logo # 0637233



Classic Fit Mesh boasts multi-tasking capabilities.

This shirt's 100% cotton fabric has a special finish. It holds onto color, sheds wrinkles and won't pill. Even after 50 washes. So your polo (and logo) looks equally vibrant after a year's worth of launderings. The roomy Classic Fit is complete with stay-tucked tennis tails, finished side vents and a banded sleeve edge. Machine wash. Imported.

Classic Fit Short Sleeve Mesh. Banded Sleeve.

Men's Reg. S-XXL	02937-3CL7	22.50
Men's Tall M-XXL	02937-4CL1	27.00
Men's Big 2XL-5XL	02937-6CL0	27.00
Men's B/T 2XL, 3XL	02937-7CL5	27.00

White, Butter, Light Sea Blue, True Navy, Dark Cobalt Blue, Gray Heather, Charcoal Heather, Black, True Blue, Pale Emerald, Vintage Olive.

Men's 4XL-5XL: White, True Navy, Black.



Mesh Polos that work as hard as she does.

Even after 52 washes, this polo still looks great. New all-cotton mesh fabric guards against fading, wrinkles, pills and shrinkage. And the fit is all about her: shapely side seams, short sleeves that don't engulf the arms and a straight bottom hem that falls at high hip. Side vents. Machine wash. Imported.

Women's Natural Fit Short Sleeve Mesh Polo. Banded Sleeve.

Women's Reg. XS-XL	02938-5CLX	22.50
Women's 1X-5X	02939-0CL0	27.00

White, Butter, Light Sea Blue, True Navy, Dark Cobalt Blue, Gray Heather, Charcoal Heather, Black, True Blue, Pale Emerald, Vintage Olive.

Women's 4X-5X: White, True Navy, Black.



A Jacquard that has all the extras – except cost! Smooth combed cotton. Side vents and a long three-button placket for ease of movement. Rib-knit cuffs and collar. And, of course, that elegant Jacquard texture, knit of two subtle colors. 100% cotton. Machine wash. Imported.

Jacquard Polo.

Men's Reg. M-XXL	05635-8CLX	39.15
Men's Big 2XL-5XL	05636-0CL7	43.65

Black/Tan, Blue/True Navy, Gray Heather/Black.
Men's 4XL-5XL: Black/Tan only.



A polo you'll want to wear outside of work. Knit from ultra-fine Pima yarns that are enhanced to resist stains, wrinkles, pills and color loss. Covered neck seams and side vents give it a clean, upscale look. 100% cotton. Machine wash. Imported.

Men's Tipped Collar Pima Polo.

Men's Reg. S-XXL	07489-0CLX	31.50
Men's Big 2XL, 3XL	07489-5CL2	36.00

Aegean Green, Desert Khaki, Soft Sapphire, True Navy, White.



Solid Oxford Sport, easy to order, easy to wear! This 5.1-oz. Oxford is cut from 60% cotton/40% polyester for wrinkle-fighting ease. Given the tad heavier fabric, a handy single chest pocket, adjustable cuffs, gauntlet buttons, and roomy box pleat, it earns wear-everyday status. Hers has slight shaping at the side seams for a less blousy fit. Easy S, M, L sizing. Machine wash. Imported.

Oxford Sport.

Long Sleeve.

Men's Reg. S-XXL	07127-7CL2	22.50
Men's Tall M-XXL	07504-9CL2	27.00
Men's Big 2XL-5XL	07504-8CL8	27.00
Men's B/T 2XL-5XL	07505-0CL5	27.00
Women's Reg. XS-XL	17737-9CL4	22.50
Women's 1X-5X	17738-0CL7	27.00

Blue, White, Yellow, Charcoal, French Blue.
Women's 4X-5X: Blue, White, French Blue.



Performance Twill.

It's tailored like a dress shirt, his with a button-down collar, 7-button placket, adjustable cuffs, and shirttail hem. With three-quarter sleeves hers has a feminine straight collar, shapely side seams, and a straight bottom hem. 100% cotton. Machine wash. Imported.

Performance Twill Shirt.

Long Sleeve, 100% cotton.

Men's Reg. S-XXL	17901-7CL1	31.50
Men's Tall M-XXL	17901-9CL8	36.00
Men's Big 2XL-5XL	17901-8CL3	36.00

Aegean Green, Black, Dark Cobalt Blue, Desert Khaki, True Blue, White.

Three-Quarter Sleeve.

Women's Reg. XS-XL	06586-8CL6	31.50
Women's 1X-3X	06587-7CL5	36.00

Aegean Green, Black, Dark Cobalt Blue, Desert Khaki, True Blue, White.



Blended Fine Line Twill is comfortable all day long.

Dress shirt tailoring, sport shirt comfort! Hers has shapely side seams, straight bottom hem, straight collar; his has a button-down collar, classic full fit. In a choice of long sleeves with an adjustable cuff, or short sleeves. 60% cotton, 40% polyester. Machine wash. Imported.

Blended Fine Line Twill.

Long Sleeve.

Men's Reg. S-XXL	07039-9CLX	31.50
Men's Big 2XL-5XL	07040-0CL9	36.00
Women's Reg. S-XL	17727-5CL3	31.50
Women's 1X-3X	17727-6CL8	36.00

White, True Blue, Black, Aegean Green, Dark Cobalt Blue, Desert Khaki, True Navy.

Men's 4XL-5XL: *White, Black, Desert Khaki, True Blue, True Navy.*



Super-T: a hero to many.

A special treatment gives the plush, 100% ringspun cotton power to hold on to its colors while fighting stains, fading and pills. It also refuses to shrink out of shape. Smooth, finished seams offer comfort and durability. Straight bottom. Machine wash. Imported.

Performance Short Sleeve Super-T.

Men's Reg. S-XXL	06039-3CL1	15.75
Men's Big 2XL, 3XL	06108-4CL6	20.25

w/Pocket

Men's Reg. S-XXL	06108-1CL2	15.75
------------------	-------------------	--------------

Black, Classic Red, Desert Khaki, Gray Heather, Soft Sapphire, True Navy, White.



ThermaCheck Jacket is the next generation in fleece outerwear.

Our ThermaCheck™-200 fabric is twice as warm and four times more wind resistant than regular fleece. A unique new yarn yields a far denser fabric so it's wind resistant. The softness is sigh-worthy. The fit is a little shorter in length and more contemporary. Features include two front zip pockets, hemmed sleeves and an adjustable drawcord hem. 100% polyester. Machine wash. Imported.

ThermaCheck 200 Jacket.

Men's Reg. S-XXL	17901-2CL6	49.50
Men's Tall M-XXL	17901-3CL0	54.00
Men's Big 2XL, 5XL	17964-7CL6	54.00
Women's Reg. S-XL	17901-4CL5	49.50
Women's 1X-3X	17901-6CL4	54.00

Black, China Blue, Dark Jade Heather, Rich Brown, Dark Cobalt Blue, True Navy.

Men's 4XL-5XL: Black, China Blue, Dark Cobalt Blue, True Navy.



Whisper-quiet Windshirt: your logo'll speak volumes.

Smart thinking for the green and beyond. Stylish V-neck, front zip pockets and a flattering straight hem at front, elastic in back for ease. Breathable mesh lining in body, cottony soft taffeta in sleeves. Machine wash. Soft, 100% polyester. Imported.

Microfiber V-neck Windshirt.

Men's Reg. S-XXL	00044-9CL8	40.05
Men's Big 2XL, 3XL	00045-4CL9	44.55

Bayside Blue, Black, Dark Navy, Khaki, Stone Green, True Navy.



Washed Twill Cap feels like a favorite from the start.

100% washed cotton twill gives this comfortable cap a soft, broken-in, contemporary look. Memory board in the bill holds the shape you like best. No breaking-in time required. Adjustable leather back strap. Made in USA.

Washed Twill Cap.

One size fits all	05615-7CLX	13.50
-------------------	-------------------	--------------

Solids: Light Stone, Classic Navy, White, Black, Red.

Two-Tone: White/Classic Navy, Classic Navy/ Khaki.



Designed to keep you organized .

The gusseted sides expand so the briefcase swallows mammoth loads. A padded sleeve protects your laptop and an assortment of pockets and compartments for your cell phone, files, newspaper, etc. Front has a flap Velcro® pocket, the back has webbing that attaches to a wheeled bag handle. 100% nylon. Imported.

TekStreet Attaché.

16"Wx13"Hx3 3/4" D **05398-5CL8** **22.50**

Coal Black.



A strong, functional Messenger Bag.

No less than eight compartments organize the day's work in this indispensable urban companion – for cell phone, pens, change, and of course, lots of work. Removable shoulder strap. Strong 420-denier nylon packcloth with 500-denier Cordura® nylon base. Imported.

Urban Messenger Bag.

15"Wx12"Hx6"D **09176-4CL0** **22.50**

Black.



Classic Canvas Attaché: a steadfast workmate.

Tough cotton canvas can withstand heavy loads. An organized, divided interior keeps work and papers separate. Includes a key fob, back pocket, and plenty of sleeves and slots. Padded shoulder strap & handles. 17 1/2"Wx13 1/2"Hx3 1/2"D. Spot clean. Imported.


Canvas Classic Attaché

17 1/2"Wx13 1/2"Hx3 1/2"D **07828-6CL4** **49.50**

Black.


Which polo fit is right for you?

A side-by-side comparison of our fabulous fit options.




Her Natural Fit

- Shorter sleeves
- Shaped at the sides
- Straight hem with side vents falls to high hip
- The fit is a tad trimmer, not clingy




Her Classic Fit

- Slightly longer sleeves
- Straighter through the body
- Some styles have tennis tails; all have side vents
- Mid-hip length



His Classic Fit

- Traditional polo fit
- Roomy across the chest, shoulders
- Straighter shape through the body
- Some styles have tennis tails; all have side vents



His Golf Fit

- Slightly dropped shoulder
- Cut wider across the chest and shoulder to allow a full swing
- Slightly longer sleeve
- Side vents

For complete measuring guide, check out our sizing information at landsend.com/business.

Men's

Tops	Small		Medium		Large		X-Large		XX-Large		2XL		3XL		4XL		5XL	
Neck	14	14½	15	15½	16	16½	17	17½	18	18½	18	18½	19	19½	20	20½	21	21½
Chest	34	36	38	40	42	44	46	48	50	52	50	52	54	56	58	60	62	64
Arm (Reg.)	32½	33	33½	34	34½	35	35½	36	36½	36½	35	35½	36	36½	37	37½	38	38½
Arm (Tall)	34	34½	35	35½	36	36½	37	37½	38	38	36½	37	37½	38	38½	39	39½	40

Bottoms	Small		Medium		Large		X-Large		XX-Large		2XL		3XL	
Waist	28	30	32	34	36	38	40	42	44	46	48	50	52	54
Hips	34	36	38	40	42	44	45½	47	48½	50	51½	53½	54½	56½

Women's

	XXS		XS		Small		Medium		Large		X-Large		1X		2X		3X		4X		5X	
	00	0	2	4	6	8	10	12	14	16	18	20	16W	18W	20W	22W	24W	26W	28W	30W	32W	34W
Bust	30½	31½	32½	33½	34½	35½	36½	38	39½	41	43	45	42½	44½	46½	48½	50½	52½	54½	56½	58½	60½
Waist	24-25	25-26	26-27	27-28	28-29	29-30	30-31	31½-32½	33-34	34½-35½	36½-37½	38½-39½	34½	36½	38½	40½	42½	44½	46½	48½	50½	52½
Hips	33½	34½	35½	36½	37½	38½	39½	41	42½	44	46	48	45	47	49	51	53	55	57	59	61	63
Rise	—	—	—	—	—	—	—	—	—	—	—	—	29½	30½	31½	32	32½	33½	—	—	—	—
Rise (Pet.)	—	—	—	—	—	—	—	—	—	—	—	—	27½	28½	29½	30	30½	31½	—	—	—	—
Arm (Pet.)	27½	27½	28½	28½	28½	29½	29½	30	30½	30½	31½	—	—	—	—	—	—	—	—	—	—	—
Arm (Reg.)	28½	29	29½	29½	30½	30½	30½	31½	31½	32	32½	32½	31½	32½	32½	32½	33½	33½	33½	33½	34½	34½
Arm (Tall)	—	—	—	30½	31½	31½	31½	32½	32½	33	33½	33½	—	—	—	—	—	—	—	—	—	—