

IBM WebSphere Business Integration Adapters



Adapter for JDBC User Guide

Adapter Version 2.6.x

IBM WebSphere Business Integration Adapters



Adapter for JDBC User Guide

Adapter Version 2.6.x

Note!

Before using this information and the product it supports, read the information in "Notices" on page 301.

22December2006

This edition of this document applies to the Adapter for JDBC (5724-H05), Version 2.6.x.

To send us your comments about IBM WebSphere Business Integration documentation, e-mail comments@us.ibm.com. We look forward to hearing from you.

When you send information to IBM, you grant IBM a nonexclusive right to use or distribute the information in any way it believes appropriate without incurring any obligation to you.

© **Copyright International Business Machines Corporation 2000, 2006. All rights reserved.**

US Government Users Restricted Rights – Use, duplication or disclosure restricted by GSA ADP Schedule Contract with IBM Corp.

Contents

About this document	vii
Audience	vii
Related documents	vii
Typographic conventions	viii
New in this release.	ix
New in release 2.6.x.	ix
New in release 2.5.x	x
New in release 2.4.x	x
New in release 2.3.x.	xi
New in release 2.2.x.	xi
New in release 2.1.x	xii
New in release 2.0.x	xii
New in release 1.9.x	xii
New in release 1.8.x	xii
New in release 1.7.x	xii
New in release 1.6.x	xii
New in release 1.5.x	xiii
Chapter 1. Overview of the connector	1
Connector components	1
How the connector works	2
Chapter 2. Installing the connector	9
Adapter environment	9
Prerequisites	10
Installing the adapter and related files	11
Installed file structure	11
Chapter 3. Understanding business objects.	13
Business object and attribute naming conventions	13
Business object structure	13
Business object verb processing.	18
Business object attribute properties	33
Business object application-specific information	36
Chapter 4. Generating business object definitions using JDBC ODA	49
Installing and running JDBC ODA.	49
Using JDBC ODA in Business Object Designer.	52
Contents of the generated definition	60
Sample business object definition file.	63
Inserting attributes that contain child business objects	64
Adding information to the business object definition	64
Chapter 5. Configuring the connector	65
Enabling multi-driver support	65
Enabling the custom business object handler class	65
Setting the connector's configuration properties	66
Using Connector Configurator	67
Overview of Connector Configurator	67
Starting Connector Configurator	69
Running Configurator from System Manager	69
Creating a connector-specific property template	70
Creating a new configuration file	72

Using an existing file	73
Completing a configuration file.	74
Setting the configuration file properties	75
Saving your configuration file	83
Changing a configuration file	83
Completing the configuration	83
Using Connector Configurator in a globalized environment	84
Chapter 6. Running the connector	85
Starting the connector	85
Stopping the connector	86
Creating multiple instances of the connector	87
Chapter 7. Configuring the application	89
Enabling the application for the connector	89
Chapter 8. Troubleshooting and error handling	93
Startup problems	93
Event processing	93
Mapping (InterChange Server Integration Broker only)	93
Error handling and logging	95
Loss of connection to the application	96
Fetch out-of-sequence error	96
Inability to locate event or archive tables when DB2 is used	97
Enabling the connector to work with a DB2 database	97
Error at startup when trying to connect to a DB2 database	97
Resource-busy error	97
JDBC ODA behaves improperly because of unsupported JDBC driver	98
JDBC ODA fails to connect to the database after it has been configured	98
Problems that occur with SQL Server databases	98
Inconsistent results due to caching.	99
Appendix A. Standard configuration properties for connectors	101
New properties.	101
Standard connector properties overview	101
Standard properties quick-reference	103
Standard properties	109
Appendix B. Connector-specific configuration properties	125
Property details	126
Appendix C. Business object samples.	139
AfterUpdateSPSampleBO.txt	139
BeforeCreateSPSampleBO.txt	139
BOwithDifferentParameterOrder.txt	139
BOwithIOandOPParams.txt.	140
BOwithFewerSPParamsthanBOAttribs.txt	140
CreateSPUpdateSPSampleBO.txt	140
Appendix D. Overview of stored procedures and sample business objects for Oracle Applications	141
Overview of stored procedures	141
Customer business object	142
Inventory item business object.	143
Order business object.	143
Appendix E. Business object and stored procedure samples for Oracle Applications	145
BO_ORACLEAPPS_CUST INTERFACE.	145
BO_ORACLEAPPS_CUSTRETRIEVE	163

BO_ORACLEAPPS_ITEMINTERFACE	163
BO_ORACLEAPPS_ITEMRETRIEVE.	184
BO_ORACLEAPPS_ORDER	196
BO_ORACLEAPPS_ORDERRETRIEVE	233
CW_CUSTOMER_INTERFACE	261
CW_ITEM_INTERFACE	261
CW_PUBLIC_API_PROCESS_ORDER	262
Appendix F. Support for null and blank values	289
Pass and Fail Scenarios	289
Functionality	290
Appendix G. Mainframe Data Access	291
JDBC Connector support for mainframe data access	291
Using mainframe data access	291
Components of mainframe data access	292
Appendix H. Application Response Measurement	293
Application Response Measurement instrumentation support	293
Appendix I. Common Event Infrastructure	295
Required software	295
Enabling Common Event Infrastructure	295
Obtaining Common Event Infrastructure adapter events	295
For more information.	296
Common Event Infrastructure event catalog definitions	296
XML format for "start adapter" metadata	296
XML format for "stop adapter" metadata	298
XML format for "timeout adapter" metadata	298
XML format for "request" or "delivery" metadata	299
Notices	301
Programming interface information	303
Trademarks and service marks	303
Index	305

About this document

The IBM[®] WebSphere[®] Business Integration Adapter portfolio supplies integration connectivity for leading e-business technologies, enterprise applications, legacy applications and mainframe systems. The product set includes tools and templates for customizing, creating, and managing components for business integration.

This document describes installation, connector property configuration, business object development, and troubleshooting for the IBM WebSphere Business Integration Adapter for JDBC.

This document does not describe deployment metrics and capacity planning issues, such as server load balancing, number of adapter processing threads, maximum and minimum throughputs, and tolerance thresholds.

Such issues are unique to each customer deployment and must be measured within or close to the exact environment where the adapter is to be deployed. You should contact your IBM services representative to discuss the configuration of your deployment site, and for details on planning and evaluating these kinds of metrics, given your specific configuration.

Audience

This document is for consultants, developers, and system administrators who use the adapter at customer sites.

Related documents

The complete set of documentation available with this product describes the features and components common to all WebSphere Business Integration Adapters installations, and includes reference material on specific components.

You can install related documentation from the following sites:

- For general adapter information; for using adapters with WebSphere message brokers (WebSphere MQ Integrator, WebSphere MQ Integrator Broker, WebSphere Business Integration Message Broker); and for using adapters with WebSphere Application Server, see the IBM WebSphere Business Integration Adapters information center: <http://www.ibm.com/websphere/integration/wbiadapters/infocenter>
- For using adapters with WebSphere InterChange Server, see the IBM WebSphere InterChange Server information centers: <http://www.ibm.com/websphere/integration/wicserver/infocenter>
<http://www.ibm.com/websphere/integration/wbicollaborations/infocenter>
- For more information about WebSphere message brokers:
<http://www.ibm.com/software/integration/mqfamily/library/manualsa/>
- For more information about WebSphere Application Server:
<http://www.ibm.com/software/webservers/appserv/library.html>

These sites contain simple directions for downloading, installing, and viewing the documentation.

Note: Important information about this product may be available in Technical Support Technotes and Flashes issued after this document was published. These can be found on the WebSphere Business Integration Support Web site, <http://www.ibm.com/software/integration/websphere/support/>.

Select the component area of interest and browse the Technotes and Flashes sections. Additional information might also be available in IBM Redbooks™ at <http://www.redbooks.ibm.com/>.

Typographic conventions

This document uses the following conventions:

Typographic convention	Description
courier font	Indicates a literal value, such as a command name, filename, information that you type, or information that the system prints on the screen.
bold	Indicates a new term the first time that it appears.
<i>italic, italic</i>	Indicates a variable name or a cross-reference.
<i>blue outline</i>	A blue outline, which is visible only when you view the manual online, indicates a cross-reference hyperlink. Click inside the outline to jump to the object of the reference.
{ }	In a syntax line, curly braces surround a set of options from which you must choose one and only one.
[]	In a syntax line, square brackets surround an optional parameter.
...	In a syntax line, ellipses indicate a repetition of the previous parameter. For example, <code>option[,...]</code> means that you can enter multiple, comma-separated options.
< >	In a naming convention, angle brackets surround individual elements of a name to distinguish them from each other, as in <code><server_name><connector_name>tmp.log</code> .
/, \	In this document, backslashes (\) are used as the convention for directory paths. For UNIX installations, substitute slashes (/) for backslashes. All product pathnames are relative to the directory where the product is installed on your system.
%text% and \$text	Text within percent (%) signs indicates the value of the Windows text system variable or user variable. The equivalent notation in a UNIX environment is <code>\$text</code> , indicating the value of the text UNIX environment variable.
<i>ProductDir</i>	Represents the directory where the product is installed.

New in this release

New in release 2.6.x

Updated in December 2006. The release of this document for adapter version 2.6.x contains the following new or corrected information.

- Two appendixes are added that provide detailed information about sample business objects and stored procedures that are included with the adapter, and provided for use with Oracle Applications.
- This release of the adapter supports long integer data in stored procedures.
- The adapter supports the Solaris 10 platform.
- Updated information for stopping the connector on UNIX-based operating systems is added.
- Updated information for running multiple instances of the connector is added.
- Various known issues and suggestion solutions are added to the Troubleshooting section of this documentation.

Updated in September 2004. The release of this document for adapter version 2.6.x contains the following new or corrected information.

This release of the adapter supports the processing of bidirectional script data. For more information, see “Locale-dependent data” on page 6.

This release of the adapter adds support for the following platforms or updates:

- Microsoft Windows 2000 (Professional, Server, or Advanced Server) with Service Pack 4
- Microsoft Windows 2003 (Standard Edition or Enterprise Edition)
- Solaris 8 (2.8) with Solaris Patch Cluster dated Feb. 11, 2004 or later
- Solaris 9 (2.9) with Solaris Patch Cluster dated Feb. 11, 2004 or later. This adapter supports 32-bit JVM on a 64-bit platform
- AIX 5.1 with Maintenance Level 4
- AIX 5.2 with Maintenance Level 1.
This adapter supports 32-bit JVM on a 64-bit platform
- HP-UX 11i (11.11) with June 2003 GOLDBASE11i and June 2003 GOLDAPPS11i bundles
- Red Hat Enterprise Linux AS 3.0 with Update 1, ES 3.0 with Update 1, or WS 3.0 with Update 1
- SUSE Linux Enterprise Server x86 8.1 with SP3
- SUSE Linux Standard Server x86 8.1 with SP3
- All operating system environments require the Java compiler (IBM JDK 1.4.2 for Windows 2000) for compiling custom adapters

This release adds support for Prepared Statement Caching for improved performance. It includes a new connector-specific configuration property, `PreparedStatement CacheSize`. Caching of prepared statements is enabled at the business object level through the ASI for Prepared Statement Caching: `PSC=true|false`.

This release adds `RetVal` to the ASI for stored procedure attributes.

In Chapter 4, under “Before using JDBC ODA” on page 50, the DRIVERLIB examples in Table 6. *Shell and batch file configuration variables* have been changed to clarify how to locate the .dll or .so file. Information has been added below the table to indicate that you need to add your database driver to the DRIVERPATH in the start script.

New in release 2.5.x

Updated in June 2004. The release of this document for adapter version 2.5.x contains the following new or corrected information:

- New connector-specific configuration properties are QueryTimeOut, ReturnDummyBOForSP, SelectiveCommitForPoll, and UseDefaultsWhenPolling (which replaces UseDefaultsForRetrieve). An existing property, DriverSupportForLong, has been documented.
- The connector supports generating unique identifiers by using sequences with IBM DB2^(R).
- The adapter supports mainframe data access by using IBM DB2 Information Integration Classic Federation for z/OS,^(R) V 8.1. This support is described in Appendix E.
- The adapter supports a new parameter for application-specific information for attributes of type DATE.
- The connector recognizes these stored procedure attribute names for the DeltaUpdate verb: BeforeDeltaUpdateSP, AfterDeltaUpdateSP, DeltaUpdateSP.
- The Tree of Schema contains an additional node called synonyms/nicknames for identifying database objects to be associated with the generated business object definition.
- The Tree of Schema contains the schema name ALL SCHEMAS to help retrieve objects from databases that do not have schemas associated with the objects.
- As of version 2.5.x, the Adapter for JDBC is not supported on Solaris 7.0, so references to that platform have been removed from this guide.

New in release 2.4.x

Updated in December 2003.

Beginning with version 2.1.0, the adapter for JDBC is no longer supported on Microsoft Windows NT. ^(TM)

The release of this document for adapter version 2.4.x also contains the following new or corrected information:

- Information formerly in Chapter 2 about installing the connector has been removed. See that chapter for the new location of the installation information.
- Under “Configuring the connector” in Chapter 2, the connector-specific configuration properties of ApplicationPassword and ApplicationUser are not required when trusted authentication is being used.
- Under “Business object verb processing” in Chapter 3, the instructions for DeltaUpdate operations have been added and the instructions for Delete operations have been revised.
- Under “Business object application-specific information” in Chapter 3, information has been added to describe how a CLOB datatype would be defined.
- In the same section of Chapter 3 under “Generating a business object’s unique identifier,” information regarding IBM DB2^(R) has been added.

- Stored procedures have been added to the section in Chapter 4, “Expanding nodes and selecting tables, views and stored procedures.” And, details about stored procedure attributes have been added under “Providing additional information.”

New in release 2.3.x

Updated in July 2003. The release of this document for adapter version 2.3.x contains the following new or corrected information:

- The adapter can now use WebSphere Application Server as an integration broker.
- The adapter now runs on the following platforms:
 - HP-UX11i
 - AIX^(R) 5.x
 - Solaris 7 and 8
- Support for return of result set from Oracle stored procedures has been added.
- Support for CLOB data types has been added.
- Grandparent access support for copy attributes has been added. Copy attributes can now be accessed from the parent, which allows propagation of attributes down the business object hierarchy.
- The restriction has been removed that an event id must be a numeric data type.

New in release 2.2.x

Updated in March 2003. The “CrossWorlds”^(R) name is no longer used to describe an entire system or to modify the names of components or tools, which are otherwise mostly the same as before. For example “CrossWorlds System Manager” is now “System Manager,” and “CrossWorlds InterChange Server” is now “WebSphere InterChange Server.”

The release of this document for connector version 2.2.x contains the following new or corrected information:

- Support has been added for the following:
 - Wrapper objects at the top-level of business objects
 - LIKE operator
 - Hex/binary data
 - Stored procedures for the RetrieveUpdate verb
 - Verb Application Specific Information for RetrieveByContent
 - Verb Application Specific Information in the WHERE clause when the WHERE clause length is 0 in RetrieveByContent
- The ConnectorID property has been changed from an int to a String to allow for a more descriptive name.
- The DRIVERLIB variable has been added to point to the native libraries used by the custom JDBC drivers.
- More functionality has been added to check for loss of database connectivity during object processing.
- The Schema Name property is now used when retrieving and archiving events.
- Sample business objects have been added, RetrieveResultSet_SampleBOwithMcardChild and RetrieveResultSet_SampleBOwithScardChild, (located in the \connectors\JDBC\Samples directory).

New in release 2.1.x

The `orjdbcobjconverter.pl` Perl script (used to convert an Oracle object to a JDBC-specific object) is no longer installed with the connector. Instead, you can obtain this script from the IBM eCare support Web site (<http://www.ibm.com/software/integration/cw/support>).

New in release 2.0.x

The connector has been internationalized. For more information, see “Processing Locale-Dependent Data,” on page 6 and Appendix A, “Standard Configuration Properties for IBM CrossWorlds Connectors.”

New in release 1.9.x

The IBM WebSphere Business Integration Adapter for JDBC includes the connector for JDBC. This adapter supports two integration brokers: InterChange Server (ICS) and WebSphere MQ Integrator. An integration broker is an application that performs integration of heterogeneous sets of applications; it provides services such as data routing.

The IBM WebSphere Business Integration Adapter for JDBC includes the following:

- An application component specific to JDBC
- JDBC ODA
- A sample business object (located in the `\connectors\JDBC\Samples` directory)
- IBM WebSphere Adapter Framework, which consists of the following:
 - Connector Framework
 - Development tools (including Business Object Designer and Connector Configurator)
 - APIs (including ODK, JCDK, and CDK)

This manual provides information about using the adapter with both the InterChange Server and WebSphere MQ Integrator integration brokers.

Note: Because the connector has not been internationalized, do not run it against InterChange Server version 4.1.1 if you cannot guarantee that only ISO Latin-1 data will be processed.

New in release 1.8.x

The JDBC ODA, which generates business object definitions for the connector, has been enhanced, and the documentation of it has been improved. See Chapter 4, “Generating business object definitions using JDBC ODA,” on page 49.

New in release 1.7.x

CrossWorlds installation now provides the IBM branded JDBC driver for the Microsoft SQL Server to replace the WebLogic JDBC driver, and continues to provide the Oracle thin driver.

New in release 1.6.x

The release of this document for connector version 1.6.x contains the following new or corrected information:

- An Object Discovery Agent utility has been developed to create business objects for the connector. This should be used instead of the JDBCBOGEN provided with earlier connector releases. See Chapter 4, “Generating business object definitions using JDBC ODA,” on page 49.
- The CheckForEventTableInInit property description has been added to the “Connector-specific configuration properties” on page 67.
- The CloseDBConnection property description has been added to the “Connector-specific configuration properties” on page 67.
- The SPBeforePollCall property description has been added to the “Connector-specific configuration properties” on page 67.
- Support has been added for stored procedures returning ResultSet. See “Business object retrieve operations” on page 31 and “Business object RetrieveByContent operations” on page 32.
- Support has been added for fixed length string attributes. See the description in Table 5 on page 39.
- Support has been added for a custom business object handler.

New in release 1.5.x

The release of this document for connector version 1.5.x contains the following new or corrected information:

- The ArchiveTableName property description has been updated. See the “ArchiveTableName” on page 127 for details.
- The AutoCommit property has been added to the “Connector-specific configuration properties” on page 67.
- The DateFormat property has been added to the “Connector-specific configuration properties” on page 67.
- The EventKeyDel property has been updated to accommodate name value pairs. See “EventKeyDel” on page 130 for details.
- The EventQueryType property has been added to the “Connector-specific configuration properties” on page 67.
- The PingQuery property has been added to the “Connector-specific configuration properties” on page 67.
- The PreserveUIDSeq property has been added to the “Connector-specific configuration properties” on page 67.
- The SchemaName property has been added to the “Connector-specific configuration properties” on page 67.
- Support for the stored procedures for the RetrieveByContent verb. See “Business object RetrieveByContent operations” on page 32 for details.
- Support for retrieving business objects, based on non-key values, for Event Processing. See “Retrieving business objects for event processing” on page 5 for details.

Chapter 1. Overview of the connector

This chapter describes the connector component of the IBM WebSphere Business Integration Adapter for JDBC. In the WebSphere Business Integration system, the adapter provides components to support communication between an integration broker and either an application or a technology (such as JDBC). An adapter always includes a connector, message files, and configuration tools. It can also include an Object Discovery Agent (ODA) or a data handler.

This chapter contains the following sections:

- “Connector components”
- “How the connector works” on page 2

Connector components

The **connector** is the component of an adapter that uses business objects to send information about an event to an integration broker (event notification) or receive information about a request from the integration broker (request processing). Connectors consist of two parts: the **connector framework** and the **application-specific component**.

The connector framework, whose code is common to all connectors, manages interactions between the integration broker and the application-specific component.

The application-specific component contains code tailored to a particular application or technology (in this case, JDBC). The connector framework provides the following services between the integration broker and the application-specific component:

- Receives and sends business objects
- Manages the exchange of startup and administrative messages

The connector for JDBC enables the integration broker to exchange business objects with an application built on any database supported by a driver that follows the JDBC 2.0 or later specification. This section presents a high-level description of the connector’s architecture.

For specifying the driver to be used by the connector to connect to the database, see “Enabling multi-driver support” on page 65.

The connector links to the application database by using the JDBC Connect mechanism. One connector-specific configuration parameter (`DatabaseURL`) enables you to specify the name of the database server to which the connector must connect. For information on the configuration parameters, see “Setting the connector’s configuration properties” on page 66.

When the connector is started, it establishes a connection pool with the database. It uses connections from this pool for all transaction processing with the database. When the connector is stopped, all connections in the pool are closed.

Connector architecture

Figure 1 shows the connector components and their relationships within the business integration system.

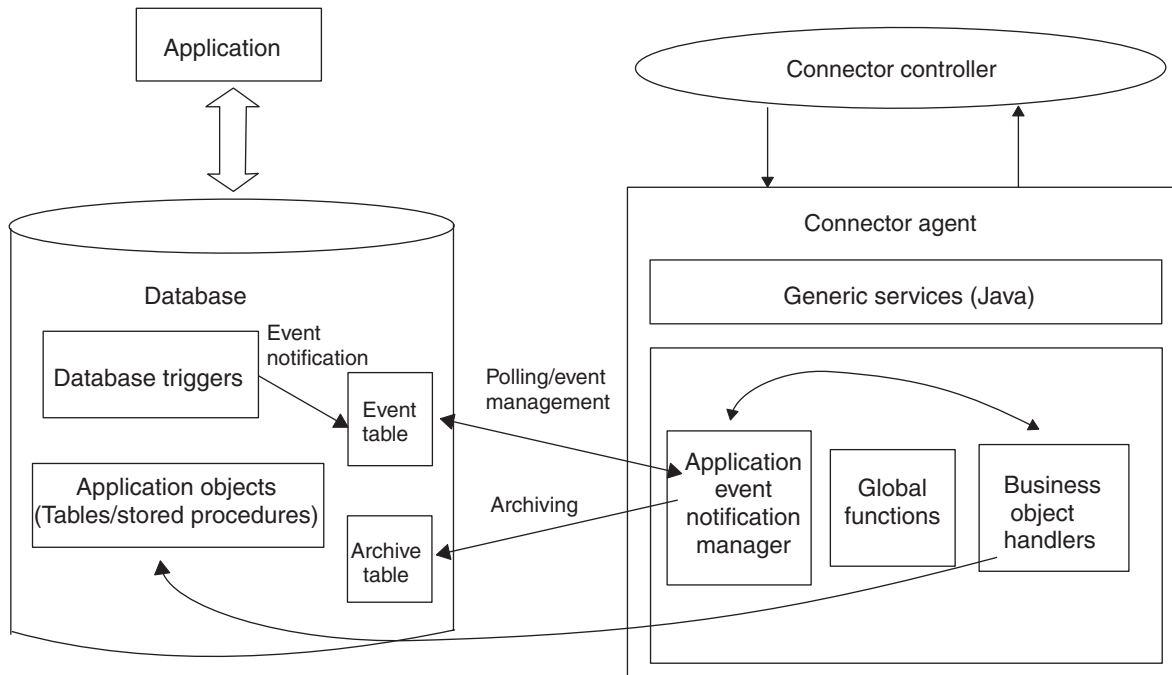


Figure 1. Connector architecture for business object requests

How the connector works

This section describes how metadata enhances the connector's flexibility, and presents a high-level description of business object processing and event notification.

The connector and metadata

The connector is metadata-driven. **Metadata**, in the IBM WebSphere Business Integration Adapter environment, is application-specific data that is stored in business objects and that assists the connector in its interaction with the application. A metadata-driven connector handles each business object that it supports based on metadata encoded in the business object definition rather than on instructions hardcoded in the connector.

Business object metadata includes the structure of a business object, the settings of its attribute properties, and the content of its application-specific information. Because the connector is metadata-driven, it can handle new or modified business objects without requiring modifications to the connector code.

The connector executes SQL statements or stored procedures to retrieve or change data in the database or application. To build dynamic SQL statements or stored procedures, the connector uses application-specific metadata. These SQL statements and stored procedures perform the required retrieval from or changes to the database or application for the business object and for the verb that the connector is processing. For information about using application-specific information, see Chapter 3, "Understanding business objects," on page 13.

Business object processing

This section provides an overview of how the connector processes business object requests and application events. For more detailed information, see “Business object verb processing” on page 18.

Processing business object requests

When the connector receives a request to perform an application operation, the connector processes hierarchical business objects recursively; that is, it performs the same steps for each child business object until it has processed all individual business objects. The order in which the connector processes child business objects and the top-level business object depends on whether the child business objects are contained with or without ownership and whether they are contained with single cardinality or multiple cardinality.

Note: The term **hierarchical** business object refers to a complete business object, including all the child business objects that it contains at any level. The term **individual** business object refers to a single business object, independent of any child business objects it might contain or that contain it. The term **top-level** business object refers to the individual business object at the top of the hierarchy, which does not itself have a parent business object.

Business object retrieval: When an integration broker asks the connector to retrieve a hierarchical business object from the database, the connector attempts to return a business object that exactly matches the current database representation of that business object. In other words, all simple attributes of each individual business object returned to the integration broker match the value of the corresponding field in the database. Also, the number of individual business objects in each array contained by the returned business object match the number of children in the database for that array.

To perform such a retrieval, the connector uses the primary key values in the top-level business object to recursively descend through the corresponding data in the database.

Business object RetrievalByContent: When an integration broker asks the connector to retrieve a hierarchical business object based on values in non-key attributes in the top-level business object, the connector uses the value of all non-null attributes as the criteria for retrieving the data.

Business object creation: When an integration broker asks the connector to create a hierarchical business object in the database, the connector performs the following steps:

1. It recursively creates each single-cardinality child business object contained with ownership into the database.
2. It processes each single-cardinality child business object contained without ownership.
3. It creates the top-level business object in the database.
4. It creates each single-cardinality child business object that stores the parent-child relationship in the child.
5. It creates each multiple-cardinality child business object.

Business object modification: When an integration broker asks the connector to update a hierarchical business object in the database, the connector performs the following steps:

1. It uses the primary-key values of the source business object to retrieve the corresponding entity from the database.
2. It recursively updates all single-cardinality children of the top-level business object.
3. For single-cardinality child business objects that store the relationship in the parent, it sets each foreign-key value in the parent to the value of the primary key in the corresponding single-cardinality child business object.
4. It updates all simple attributes of the retrieved business object except those whose corresponding attribute in the source business object contain the value CxIgnore.
5. It sets all foreign key values in each child that stores the parent-child relationship in the child (both multiple-cardinality and single-cardinality) to the primary key value of its corresponding parent business object.
6. It processes all arrays of the retrieved business object.

Business object deletion: When an integration broker asks the connector to delete a hierarchical business object from the database, the connector performs the following steps:

1. It deletes the single-cardinality children.
2. It deletes the multiple-cardinality children.
3. It deletes the top-level business object.

Processing application events

The connector handles the Create, Update, and Delete events generated by the application in the manner described below.

Create notification: When the connector encounters a Create event in the event table, it creates a business object of the type specified by the event, sets the key values for the business object (using the keys specified in the event table), and retrieves the business object from the database. After it retrieves the business object, the connector sends it with the Create verb to the integration broker.

Update notification: When the connector encounters an Update event in the event table, it creates a business object of the type specified by the event, sets the key values for the business object (using the keys specified in the event table), and retrieves the business object from the database. After it retrieves the business object, the connector sends it with the Update verb to the integration broker.

Delete notification: When the connector encounters a Delete event in the event table, it creates a business object of the type specified by the event, sets the key values for the business object (using the keys specified in the event table), and sends it with the Delete verb to the integration broker. All values other than the key values are set to CxIgnore. If any of the non-key fields are significant at your site, the value of the fields can be modified as needed.

The connector handles logical and physical Delete operations that are triggered by its application. In the case of physical deletes, the SmartFiltering mechanism removes all of the business object's unprocessed events (such as Create or Update) before inserting the Delete event into the event table. SmartFiltering is a mechanism within the database triggers that minimizes the amount of processing the integration broker and connector must perform. In the case of logical deletes, the connector inserts a Delete event in the event table without removing other events for the business object.

Setting the object event ID: The event ID is a unique ID that is used to avoid logging duplicate events from the application broker. For example, an event is in progress and is sent to the integration broker, and then the adapter fails. When the adapter is restarted, it reprocesses and resends the event. The integration broker then compares event IDs and discards any duplicate events, because each event ID is unique.

Retrieving business objects for event processing: A retrieve operation can be done in two ways on a business object for event processing. The first is based on key attributes in a business object. The second is based on both key and non-key attributes. In the second case, the business object must support the `RetrieveByContent` verb and must use a name-value pair for the object keys.

Note: If the object key does not use a name-value pair, the keys in the object key field must follow the same order as the keys in the business object.

Event notification

The connector's event detection mechanism uses an event table, an archive table, stored procedures, and database triggers. Because potential failure points are associated with processing events, the event management process does not delete an event from the event table until it has been inserted into the archive table.

The database triggers, which are added to the database as part of the adapter installation procedure, populate an event table when an event of interest occurs in the database. The connector polls this table at a regular, configurable interval, retrieves the events, and processes the events first by priority and then sequentially. When the connector has processed an event, the event's status is updated.

Note: You must add the triggers to the database as part of the installation procedure.

The value of the `ArchiveProcessed` property determines whether the connector archives an event into the archive table after updating its status. For more information on the `ArchiveProcessed` property, see "Setting the connector's configuration properties" on page 66.

Table 1 illustrates the archiving behavior depending on the value of the `ArchiveProcessed` property.

Table 1. Archiving behavior based on the value of the `ArchiveProcessed` property

ArchiveProcessed Value	Reason deleted from event table	Connector behavior
true or no value	Successfully processed	Archived with the status of Sent to InterChange
	Unsuccessfully processed	Archived with the status of Error
false	No subscription for the business object	Archived with the status of Unsubscribed
	Successfully processed	Not archived; deleted from event table
	Unsuccessfully processed	Remains in event table with the status of Error
	No subscription for the business object	Remains in event table with the status of Unsubscribed

SmartFiltering is a mechanism in the database triggers that minimizes the amount of processing the integration broker and connector must perform. For example, if an application has updated the Contract business object 15 times since the connector last polled for events, the SmartFiltering mechanism stores those changes as one Update event.

Lost database connections

There are numerous reasons for losing a database connection. If this occurs, the connector terminates. The JDBC specification does not provide a mechanism for detecting lost connections. Because this connector supports more than one database, there is no single error code definition for a lost connection to a database.

The property “PingQuery” on page 132 is provided to handle this detection. If a failure occurs during a service call request, the connector executes PingQuery to confirm that the failure was not due to a lost connection to a database. If PingQuery fails and the property “AutoCommit” on page 127 is set to false, the connector attempts to create a new connection to the database. If the connector succeeds in creating a new connection to the database, it continues processing; if the connector fails, it returns APPRESPONSETIMEOUT, which results in the termination of the connector.

PingQuery is executed if a failure occurs while the connector is accessing a database for any type of transaction. For example:

- While accessing the event and archive tables
- While retrieving the business object that is related to the event
- While creating or updating a record pertaining to a business object

Common Event Infrastructure

This adapter is compatible with Common Event Infrastructure from IBM, a standard for event management that permits interoperability with other IBM WebSphere event-producing applications. If Common Event Infrastructure support is enabled, events produced by the adapter can be received (or used) by another Common Event Infrastructure-compatible application.

For more information, see the Application Response Management appendix in this guide.

Application Response Measurement

This adapter is compatible with the Application Response Measurement (ARM) application programming interface (API), an API that enables applications to be managed for availability, service level agreements, and capacity planning. An ARM-instrumented application can participate in IBM Tivoli^(R) Monitoring for Transaction Performance, enabling collection and review of data concerning transaction metrics.

For more information, see the Application Response Measurement appendix in this guide.

Locale-dependent data

The connector has been internationalized so that it can support double-byte character sets and deliver message text in the specified language. When the

connector transfers data from a location that uses one character code set to a location that uses another code set, it performs character conversion to preserve the meaning of the data.

This adapter supports the processing of bidirectional (bi-di) script data for the Arabic and Hebrew languages when the adapter is run in a Windows environment. Bidirectional processing is not supported in non-Windows environments. To use the bidirectional capacity, you must configure the bidirectional standard properties. For more information refer to the standard configuration properties for connectors in Appendix A.

If your relational database management system (RDBMS) uses a bidirectional format that differs from the Windows standard format, all properties with bidirectional support are transformed from the Windows standard format to the bidirectional format of the target RDBMS.

The Java^(TM) runtime environment within the Java Virtual Machine (JVM) represents data in the Unicode character code set. Unicode contains encodings for characters in most known character code sets (both single-byte and multibyte). Most components in the WebSphere Business Integration system are written in Java. Therefore, when data is transferred between most WebSphere Business Integration system components, there is no need for character conversion.

To log error and informational messages in the appropriate language and for the appropriate country or territory, configure the Locale standard configuration property for your environment. For more information on that property, see Appendix A, "Standard configuration properties for connectors," on page 101.

Chapter 2. Installing the connector

This chapter describes installing the IBM WebSphere Business Integration Adapter for JDBC. It contains the following sections:

- “Adapter environment”
- “Prerequisites” on page 10
- “Installing the adapter and related files” on page 11
- “Installed file structure” on page 11

Adapter environment

Before installing, configuring, and using the adapter, you must understand the requirements of its environment. They are listed in the following sections.

- “Broker compatibility”
- “Adapter platforms”
- “Adapter dependencies” on page 10

Broker compatibility

This adapter runs with the WebSphere Business Integration Adapter Framework, version 2.6 and requires one of the following brokers:

- WebSphere InterChange Server, versions 4.2.2 and 4.3
- WebSphere MQ Integrator, version 2.1
- WebSphere MQ Integrator Broker, version 2.1
- WebSphere Business Integration Message Broker, version 5.0.1
- WebSphere Application Server Enterprise, version 5.0.2 with WebSphere Studio Application Developer Integration Edition, version 5.0.1
- WebSphere Business Integration Server Foundation version 5.1.1

See *Release Notes* for any exceptions.

Note: For instructions on installing your integration broker and its prerequisites, see the following guides:

For WebSphere InterChange Server (ICS), see *IBM WebSphere InterChange Server System you for UNIX or for Windows*.

For WebSphere message brokers, see *Implementing Adapters with WebSphere Message Brokers*.

For WebSphere Application Server, see *Implementing Adapters with WebSphere Application Server*.

Adapter platforms

In addition to a broker, this adapter requires one of the following operating systems, and is supported on the databases and software listed.

Operating systems:

- All operating system environments require the Java compiler (IBM JDK 1.4.2 for Windows 2000) for compiling custom adapters
- AIX 4.3.3
- AIX 5.1 with Maintenance Level 4

- AIX 5.2 with Maintenance Level 1. This adapter supports 32-bit JVM on a 64-bit platform
- HP-UX11.i (11.11) with June 2003 GOLDBASE11i and June 2003 GoldAPPS11i bundles
- Red Hat Enterprise Linux AS 3.0 with Update 1, ES 3.0 with Update 1, or WS 3.0 with Update 1

Note: The Tivoli Monitoring for Transaction Performance (TMTP) component of the WebSphere Business Integration Adapter Framework, version 2.6 is not supported on Red Hat Linux.

- SUSE Linux Standard Server x86 8.1 with SP3 or Enterprise Server x86 8.1 with SP3
- Solaris 8 (2.8) with Solaris Patch Cluster dated Feb. 11, 2004 or later
- Solaris 9 (2.9) with Solaris Patch Cluster dated Feb. 11, 2004 or later. This adapter supports 32-bit JVM on a 64-bit platform
- Solaris 10
- Windows 2000 (Professional, Server or Advanced Server) with Service Pack 4
- Windows 2003 (Standard Edition or Enterprise Edition)

Databases:

Any database for which JDBC drivers are available.

Third-party software:

- JDBC drivers

Adapter dependencies

The adapter for JDBC requires the following software.

- JDBC driver files

Prerequisites

Before you use the connector, you must do the following:

- Install the Adapter Development Kit only if you plan to extend or modify the adapter functionality.

If the connector runs on a different machine from the integration broker, install the Adapter Development Kit that is compatible with the version of your integration broker.

- Install the JDBC driver that will be used.
- Verify that all required vendor-specific software, including JDBC driver requirements, has been installed.

For example, if you are using the JDBC Type 2 driver for an Oracle database, you must install the OracleOCI libraries.

- Verify the existence of a user account in the application.

The connector processes data in any application built on any database supported by a driver that follows the JDBC specification. For the connector to process data in the database with which it talks directly, it must have access to a user account and password that is valid for the application. The user account must have the privileges to retrieve, insert, update, and delete data from the application's database. If you do not already have such an account, you must create one.

- Verify the character code set of the connected database.

The Java runtime environment within the Java Virtual Machine (JVM) represents data in the Unicode character code set. Unicode contains encodings for characters in most known character sets (both single-byte and multibyte). Because the connector is written in Java, it understands Unicode.

Installing the adapter and related files

For information on installing WebSphere Business Integration adapter products, refer to the *Installing WebSphere Business Integration Adapters* guide located in the WebSphere Business Integration Adapters Infocenter at the following site:

<http://www.ibm.com/websphere/integration/wbiadapters/infocenter>

Installed file structure

The following subsections describe the installed file structure of the adapter on a UNIX or Windows system.

Note: Unless otherwise indicated, the remaining sections in this chapter apply to both UNIX and Windows installations of the connector.

Installing on a UNIX system

For instructions on installing the Adapter for JDBC on a UNIX system, see the *Installation Guide for WebSphere Business Integration Adapters*.

Table 2 describes the UNIX file structure used by the connector.

Table 2. Installed UNIX file structure for the connector

Subdirectory of <i>ProductDir</i>	Description
connectors/JDBC	Contains the connector CWJDBC.jar and the start_JDBC.sh files. The start_JDBC.sh file is a system startup script for the connector. It is called from the generic connector manager script. When you click Install from Connector Configurator (WebSphere MQ Integrator Broker as the integration broker) or the Connector Configuration screen of System Manager (InterChange Server as the integration broker), the Installer for IBM WebSphere Business Integration Adapter creates a customized wrapper for this connector manager script. When the connector works with InterChange Server, use this customized wrapper to start and stop the connector. When the connector works with WebSphere MQ Integrator Broker, use this customized wrapper only to start the connector. Use the mqsi remotestopadapter command to stop the connector.
connectors/JDBC/dependencies	Contains the SQL scripts that create the event, archive, and unique identifier tables.
connectors/messages	Contains the JDBCCconnector.txt file as well as the JDBCCconnector_II_TT.txt files (message files specific to a language (II) and a country or territory (TT)).
repository/JDBC	Contains the CN_JDBC.txt file.
connectors/JDBC/Samples	Contains sample files for creating different stored procedures and business objects. These samples are described in Appendix C.

Table 2. Installed UNIX file structure for the connector (continued)

Subdirectory of ProductDir	Description
/lib	Contains the WBIA. jar file.
/bin	Contains the CWConnEnv.sh file.

For more information on installing the connector component, refer to one of the following guides, depending on the integration broker you are using:

- *System Installation Guide for UNIX* (when InterChange Server is used as the integration broker)
- *IBM WebSphere Business Integration Adapters Implementation Guide for WebSphere MQ Integrator Broker* (when WebSphere MQ Integrator Broker is used as the integration broker)

Installed file structure on a Windows system

For instructions on installing the Adapter for JDBC on a Windows system, see *Installing WebSphere Business Integration Adapters*. Table 3 describes the Windows file structure used by the connector.

Table 3. Installed Windows file structure for the connector

Subdirectory of ProductDir	Description
connectors\JDBC	Contains the connector CWJDBC.jar and the start_JDBC.bat files.
connectors\JDBC\dependencies	Contains the SQL scripts that create the event, archive, and unique identifier tables.
connectors\messages	Contains the JDBCCConnector.txt file as well as the JDBCCConnector_II_TT.txt files (message files specific to a language (II) and a country or territory (TT)).
repository\JDBC	Contains the CN_JDBC.txt file.
connectors\JDBC\Samples	Contains sample files for creating different stored procedures and business objects. These samples are described in Appendix C.
\lib	Contains the WBIA. jar file.
\bin	Contains the CWConnEnv.bat file.

The Installer for IBM WebSphere Business Integration Adapter for JDBC adds an icon for the connector file to the IBM WebSphere Business Integration Adapters menu. For a fast way to start the connector, create a shortcut to this file on the desktop.

For more information on installing the connector component, refer to one of the following guides, depending on the integration broker you are using:

- *System Installation Guide for Windows* (when InterChange Server is used as the integration broker)
- *IBM WebSphere Business Integration Adapters Implementation Guide for WebSphere MQ Integrator Broker* (when WebSphere MQ Integrator Broker is used as the integration broker)

Chapter 3. Understanding business objects

This chapter describes how the connector for JDBC processes business objects and describes the assumptions the connector makes when retrieving and modifying data. It contains the following sections:

- “Business object and attribute naming conventions”
- “Business object structure”
- “Business object verb processing” on page 18
- “Business object attribute properties” on page 33
- “Business object application-specific information” on page 36

You can use this information as a guide for modifying existing business objects or implementing new ones. For information on the utility that automates the creation of business object definition files from database tables, see Chapter 4, “Generating business object definitions using JDBC ODA,” on page 49. Business objects must be generated before you can run the connector, although you can use the business object samples in Appendix C, “Business object samples,” on page 139 if you prefer to try configuring and running the connector before creating business objects.

The connector makes assumptions about the structure of its supported business objects, the relationships between parent and child business objects, the format of the application-specific information, and the database representation of the business object. Therefore, when you create or modify a business object that will be processed by the connector, your modifications must conform to the rules the connector is designed to follow. If they do not, the connector cannot process new or modified business objects correctly.

Business object and attribute naming conventions

The name of a business object used by the connector can consist only of alphanumeric characters and the underscore character. Business object attribute names also can consist only of alphanumeric characters and the underscore character.

Business object structure

In most cases, the connector assumes that every business object is represented by one database table or view, and that each **simple attribute** (that is, an attribute that represents a single value, such as a String or Integer or Date) within the object is represented by a column in that table or view. Thus, attributes within the same individual business object cannot be stored in different database tables. However, the following situations are possible:

- The database table might have more columns than the corresponding individual business object has simple attributes (that is, some columns in the database are not represented in the business object). Only those columns needed for processing of the business object should be included in your design.
- The individual business object might have more simple attributes than the corresponding database table has columns (that is, some attributes in the business object are not represented in the database). The attributes that do not have a representation in the database either have no application-specific information, are set with a default value, or specify stored procedures.

- The individual business object can represent a view that spans multiple database tables. The connector can use such a business object when processing Create, Retrieve, Update, and Delete events triggered in the application. However, when processing business object requests, the connector can use such a business object only for Retrieve requests.
- The individual business object can represent a wrapper object that is used as a container for unrelated business objects. The wrapper object is not represented by a database table or view. Wrapper objects may not be used as children of other objects.

Note: If a business object is based on a stored procedure (SP) each simple attribute (other than the special SP attributes) may or may not have application-specific information. For more information, see “Stored procedures” on page 26.

Business objects can be flat or hierarchical. All the attributes of a flat business object are simple and represent one value. The term **hierarchical** business object refers to a complete business object, including all the child business objects that it contains at any level. The term **individual** business object refers to one business object, independent of child business objects it might contain or that contain it. The term **top-level** business object refers to the individual business object at the top of the hierarchy that does not itself have a parent business object.

A hierarchical business object has attributes that represent a child business object, an array of child business objects, or a combination of both. In turn, each child business object can contain a child business object or an array of business objects, and so on. A **single-cardinality relationship** occurs when an attribute in a parent business object represents one child business object. In this case, the attribute is of the same type as the child business object.

A **multiple-cardinality relationship** occurs when an attribute in the parent business object represents an array of child business objects. In this case, the attribute is an array of the same type as the child business objects.

The connector supports the following relationships among business objects:

- “Single-cardinality relationships”
- “Single-cardinality relationships and data without ownership” on page 15
- “Multiple-cardinality relationships” on page 16
- “Single-cardinality relationships that store the relationship in the child” on page 17
- “Wrapper objects” on page 18

In each type of cardinality, the relationship between the parent and child business objects is described by the application-specific information of the key attribute of the business object storing the relationship. For more information on this application-specific information, see "FK=[fk_object_name.]fk_attribute_name" on page 39.

Single-cardinality relationships

Typically, a business object that contains a single-cardinality child business object has at least two attributes that represent the relationship. The type of one attribute is the same as the child’s type. The other attribute is a simple attribute that contains the child’s primary key as a foreign key in the parent. The parent has as many foreign-key attributes as the child has primary-key attributes.

Because the foreign keys that establish the relationship are stored in the parent, each parent can contain only one single-cardinality child of a given type.

Figure 2 illustrates a typical single-cardinality relationship. In the example, `fk1` in the `ParentBOName` box is the simple attribute that contains the child's primary key, and `child[1]`, also in the `ParentBOName` box, is the attribute that represents the child business object.

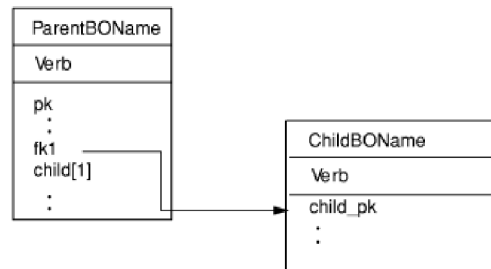


Figure 2. Typical single-cardinality relationship

Single-cardinality relationships and data without ownership

Typically, each parent business object **owns** the data within the child business object that it contains. For example, if each Customer business object contains one Address business object, when a new customer is created, a new row is inserted into both the customer and the address tables. The new address is unique to the new customer. Likewise, when deleting a customer from the customer table, the customer's address is also deleted from the address table.

However, there are situations where multiple hierarchical business objects contain the same data, which none of them owns. For example, assume that an Address business object has a `StateProvince[1]` attribute that represents the `StateProvince` lookup table with single cardinality. Because the lookup table is rarely updated and is maintained independently of the address data, creation or modification of address data does not affect the data in the lookup table. The connector either finds an existing state or province name or fails. It does not add or change values in the lookup table.

When multiple business objects contain the same single-cardinality child business object, the foreign-key attribute in each parent business object must specify the relationship as `NO_OWNERSHIP`. When an integration broker sends the connector a hierarchical business object with a Create, Delete, or Update request, the connector ignores single-cardinality children contained without ownership. The connector performs only retrieve operations on these business objects. If the connector fails to retrieve such a single-cardinality business object, it returns an error and stops processing.

For information on how to specify the relationship without ownership, see "Attributes that represent a single-cardinality child business object" on page 44. For more information on specifying foreign key relationships, see "Specifying an attribute's foreign key" on page 41.

Denormalized data and data without ownership

In addition to facilitating the use of static lookup tables, containment without ownership provides another capability: synchronizing normalized and denormalized data.

Synchronization of normalized to denormalized data: Specifying a relationship as `NO_OWNERSHIP` allows you to create or change data when you synchronize from a normalized application to a denormalized one. For example, assume that a normalized source application stores data in two tables, A and B. Assume further that the denormalized destination application stores all the data in one table such that each entity A redundantly stores B data.

In this example, to synchronize a change in table B data from the source application to the destination application, you must trigger a table A event whenever table B data changes. Moreover, because table B data is stored redundantly in table A, you must send a business object for each row in table A that contains the changed data from table B.

Synchronization of denormalized to normalized data: When synchronizing data from a denormalized source application to a normalized destination application, the connector does not create, delete, or update data contained without ownership in the normalized application.

When synchronizing data to a normalized application, the connector ignores all single-cardinality children contained without ownership. To create, remove, or modify such child data, you must process the data manually.

Multiple-cardinality relationships

Typically, a business object that contains an array of child business objects has only one attribute that represents the relationship. The type of the attribute is an array of the same type as the child business objects. For a parent to contain more than one child, the foreign keys that establish the relationship are stored in each child.

Therefore, each child has at least one simple attribute that contains the parent's primary key as a foreign key. The child has as many foreign-key attributes as the parent has primary key attributes.

Because the foreign keys that establish the relationship are stored in the child, each parent can have zero or more children.

Figure 3 illustrates a multiple-cardinality relationship. In the example, `parentId` in the three `ChildBOName` boxes is the simple attribute that contains the parent's primary key, and `child[n]` in the `ParentBOName` box is the attribute that represents the array of child business objects.

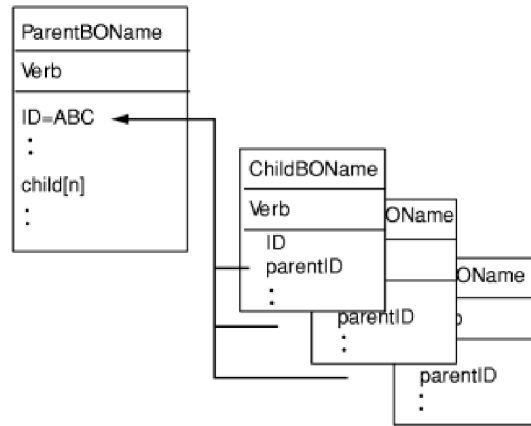


Figure 3. Multiple-cardinality business object relationship

Single-cardinality relationships that store the relationship in the child

Some applications store one child entity so that the parent-child relationship is stored in the child rather than in the parent. In other words, the child contains a foreign key whose value is identical to the value stored in the parent's primary key.

Figure 4 illustrates this special type of single-cardinality relationship.

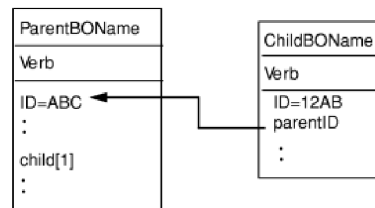


Figure 4. Single-cardinality business object with the relationship stored in the child

Applications use this type of single-cardinality relationship when child data does not exist independently of its parent and can be accessed only through its parent. Such child data is never owned by more than one parent, and requires that the parent and its primary-key value exist before the child and its foreign-key value can be created.

To accommodate such applications, the connector also supports hierarchical business objects that contain a child with single cardinality but store the relationship in the child rather than in the parent.

To specify that a parent business object contains a single-cardinality child in this special way, when you specify the application-specific information of the attribute that contains the child, you do not include the CONTAINMENT parameter. For more information, see "Attributes that represent a single-cardinality child business object" on page 44.

Wrapper objects

A **wrapper object** is a top-level business object that does not correspond to any database table or view. The wrapper object is denoted by the top-level business object property of WRAPPER with a value of true. The wrapper object is a dummy parent that is used as a container for unrelated children. In processing the wrapper object, the connector ignores the top-level business object and processes only the children. The wrapper object may contain n cardinality or n-1 cardinality entities or both.

An n-cardinality entity must have at least one unique attribute marked as a primary key and at least one attribute marked as a foreign key. This foreign key is added as a primary key in the wrapper object. The entity's foreign key references the wrapper object's primary key that was just added.

In the case of an n-1 cardinality entity, the primary key must be marked as both a primary key and a foreign key, referencing the primary key in the wrapper, which is the same as the primary key in the n-1 entity.

Business object verb processing

This section describes the following aspects of processing business object verbs:

- "Verb determination," which explains how the connector determines the verb to use for each source business object
- "After-images and deltas," which defines the terms and explains how the connector works with after-images
- "Verb processing" on page 20, which explains the steps the connector takes when creating, retrieving, updating, or deleting a business object
- "SQL statements" on page 26, which explains how the connector uses simple SQL statements for selecting, updating, retrieving, or deleting business objects.
- "Stored procedures" on page 26, which explains how the connector uses stored procedures
- "Transaction commit and rollback" on page 33, which briefly explains how the connector uses transaction blocks

Verb determination

A top-level business object and each of its individual child business objects can contain its own verbs. Therefore, an integration broker can pass a business object that has different verbs for parent and child business objects to the connector. When this occurs, the connector uses the verb of the top-level parent business object to determine how to process the entire business object. For more information, see "Verb processing" on page 20.

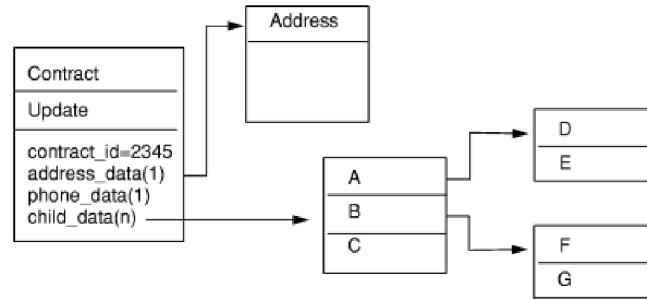
After-images and deltas

An **after-image** is the state of a business object after all changes have been made to it. A **delta** is a business object used in an update operation that contains only key values and the data to be changed. Because the connector supports only after-images, when it receives a business object for updating, the connector assumes that the business object represents the desired state of the data after the update.

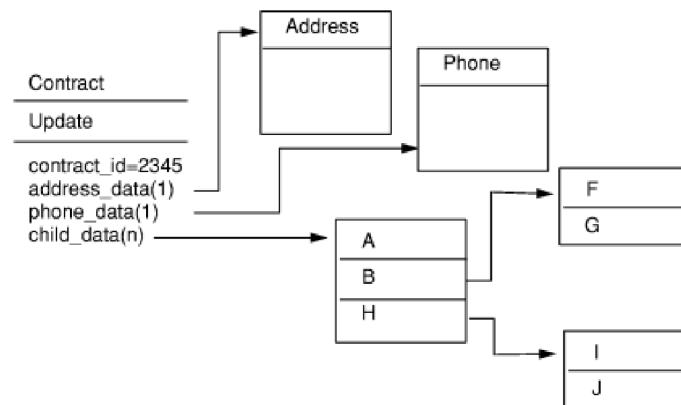
Therefore, when an integration broker sends a business object with the Update verb to the connector, the connector changes the current representation of the

business object in the database so that it exactly matches the source business object. To do this, the connector changes simple attribute values and adds or removes child business objects.

For example, assume the current state of Contract 2345 in the database is as shown in the following diagram that has top-level Contract and Address business objects; attributes of contract_id, address_data, phone_data, and child_data; and child business objects A through G.:



Assume further that the integration broker passes the following business object to the connector, which causes the changes described next:



To process the update operation, the connector applies the following changes to the database:

- It updates the simple attributes in the top-level Contract and Address business objects
- It creates the Phone business object
- It updates the simple attributes in the child business objects A, B, F, and G
- It deletes the child business objects C, D, and E
- It creates the child business objects H, I, and J

Because the connector assumes that each business object it receives from the integration broker represents an after-image, it is important to ensure that each business object sent to such a connector for updating contains valid existing child business objects. Even if none of a child business object's simple attributes have changed, the child business object must be included in the source business object.

There is a way, however, to prevent some connectors from deleting missing child business objects during an update operation. The application-specific information for the attribute that represents the child or array of children can be used to instruct the connector to keep child business objects that are not included in the

source business object. This is done by setting `KEEP_RELATIONSHIP` to `true`. For more information, see “Specifying an attribute’s foreign key” on page 41.

Verb processing

This section outlines the steps the connector takes when creating, retrieving, updating, or deleting a business object that it receives from an integration broker. The connector processes hierarchical business objects recursively; that is, it performs the same steps for each child business object until it has processed all individual business objects.

Note: A top-level wrapper business object supports the create, retrieve, update, and delete verbs. A wrapper object is not processed; only the objects that it contains are processed.

Business object comparison

At various points in the business object verb processing outlined below, the connector compares two business objects to see if they are the same. For example, during an update operation, the connector determines whether a particular business object exists in an array of business objects. To perform the check, the connector compares the business object to each business object within the array. For two business objects to be identical, the following two conditions must be satisfied:

- The type of the business objects being compared must be the same. For example, a Customer business object is never considered identical to a Contact business object even if all of their attributes are exactly the same.
- All corresponding key attributes in the two business objects must contain identical values. If a key attribute is set to `CxIgnore` in both business objects, the connector considers them identical. However, if a key attribute is set to `CxIgnore` in one business object but not in the other, the business objects are not identical.

Create operations

When creating a business object, the connector returns a status either of `VALCHANGE` if the operation was successful (regardless of whether the operation caused changes to the business object), or `FAIL` if the operation failed.

The connector performs the following steps when creating a hierarchical business object:

1. It recursively inserts each single-cardinality child business object contained with ownership into the database. In other words, the connector creates the child and all child business objects that the child and its children contain.
If the business object definition specifies that an attribute represents a child business object with single cardinality and that attribute is empty, the connector ignores the attribute. However, if the business object definition requires that the attribute represent a child and it does not, the connector returns an error and stops processing.
2. It processes each single-cardinality child business object contained without ownership as follows:
 - a. It recursively attempts to retrieve the child from the database using the key values passed in by the integration broker.
 - b. If the retrieve operation is unsuccessful, indicating that the child does not exist in the database, the connector returns an error and stops processing. If the retrieve operation is successful, the connector recursively updates the child business object.

Note: For this approach to work correctly when the child business object exists in the application database, primary key attributes in child business objects must be cross-referenced correctly on create operations. If the child business object does not exist in the application database, the primary key attributes must be set to CxBlank.

3. It inserts the top-level business object in the database as follows:
 - a. It sets each of its foreign-key values to the primary-key values of the corresponding child business object represented with single cardinality. Because values in child business objects can be set by database sequences or counters or by the database itself during the creation of the child, this step ensures that the foreign-key values in the parent are correct before the connector inserts the parent in the database.
 - b. It generates a new, unique ID value for each attribute that is set automatically by the database. The name of the database sequence or counter is stored in the attribute's application-specific information. If an attribute has an associated database sequence or counter, the value generated by the connector overwrites any value passed in by the integration broker. For more information on specifying a database sequence or counter, see UID=AUTO in "Application-specific information for simple attributes" on page 38.
 - c. It copies the value of an attribute to the value of another attribute as specified by the CA (CopyAttribute) parameter of the attribute's application-specific information. For more information on using the CA parameter, see CA=set_attr_name in "Application-specific information for simple attributes" on page 38.
 - d. It inserts the top-level business object into the database.

Note: If a top-level business object is a wrapper, it is not inserted into the database.

4. It processes each of its single-cardinality child business objects that stores the parent-child relationship in the child as follows: It s
 - a. ets the foreign-key values in the child to reference the value in the corresponding primary-key attributes in the parent. Because the parent's primary-key values may have been generated during the creation of the parent, this ensures that the foreign-key values in each child are correct before the connector inserts the child into the database.
 - b. It inserts the child into the database.
5. It processes each of its multiple-cardinality child business objects as follows:
 - a. It sets the foreign-key values in each child to reference the value in the corresponding primary-key attributes in the parent. Because the parent's primary-key values may have been generated during the creation of the parent, this ensures that the foreign-key values in each child are correct before the connector inserts the child into the database.
 - b. It inserts each of its multiple-cardinality child business objects into the database.

Retrieve operations

The connector performs the following steps when retrieving a hierarchical business object:

1. It removes all child business objects from the top-level business object that it received from the integration broker.
2. It retrieves the top-level business object from the database.
 - If the retrieval returns one row, the connector continues processing.

- If the retrieval returns no rows, indicating that the top-level business object does not exist in the database, the connector returns `BO_DOES_NOT_EXIST`.
- If the retrieval returns more than one row, the connector returns `FAIL`.

Notes:

- a. A business object can have attributes that do not correspond to any database column, such as placeholder attributes. During retrieval, the connector does not change such attributes in the top-level business object; they remain set to the values received from the integration broker. In child business objects, the connector sets such attributes to their default values during retrieval.
 - b. A top-level wrapper business object must contain any attribute values from the objects at the level immediately below the wrapper object, which are necessary to retrieve the objects, including keys and placeholder attributes. The wrapper object must have all keys and placeholder attributes populated. Simple attributes in the wrapper object that are used as foreign keys in the objects one level below the wrapper must be marked as keys in the wrapper object.
3. It recursively retrieves all multiple-cardinality child business objects.

Note: The connector does not enforce uniqueness when populating an array of business objects. It is the database's responsibility to ensure uniqueness. If the database returns duplicate child business objects, the connector returns duplicate children.

4. Recursively retrieves each of the single-cardinality children regardless of whether the child business object is contained with or without ownership.

Note: All single-cardinality child business objects are processed based on their occurrence in the business object and before the parent business object is processed. Child object ownership and non-ownership do not determine the processing sequence, but they do determine the type of processing.

RetrieveByContent operations

A `RetrieveByContent` verb is applicable only for the top-level business object, because the connector performs a retrieval based on attributes only in the top-level business object.

If a top-level business object uses the `RetrieveByContent` verb, all of the attributes (including non-key attributes) that are not null are used as retrieval criteria.

If more than one row is returned, the connector uses the first row as the result row and returns a `MULTIPLE_HITS` message.

Note: A `RetrieveByContent` verb is not applicable for a top-level wrapper business object.

Update operations

When updating a business object, the connector returns a status either of `VALCHANGE` if the operation was successful (regardless of whether the operation caused changes to the business object), or `FAIL` if the operation failed. When working with an Oracle database, the connector locks data while retrieving it to ensure data integrity.

The connector performs the following steps when updating a hierarchical business object:

1. It uses the primary-key values of the source business object to retrieve the corresponding entity from the database. The retrieved business object is an accurate representation of the current state of the data in the database.

- If the retrieval fails, indicating that the top-level business object does not exist in the database, the connector returns `BO_DOES_NOT_EXIST` and the update fails.

Note: A top-level wrapper business object does not have to exist in the database. However, it must contain the attribute values from the objects at the level immediately below the wrapper object, which are necessary to retrieve the objects, including keys and placeholder attributes. The wrapper object must have all keys and placeholder attributes populated. Simple attributes in the wrapper object that will be used as foreign keys in the objects one level below the wrapper must be marked as keys in the wrapper object.

- If the retrieval succeeds, the connector compares the retrieved business object to the source business object to determine which child business objects require changes in the database. The connector does not, however, compare values in the source business object's simple attributes to those in the retrieved business object. The connector updates the values of all non-key simple attributes.

If all the simple attributes in the top-level business object represent keys, the connector cannot generate an update query for the top-level business object. In this case, the connector logs a warning and continues to step 2.

2. It recursively updates all single-cardinality children of the top-level business object.

If the business object definition requires that an attribute represent a child business object, the child must exist in both the source business object and the retrieved business object. If it does not, the update operation fails, and the connector returns an error.

The connector handles single-cardinality children contained with ownership in one of the following ways:

- If the child is present in both the source and the retrieved business objects, instead of updating the existing child in the database, the connector deletes the existing child and creates the new child.
- If the child is present in the source business object but not in the retrieved business object, the connector recursively creates it in the database.
- If the child is present in the retrieved business object but not in the source business object, the connector recursively deletes it from the database. The type of delete operation, physical or logical, depends on the value of its `ChildUpdatePhyDelete` property.

For single-cardinality children contained without ownership, the connector attempts to retrieve every child from the database that is present in the source business object. If it successfully retrieves the child, the connector populates the child business object but does not update it, because single-cardinality children contained without ownership are never modified by the connector.

3. For single-cardinality child business objects that store the relationship in the parent, the connector sets each foreign-key value in the parent to the value of the primary key in the corresponding single-cardinality child business object. This step is necessary because single-cardinality children may have been added to the database during previous steps, resulting in the generation of new unique IDs.

4. It updates all simple attributes of the retrieved business object except those whose corresponding attribute in the source business object contain the value `CxIgnore`.

Because the business object being updated must be unique, the connector verifies that only one row is processed as a result. It returns an error if more than one row is returned.

5. It sets all foreign-key values in each child that stores the parent-child relationship in the child (both multiple-cardinality and single-cardinality) to the primary-key value of its corresponding parent business object. (When InterChange Server is used as the integration broker, these values are typically cross-referenced during data mapping.) This step is important to ensure that the foreign-key values of new children that store the relationship in the child are correct before the connector updates those children.
6. It processes each multiple-cardinality child of the retrieved business object in one of the following ways:
 - If the child exists in both the source and the retrieved business objects' arrays, the connector recursively updates it in the database.
 - If the child exists in the source array but not in the retrieved business object's array, the connector recursively creates it in the database.
 - If the child exists in the retrieved business object's array but not in the source array, the connector recursively deletes it from the database unless the application-specific information for the attribute that represents the child in the parent has `KEEP_RELATIONSHIP` set to `true`. In this case, the connector does not delete the child from the database. For more information, see "Specifying an attribute's foreign key" on page 41. The type of delete operation, physical or logical, depends on the value of its `ChildUpdatePhyDelete` property.

Note: The integration broker must ensure that business objects contained with multiple cardinality in the source business object are unique (that is, that an array does not contain two or more copies of the same business object). If the connector receives duplicates of a business object in a source array, it processes the business object twice, with unpredictable results.

DeltaUpdate operations

DeltaUpdate verb processing is different from Update verb processing as follows:

- In a DeltaUpdate operation, no retrieve operation occurs before updating, as is done in Update verb processing.
- No comparisons are made between the incoming business object and the business object in the database.
- All children are processed based on the verb set in each child object. If a child does not have a verb set in it, the connector returns an error.

When updating a business object with DeltaUpdate, the connector returns a status of either `VALCHANGE` if the operation was successful (regardless of whether the operation changed the business object) or `FAIL` if the operation failed.

The connector performs the following steps when updating a hierarchical business object with DeltaUpdate:

1. It recursively processes all single-cardinality children of the parent object. If a child is marked as `IsRequired` in the business object specification, it must be present in the inbound object. If it is not, the DeltaUpdate operation fails and the connector returns an error.

2. It sets all foreign-key values in the parent that reference attributes in single-cardinality children to their corresponding child values. This is necessary because single-cardinality children may have been added to the database during the previous steps, resulting in the generation of new sequence values.
3. It updates the current object being processed using an SQL UPDATE statement or a stored procedure. All simple attributes of the individual business object are updated, except those attributes set to IsIgnore in the inbound business object. The connector does not compare the inbound object to the current object on an attribute level to determine which attributes need to be added to the update statement; they are all updated. Because the object being updated must be unique, the connector checks to make sure that only one row is processed as a result. An error is returned if more than one row is processed.
4. It sets all foreign-key values in all cardinality N children of the current object that reference parent attributes to the corresponding parent values. Usually these values are already cross-referenced during data mapping; however, this may not be the case for new children in cardinality N containers. This step ensures that the foreign-key values in all cardinality N children are correct before those children are updated.
5. It updates all cardinality N containers of the current object.

When the child objects are processed, each child's verb is taken and the appropriate operation is done. The allowed verbs on a child in DeltaUpdate operations are Create, Delete, and DeltaUpdate.

- If a Create verb is found in the child, the child is created in the database if it is an ownership child. Non-ownership children are retrieved to validate their existence in the database.
- If a Delete verb is found in the child, that child is deleted.
- If a DeltaUpdate verb is found in the child, the child is updated in the database.

Delete operations

When deleting a business object, the connector returns a status of SUCCESS if the operation was successful or FAIL if the operation failed. The parent business object is retrieved, and then the adapter recursively deletes all single-cardinality children that have an ownership relationship to the parent, then the parent business object itself, and finally all cardinality N children. Single-cardinality no-ownership children are never deleted. If the business object does not exist, the connector returns FAIL.

The connector supports logical and physical delete operations, depending on the Status Column Name (SCN) value in the object's application-specific information. If the SCN value is defined, the connector performs a logical delete operation. If the SCN value is not defined, the connector performs a physical delete operation.

Physical delete operations: The connector performs the following steps when physically deleting a hierarchical business object:

1. It recursively deletes all single-cardinality child business objects contained with ownership.
2. It deletes the top-level business object.
3. It recursively deletes all multiple-cardinality child business objects.

Note: A top-level wrapper business object does not have a corresponding database table, so it is not deleted from the database. Any simple attribute values for a wrapper are ignored.

Logical delete operations: When logically deleting a business object, the connector performs the following steps: It

1. issues an Update operation that sets the business object's status attribute to the value specified by the business object's application-specific information. The connector ensures that only one database row is updated as a result, and it returns an error if this is not the case.
2. It recursively logically deletes all single-cardinality children contained with ownership and all multiple-cardinality children. The connector does not delete single-cardinality children contained without ownership.

SQL statements

The connector can use simple SQL statements for select, update, retrieve, or delete operations. The column names for SQL statements are derived from an attribute's `AppSpecificInfo` property. Each query spans one table only, unless posted to a view.

Stored procedures

A **stored procedure** is a group of SQL statements that form a logical unit and perform a particular task. A stored procedure encapsulates a set of operations or queries for the connector to execute on an object in a database server.

The connector calls stored procedures in the following circumstances:

- Before processing a business object, to perform preparatory operational processes
- After processing a business object, to perform post-operational processes
- To perform a set of operations on a business object, instead of using a simple INSERT, RETRIEVE, UPDATE, or DELETE statement

When it processes a hierarchical business object, the connector can use a stored procedure to process the top-level business object or any of its child business objects. However, each business object or array of business objects must have its own stored procedure.

Stored procedure syntax and examples

This section describes the syntax of stored procedures for business objects. It also includes examples. It contains the following sections:

- "Adding attributes to the business object"
- "Syntax of a stored procedure" on page 27
- "Examples of stored procedures that do not return result sets" on page 29
- "Specifying the stored procedure" on page 29

Adding attributes to the business object: A special kind of attribute must be added to the business object for each type of stored procedure that the connector processes. These attributes represent only the stored procedure's type and the application-specific information that defines it. These attributes do not use the application-specific information parameters available for a standard simple attribute.

The attribute is named according to the type of stored procedure to be used. For example, to set up the connector to use `AfterUpdate` and `BeforeRetrieve` stored procedures, add the `AfterUpdateSP` and `BeforeRetrieveSP` attributes.

The connector recognizes the following business object attribute names:

BeforeCreateSP
 AfterCreateSP
 CreateSP
 BeforeUpdateSP
 AfterUpdateSP
 UpdateSP
 BeforeDeleteSP
 AfterDeleteSP
 DeleteSP
 BeforeRetrieveSP
 AfterRetrieveSP
 RetrieveSP
 BeforeRetrieveByContentSP
 AfterRetrieveByContentSP
 RetrieveByContentSP
 BeforeRetrieveUpdateSP
 AfterRetrieveUpdateSP
 RetrieveUpdateSP
 BeforeDeltaUpdateSP
 AfterDeltaUpdateSP
 DeltaUpdateSP

Note: Create an attribute only for those stored procedures that you want the connector to execute. Use the application-specific information or mapping (only if InterChange Server is used as the integration broker) to specify values for these attributes before the business object is sent to the connector. Restart the connector so that it recognizes changes to these values for subsequent calls on a business object.

The business object attributes listed are enabled for use with bidirectional languages. The format of these attributes will be transformed based on the attributes set for the BiDi.Metadata standard configuration property. For information on this property, see Appendix A, "Standard configuration properties for connectors," on page 101.

Syntax of a stored procedure: The syntax for specifying a stored procedure is:

```

SPN=StoredProcedureName;[RetVal=Attribute_Name|RS:]RS=true|false
[;IP=Attribute_Name1[:Attribute_Name2[:...]]]
[;OP=Attribute_Name1|RS[:Attribute_Name2|RS[:...]]]
[;IO=Attribute_Name1[:Attribute_Name2[:...]]]
  
```

where:

<i>StoredProcedureName</i>	The name of the stored procedure.
RetVal	The existence of this ASI implies that it is a function call and not a procedure call, because a value is being returned by the function. If the returned value is RS, the returned value is a resultset and will be used to create the N-cardinality container corresponding to this business object. If the returned value is an attribute, the value will be assigned to that particular attribute in the business object. If the attribute is another child business object, it will return an error.

Note: For Oracle functions, please return a resultset as an output parameter (OP=RS) and not as a return value.

RS	Is true if the stored procedure returns a result set or false if it does not. The default value is false. If the value is true, the <code>ColumnName</code> property in an attribute's application-specific information points to the appropriate column in the result set. If RS is part of the output parameter list, then that particular parameter returns a result set. Only one result set OUT parameter is supported. If more than one result set is returned as an OUT parameter, only the first result set is returned and all others are ignored. Currently, this feature is supported for Oracle 8i and later, for stored procedures that use the Oracle JDBC Driver. For the stored procedure in the database, the corresponding parameter should return a REF CURSOR type.
IP	Input Parameters: The list of business object attributes whose values the connector uses as input values when executing the stored procedure.
OP	Output Parameters: The list of business object attributes to which the connector returns values after executing the stored procedure. See RS for a description of the result set.
IO	InputOutput Parameters: The list of business object attributes whose values the connector uses as input values and to which the connector returns values after executing the stored procedure.

The property `ReturnDummyBOForSP` returns output parameters even when the result set is true but empty. In the case of `RetrieveSP`, a result set is returned. If the result set is empty, no business objects are created and there is no way to retrieve the output parameters returned by the procedure call. If `ReturnDummyBOForSP` is true, a dummy business object with values from the output and input/output parameters populated in the corresponding attributes is returned. The default value for this property is false.

The order of `StoredProcedureName`, `RS`, and parameters is important; however, the order of parameters among themselves is not important. In other words, it makes no difference to the connector if the stored procedure groups all parameters of each type or intersperses the types of parameters. When multiple parameters of the same type are grouped together, the values are separated by a colon delimiter; and the parameter's name for each value is not repeated. Parameters of different types are separated by a semicolon delimiter. Parameter values contain no spaces on either side of the equal sign (=).

Examples of stored procedures that return result sets: The following examples use stored procedures named `CustomerAddressRetrieve` and `CustomerAddressRetrieveForOracleDB` to return a result set that contains multiple addresses and is used to create an n-cardinality child business object.

Note: Result sets are processed for the attribute `RetrieveSP` only, and they are used to create an n-cardinality child business object.

For Oracle databases, the result set is returned as an Output parameter and is processed accordingly by the adapter. For other databases, the result set is a return value from the stored procedure.

- CustomerAddressRetrieve (For databases other than Oracle)
Attribute : RetrieveSP
ASI : SPN=CustomerAddressRetrieve;RS=true;
IP=CustomerName:IP=CustomerId;
OP=ErrorStatus;OP=ErrorMsg
- CustomerAddressRetrieveForOracleDB (For Oracle databases)
Attribute : RetrieveSP
ASI : SPN=CustomerAddressRetrieveForOracleDB;
RS=true;IP=CustomerName:IP=CustomerId;
OP=RS;OP=ErrorStatus;OP=ErrorMsg

(OP=RS signifies that the first output parameter is a result set)

Examples of stored procedures that do not return result sets: The following examples use stored procedures named CustomerInsert and VendorInsert that get values from two input attributes, and return values to four output attributes. The examples illustrate different structures for stored procedures.

- Parameters of the same type are grouped together (IP, IP, OP, OP, OP, OP, IO):
SPN=CustomerInsert;RS=false;IP=LastName:FirstName;OP=CustomerName:
CustomerID:ErrorStatus:ErrorMessage;IO=VendorID
- Parameters of the same type are interspersed (IP, OP, OP, OP, IP, IO, OP):
SPN=VendorInsert;RS=false;IP=LastName;OP=CustomerName:
CustomerID:ErrorStatus;IP=FirstName;IO=VendorID;OP=ErrorMessage

The connector supports only the simple data types supported by the JDBC driver.

Specifying the stored procedure: There are two ways to specify the stored procedure name and its parameter values:

- Attribute's AppSpecificInfo property
If the text that specifies the stored procedure is less than or equal to 4000 bytes, the value can be specified in the attribute's AppSpecificInfo property. This property can be used to specify the stored procedure regardless of whether the connector has polled for the business object (that is, the business object represents an application event) or has received the business object as an integration broker request.

The following example illustrates specification of the stored procedure in application-specific information. In this case, the value specified for the MaxLength property is not important to the stored procedure.

```
[Attribute]
Name = BeforeCreateSP
Type = String
MaxLength = 15
IsKey = false
IsRequired = false
AppSpecificInfo = SPN=ContactInsert;IP=LastName:FirstName;OP=CustomerName:
CustomerID:ErrorStatus:ErrorMessage
```

[End]

- Attribute's value (relevant only if InterChange Server is used as the integration broker)

If the length of the text that specifies the stored procedure is more than 4000 bytes, then mapping must be used to specify the stored procedure. Mapping is used to specify the stored procedure only if the business object represents an integration broker request. In other words, an attribute's value cannot be used to specify a stored procedure when the connector is polling for events.

If the text of the stored procedure is longer than 4000 bytes and mapping is used to specify it, then the value of the MaxLength property needs to be expanded to accommodate the full text.

Note: If a stored procedure that handles a create, update, or delete operation is executed on a hierarchical business object containing an array of child business objects, the connector processes each child business object individually. For example, if the connector executes a BeforeCreate stored procedure, it does not process the array as a unit but processes each member in the array. When it processes a BeforeRetrieve stored procedure, the connector operates on one business object. When it processes an AfterRetrieve stored procedure, the connector operates on all business objects returned by the retrieval.

Business object processing with stored procedures or simple SQL statements

The following sections explain how the connector processes the stored procedures and simple SQL statements:

- “Business object create operations”
- “Business object update operations” on page 31
- “Business object delete operations” on page 31
- “Business object retrieve operations” on page 31
- “Result set returned from Retrieve stored procedure (RetrieveSP) operations” on page 32
- “Business object RetrieveByContent operations” on page 32
- “Business object Retrieve-for-Update operations” on page 33

Business object create operations: A Create stored procedure usually returns values that the connector uses to populate the simple attributes in the top-level business object. The connector performs the following steps when processing the Create stored procedures (BeforeCreate, Create, AfterCreate): It c

1. checks whether the business object contains a BeforeCreateSP attribute. If it does, calls the BeforeCreate stored procedure.
2. If the stored procedure returns values through output parameters, it uses the values to set the value of simple attributes in the business object.
3. It creates the single-cardinality child business objects.
4. It sets each of the top-level business object’s foreign key values to the primary-key value of each single-cardinality child business object.
5. It checks whether the business object contains a CreateSP attribute. If it does, calls the Create stored procedure to create the top-level business object. If it does not, builds and executes an INSERT statement to create the top-level business object.
6. If the Create stored procedure returns values through output parameters, it uses the values to set the value of simple attributes in the business object.
7. It sets the foreign-key value in each multiple-cardinality child to the value of its parent’s primary-key attribute.
8. It creates the multiple-cardinality child business objects.
9. It checks whether the business object contains an AfterCreateSP attribute. If it does, calls the AfterCreate stored procedure.
10. If the stored procedure returns values through output parameters, it uses the values to set the values of simple attributes in the business object.

The connector can use values returned in step 10 to change the values of a business object that it created in step 3 or 5.

Business object update operations: An Update stored procedure usually returns values that the connector uses to populate the simple attributes in the top-level business object. The connector performs the following steps when processing the Update stored procedures (BeforeUpdate, Update, AfterUpdate):

1. It checks whether the business object contains a BeforeUpdateSP attribute. If it does, it calls the BeforeUpdate stored procedure.
2. If the BeforeUpdate stored procedure returns values through output parameters, it uses the values to set the value of simple attributes in the business object.
3. It updates the single-cardinality child business objects.
4. It sets each of the top-level business object's foreign-key values to the primary-key value of each child business object contained with single cardinality.
5. It checks whether the business object contains an UpdateSP attribute. If it does, it calls the Update stored procedure to update the top-level business object. If it does not, it builds and executes an UPDATE statement to update the top-level business object.
6. If the Update stored procedure returns values through output parameters, it uses the values to set the value of simple attributes in the business object.
7. It sets foreign-key values in the multiple-cardinality children to reference the value in the corresponding primary-key attributes in the parent.
8. It updates the multiple-cardinality child business objects.
9. It checks whether the business object contains an AfterUpdateSP attribute. If it does, calls the AfterUpdate stored procedure.
10. If the stored procedure returns values through output parameters, it uses the values to set the value of simple attributes in the business object.

Business object delete operations: A Delete stored procedure does not return values to the connector. The connector performs the following steps when processing the Delete stored procedures (BeforeDelete, Delete, AfterDelete):

1. It checks whether the business object contains a BeforeDeleteSP attribute. If it does, it calls the BeforeDelete stored procedure.
2. It deletes the single-cardinality child business objects.
3. It deletes the multiple-cardinality child business objects.
4. It checks whether the business object contains a DeleteSP attribute. If it does, it calls the delete stored procedure to delete the top-level business object. If it does not, it builds and executes a DELETE statement.
5. It checks whether the business object contains an AfterDeleteSP attribute. If it does, it calls the AfterDelete stored procedure.

Business object retrieve operations: For simple retrieve operations, stored procedures can be used for the top-level business object, single-cardinality children, and multiple-cardinality children. The order of the procedures is as follows:

- BeforeRetrieve
- Retrieve
- AfterRetrieve

The connector creates a temporary object to retrieve a single-cardinality child business object or a multiple-cardinality child business object. The connector

applies the BeforeRetrieve stored procedure to the temporary business object. The AfterRetrieve stored procedure is applied to each of the child objects retrieved for the container.

The connector executes the AfterRetrieve stored procedure after it executes a RETRIEVE query generated dynamically from the business object metadata or stored procedure on the business object.

According to the JDBC specification, there are three types of StoredProcedure calls as follows:

- {call <spName>(?,?,?)}
- {call <spName>}
- {?= call <spName>(?,?,?)}

where spName is the name of the stored procedure.

The connector supports the first two types. It processes the ResultSet that is returned from StoredProcedure.

In the stored procedure syntax, if RS=true, the result set from the stored procedure is processed. If RS=false, the result set is not processed. By default the value of RS is false. After the result set values are processed, the stored procedure output variables are processed. If RS=true, multiple-cardinality children cannot specify the output variables in the related stored procedure.

Note: Result set processing is supported only for Retrieve verb operations and for RetrieveSP.

Result set returned from Retrieve stored procedure (RetrieveSP) operations:

ResultSetMetaData is obtained for the result set returned from the stored procedure. Values of all the columns in the result set are obtained and set on the corresponding attribute of the business object. The ColumnName property of an attribute's application-specific information must contain the ResultSet column name to match the attribute to the column.

For single-cardinality objects, the corresponding result set must consist of only one row. If multiple rows are returned in the result set, an error is reported.

For multiple-cardinality children, multiple rows can be returned through the result set. For each row returned, a new object is created and added to the container. The container is then added to the parent object at the required attribute index.

The n-cardinality child of a wrapper business object has stored procedure attributes, and the attributes represent the input parameters and the result set columns. WRAPPER=true is set at the business object application-specific information level. The child business object application-specific information will have TN=dummy.

Business object RetrieveByContent operations: For simple RetrieveByContent operations, stored procedures can be used only for the top-level business object and its single-cardinality children; that is, they cannot be used to return a result set or multiple rows. The order of the procedures is as follows:

- BeforeRetrieveByContent
- RetrieveByContent
- AfterRetrieveByContent

The connector creates a temporary object to retrieve a single-cardinality or multiple-cardinality child business object. For multiple-cardinality business objects, the connector applies the `BeforeRetrieveByContent` stored procedure to the temporary business object. The `AfterRetrieveByContent` stored procedure is applied to each child object that is retrieved for the container.

The connector executes the `AfterRetrieveByContent` stored procedure after it executes a `RetrieveByContent` query generated dynamically from the business object metadata or stored procedure on the business object. In this case, even though the retrieval of a hierarchical business object also retrieves its child business objects, the connector executes the `AfterRetrieveByContent` stored procedure on every business object present in the array.

Business object Retrieve-for-Update operations: The following stored procedures are called on the top-level business object, and they retrieve all child business objects in the same way as the simple `Retrieve` operation.

The order of the procedures is as follows:

- `BeforeRetrieveUpdate`
- `RetrieveUpdate`
- `AfterRetrieveUpdate`

These stored procedures perform the same operations as `BeforeRetrieve` and `AfterRetrieve`. They have different names to allow for attributes that cause the connector to perform both `BeforeRetrieve` and `BeforeRetrieveUpdate` operations, as well as `AfterRetrieve` and `AfterRetrieveUpdate` operations.

The connector creates a temporary object to retrieve a single-cardinality child business object or a multiple cardinality child business object. For multiple-cardinality business objects, the connector applies the `BeforeRetrieveUpdate` stored procedure to the temporary business object. The `AfterRetrieveUpdate` stored procedure is applied to each of the child objects retrieved for the container.

The connector executes the `AfterRetrieveUpdate` stored procedure after it executes a `RETRIEVE` query generated dynamically from the business object metadata or stored procedure on the business object. In this case, even though the retrieval of a hierarchical business object also retrieves its child business objects, the connector executes the `AfterRetrieveUpdate` stored procedure on every business object present in the array.

Transaction commit and rollback

Whenever the connector receives a business object for processing, it begins a transaction block. All SQL statements that the connector executes while processing that business object are encapsulated within the transaction block. When the connector finishes processing the business object, it commits the transaction block if the processing is successful, or rolls back the transaction if it encounters an error.

Business object attribute properties

Business object architecture defines various properties that apply to attributes. This section describes how the connector interprets several of these properties and describes their settings.

Name property

Each business object attribute must have a unique name.

Type property

Each business object attribute must have a type, such as Integer, String, or the type of a child business object. When the connector encounters an attribute of type Date, Long Text, or String, the connector wraps the value in quotation marks and handles the value as character data.

Cardinality property

Each business object attribute that represents a child or array of child business objects has the value of 1 or n, respectively, for this attribute. All attributes that represent child business objects also have a ContainedObjectVersion property (which specifies the child's version number) and a Relationship property (which specifies the value Containment).

Max length property

If the attribute is of type String, this property specifies the maximum length allowed for the attribute's value.

Key property

At least one simple attribute in each business object must be specified as the key. The value Yes defines the attribute as a key. If the business object attribute is of type String, that the data type in the database should be of type Varchar instead of char.

Note: The connector does not support specifying an attribute that represents a child business object or an array of child business objects as a key attribute.

If the key property is set to true for a simple attribute, the connector adds that attribute to the WHERE clause of SELECT, UPDATE, RETRIEVE, and DELETE SQL statements that it generates while processing the business object.

If the key property is set to true for an attribute in a child that stores the parent-child relationship in the child (both multiple-cardinality and single-cardinality), the connector uses the parent's primary keys in the WHERE clause of the SELECT statement, and it does not use the Key property. For information on specifying the name of business object attributes whose values are used to set the child's foreign-key attributes, see "Application-specific information at the attribute level" on page 38.

Foreign-key property

The connector uses this property to determine whether an attribute is a foreign key.

Required property

The Required property specifies whether an attribute must contain a value.

If this property is specified for an attribute that represents a single-cardinality child business object, the connector requires the the parent business object contain a child business object for this attribute.

When the connector receives a business object with a Create request, the Create operation fails if both of the following conditions are true:

- The business object does not have a valid value or a default value for a required attribute.
- Application-specific information does not specify that the connector generate the unique ID.

When the connector receives a business object with a Retrieve request and the business object does not have a valid value or a default value for a required attribute, the retrieval operation fails.

The connector does not use this property for attributes that contain an array of child business objects.

Note: If the key attribute uses a sequence or counter or is populated by the database (UID=AUTO), it should not be marked as Required.

AppSpecificInfo

For information on this property, see “Application-specific information at the attribute level” on page 38.

Default value property

This property specifies a default value that the connector uses to populate a simple attribute if it is not populated with a value from the database table.

The connector does not evaluate this property for attributes that represent a child business object or an array of child business objects. The connector evaluates this property only if the UseDefaults configuration property is set to true. For more information, see Table 15 on page 125., and “UseDefaults” on page 137.

Special attribute value

Simple attributes in business objects can have the special value CxIgnore. When it receives a business object from the integration broker, the connector ignores all attributes with a value of CxIgnore. It is as if those attributes were invisible to the connector.

When the connector retrieves data from the database and the SELECT statement returns a null value for an attribute, the connector sets the value of that attribute to CxIgnore by default. If a value has been specified for the UNVL parameter of the attribute’s application-specific information, the connector uses that value to represent the null value.

Because the connector requires every business object to have at least one primary-key attribute, business objects passed to the connector must have at least one primary key that is not set to CxIgnore. The only exception to this requirement is a business object whose primary key is generated by the connector with a counter or sequence, or is generated by the database.

When the connector inserts data into the database and a business object attribute has no value specified, the connector uses the value specified by the attribute’s UseNullValue property. For more information about UseNullValue, see UNVL=value in Table 5 on page 39.

Business object application-specific information

This section provides information on the object-level, attribute, and verb application-specific information format for business objects supported by the connector.

Application-specific information in business object definitions provides the connector with application-dependent instructions on how to process business objects. The connector parses the application-specific information from the attributes or verb of a business object or from the business object itself to generate queries for create, update, retrieve, and delete operations.

The connector stores some of the business object's application-specific information in cache and uses this information to build queries for all the verbs.

In an extended or modified application-specific business object, the application-specific information in the business object definition must match the syntax that the connector expects.

Note: In an InterChange Server environment, performance is best when application-specific business objects are smaller than 1 MB; they should never exceed 5 MB. Larger business objects cause performance problems due to limitations of the Java Virtual Machine on which InterChange Server runs.

Table 4 provides an overview of the functionality available in business object application-specific information.

Table 4. Overview of application-specific information in supported business objects

Scope of application-specific information	Functionality
Entire business object	<ul style="list-style-type: none">• Specifies the name of the corresponding database table• Defines the column whose value the connector uses in the WHERE clause to perform a logical (or soft) delete
Simple attributes	<ul style="list-style-type: none">• Specifies that the top-level business object is a wrapper• Specifies the database column name for an attribute• Specifies the foreign key relationship between an attribute in the current business object and a parent or child business object• Specifies automatic generation of unique identifier values• Specifies the name of another attribute in the same business object whose value the connector must use to set the value of the current attribute• Specifies whether to use the current attribute when ordering data for retrieval• Specifies the value to use when the value of the current attribute is null• Specifies the string substitution behavior• Specifies whether to use the LIKE operator or = operator when comparing strings• Specifies the value to use as the wildcard position when the LIKE operator is used

Table 4. Overview of application-specific information in supported business objects (continued)

Scope of application-specific information	Functionality
Attributes that contain a child business object or an array of child business objects	Specifies whether a single-cardinality child is owned by the parent and whether the connector deletes child data during an update operation if the data is not represented in the source business object
Business object verb	Used only for the Retrieve verb, this text specifies the attributes to be included in the WHERE clause for a retrieval.; also specifies operators and attribute values

Application-specific information at the business-object level

Application-specific information at the business-object level is used for the following tasks:

- It specifies the name of the corresponding database table.
- It provides the information necessary to perform a physical or logical delete operation.
- It specifies that the top-level business object is a wrapper object.

At the business-object level, application-specific information format consists of parameters separated by colon (:) or semicolon (;) delimiters:

```
TN=TableName; SCN=StatusColumnName:StatusValue; WRAPPER=true|false;
PSC=true|false
```

where *TableName* identifies the database table, *StatusColumnName* is the name of the database column used to perform logical delete operations, *StatusValue* is the value that signifies that a business object is inactive or deleted, *true|false* indicates whether the top-level business object is a wrapper object and the final *true|false* indicates whether all prepared statements for the business object will be cached or not.

For example, assume that a Customer business object has the following value specified for its business object application-specific information:

```
TN=CUSTOMER; SCN=CUSTSTATUS:DELETED
```

Assume also that the connector receives a request to delete the customer. Such a request causes the connector to issue the following SQL statement:

```
UPDATE CUSTOMER SET CUSTSTATUS = 'DELETED' WHERE CUSTOMER_ID = 2345
```

If the SCN parameter is not included or no value is specified for it, the connector physically deletes the business object from the database. In other words, if the business object with the Delete verb includes the SCN parameter in its application-specific information, the connector performs a logical delete operation. If the business object with the Delete verb does not include the SCN parameter in its application-specific information, the connector performs a physical delete operation.

Both update and delete operations can use the value of the SCN property:

- When performing an update operation, the connector uses the value of its `ChildUpdatePhyDelete` property to determine whether to physically or logically delete missing child data. To logically delete the child data, the connector uses

the value of its SCN parameter to obtain the name of the status column and the text of the status value. For more information, see “Update operations” on page 22.

- When performing a delete operation, the connector uses the value of its SCN parameter to determine whether to physically or logically delete the entire business object. If the SCN parameter contains a value, the connector performs a logical delete operation. If the SCN parameter does not contain a value, the connector performs a physical delete operation. For more information, see “Delete operations” on page 25.

Parameters of the ASI that are enabled for use with bidirectional languages are *TableName* and *StatusColumnName*. The format for these parameters will be transformed based on the attributes set for the BiDi.Metadata property. For more information on this property, see Appendix A, “Standard configuration properties for connectors,” on page 101.

At the business-object level, application-specific information can be used to specify a wrapper:

```
WRAPPER=true|false
```

If the WRAPPER parameter is set to true, the top-level business object is a wrapper object. The wrapper object is not represented by a database table or view. A wrapper is used as a container for unrelated business objects. The connector ignores the top-level object and processes only the children. The wrapper object can contain n cardinality or n-1 cardinality entities or both.

At the business-object level, the application-specific information parameter PSC for Prepared Statement Caching enables or disables caching of prepared statements for the business object. All statements for the business object will be cached if PSC is set to true and will not be cached if PSC is set to false.

Application-specific information at the attribute level

The application-specific information for attributes differs depending on whether the attribute is a simple attribute or an attribute that represents a child or an array of child business objects. The application-specific information for an attribute that represents a child also differs depending on whether the parent-child relationship is stored in the child or in the parent. For information on application-specific information for attributes that represent a child or array of child business objects, see “Specifying an attribute’s foreign key” on page 41.

Application-specific information for simple attributes

For simple attributes, application-specific information format consists of a number of name-value parameters, each of which includes the parameter name and its value. Each parameter set is separated from the next by a colon (:) delimiter.

The format of attribute application-specific information is shown below. Square brackets ([]) surround an optional parameter. A vertical bar (|) separates the members of a set of options. The colon is reserved as a delimiter.

```

CN=col_name:[FK=[fk_object_name.]fk_attribute_name]:
[UID=[AUTO|uid_name| schema_name.uid_name[=UseIfMissing]|CW.uidcolumnname
[=UseIfMissing]]]:
[PH=true|false]:[CA=set_attr_name| ..set_attr_name]:[OB=[ASC|DESC]]:[UNVL=value]:
[ESC=true|false]:[FIXEDCHAR=true|false]:
[BYTEARRAY=true|false]:[USE_LIKE=true|false]:
[WILDCARD_POSITION=non-negative number|NONE|BEGIN|END|BOTH]:
[CLOB=true]
[TS=true|false]

```

The only required parameter for a simple attribute to be processed by the connector is the column name. For example, this is the format to specify only the column name:

CN=customer_id

The attribute ASI parameters that are enabled for use with bidirectional languages are column name, unique ID name, unique ID column name, and value. The format of these parameters, except for value, will be transformed based on the attributes set for the BiDi.Metadata property. Value will be transformed based on the attributes set for the BiDi.Application property. For more information on these properties, see Appendix A, “Standard configuration properties for connectors,” on page 101.

Table 5 describes each name-value parameter.

Table 5. Name-value parameters in attribute application-specific information

Parameter	Description
CN= <i>col_name</i>	The value of this parameter is the name of the database column for this attribute.
FK=[<i>fk_object_name.</i>] <i>fk_attribute_name</i>	The value of this parameter depends on whether the parent-child relationship is stored in the parent business object or in the child. If an attribute is not a foreign key, do not include this parameter in the application-specific information. For more information, see “Specifying an attribute’s foreign key” on page 41.
UID=AUTO	The connector uses this parameter to generate the unique ID for the business object. If an attribute does not require a unique ID, do not include this parameter in the application-specific information. See the PreserveUIDSeq property description for details on preserving the unique ID during business object processing. For more information, see “Generating a business object’s unique identifier” on page 43.
UID= <i>uid_name</i> <i>schema_name.uid_name</i> [=UseIfMissing]	
UID=CW. <i>uidcolumnname</i> [=UseIfMissing]	Note: CW is a keyword used to represent the type of UID and does not represent the table name.
PH=true false	If PH=true, then the corresponding simple attribute is a placeholder attribute. A simple attribute is also a placeholder if its application-specific information is blank or null.
CA= <i>set_attr_name</i> <i>..set_attr_name</i>	If <i>set_attr_name</i> is set to the name of another attribute within the current individual business object, the connector uses the value of the other attribute to set the value of this attribute before it adds the business object to the database during a Create operation. The value of <i>set_attr_name</i> cannot reference an attribute in a child business object, but it can reference an attribute in the parent business object if <i>set_attr_name</i> is preceded by the two periods. If you do not include this parameter in the application-specific information, the connector uses the value of the current attribute without copying the CA value from another attribute.
OB=[ASC DESC]	If a value is specified for this parameter and the attribute is in a child business object, the connector uses the value of the attribute in the ORDER BY clause of retrieval queries. The connector can retrieve child business objects in ascending order (ASC) or descending order (DESC). If you do not include this parameter in the application-specific information, the connector does not use this attribute when specifying retrieval order.
UNVL= <i>value</i>	This parameter specifies the value the connector uses to represent a null when it retrieves a business object with null-valued attributes. If you do not include this parameter in the application-specific information, the connector inserts CxIgnore for the attribute’s value.

Table 5. Name-value parameters in attribute application-specific information (continued)

Parameter	Description
ESC=[true false]	This parameter determines whether the connector replaces all instances of each character identified in the ReplaceAllStr property with the substitution strings specified in the ReplaceStrList property. If this parameter does not contain a value, the connector uses the value of the ReplaceStrList property to make this determination. Note: The ESC parameter and the ReplaceAllStr and ReplaceStrList properties provide support for database escape character functionality (for example, escaping single quotation marks).
FIXEDCHAR=true false	This parameter specifies whether the attribute is of fixed length when the columns in the table are of type CHAR, not VARCHAR. For example, if a particular attribute is linked to a column that is of type CHAR, the connector expects FIXEDCHAR in length; for the application specific information of that attribute specify FIXEDCHAR=true. Ensure that the MaxLength property of the attribute is of the CHAR length, which is specified in the database. By default, FIXEDCHAR=false.
BYTEARRAY=true false	If BYTEARRAY=true, the connector will read and write binary data to the database and will send that data as a string to InterChange Server or WebSphere MQ Integrator Broker. BYTEARRAY=false is the default. For more information, see “Working with binary data” on page 45.
USE_LIKE=true false	Specifies whether the connector compares strings using the = operator or the LIKE operator. If USE_LIKE is set to true, wildcard queries can be performed by setting WILDCARD_POSITION. If USE_LIKE is set to false, the =operator will be used.
WILDCARD_POSITION=non-negative number NONE BEGIN END BOTH	If USE_LIKE is true, the WILDCARD_POSITION is used to specify the position that is the wildcard. This value can be any non-negative number, NONE, BEGIN, END, or BOTH. For example, using BEGIN will place the wildcard character in the first position of the string (%string). Using END will place the wildcard character in the last position of the string (string%). Using BOTH will place wildcard characters in both the first and last position in the string (%string%).
CLOB=true	Only applicable for String Attribute Type. Specifies that the database column that corresponds to this attribute is a CLOB datatype. Note: A CLOB datatype is defined as follows: <ul style="list-style-type: none"> • The CLOB attribute has a String Type whose length is used to define the length of the CLOB • The CLOB attribute has ASI=CN=xyz; CLOB=true • Any other attribute type with reference to CLOB in the application-specific information (ASI) would result in an error • CLOB=false would result in an error <p>A regular String Type would be the same and with no reference to CLOB in the ASI. CLOB datatypes of 4k and larger can be inserted or updated. But they can be used only with Oracle and require the latest thin driver with CLOB support. Using any other driver may cause errors.</p>
TS=true false	For attributes of type DATE, when TS=false is specified in the application-specific information for the attribute, the attribute is treated as a DATE type. When TS=true, the attribute is treated as a TIMESTAMP type. The default value of TS is true.

Note: If none of the application-specific information in any of a business object’s attributes cause the connector to build or execute a query, the connector logs a warning and continues operating. It does not throw an exception or return a failure.

Specifying an attribute's foreign key: The value of this property depends on whether the parent-child relationship is stored in the parent business object or the child:

- Stored in the parent—set the value to include both the type of the child business object and the name of the attribute in the child to be used as the foreign key.
- In the child—set the value to include only the name of the attribute in the parent to be used as the foreign key.

If the value of *fk_object_name* does not match the type of the child business object, and the value of *fk_attribute_name* does not match the name of the attribute in the parent or child (as applicable), the connector cannot process this attribute as a foreign key. The case of the business object's name and the attribute's name is significant.

For example, assume that the Customer business object contains the Addr[1] attribute, which represents the Address child business object, and the AID attribute, which stores the primary key of the child business object as a foreign key. In this case, the application-specific information of the parent's foreign key attribute must contain the type of the child business object (Address) as well as the name of its primary key attribute (ID). In this example, the application-specific information of the AID attribute would include FK=Address.ID.

Naming a foreign key attribute: Multiple parent business objects can contain the same child business object, regardless whether the child is stored with single cardinality or multiple cardinality, and regardless whether the parent-child relationship is stored on the parent or on the child. However, all parent business objects that store the parent-child relationship must use identically named attributes to contain the child's primary key. Moreover, all child business objects that store the parent-child relationship must use identically named attributes to contain the parent's primary key. Figure 5 illustrates these relationships.

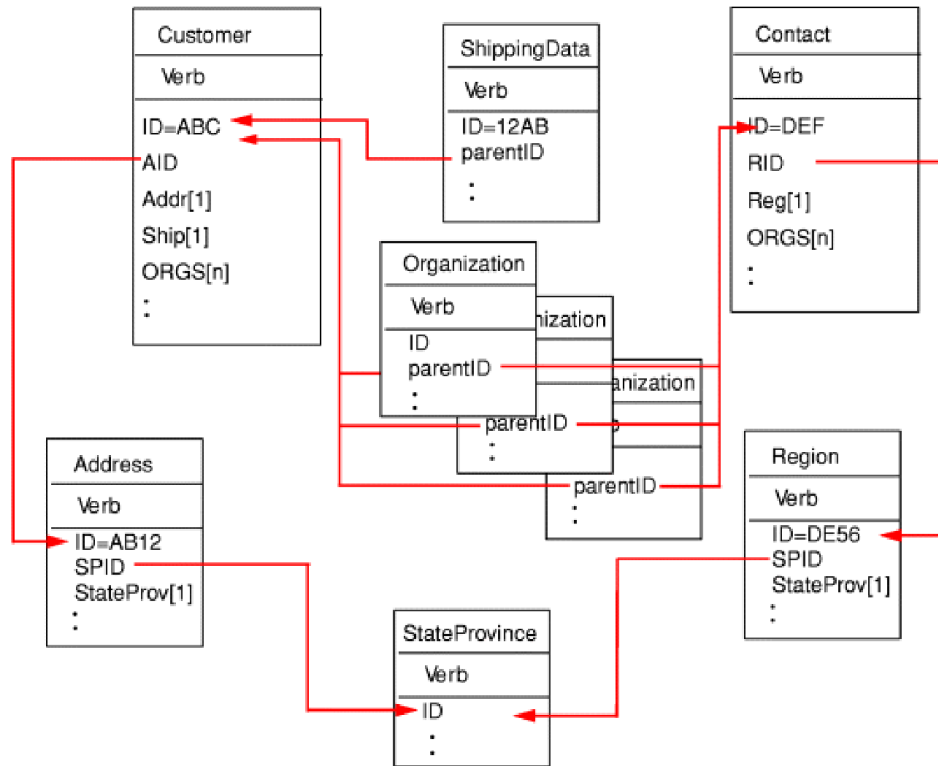


Figure 5. Example of relationships among business objects

Figure 5 illustrates the following relationships:

- The ORGS[n] attribute of Customer ABC and Contact DEF represents an array of Organization business objects. The foreign key value for each business object in the array of Organizations corresponds to the primary key value in the ID attribute in the Customer and Contact business objects. In this case, each business object in the array is contained by multiple parents.

The application-specific information for the ORGS attribute might be:

```
KEEP_RELATIONSHIP=true
```

For more information on the KEEP_RELATIONSHIP parameter, see “Application-specific information for attributes that represent children” on page 44.

The application-specific information for the parentID attribute of each child in the array of Organizations contains the name of the column in the database that corresponds to the current attribute, and specifies the current attribute’s foreign key by containing the name of the parent’s primary key attribute; for example:

```
CN=ORG_ID:FK=ID
```

Note: For multiple business objects to contain the same child (where the parent-child relationship is stored in the child), all parent business objects must use an identically named attribute to contain the foreign key for the child. The foreign key parameter of that child’s application-specific information identifies only the attribute’s name and not the type of the parent business object. The connector assumes that the direct parent is the owner of each child.

- The Addr[1] attribute of Customer represents the Address business object with ownership. The AID attribute of Customer identifies the primary key of the Address business object as a foreign key in the parent. In this case, the parent’s

foreign key attribute must contain the type of the child business object as well as the name of its primary key attribute. The single-cardinality child, Address, is contained by only one parent.

The application-specific information for the Addr attribute is:

```
CONTAINMENT=OWNERSHIP
```

The application-specific information for the AID attribute contains the name of the column in the database that corresponds to the current attribute, and specifies the current attribute's foreign key by containing the type of the child business object and the name of its primary key attribute; for example:

```
CN=FK_AD:FK=Address.ID
```

The application-specific information for the child's primary-key attribute is

```
CN=pk
```

- The StateProv[1] attributes of the Address and Region business objects represent the StateProvince business object without ownership. The SPID attributes of the Address and Region business objects contain the type of the child business object (StateProvince) and the name of its primary key attribute, which serve as the parent's foreign key. The same single-cardinality child, StateProvince, is contained by multiple parents.

The application-specific information for the SPID attribute is:

```
CONTAINMENT=NO_OWNERSHIP
```

For more information on the CONTAINMENT parameter, see

"Application-specific information for attributes that represent children" on page 44.

The application-specific information for the Address SPID attribute contains the name of the column in the database that corresponds to the current attribute, and specifies the current attribute's foreign key by containing the type of the child business object and the name of its primary key attribute; for example:

```
CN=FK_SP:FK=StateProvince.ID
```

The application-specific information for the child's primary key attribute is:

```
CN=SP_ID
```

Note: For multiple business objects (that store the parent-child relationship in the parent) to contain the same child, all child business objects must use an identically named attribute to contain the foreign key for the parent.

- The Ship[1] attribute of Customer represents a ShippingData business object that contains the customer's shipping information. The ID attribute of Customer functions as the foreign key for the shipping data. In this case, because ShippingData cannot exist independently of its parent and is created only after its parent is created, the parent-child relationship is stored in the child.

The application-specific information for the child's parentID attribute contains the name of the column in the database that corresponds to the current attribute, and specifies the current attribute's foreign key by containing the name of its parent's primary key attribute; for example:

```
CN=SD_ID:FK=ID
```

Generating a business object's unique identifier: The connector uses the UID parameter to generate the unique ID for the business object. The connector generates unique IDs by using sequences (as DB2 and Oracle do), or counters (which are structured as tables), and then issues the INSERT statement.

IBM DB2 and Microsoft SQL Server do not require that the ID be passed in an INSERT statement. Instead, they generate the ID at the time of creation. After successful creation of the business object, the connector can retrieve and use this value.

The connector uses a sequence or counter to generate the ID value and then issues the INSERT statement:

- If `UID = AUTO`, the database generates the ID and the connector must retrieve it. This setting is only available for IBM DB2 and Microsoft SQL Server databases.
- If `UID = uid_name`, the value of `uid_name` provides the name of the DB2 or Oracle sequence that the connector uses to generate a unique ID for the attribute. After the connector fetches the sequence value, it populates the key attribute and issues the INSERT statement. This syntax is currently used only for DB2 and Oracle databases.
- If `UID = uid_name=UseIfMissing` and if the value of the attribute is not `CxIgnore`, the connector uses the attribute's value rather than generating a unique ID. The `=UseIfMissing` parameter cannot contain blanks and is case-insensitive. This option is available only for DB2 and Oracle databases.
- If `UID=CW.uidcolumnname`, the connector uses a counter table to generate a unique ID for the attribute. The table, whose name is configurable, is created with a single column named `id`. You can customize the table to add a column for each attribute that requires generation of a UID. Use the `uidcolumnname` parameter to specify the name of the column for the connector to use when generating the unique ID. Note that the connector supports only the numeric data type for columns that require generation of a UID.

For information on configuring the table's name, see `UniqueIDTableName`. The scripts for installing this table are:

```
\connectors\JDBC\dependencies\uid_table_oracle.sql
```

```
\connectors\JDBC\dependencies\uid_table_mssqlserver.sql
```

```
\connectors\JDBC\dependencies\uid_table_db2.sql
```

- If `UID=CW.uidcolumnname=UseIfMissing` and if the value of the attribute is not `CxIgnore`, the connector uses the attribute's value rather than generating a unique ID. The `=UseIfMissing` parameter cannot contain blanks and is not case-sensitive.

See the property "PreserveUIDSeq" on page 133 for information on preserving the unique ID sequence during processing.

Application-specific information for attributes that represent children

Attributes that represent a single-cardinality child business object can specify whether the child is owned by the parent or shared among multiple parents.

Attributes that represent a single-cardinality child or an array of child business objects can specify the connector's behavior when updating the parent and a subset of the children.

Attributes that represent a single-cardinality child business object: The format of the application-specific information for attributes that represent a single-cardinality child business object is:

```
CONTAINMENT= [OWNERSHIP|NO_OWNERSHIP]
```

Set CONTAINMENT to OWNERSHIP to represent a single-cardinality relationship where the parent owns the child business object. Set CONTAINMENT to NO_OWNERSHIP to represent a single-cardinality relationship where the parent shares the child business object. Do not include the CONTAINMENT parameter when you represent a single-cardinality relationship that stores the relationship in the child rather than in the parent.

For more information, see “Single-cardinality relationships and data without ownership” on page 15 and “Single-cardinality relationships that store the relationship in the child” on page 17.

Attributes that represent a child that stores the parent’s key: For Update operations on an array of business objects that store the parent-child relationship in the child, there is a special value for the attribute that represents the child: you can set KEEP_RELATIONSHIP to true to prevent the connector from deleting existing child data that is not represented in the source business object.

For example, assume an existing contract is associated with an existing site, such as New York. Assume further that the connector receives a request to update a Contract business object that contains a single child business object that associates San Francisco as the site. If KEEP_RELATIONSHIP evaluates to true for the attribute that represents the site data, the connector updates the contract to add its association with San Francisco and does not delete its association with New York.

However, if KEEP_RELATIONSHIP evaluates to false, the connector deletes all existing child data that is not contained in the source business object. In such a case, the contract is associated only with San Francisco.

The format for this application-specific information is:

```
KEEP_RELATIONSHIP=[true|false]
```

Case is ignored in checking for this application-specific information.

Working with binary data: If BYTEARRAY=true, the connector will read and write binary data to the database. Since there is no support for binary data in the WebSphere Business Integration system, the binary data is converted to a String and then sent to the integration broker. The format of this string is a hexadecimal number with 2 characters per byte. For example, if the binary data in the database is 3 bytes with the (decimal) values (1, 65, 255), the string will be "0141ff".

Application-specific information format for verbs

The connector uses verb application-specific information for the Retrieve and RetrieveByContent verbs. This text allows you to specify the attributes to be included in the WHERE clause for a retrieval. You can also specify operators and attribute values.

The syntax for application-specific information for the Retrieve and RetrieveByContent verbs is shown below:

```
[condition_variable conditional_operator @ [...]:[.]attribute_name [, ...]]
```

where:

Parameter	Description
<i>condition_variable</i>	The name of the database column.

Parameter	Description
<i>conditional_operator</i>	The operator supported by the database, for example =, >, OR, AND, and IN (<i>value1</i> , <i>value2</i>).
@	A variable that is substituted with the value retrieved by <code>getAttrValue(attribute_name)</code> . The substitution is positional; that is, the connector substitutes the first @ with the value of the first <i>attribute_name</i> variable specified after the : delimiter.
..	The attribute specified in the <i>attribute_name</i> variable belongs to the immediate parent business object; if this value is missing, the attribute belongs in the current business object.
<i>attribute_name</i>	The name of the attribute whose value the connector substitutes for @.

To understand the syntax of this property, assume that an Item business object has an `item_id` attribute whose value is XY45 and a `Color` attribute whose value is RED. Assume further that you specify the Retrieve verb's `AppSpecificInfo` property as:

```
Color='RED'
```

The above application-specific information value causes the connector to build the following WHERE clause for a retrieval:

```
where item_id=XY45 and Color = 'RED'
```

For a more complicated example, assume that the Customer business object has a `customer_id` attribute whose value is 1234 and a `creation_date` attribute whose value is 01/01/90. Assume also that this business object's parent has a `quantity` attribute whose value is 20.

Assume further that you specify the Retrieve verb's `AppSpecificInfo` property as:

```
creation_date > @ OR quantity = @ AND customer_status IN ('GOLD', 'PLATINUM') : creation_date, ..quantity
```

The above application-specific information value causes the connector to build the following WHERE clause for a retrieval:

```
where customer_id=1234 and creation_date > '01/01/90'  
OR quantity = 20 AND customer_status IN ('GOLD', 'PLATINUM')
```

The connector gets the date value ('01/01/90') from the `creation_date` attribute in the current business object. It gets the quantity value (20) from the `quantity` attribute in the parent business object (as indicated by `..quantity` in the application-specific information).

After the connector parses the application-specific information for the Retrieve verb, it adds the text to the WHERE clause of the RETRIEVE statement that it constructs from the business object's primary or foreign keys. The connector adds the leading AND to the WHERE clause. The value of the application-specific information must be valid SQL syntax. In the case of `RetrieveByContent`, the application-specific information is added to the WHERE clause of the RETRIEVE statement that it constructs from the business object's attributes that have their values populated.

The WHERE clause can also refer to placeholder attributes instead of the actual attributes in the parent business object. These placeholders do not have any application-specific information. An attribute can be a placeholder if it satisfies one of the following conditions for its ASI:

1. Simple attribute with ASI=null or ''
2. Simple attribute with ASI=PH=TRUE

For example: An Order business object contains a multiple cardinality line item business object, and retrieval of only specific line items is needed. This retrieval can be handled through a placeholder attribute in the Order business object. This placeholder is required in the parent object because the child objects are all pruned. The placeholder attribute can be populated at runtime by the integration broker with a list of the specific line items, separated by a comma (,).

For this example, you would add the following information to the WHERE clause for the retrieve verb on the child line item business object:

```
line_item_id in(@,@,@):..placeholder1,..placeholder2,..placeholder3
```

Where `line_item_id in` is the ID in the child business object, `placeholder` is the attribute in the parent. If `placeholder` contains the values 12,13,14 the query would select the following from the WHERE clause:

```
line_item_id in(12,13,14)
```

Where `SELECT:..FROM:..WHERE x in (1,2,3)` is a standard database SQL syntax.

In the `RetrieveByContent` verb, if the length of the WHERE clause is 0, the connector will use the application-specific information in the WHERE clause of the RETRIEVE statement. With this feature, the user can send a business object with no attribute values populated and specify verb application-specific information for `RetrieveByContent`, and the connector will build the WHERE clause based on what was specified in the verb application-specific information alone.

For the `Retrieve` and `RetrieveByContent` verbs, the ASI attributes *condition variable* and *conditional operator* are enabled for use with bidirectional languages. The format for *condition variable* will be transformed based on the attributes set for the `BiDi.Metadata` property. *Conditional operator* will be transformed based on the attributes set for the `BiDi.Application` property. For more information on these properties, see Appendix A, "Standard configuration properties for connectors," on page 101

Chapter 4. Generating business object definitions using JDBC ODA

This chapter describes how to generate business object definitions for the connector for JDBC with the JDBC ODA, an object discovery agent (ODA). JDBC ODA uses database tables, views, stored procedures, and synonyms/nicknames to discover business object requirements specific to its JDBC data source.

Note: Familiarity with database concepts and JDBC drivers (for configuration purposes) can aid in understanding how the JDBC ODA operates.

This chapter contains the following sections:

- “Installing and running JDBC ODA”
- “Using JDBC ODA in Business Object Designer” on page 52
- “Contents of the generated definition” on page 60
- “Sample business object definition file” on page 63
- “Inserting attributes that contain child business objects” on page 64
- “Adding information to the business object definition” on page 64

Installing and running JDBC ODA

This section discusses the following:

- “Installing JDBC ODA”
- “Before using JDBC ODA” on page 50
- “Launching JDBC ODA” on page 51
- “Running multiple instances of JDBC ODA” on page 51
- “Working with error and trace message files” on page 51

Installing JDBC ODA

To install the JDBC ODA, use the Installer for IBM WebSphere Business Integration Adapter for JDBC. Follow the instructions in the *System Installation Guide for UNIX or for Windows*. When the installation is complete, the following files are installed in the directory on your system where you have installed the product:

- ODA\JDBC\JDBCODA.jar
- ODA\messages\JDBCODAAgent.txt
- ODA\messages\JDBCODAAgent_11_11.txt (message files specific to a language (*ll*) and a country or territory (*TT*)).
- ODA\JDBC\start_JDBCODA.bat (Windows only)
- ODA\JDBC/start_JDBCODA.sh (UNIX only)
- bin\CWODAEV.bat (Windows only)
- bin\CWODAEV.sh (UNIX only)

Note: Except as otherwise noted, this document uses backslashes (\) as the convention for directory paths. For UNIX installations, substitute slashes (/) for backslashes. All product pathnames are relative to the directory where the product is installed on your system.

Before using JDBC ODA

Before you can run the JDBC ODA, you must:

1. Install the appropriate JDBC driver. Follow the instructions in the *System Installation Guide for UNIX* or *for Windows*.

Important: The JDBC ODA can connect to any database using a JDBC driver that supports JDBC 2.0 or later.

2. Because the JDBC ODA generates business object names and attribute names from the names of corresponding database tables and columns, and because business object names and attribute names must be in ISO Latin-1, verify that the appropriate database components have Latin-1 names. If they do not, you have the following choices:
 - Create the business object definition manually in Business Object Designer.
 - Edit the definition generated by the JDBC ODA so that all business object names and attribute names are in Latin-1.
3. Open for editing the UNIX shell file (start_JDBCODA.sh) or Windows batch file (start_JDBCODA.bat) and configure the values described in Table 6.

Table 6. Shell and batch file configuration variables

Variable	Explanation	Example
AGENTNAME	Name of the ODA	UNIX: AGENTNAME=JDBCODA Windows: set AGENTNAME=JDBCODA
AGENT	Name of the ODA's jar file	UNIX: AGENT=\$CROSSWORLDS/ODA/JDBC/JDBCODA.jar Windows: set AGENT= %CROSSWORLDS%\ODA\JDBC\JDBCODA.jar
DRIVERPATH	Path of JDBC driver library; JDBC ODA uses the driver classes to establish a connection to a specified database	UNIX: DRIVERPATH=\$CROSSWORLDS/lib/ \xwutil.jar:\$CROSSWORLDS/lib/ \xwbase.jar:\$CROSSWORLDS/lib/ \xsqlserver.jar:\$CROSSWORLDS/lib/ \spy/lib/spy.jar Windows: set DRIVERPATH=%CROSSWORLDS%\lib\xwutil.jar;%CROSSWORLDS%\lib\xwbase.jar;%CROSSWORLDS%\lib\xsqlserver.jar;%CROSSWORLDS%\lib\spy\lib\spy.jar
DRIVERLIB	Path of the native libraries used by the JDBC driver	UNIX: After copying db2jdbc.so to \$CROSSWORLDS/lib* DRIVERLIB=\$CROSSWORLDS/lib/db2jdbc.so Windows: After copying db2jdbc.dll to %CROSSWORLDS%\bin* DRIVERLIB=%CROSSWORLDS%\bin\db2jdbc.dll *Alternatively, you can point to the folders where these files exist.

Add your database driver to the DRIVERPATH in the start script. For example, if you are using DB2, add db2java.zip.

After installing the JDBC driver and setting configuration values in the shell or batch file, you must do the following to generate business objects:

1. Launch the ODA.
2. Launch Business Object Designer.
3. Follow a six-step process in Business Object Designer to configure and run the ODA.

The following sections describe these steps in detail.

Launching JDBC ODA

You can launch the JDBC ODA with the startup script appropriate for your operating system.

UNIX:

```
start_JDBCODA.sh
```

Windows:

```
start_JDBCODA.bat
```

You configure and run the JDBC ODA using Business Object Designer. Business Object Designer locates each ODA by the name specified in the AGENTNAME variable of each script or batch file. The default ODA name for this connector is JDBCODA.

Running multiple instances of JDBC ODA

It is recommended that you change the name of the ODA when you run multiple instances of it. To create additional uniquely named instances of the JDBC ODA:

- Create a separate script or batch file for each instance.
- Specify a unique name in the AGENTNAME variable of each script or batch file.

It is recommended that you prefix each name with the name of the host machine when you run ODA instances on different machines.

Figure 6 on page 53 illustrates the window in Business Object Designer from which you select the ODA to run.

Working with error and trace message files

Error and trace message files (the default is JDBCODAAgent.txt) are located in \ODA\messages\, which is under the product directory. These files use the following naming convention:

```
AgentNameAgent.txt
```

If you create multiple instances of the ODA script or batch file and provide a unique name for each represented ODA, you can have a message file for each ODA instance. Alternatively, you can have differently named ODAs use the same message file. There are two ways to specify a valid message file:

- If you change the name of an ODA and do not create a message file for it, you must change the name of the message file in Business Object Designer as part of ODA configuration. Business Object Designer provides a name for the message file but does not actually create the file. If the file displayed as part of ODA configuration does not exist, change the value to point to an existing file.
- You can copy the existing message file for a specific ODA, and modify it as required. Business Object Designer assumes you name each file according to the

naming convention. For example, if the AGENTNAME variable specifies JDBCODA1, the tool assumes that the name of the associated message file is JDBCODA1Agent.txt. Therefore, when Business Object Designer provides the filename for verification as part of ODA configuration, the filename is based on the ODA name. Verify that the default message file is named correctly, and correct it as necessary.

Important: Failing to correctly specify the message file’s name when you configure the ODA causes it to run without messages. For more information on specifying the message file name, see “Configure initialization properties” on page 53.

During the configuration process, you specify:

- The name of the file into which the JDBC ODA writes error and trace information
- The level of tracing, which ranges from 0 to 5.

Table 7 describes these values.

Table 7. Tracing levels

Trace level	Description
0	Logs all errors
1	Traces all entering and exiting messages for method
2	Traces the ODA’s properties and their values
3	Traces the names of all business objects
4	Traces details of all spawned threads
5	<ul style="list-style-type: none"> • Indicates the ODA initialization values for all of its properties • Traces a detailed status of each thread that JDBC ODA spawned • Traces the business object definition dump

For information on where you configure these values, see “Configure initialization properties” on page 53.

Using JDBC ODA in Business Object Designer

This section describes how to use the JDBC ODA in Business Object Designer to generate business object definitions. For information on launching Business Object Designer, see the *Business Object Development Guide*. You can download this book from the IBM WebSphere Business Integration Adapters InfoCenter: <http://www.ibm.com/websphere/integration/wbiadapters/infocenter>

After you launch an ODA, you must launch Business Object Designer to configure and run it. There are six steps in Business Object Designer to generate a business object definition using an ODA. Business Object Designer provides a wizard that guides you through each of these steps.

After starting the ODA, do the following to start the wizard:

1. Open Business Object Designer.
2. From the File menu, select the New Using ODA... submenu.
Business Object Designer displays the first window in the wizard, named Select Agent. Figure 6 on page 53 illustrates this window.

To select, configure, and run the ODA, follow these steps:

1. "Select the ODA"
2. "Configure initialization properties" on page 53
3. "Expanding nodes and selecting database objects" on page 55
4. "Confirming database object selections" on page 56
5. "Generating definitions" on page 57 and, optionally, "Providing additional information" on page 57
6. "Saving definitions" on page 60

Select the ODA

Figure 6 illustrates the first dialog box in Business Object Designer's six-step wizard. From this window, select the ODA to run.

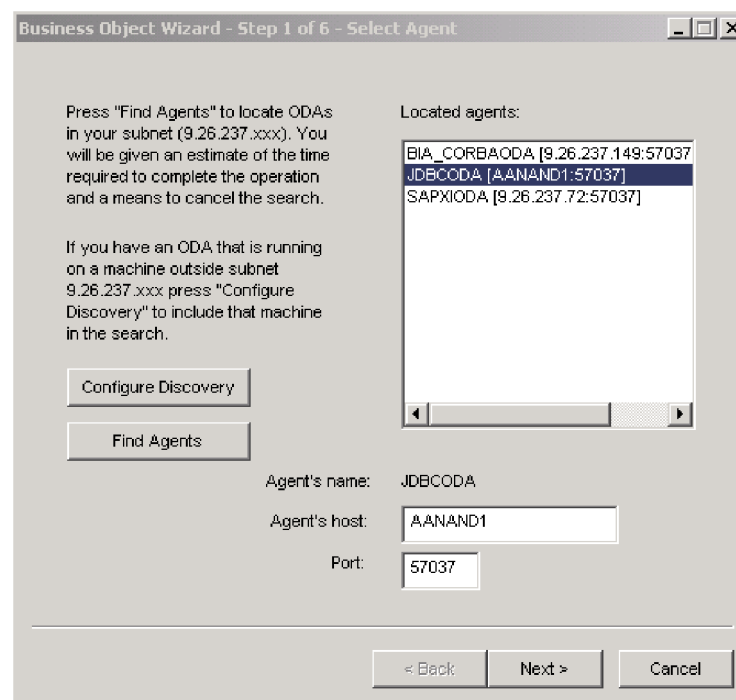


Figure 6. Selecting the ODA

To select the ODA:

1. Click the Find Agents button to display all registered or currently running ODAs in the Located agents field.

Note: If Business Object Designer does not locate your desired ODA, check the setup of the ODA.

2. Select the desired ODA from the displayed list.
Business Object Designer displays your selection in the Agent's name field.
3. Click Next.

Configure initialization properties

The first time Business Object Designer communicates with the JDBC ODA, it prompts you to enter a set of initialization properties as shown in Figure 7. You can save these properties in a named profile so that you do not need to re-enter them each time you use the JDBC ODA. For information on specifying an ODA

profile, see the *Business Object Development Guide*. You can download this book from the IBM WebSphere Business Integration Adapters InfoCenter.

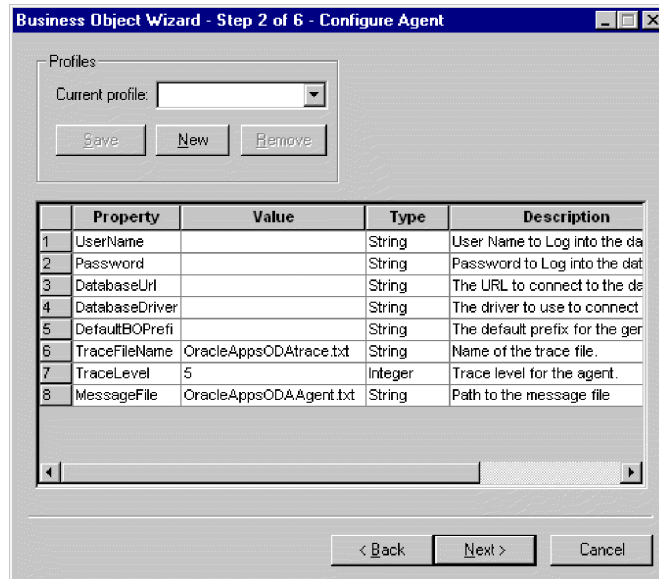


Figure 7. Configuring agent initialization properties

Configure the JDBC ODA properties described in Table 8.

Table 8. JDBC ODA properties

Row number	Property name	Property type	Description
1	UserName	String	Name of the user with authorization to connect to the database
2	Password	String	Password of the user with authorization to connect to the database
3	DatabaseUrl	String	URL that enables a connection to the database. For example: jdbc:oracle:thin:@MACHINE:1521:SIDNAME
4	DatabaseDriver	String	Name of the driver used to establish the connection. For example: oracle.jdbc.driver.OracleDriver
5	DefaultBOPrefix	String	Text that is prepended to the name of the business object to make it unique. You can change this later, if required, when Business Object Designer prompts you for business object properties. For more information, see "Providing additional information" on page 57.
6	TraceFileName	String	File into which the JDBC ODA writes trace information. If the file does not exist, the JDBC ODA creates it in the \ODA\JDBC directory. If the file already exists, the JDBC ODA appends to it. The JDBC ODA names the file according to the naming convention. For example, if the agent is named JDBCODA, it generates a trace file named JDBCODAttrace.txt. Use this property to specify a different name for this file.
7	TraceLevel	Integer	Level of tracing enabled for the JDBC ODA. See Table 7 on page 52.

Table 8. JDBC ODA properties (continued)

Row number	Property name	Property type	Description
8	MessageFile	String	Name of the error and message file. The JDBC ODA displays the filename according to the naming convention. For example, if the agent is named JDBCODA, the value of the message file property displays as JDBCODAAgent.txt. Important: The error and message file must be located in the \ODA\messages directory. Use this property to verify or specify an existing file.

Important

Correct the name of the message file if the default value displayed in Business Object Designer represents a non-existent file. If the name is not correct when you move forward from this dialog box, Business Object Designer displays an error message in the window from which the ODA was launched. This message does not pop up in Business Object Designer. Failing to specify a valid message file causes the ODA to run without messages.

Expanding nodes and selecting database objects

After you configure all initialization properties for the JDBC ODA, Business Object Designer connects to the specified database and displays a tree with all the schema names in the database. These names, which are presented as nodes in the tree, are expandable. Click on them to display all the tables, views, stored procedures and synonyms/nicknames in each schema. Figure 8 illustrates this dialog box with some schema expanded.

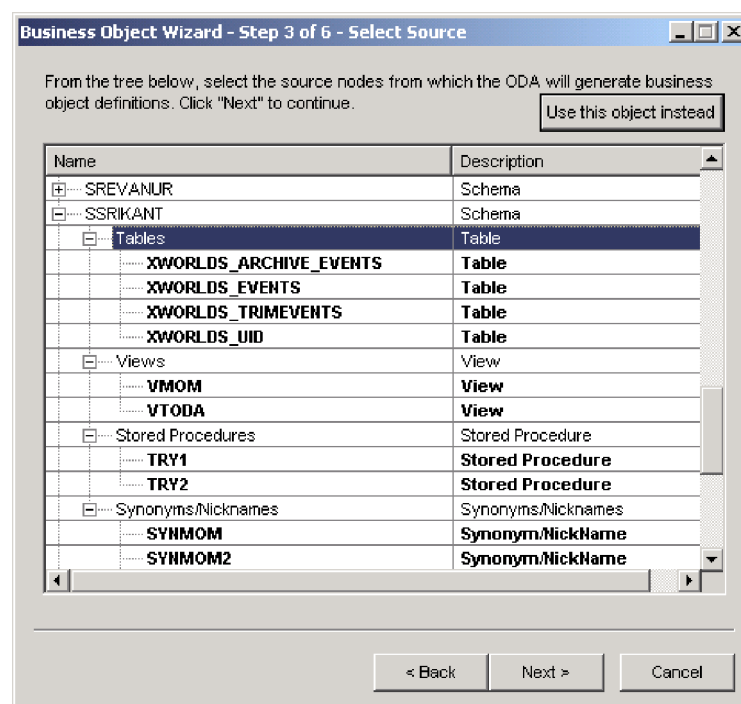


Figure 8. Tree of Schema with expanded nodes

To identify all the database objects that store data for the generated business object definition, select all the required tables, views, stored procedures, and synonyms/nicknames; and click Next. For information on how to filter the objects returned, see the *Business Object Development Guide*. You can download this book from the IBM WebSphere Business Integration Adapters InfoCenter.

The schema name ALL SCHEMAS is used to facilitate the retrieval of objects such as tables and views from databases that don't have schemas associated with the objects. When you expand ALL SCHEMAS, a tree is shown with tables, views, stored procedures, and synonyms/nicknames. When each of these nodes is expanded, all the relevant objects from the database appear, regardless of the schema to which the object belongs.

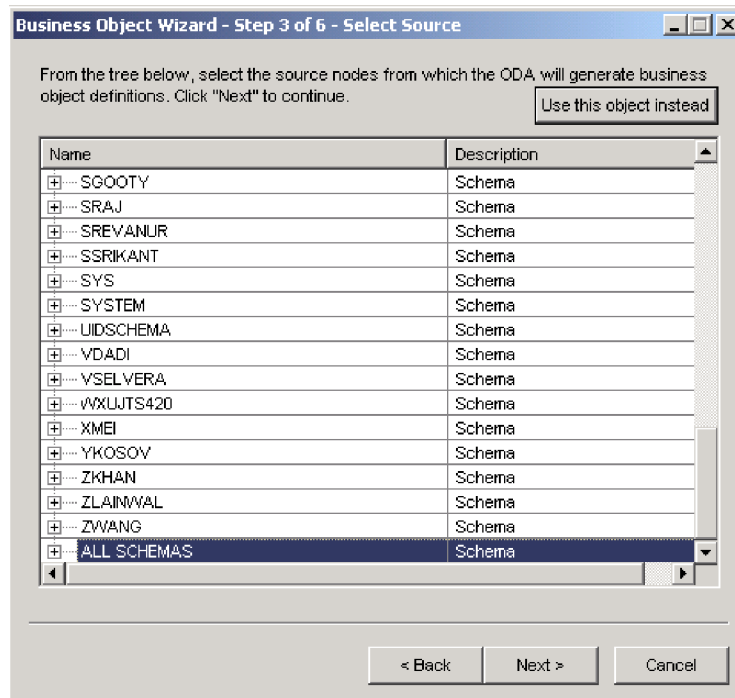


Figure 9. Expanding ALL SCHEMAS to retrieve objects

Confirming database object selections

After you identify all the database objects to be associated with the generated business object definition, Business Object Designer displays the dialog box with only the selected tables, views, stored procedures, and synonyms/nicknames. Figure 10 illustrates this dialog box.

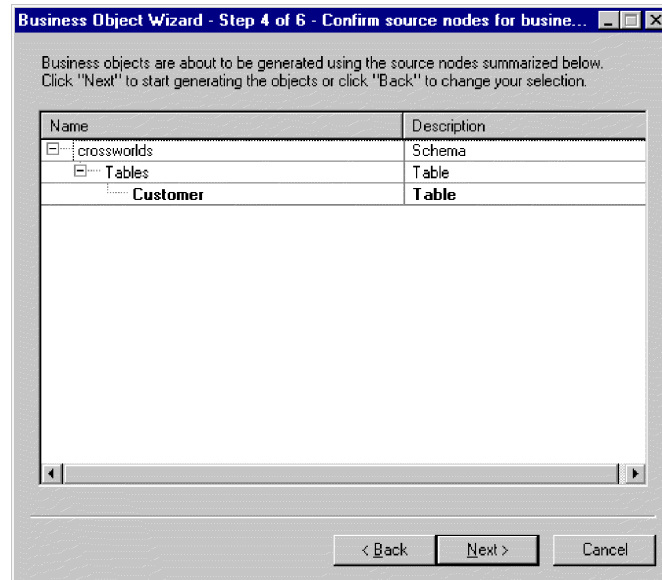


Figure 10. Confirming selection of database objects

This window provides the following options:

- To confirm the selection, click Next.
- If the selection is not correct, click Back to return to the previous window and make the necessary changes. When the selection is correct, click Next.

Generating definitions

After you confirm the database objects, a dialog box informs you that Business Object Designer is generating the definitions.

Providing additional information

If the JDBC ODA needs additional information, Business Object Designer displays the BO Properties window, shown in Figure 11 on page 58, which prompts you for the information.

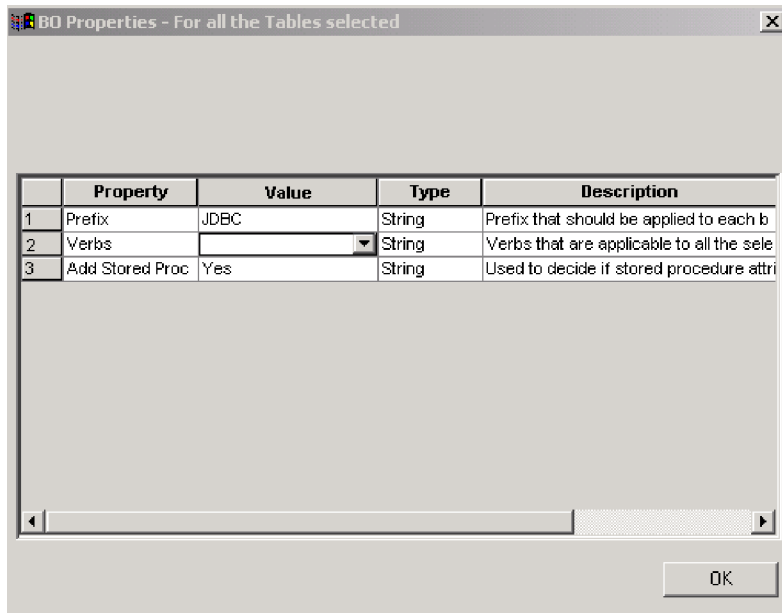


Figure 11. Providing additional information about database objects

In the BO Properties window, enter or change the following information:

- *Prefix*—The text that is prepended to the name of the business object to make it unique. If you are satisfied with the value you entered for the *DefaultBOPrefix* property in the Configure Agent window (Figure 7), you do not need to change the value here.
- *Verbs*— Click in the *Value* field and select one or more verbs from the pop-up menu. These are the verbs supported by the business object.
- *Add Stored Procedure*—Click Yes or No in the Value field:
 - If you select Yes and click OK, the JDBC ODA displays a window that provides a list of all stored procedure attributes, as shown in Figure 12 on page 59. Select the stored procedure attributes that you want added to the business object.
 - Select No to ensure that no stored procedure attributes are added to the generated business object definition.

The default is Yes.

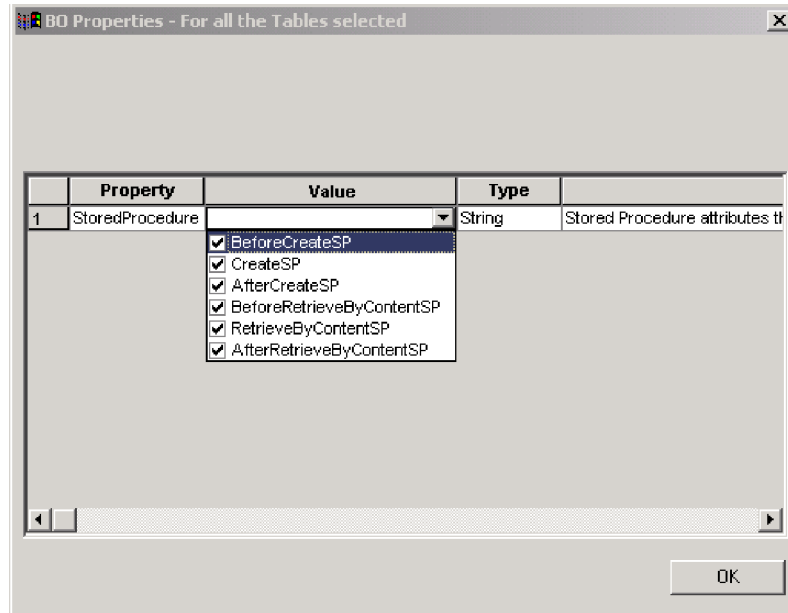


Figure 12. Selecting stored procedure attributes

Note: If a field in the BO Properties dialog box has multiple values, the field appears to be empty when the dialog box first displays. Click in the field to display a drop-down list of its values.

The stored procedure attributes to be added to the business object can be associated with one of the stored procedures in the database in that schema. As shown in Figure 13, you can choose a stored procedure from a drop-down list of all stored procedures in the database in that schema, against each stored procedure attribute. This information will generate the necessary application-specific information for that attribute.

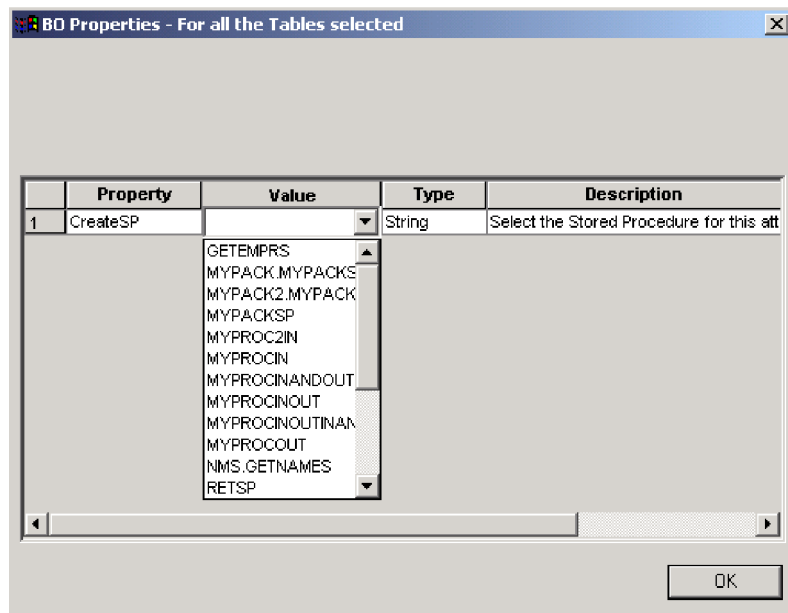


Figure 13. Associating stored procedures with stored procedure attributes

The application-specific information (ASI) for the object level will look like
TN=tableName

And for the attribute level, the ASI will look like CN=ColumnName

If a business object is generated from a stored procedure, and if the JDBC connector stored procedure attributes (such as SPForCreate) are associated with it, then the ODA provides a list of all stored procedure names in that schema against the stored procedure attributes. The ODA enables you to associate the required stored procedure with the business object. This generates the ASI for the JDBC connector stored procedure attribute as follows:

SPN=stored procedure Name; IP=a1:a2; OP=b1:b2; IO=c1:c2

Where IP means the parameter of the stored procedure is INPUT type, OP means the parameter is OUTPUT type, and IO means it is INPUT/OUTPUT type. The ODA will not set RS to true or false on the ASI, so you need to set it manually.

The verbs added to the business object are the standard verbs, essentially Retrieve, RetrieveByContent, Create, DeltaUpdate, Update and Delete.

If the return parameter of the stored procedure is of ResultSet Type, the ODA will analyze the result set and create a business object, making the columns of the result set attributes of the business object. The ASI for the stored procedure columns will be set as CN=StoredProcedureColumnName. The ODA sets the key attributes based on the JDBC metadata information returned by the driver. If none is returned, the ODA does not mark any attributes by default as keys. All other attributes, such as length and type, are set as for the attributes generated from tables.

Saving definitions

After you provide all required information in the BO Properties dialog box and click OK, Business Object Designer displays the final dialog box in the wizard. Here, you can save the definition to the server or to a file, or you can open the definition for editing in Business Object Designer. For more information, and to make further modifications, see the *Business Object Development Guide*. You can download this book from the IBM WebSphere Business Integration Adapters Infocenter.

Contents of the generated definition

The business object definition that the JDBC ODA generates contains:

- An attribute for each column in the specified database tables, views, stored procedures, and synonyms/nicknames.
- The verbs specified in the BO Properties window
- Application-specific information:
 - At the business-object level
 - For each attribute
 - For each verb

This section describes:

- “Business-object-level properties” on page 61
- “Attribute properties” on page 61

- “Verbs” on page 63

Business-object-level properties

The JDBC ODA generates the following information at the business-object level:

- Name of the business object
- Version—defaults to 1.0.0
- Application-specific information

Application-specific information at the business-object level allows you to:

- Specify the name of the corresponding database table
- Provide the information necessary to perform a physical or logical delete

At the business-object level, application-specific information format consists of parameters separated by semicolon (;) delimiters. The name of the parameter and its value are separated by a colon (:) delimiter. The syntax is:

```
TN=TableName; SCN=StatusColumnName:StatusValue
```

where *TableName* identifies the database table, *StatusColumnName* is the name of the database column used to perform logical deletes, and *StatusValue* is the value that signifies that a business object is inactive or deleted.

The `AppSpecificInfo` that the JDBC ODA generates at this level contains a value only for the name of the database table, view, stored procedure, or synonym/nickname. For information on specifying a value for the status column, see “Application-specific information at the business-object level” on page 37.

Attribute properties

This section describes the properties that the JDBC ODA generates for each attribute. For more information about the attributes, see “Business object attribute properties” on page 33.

Name property

The JDBC ODA obtains the value of the attribute’s name from the column name in the database table, view, stored procedure, or synonym/nickname.

Data type property

When setting the type of an attribute, the JDBC ODA converts the data type of a column in the table or view to a corresponding IBM WebSphere Business Integration Adapter Business Object type. This conversion is done in two steps. First, the data type in the database is converted to a JDBC type. Then, the JDBC type is converted to an IBM WebSphere Business Integration Adapter Business Object type. The first conversion is done by the JDBC driver that you are using. Please refer to the JDBC specification (2.0 and later) for details on individual database type mapping to a JDBC type. Table 9 shows the conversion from the JDBC Type to the corresponding IBM WebSphere Business Integration Adapter Business Object type.

Table 9. Correspondence of data types

JDBC type	WebSphere Business Integration Adapter business object type
BIT	BOOLEAN
CHAR	STRING
VARCHAR	STRING

Table 9. Correspondence of data types (continued)

JDBC type	WebSphere Business Integration Adapter business object type
LONGVARCHAR	STRING
INTEGER	INTEGER
NUMERIC	INTEGER
SMALLINT	INTEGER
TINYINT	INTEGER
BIGINT	INTEGER
DATE	DATE
TIME	DATE
TIMESTAMP	DATE
DECIMAL	STRING
DOUBLE	DOUBLE
FLOAT	DOUBLE
REAL	FLOAT
BINARY	STRING, add BYTEARRAY=TRUE to AppSpecificInfo
VARBINARY	STRING, add BYTEARRAY=TRUE to AppSpecificInfo

Note: If a column's data type is not one of those shown in Table 9 on page 61,, the JDBC ODA skips the column and displays a message stating that the column cannot be processed.

Cardinality property

The JDBC ODA sets the cardinality of all simple attributes to 1.

MaxLength property

The JDBC ODA obtains the length of a string from the length specified for the varchar, char, or text data type.

IsKey property

If the column is a primary key in the table, the JDBC ODA marks it as a key attribute. However, if a view, stored procedure, or synonym/nickname, instead of a table, is selected as the source node to generate Business Objects, the JDBC ODA does not mark the column as a key attribute. In this case, the key attribute needs to be set manually.

IsForeignKey property

The JDBC ODA does not set the IsForeignKey property. You can set it in Business Object Designer.

IsRequired property

If a field is designated not null in the table, view, stored procedure, or synonym/nickname, the JDBC ODA marks it as a required attribute. However, the JDBC ODA does not mark the key field as required because there may be a sequence associated with it, or it may be an identity column.

AppSpecificInfo property

The JDBC ODA includes two parameters for the AppSpecificInfo property at the attribute level. The syntax of the specified parameters are:

- `CN=ColumnName`

where `ColumnName` is the name of the column in the database table, view, stored procedure or synonym/nickname associated with the specific attribute.

- `BYTEARRAY=true|false`

The JDBC ODA recognizes columns with binary data and creates an attribute of type `String` with an `AppSpecificInfo` property of `BYTEARRAY=true`.

Note: You can set additional `AppSpecificInfo` parameters in Business Object Designer. For information about these parameters, see “Application-specific information at the attribute level” on page 38.

Verbs

The JDBC ODA generates the verbs specified in the BO Properties window. It creates an `AppSpecificInfo` property for each verb but does not populate it. For more information, see “Application-specific information format for verbs” on page 45.

Sample business object definition file

A sample business object definition follows:

```
[BusinessObjectDefinition]
Name = CUSTOMER
Version = 1.0.0
AppSpecificInfo = TN=ra_customers;SCN=

    [Attribute]
    Name = customer_id
    Type = Integer
    Cardinality = 1
    MaxLength = 0
    IsKey = true
    IsForeignKey = false
    IsRequired = false
    AppSpecificInfo = CN=customer_id
    DefaultValue =
    [End]

    *****Other attributes *****

[Attribute]
Name = ObjectEventId
Type = String
Cardinality = 1
MaxLength = 0
```

```
IsKey = false
IsForeignKey = false
IsRequired = false
AppSpecificInfo =
DefaultValue =
[End]

[Verb]
Name = Delete
AppSpecificInfo =
[End]

[Verb]
Name = Update
AppSpecificInfo =
[End]

[Verb]
Name = Create
AppSpecificInfo =
[End]

[Verb]
Name = Retrieve
AppSpecificInfo =
[End]

[End]
```

Inserting attributes that contain child business objects

Use Business Object Designer to insert attributes that represent single-cardinality or multiple-cardinality child business objects. For more information, see the *Business Object Development Guide*. You can download this book from the IBM WebSphere Business Integration Adapters InfoCenter.

Adding information to the business object definition

Because the database tables, views, stored procedures, and synonyms/nicknames may not have all the information that a business object definition requires, it may be necessary to add information to the business object definition that the JDBC ODA creates. For more information, see Chapter 3, “Understanding business objects,” on page 13.

To examine the business object definition or add information, you can use Business Object Designer or a text editor. To reload a revised definition into the IBM WebSphere Business Integration Adapter repository, you can use Business Object Designer or, if InterChange Server is the integration broker, the `repos_copy` command.

Chapter 5. Configuring the connector

This chapter describes configuring the IBM WebSphere Business Integration Adapter for JDBC. It contains the following sections:

- “Enabling multi-driver support”
- “Enabling the custom business object handler class”
- “Setting the connector’s configuration properties” on page 66
- “Using Connector Configurator” on page 67

Enabling multi-driver support

You can specify the JDBC driver by doing the following:

1. Install the driver on your machine.
2. Put all dynamic libraries that the connector requires at runtime in the `connectors/JDBC` directory under the product directory.
3. Edit the connector’s start file to include all relevant class pathnames (including license information if required) in the `JDBC_DRIVER_PATH` variable.

On UNIX, the start file is:

```
ProductDir/connectors/JDBC/start_JDBC.sh
```

On Windows, the start file is:

```
ProductDir\connectors\JDBC\start_JDBC.bat
```

4. Specify a value for the `JDBC_DRIVER_CLASS` configuration property.

Note: For all features that it supports, the connector can operate with any driver that follows the JDBC 2.0 or later specification. If the driver does not support a particular feature, the connector does not function properly. For example, if the driver does not support all method calls used by the JDBC ODA, the JDBC ODA log indicates the process that the driver does not support. In such a case, you must use a different driver.

Enabling the custom business object handler class

The connector supports the custom business object handler class, `CustomBOH`. It implements the `JDBCBOHandlerInterface` interface. The syntax of this interface is:

```
public interface JDBCBOHandlerInterface{
    public int doVerbForCustom(CWConnectorBusObj busObj) throws
        VerbProcessingFailedException, ConnectionFailureException;
}
```

When you implement the `doVerbForCustom` method, ensure that it throws but does not catch the two exceptions. Also set the status and message of each exception before throwing them.

- `VerbProcessingFailedException`—Thrown when the operation specified by the verb fails.
- `ConnectionFailureException`—Thrown when the connector cannot establish a connection with the application.

To enable the connector to support this business object handler:

- Specify the `CustomBOH` class name in the verb application-specific information.

The connector obtains the name of the custom business object handler class from the verb application-specific information. Use the following syntax:

```
CustomBOH=customBOhandlerClassName
```

For example, assume the verb application-specific information is specified as follows:

```
CustomBOH=JDBCBOhandlerForOverrideSQL
```

In this case, JDBCBOhandlerForOverrideSQL is the name of the custom business object handler class.

- Ensure that CustomBOH belongs to `com.crossworlds.connectors.JDBC`. If the connector finds “CustomBOH=” in the verb application-specific information and finds the class in the `com.crossworlds.connectors.JDBC` package, it executes the custom business object handler. If it does not find CustomBOH, it throws an error saying that it could not find the class.

Setting the connector’s configuration properties

You must set the connector’s standard and connector-specific configuration properties before you can run it. Use the Connector Configurator tool to set a connector’s configuration properties:

- If InterChange Server is the integration broker, access this tool from the System Manager.
- If WebSphere MQ Integrator Broker is the integration broker, access this tool from the IBM WebSphere Business Integration Adapter program folder.

For more information about Connector Configurator, see “Using Connector Configurator” on page 67.

Standard configuration properties

Standard configuration properties provide information that all connectors use. See Appendix A, “Standard configuration properties for connectors,” on page 101 for detailed information about these properties.

Important: Because the connector for JDBC supports both the InterChange Server and WebSphere MQ Integrator Broker, configuration properties for both integration brokers are relevant to the connector.

In addition, refer to Table 10 for configuration information specific to the IBM WebSphere Business Integration Adapter for JDBC. The information in this table supplements the information in the appendix.

Table 10. Property information specific to this connector

Property	Notes
CharacterEncoding	This connector does not use the CharacterEncoding property
Locale	Because this connector has been internationalized, you can change the value of the Locale property. Note: If you are using WebSphere MQ Integrator Broker as your broker, you must use the same locale for the adapter, the broker, and any applications.

Note that you must provide a value for the `ApplicationName` configuration property before running the connector.

Connector-specific configuration properties

Connector-specific configuration properties provide information needed by the connector at runtime. Connector-specific properties also provide a way of changing static information or logic within the connector without having to recode and rebuild it.

See Appendix B, “Connector-specific configuration properties,” on page 125 for detailed information about these properties.

Using Connector Configurator

This section describes how to use Connector Configurator to set configuration property values for your adapter.

You use Connector Configurator to:

- Create a connector-specific property template for configuring your connector.
- Create a configuration file.
- Set properties in a configuration file.

Note: In this document, backslashes (\) are used as the convention for directory paths. For UNIX installations, substitute slashes (/) for backslashes and follow the conventions for each operating system.

The topics in this section are:

- “Overview of Connector Configurator”
- “Starting Connector Configurator” on page 69
- “Running Configurator from System Manager” on page 69
- “Creating a connector-specific property template” on page 70
- “Creating a new configuration file” on page 72
- “Using an existing file” on page 73
- “Completing a configuration file” on page 74
- “Setting the configuration file properties” on page 75
- “Saving your configuration file” on page 83
- “Changing a configuration file” on page 83
- “Completing the configuration” on page 83
- “Using Connector Configurator in a globalized environment” on page 84

Overview of Connector Configurator

Connector Configurator allows you to configure the connector component of your adapter for use with these integration brokers:

- WebSphere InterChange Server (ICS)
- WebSphere MQ Integrator, WebSphere MQ Integrator Broker, and WebSphere Business Integration Message Broker, collectively referred to as the WebSphere Message Brokers (WMQI)
- WebSphere Application Server (WAS)

If your adapter supports DB2 Information Integrator, use the WMQI options and the DB2 II standard properties (see the Notes column in the Standard Properties appendix.)

You use Connector Configurator to:

- Create a **connector-specific property template** for configuring your connector.
- Create a **connector configuration file**; you must create one configuration file for each connector you install.
- Set properties in a configuration file.
You may need to modify the default values that are set for properties in the connector templates. You must also designate supported business object definitions and, with ICS, maps for use with collaborations as well as specify messaging, logging and tracing, and data handler parameters, as required.

The mode in which you run Connector Configurator, and the configuration file type you use, may differ according to which integration broker you are running. For example, if WMQI is your broker, you run Connector Configurator directly, and not from within System Manager (see “Running Configurator in stand-alone mode” on page 69).

Connector configuration properties include both standard configuration properties (the properties that all connectors have) and connector-specific properties (properties that are needed by the connector for a specific application or technology).

Because **standard properties** are used by all connectors, you do not need to define those properties from scratch; Connector Configurator incorporates them into your configuration file as soon as you create the file. However, you do need to set the value of each standard property in Connector Configurator.

The range of standard properties may not be the same for all brokers and all configurations. Some properties are available only if other properties are given a specific value. The Standard Properties window in Connector Configurator will show the properties available for your particular configuration.

For **connector-specific properties**, however, you need first to define the properties and then set their values. You do this by creating a connector-specific property template for your particular adapter. There may already be a template set up in your system, in which case, you simply use that. If not, follow the steps in “Creating a new template” on page 70 to set up a new one.

Running connectors on UNIX

Connector Configurator runs only in a Windows environment. If you are running the connector in a UNIX environment, use Connector Configurator in Windows to modify the configuration file and then copy the file to your UNIX environment.

Some properties in the Connector Configurator use directory paths, which default to the Windows convention for directory paths. If you use the configuration file in a UNIX environment, revise the directory paths to match the UNIX convention for these paths. Select the target operating system in the toolbar drop-list so that the correct operating system rules are used for extended validation.

Starting Connector Configurator

You can start and run Connector Configurator in either of two modes:

- Independently, in stand-alone mode
- From System Manager

Running Configurator in stand-alone mode

You can run Connector Configurator without running System Manager and work with connector configuration files, irrespective of your broker.

To do so:

- From **Start>Programs**, click **IBM WebSphere Business Integration Adapters>IBM WebSphere Business Integration Toolset>Connector Configurator**.
- Select **File>New>Connector Configuration**.
- When you click the pull-down menu next to **System Connectivity Integration Broker**, you can select ICS, WebSphere Message Brokers or WAS, depending on your broker.

You may choose to run Connector Configurator independently to generate the file, and then connect to System Manager to save it in a System Manager project (see “Completing a configuration file” on page 74.)

Running Configurator from System Manager

You can run Connector Configurator from System Manager.

To run Connector Configurator:

1. Open the System Manager.
2. In the System Manager window, expand the **Integration Component Libraries** icon and highlight **Connectors**.
3. From the System Manager menu bar, click **Tools>Connector Configurator**. The Connector Configurator window opens and displays a **New Connector** dialog box.
4. When you click the pull-down menu next to **System Connectivity Integration Broker**, you can select ICS, WebSphere Message Brokers or WAS, depending on your broker.

To edit an existing configuration file:

- In the System Manager window, select any of the configuration files listed in the Connector folder and right-click on it. Connector Configurator opens and displays the configuration file with the integration broker type and file name at the top.
- From Connector Configurator, select **File>Open**. Select the name of the connector configuration file from a project or from the directory in which it is stored.
- Click the Standard Properties tab to see which properties are included in this configuration file.

Creating a connector-specific property template

To create a configuration file for your connector, you need a connector-specific property template as well as the system-supplied standard properties.

You can create a brand-new template for the connector-specific properties of your connector, or you can use an existing connector definition as the template.

- To create a new template, see “Creating a new template” on page 70.
- To use an existing file, simply modify an existing template and save it under the new name. You can find existing templates in your `\WebSphereAdapters\bin\Data\App` directory.

Creating a new template

This section describes how you create properties in the template, define general characteristics and values for those properties, and specify any dependencies between the properties. Then you save the template and use it as the base for creating a new connector configuration file.

To create a template in Connector Configurator:

1. Click **File>New>Connector-Specific Property Template**.
2. The **Connector-Specific Property Template** dialog box appears.
 - Enter a name for the new template in the **Name** field below **Input a New Template Name**. You will see this name again when you open the dialog box for creating a new configuration file from a template.
 - To see the connector-specific property definitions in any template, select that template’s name in the **Template Name** display. A list of the property definitions contained in that template appears in the **Template Preview** display.
3. You can use an existing template whose property definitions are similar to those required by your connector as a starting point for your template. If you do not see any template that displays the connector-specific properties used by your connector, you will need to create one.
 - If you are planning to modify an existing template, select the name of the template from the list in the **Template Name** table below **Select the Existing Template to Modify: Find Template**.
 - This table displays the names of all currently available templates. You can also search for a template.

Specifying general characteristics

When you click **Next** to select a template, the **Properties - Connector-Specific Property Template** dialog box appears. The dialog box has tabs for General characteristics of the defined properties and for Value restrictions. The General display has the following fields:

- **General:**
 - Property Type
 - Property Subtype
 - Updated Method
 - Description
- **Flags**
 - Standard flags
- **Custom Flag**
 - Flag

The **Property Subtype** can be selected when **Property Type** is a String. It is an optional value which provides syntax checking when you save the configuration file. The default is a blank space, and means that the property has not been subtyped.

After you have made selections for the general characteristics of the property, click the **Value** tab.

Specifying values

The **Value** tab enables you to set the maximum length, the maximum multiple values, a default value, or a value range for the property. It also allows editable values. To do so:

1. Click the **Value** tab. The display panel for Value replaces the display panel for General.
2. Select the name of the property in the **Edit properties** display.
3. In the fields for **Max Length** and **Max Multiple Values**, enter your values.

To create a new property value:

1. Right-click on the square to the left of the Value column heading.
2. From the pop-up menu, select **Add** to display the Property Value dialog box. Depending on the property type, the dialog box allows you to enter either a value, or both a value and a range.
3. Enter the new property value and click OK. The value appears in the **Value** panel on the right.

The **Value** panel displays a table with three columns:

The **Value** column shows the value that you entered in the **Property Value** dialog box, and any previous values that you created.

The **Default Value** column allows you to designate any of the values as the default.

The **Value Range** shows the range that you entered in the **Property Value** dialog box.

After a value has been created and appears in the grid, it can be edited from within the table display.

To make a change in an existing value in the table, select an entire row by clicking on the row number. Then right-click in the **Value** field and click **Edit Value**.

Setting dependencies

When you have made your changes to the **General** and **Value** tabs, click **Next**. The **Dependencies - Connector-Specific Property Template** dialog box appears.

A dependent property is a property that is included in the template and used in the configuration file *only if* the value of another property meets a specific condition. For example, `Pol1Quantity` appears in the template only if `JMS` is the transport mechanism and `DuplicateEventElimination` is set to `True`.

To designate a property as dependent and to set the condition upon which it depends, do this:

1. In the **Available Properties** display, select the property that will be made dependent.

2. In the **Select Property** field, use the drop-down menu to select the property that will hold the conditional value.
3. In the **Condition Operator** field, select one of the following:
 - == (equal to)
 - != (not equal to)
 - > (greater than)
 - < (less than)
 - >= (greater than or equal to)
 - <=(less than or equal to)
4. In the **Conditional Value** field, enter the value that is required in order for the dependent property to be included in the template.
5. With the dependent property highlighted in the **Available Properties** display, click an arrow to move it to the **Dependent Property** display.
6. Click **Finish**. Connector Configurator stores the information you have entered as an XML document, under \data\app in the \bin directory where you have installed Connector Configurator.

Setting pathnames

Some general rules for setting pathnames are:

- The maximum length of a filename in Windows and UNIX is 255 characters.
- In Windows, the absolute pathname must follow the format [Drive:][Directory]\filename: for example, C:\WebSphereAdapters\bin\Data\Std\StdConnProps.xml
In UNIX the first character should be /.
- Queue names may not have leading or embedded spaces.

Creating a new configuration file

When you create a new configuration file, you must name it and select an integration broker.

You also select an operating system for extended validation on the file. The toolbar has a droplist called **Target System** that allows you to select the target operating system for extended validation of the properties. The available options are: Windows, UNIX, Other (if not Windows or UNIX), and None-no extended validation (switches off extended validation). The default on startup is Windows.

To start Connector Configurator:

- In the System Manager window, select **Connector Configurator** from the **Tools** menu. Connector Configurator opens.
- In stand-alone mode, launch Connector Configurator.

To set the operating system for extended validation of the configuration file:

- Pull down the **Target System:** droplist on the menu bar.
- Select the operating system you are running on.

Then select **File>New>Connector Configuration**. In the New Connector window, enter the name of the new connector.

You also need to select an integration broker. The broker you select determines the properties that will appear in the configuration file. To select a broker:

- In the **Integration Broker** field, select ICS, WebSphere Message Brokers or WAS connectivity.
- Complete the remaining fields in the **New Connector** window, as described later in this chapter.

Creating a configuration file from a connector-specific template

Once a connector-specific template has been created, you can use it to create a configuration file:

1. Set the operating system for extended validation of the configuration file using the **Target System:** droplist on the menu bar (see “Creating a new configuration file” above).
2. Click **File>New>Connector Configuration**.
3. The **New Connector** dialog box appears, with the following fields:
 - **Name**
Enter the name of the connector. Names are case-sensitive. The name you enter must be unique, and must be consistent with the file name for a connector that is installed on the system.

Important: Connector Configurator does not check the spelling of the name that you enter. You must ensure that the name is correct.
 - **System Connectivity**
Click ICS or WebSphere Message Brokers or WAS.
 - **Select Connector-Specific Property Template**
Type the name of the template that has been designed for your connector. The available templates are shown in the **Template Name** display. When you select a name in the Template Name display, the **Property Template Preview** display shows the connector-specific properties that have been defined in that template.
Select the template you want to use and click **OK**.
4. A configuration screen appears for the connector that you are configuring. The title bar shows the integration broker and connector name. You can fill in all the field values to complete the definition now, or you can save the file and complete the fields later.
5. To save the file, click **File>Save>To File** or **File>Save>To Project**. To save to a project, System Manager must be running.
If you save as a file, the **Save File Connector** dialog box appears. Choose *.cfg as the file type, verify in the File Name field that the name is spelled correctly and has the correct case, navigate to the directory where you want to locate the file, and click **Save**. The status display in the message panel of Connector Configurator indicates that the configuration file was successfully created.

Important: The directory path and name that you establish here must match the connector configuration file path and name that you supply in the startup file for the connector.
6. To complete the connector definition, enter values in the fields for each of the tabs of the Connector Configurator window, as described later in this chapter.

Using an existing file

You may have an existing file available in one or more of the following formats:

- A connector definition file.
This is a text file that lists properties and applicable default values for a specific connector. Some connectors include such a file in a `\repository` directory in their delivery package (the file typically has the extension `.txt`; for example, `CN_XML.txt` for the XML connector).
- An ICS repository file.
Definitions used in a previous ICS implementation of the connector may be available to you in a repository file that was used in the configuration of that connector. Such a file typically has the extension `.in` or `.out`.
- A previous configuration file for the connector.
Such a file typically has the extension `*.cfg`.

Although any of these file sources may contain most or all of the connector-specific properties for your connector, the connector configuration file will not be complete until you have opened the file and set properties, as described later in this chapter.

To use an existing file to configure a connector, you must open the file in Connector Configurator, revise the configuration, and then resave the file.

Follow these steps to open a `*.txt`, `*.cfg`, or `*.in` file from a directory:

1. In Connector Configurator, click **File>Open>From File**.
2. In the **Open File Connector** dialog box, select one of the following file types to see the available files:
 - Configuration (`*.cfg`)
 - ICS Repository (`*.in`, `*.out`)
Choose this option if a repository file was used to configure the connector in an ICS environment. A repository file may include multiple connector definitions, all of which will appear when you open the file.
 - All files (`*.*`)
Choose this option if a `*.txt` file was delivered in the adapter package for the connector, or if a definition file is available under another extension.
3. In the directory display, navigate to the appropriate connector definition file, select it, and click **Open**.

Follow these steps to open a connector configuration from a System Manager project:

1. Start System Manager. A configuration can be opened from or saved to System Manager only if System Manager has been started.
2. Start Connector Configurator.
3. Click **File>Open>From Project**.

Completing a configuration file

When you open a configuration file or a connector from a project, the Connector Configurator window displays the configuration screen, with the current attributes and values.

The title of the configuration screen displays the integration broker and connector name as specified in the file. Make sure you have the correct broker. If not, change the broker value before you configure the connector. To do so:

1. Under the **Standard Properties** tab, select the value field for the `BrokerType` property. In the drop-down menu, select the value `ICS`, `WMQI`, or `WAS`.

2. The Standard Properties tab will display the connector properties associated with the selected broker. The table shows **Property name**, **Value**, **Type**, **Subtype** (if the Type is a string), **Description**, and **Update Method**.
3. You can save the file now or complete the remaining configuration fields, as described in “Specifying supported business object definitions” on page 78..
4. When you have finished your configuration, click **File>Save>To Project** or **File>Save>To File**.

If you are saving to file, select *.cfg as the extension, select the correct location for the file and click **Save**.

If multiple connector configurations are open, click **Save All to File** to save all of the configurations to file, or click **Save All to Project** to save all connector configurations to a System Manager project.

Before you created the configuration file, you used the **Target System** droplist that allows you to select the target operating system for extended validation of the properties.

Before it saves the file, Connector Configurator checks that values have been set for all required standard properties. If a required standard property is missing a value, Connector Configurator displays a message that the validation failed. You must supply a value for the property in order to save the configuration file.

If you have elected to use the extended validation feature by selecting a value of Windows, UNIX or Other from the **Target System** droplist, the system will validate the property subtype as well as the type, and it displays a warning message if the validation fails.

Setting the configuration file properties

When you create and name a new connector configuration file, or when you open an existing connector configuration file, Connector Configurator displays a configuration screen with tabs for the categories of required configuration values.

Connector Configurator requires values for properties in these categories for connectors running on all brokers:

- Standard Properties
- Connector-specific Properties
- Supported Business Objects
- Trace/Log File values
- Data Handler (applicable for connectors that use JMS messaging with guaranteed event delivery)

Note: For connectors that use JMS messaging, an additional category may display, for configuration of data handlers that convert the data to business objects.

For connectors running on **ICS**, values for these properties are also required:

- Associated Maps
- Resources
- Messaging (where applicable)
- Security

Important: Connector Configurator accepts property values in either English or non-English character sets. However, the names of both standard and

connector-specific properties, and the names of supported business objects, must use the English character set only.

Standard properties differ from connector-specific properties as follows:

- Standard properties of a connector are shared by both the application-specific component of a connector and its broker component. All connectors have the same set of standard properties. These properties are described in the Standard Properties appendix. You can change some but not all of these values.
- Application-specific properties apply only to the application-specific component of a connector, that is, the component that interacts directly with the application. Each connector has application-specific properties that are unique to its application. Some of these properties provide default values and some do not; you can modify some of the default values. The installation and configuration chapters of each adapter guide describe the application-specific properties and the recommended values.

The fields for **Standard Properties** and **Connector-Specific Properties** are color-coded to show which are configurable:

- A field with a grey background indicates a standard property. You can change the value but cannot change the name or remove the property.
- A field with a white background indicates an application-specific property. These properties vary according to the specific needs of the application or connector. You can change the value and delete these properties.
- Value fields are configurable.
- The **Update Method** field is displayed for each property. It indicates whether a component or agent restart is necessary to activate changed values. You cannot configure this setting.

Setting standard connector properties

To change the value of a standard property:

1. Click in the field whose value you want to set.
2. Either enter a value, or select one from the drop-down menu if it appears.

Note: If the property has a Type of String, it may have a subtype value in the Subtype column. This subtype is used for extended validation of the property.

3. After entering all the values for the standard properties, you can do one of the following:
 - To discard the changes, preserve the original values, and exit Connector Configurator, click **File>Exit** (or close the window), and click **No** when prompted to save changes.
 - To enter values for other categories in Connector Configurator, select the tab for the category. The values you enter for **Standard Properties** (or any other category) are retained when you move to the next category. When you close the window, you are prompted to either save or discard the values that you entered in all the categories as a whole.
 - To save the revised values, click **File>Exit** (or close the window) and click **Yes** when prompted to save changes. Alternatively, click **Save>To File** from either the File menu or the toolbar.

To get more information on a particular standard property, left-click the entry in the Description column for that property in the Standard Properties tabbed sheet.

If you have Extended Help installed, an arrow button will appear on the right. When you click on the button, a Help window will open and display details of the standard property.

Note: If the hot button does not appear, no Extended Help was found for that property.

If installed, the Extended Help files are located in `<ProductDir>\bin\Data\Std\Help\<RegionalSetting>\`.

Setting connector-specific configuration properties

For connector-specific configuration properties, you can add or change property names, configure values, delete a property, and encrypt a property. The default property length is 255 characters.

1. Right-click in the top left portion of the grid. A pop-up menu bar will appear. Click **Add** to add a property. To add a child property, right-click on the parent row number and click **Add child**.
2. Enter a value for the property or child property.

Note: If the property has a Type of String, you can select a subtype from the Subtype droplist. This subtype is used for extended validation of the property.

3. To encrypt a property, select the **Encrypt** box.
4. To get more information on a particular property, left-click the entry in the Description column for that property. If you have Extended Help installed, a hot button will appear. When you click on the hot button, a Help window will open and display details of the standard property.

Note: If the hot button does not appear, no Extended Help was found for that property.

5. Choose to save or discard changes, as described for “Setting standard connector properties” on page 76.

If the Extended Help files are installed and the AdapterHelpName property is blank, Connector Configurator will point to the adapter-specific Extended Help files located in `<ProductDir>\bin\Data\App\Help\<RegionalSetting>\`. Otherwise, Connector Configurator will point to the adapter-specific Extended Help files located in `<ProductDir>\bin\Data\App\Help\<AdapterHelpName>\<RegionalSetting>\`. See the AdapterHelpName property described in the Standard Properties appendix.

The Update Method displayed for each property indicates whether a component or agent restart is necessary to activate changed values.

Important: Changing a preset application-specific connector property name may cause a connector to fail. Certain property names may be needed by the connector to connect to an application or to run properly.

Encryption for connector properties

Application-specific properties can be encrypted by selecting the **Encrypt** check box in the Connector-specific Properties window. To decrypt a value, click to clear the **Encrypt** check box, enter the correct value in the **Verification** dialog box, and click **OK**. If the entered value is correct, the value is decrypted and displays.

The adapter user guide for each connector contains a list and description of each property and its default value.

If a property has multiple values, the **Encrypt** check box will appear for the first value of the property. When you select **Encrypt**, all values of the property will be encrypted. To decrypt multiple values of a property, click to clear the **Encrypt** check box for the first value of the property, and then enter the new value in the **Verification** dialog box. If the input value is a match, all multiple values will decrypt.

Update method

Refer to the descriptions of update methods found in the Standard Properties appendix.

Specifying supported business object definitions

Use the **Supported Business Objects** tab in Connector Configurator to specify the business objects that the connector will use. You must specify both generic business objects and application-specific business objects, and you must specify associations for the maps between the business objects.

Note: Some connectors require that certain business objects be specified as supported in order to perform event notification or additional configuration (using meta-objects) with their applications. For more information, see the *Connector Development Guide for C++* or the *Connector Development Guide for Java*.

If ICS is your broker

To specify that a business object definition is supported by the connector, or to change the support settings for an existing business object definition, click the **Supported Business Objects** tab and use the following fields.

Business object name: To designate that a business object definition is supported by the connector, with System Manager running:

1. Click an empty field in the **Business Object Name** list. A drop list displays, showing all the business object definitions that exist in the System Manager project.
2. Click on a business object to add it.
3. Set the **Agent Support** (described below) for the business object.
4. In the File menu of the Connector Configurator window, click **Save to Project**. The revised connector definition, including designated support for the added business object definition, is saved to an ICL (Integration Component Library) project in System Manager.

To delete a business object from the supported list:

1. To select a business object field, click the number to the left of the business object.
2. From the **Edit** menu of the Connector Configurator window, click **Delete Row**. The business object is removed from the list display.
3. From the **File** menu, click **Save to Project**.

Deleting a business object from the supported list changes the connector definition and makes the deleted business object unavailable for use in this implementation of this connector. It does not affect the connector code, nor does it remove the business object definition itself from System Manager.

Agent support: If a business object has Agent Support, the system will attempt to use that business object for delivering data to an application via the connector agent.

Typically, application-specific business objects for a connector are supported by that connector's agent, but generic business objects are not.

To indicate that the business object is supported by the connector agent, check the **Agent Support** box. The Connector Configurator window does not validate your Agent Support selections.

Maximum transaction level: The maximum transaction level for a connector is the highest transaction level that the connector supports.

For most connectors, Best Effort is the only possible choice.

You must restart the server for changes in transaction level to take effect.

If a WebSphere Message Broker is your broker

If you are working in stand-alone mode (not connected to System Manager), you must enter the business object name manually.

If you have System Manager running, you can select the empty box under the **Business Object Name** column in the **Supported Business Objects** tab. A combo box appears with a list of the business object available from the Integration Component Library project to which the connector belongs. Select the business object you want from the list.

The **Message Set ID** is an optional field for WebSphere Business Integration Message Broker 5.0, and need not be unique if supplied. However, for WebSphere MQ Integrator and Integrator Broker 2.1, you must supply a unique **ID**.

If WAS is your broker

When WebSphere Application Server is selected as your broker type, Connector Configurator does not require message set IDs. The **Supported Business Objects** tab shows a **Business Object Name** column only for supported business objects.

If you are working in stand-alone mode (not connected to System Manager), you must enter the business object name manually.

If you have System Manager running, you can select the empty box under the Business Object Name column in the Supported Business Objects tab. A combo box appears with a list of the business objects available from the Integration Component Library project to which the connector belongs. Select the business object you want from this list.

Associated maps (ICS)

Each connector supports a list of business object definitions and their associated maps that are currently active in WebSphere InterChange Server. This list appears when you select the **Associated Maps** tab.

The list of business objects contains the application-specific business object which the agent supports and the corresponding generic object that the controller sends to the subscribing collaboration. The association of a map determines which map

will be used to transform the application-specific business object to the generic business object or the generic business object to the application-specific business object.

If you are using maps that are uniquely defined for specific source and destination business objects, the maps will already be associated with their appropriate business objects when you open the display, and you will not need (or be able) to change them.

If more than one map is available for use by a supported business object, you will need to explicitly bind the business object with the map that it should use.

The **Associated Maps** tab displays the following fields:

- **Business Object Name**

These are the business objects supported by this connector, as designated in the **Supported Business Objects** tab. If you designate additional business objects under the Supported Business Objects tab, they will be reflected in this list after you save the changes by choosing **Save to Project** from the **File** menu of the Connector Configurator window.

- **Associated Maps**

The display shows all the maps that have been installed to the system for use with the supported business objects of the connector. The source business object for each map is shown to the left of the map name, in the **Business Object Name** display.

- **Explicit Binding**

In some cases, you may need to explicitly bind an associated map.

Explicit binding is required only when more than one map exists for a particular supported business object. When ICS boots, it tries to automatically bind a map to each supported business object for each connector. If more than one map takes as its input the same business object, the server attempts to locate and bind one map that is the superset of the others.

If there is no map that is the superset of the others, the server will not be able to bind the business object to a single map, and you will need to set the binding explicitly.

To explicitly bind a map:

1. In the **Explicit** column, place a check in the check box for the map you want to bind.
2. Select the map that you intend to associate with the business object.
3. In the **File** menu of the Connector Configurator window, click **Save to Project**.
4. Deploy the project to ICS.
5. Reboot the server for the changes to take effect.

Resources (ICS)

The **Resource** tab allows you to set a value that determines whether and to what extent the connector agent will handle multiple processes concurrently, using connector agent parallelism.

Not all connectors support this feature. If you are running a connector agent that was designed in Java to be multi-threaded, you are advised not to use this feature, since it is usually more efficient to use multiple threads than multiple processes.

Messaging (ICS)

The **Messaging** tab enables you to configure messaging properties. The messaging properties are available only if you have set MQ as the value of the `DeliveryTransport` standard property and ICS as the broker type. These properties affect how your connector will use queues.

Validating messaging queues

Before you can validate a messaging queue, you must:

- Make sure that WebSphere MQ Series is installed.
- Create a messaging queue with channel and port on the host machine.
- Set up a connection to the host machine.

To validate the queue, use the **Validate** button to the right of the **Messaging Type** and **Host Name** fields on the **Messaging** tab.

Security (ICS)

You can use the **Security** tab in Connector Configurator to set various privacy levels for a message. You can only use this feature when the `DeliveryTransport` property is set to JMS.

By default, **Privacy** is turned off. Check the **Privacy** box to enable it.

The **Keystore Target System Absolute Pathname** is:

- For Windows:
`<ProductDir>\connectors\security\<connectorname>.jks`
- For UNIX:
`opt/IBM/WebSphereAdapters/connectors/security/<connectorname>.jks`

This path and file should be on the system where you plan to start the connector, that is, the target system.

You can use the **Browse** button at the right only if the target system is the one currently running. It is greyed out unless **Privacy** is enabled and the **Target System** in the menu bar is set to Windows.

The **Message Privacy Level** may be set as follows for the three messages categories (All Messages, All Administrative Messages, and All Business Object Messages):

- "" is the default; used when no privacy levels for a message category have been set.
- none
Not the same as the default: use this to deliberately set a privacy level of none for a message category.
- integrity
- privacy
- integrity_plus_privacy

The **Key Maintenance** feature lets you generate, import and export public keys for the server and adapter.

- When you select **Generate Keys**, the Generate Keys dialog box appears with the defaults for the keytool that will generate the keys.
- The keystore value defaults to the value you entered in **Keystore Target System Absolute Pathname** on the Security tab.

- When you select OK, the entries are validated, the key certificate is generated and the output is sent to the Connector Configurator log window.

Before you can import a certificate into the adapter keystore, you must export it from the server keystore. When you select **Export Adapter Public Key**, the Export Adapter Public Key dialog box appears.

- The export certificate defaults to the same value as the keystore, except that the file extension is <filename>.cer.

When you select **Import Server Public Key**, the Import Server Public Key dialog box appears.

- The import certificate defaults to <ProductDir>\bin\ics.cer (if the file exists on the system).
- The import Certificate Association should be the server name. If a server is registered, you can select it from the droplist.

The **Adapter Access Control** feature is enabled only when the value of DeliveryTransport is IDL. By default, the adapter logs in with the guest identity. If the **Use guest identity** box is not checked, the **Adapter Identity** and **Adapter Password** fields are enabled.

Setting trace/log file values

When you open a connector configuration file or a connector definition file, Connector Configurator uses the logging and tracing values of that file as default values. You can change those values in Connector Configurator.

To change the logging and tracing values:

1. Click the **Trace/Log Files** tab.
2. For either logging or tracing, you can choose to write messages to one or both of the following:
 - To console (STDOUT):
Writes logging or tracing messages to the STDOUT display.

Note: You can only use the STDOUT option from the **Trace/Log Files** tab for connectors running on the Windows platform.

- To File:
Writes logging or tracing messages to a file that you specify. To specify the file, click the directory button (ellipsis), navigate to the preferred location, provide a file name, and click **Save**. Logging or tracing message are written to the file and location that you specify.

Note: Both logging and tracing files are simple text files. You can use the file extension that you prefer when you set their file names. For tracing files, however, it is advisable to use the extension `.trace` rather than `.trc`, to avoid confusion with other files that might reside on the system. For logging files, `.log` and `.txt` are typical file extensions.

Data handlers

The data handlers section is available for configuration only if you have designated a value of JMS for DeliveryTransport and a value of JMS for ContainerManagedEvents. Not all adapters make use of data handlers.

See the descriptions under `ContainerManagedEvents` in Appendix A, Standard Properties, for values to use for these properties. For additional details, see the *Connector Development Guide for C++* or the *Connector Development Guide for Java*.

Saving your configuration file

When you have finished configuring your connector, save the connector configuration file. Connector Configurator saves the file in the broker mode that you selected during configuration. The title bar of Connector Configurator always displays the broker mode (ICS, WMQI or WAS) that it is currently using.

The file is saved as an XML document. You can save the XML document in three ways:

- From System Manager, as a file with a *.con extension in an Integration Component Library, or
- In a directory that you specify.
- In stand-alone mode, as a file with a *.cfg extension in a directory folder. By default, the file is saved to `\WebSphereAdapters\bin\Data\App`.
- You can also save it to a WebSphere Application Server project if you have set one up.

For details about using projects in System Manager, and for further information about deployment, see the following implementation guides:

- For ICS: *Implementation Guide for WebSphere InterChange Server*
- For WebSphere Message Brokers: *Implementing Adapters with WebSphere Message Brokers*
- For WAS: *Implementing Adapters with WebSphere Application Server*

Changing a configuration file

You can change the integration broker setting for an existing configuration file. This enables you to use the file as a template for creating a new configuration file, which can be used with a different broker.

Note: You will need to change other configuration properties as well as the broker mode property if you switch integration brokers.

To change your broker selection within an existing configuration file (optional):

- Open the existing configuration file in Connector Configurator.
- Select the **Standard Properties** tab.
- In the **BrokerType** field of the Standard Properties tab, select the value that is appropriate for your broker.

When you change the current value, the available tabs and field selections on the properties screen will immediately change, to show only those tabs and fields that pertain to the new broker you have selected.

Completing the configuration

After you have created a configuration file for a connector and modified it, make sure that the connector can locate the configuration file when the connector starts up.

To do so, open the startup file used for the connector, and verify that the location and file name used for the connector configuration file match exactly the name you have given the file and the directory or path where you have placed it.

Using Connector Configurator in a globalized environment

Connector Configurator is globalized and can handle character conversion between the configuration file and the integration broker. Connector Configurator uses native encoding. When it writes to the configuration file, it uses UTF-8 encoding.

Connector Configurator supports non-English characters in:

- All value fields
- Log file and trace file path (specified in the **Trace/Log files** tab)

The drop list for the CharacterEncoding and Locale standard configuration properties displays only a subset of supported values. To add other values to the drop list, you must manually modify the `\Data\Std\stdConnProps.xml` file in the product directory.

For example, to add the locale `en_GB` to the list of values for the `Locale` property, open the `stdConnProps.xml` file and add the line in boldface type below:

```
<Property name="Locale"
isRequired="true"
updateMethod="component restart">
  <ValidType>String</ValidType>
  <ValidValues>
    <Value>ja_JP</Value>
    <Value>ko_KR</Value>
    <Value>zh_CN</Value>
    <Value>zh_TW</Value>
    <Value>fr_FR</Value>
    <Value>de_DE</Value>
    <Value>it_IT</Value>
    <Value>es_ES</Value>
    <Value>pt_BR</Value>
    <Value>en_US</Value>
    <Value>en_GB</Value>
  <DefaultValue>en_US</DefaultValue>
</ValidValues>
</Property>
```

Chapter 6. Running the connector

This chapter describes how to start and stop the connector and how to create multiple instances of the connector. It contains the following sections:

- “Starting the connector”
- “Stopping the connector” on page 86
- “Creating multiple instances of the connector” on page 87

Starting the connector

A connector must be explicitly started using its **connector start-up script**. On Windows systems the startup script should reside in the connector’s runtime directory:

ProductDir\connectors*connName*

where *connName* identifies the connector.

On UNIX systems the startup script should reside in the *ProductDir*/bin directory.

The name of the startup script depends on the operating-system platform, as Table 11 shows.

Table 11. Startup scripts for a connector

Operating system	Startup script
UNIX-based systems	connector_manager
Windows	start_ <i>connName</i> .bat

When the startup script runs, it expects by default to find the configuration file in the *Productdir* (see the commands below). This is where you place your configuration file.

Note: You need a local configuration file if the adapter is using JMS transport.

You can invoke the connector startup script in any of the following ways:

- On Windows systems, from the **Start** menu
Select **Programs>IBM WebSphere Business Integration Adapters>Adapters>Connectors**. By default, the program name is “IBM WebSphere Business Integration Adapters”. However, it can be customized. Alternatively, you can create a desktop shortcut to your connector.

- From the command line

- On Windows systems:

```
start_connName connName brokerName [-cconfigFile ]
```

- On UNIX-based systems:

```
connector_manager -start connName brokerName [-cconfigFile ]
```

where *connName* is the name of the connector and *brokerName* identifies your integration broker, as follows:

- For WebSphere InterChange Server, specify for *brokerName* the name of the ICS instance.

- For WebSphere message brokers (WebSphere MQ Integrator, WebSphere MQ Integrator Broker, or WebSphere Business Integration Message Broker) or WebSphere Application Server, specify for *brokerName* a string that identifies the broker.

Note: For a WebSphere message broker or WebSphere Application Server on a Windows system, you *must* include the *-c* option followed by the name of the connector configuration file. For ICS, the *-c* is optional.

- From Adapter Monitor (available only when the broker is WebSphere Application Server or InterChange Server), which is launched when you start System Manager
You can load, activate, deactivate, pause, shutdown or delete a connector using this tool.
- From System Manager (available for all brokers)
You can load, activate, deactivate, pause, shutdown or delete a connector using this tool.
- On Windows systems, you can configure the connector to start as a Windows service. In this case, the connector starts when the Windows system boots (for an Auto service) or when you start the service through the Windows Services window (for a Manual service).

For more information on how to start a connector, including the command-line startup options, refer to one of the following documents:

- For WebSphere InterChange Server, refer to the *System Administration Guide*.
- For WebSphere message brokers, refer to *Implementing Adapters with WebSphere Message Brokers*.
- For WebSphere Application Server, refer to *Implementing Adapters with WebSphere Application Server*.

Stopping the connector

The way to stop a connector depends on the way that the connector was started, as follows:

- If you started the connector from the command line, with its connector startup script:
 - On Windows systems, invoking the startup script creates a separate “console” window for the connector. In this window, type “q” and press Enter to stop the connector.
 - On UNIX-based systems, connectors run in the background so they have no separate window.

To stop WebSphere InterChange Server, run the following command:

```
connector_manager_connName -stop
```

where *connName* is the name of the connector.

To stop WebSphere MQ Integrator or WebSphere Business Integration Message Broker, run the following command:

```
connector_manager_connName -kill
```

where *connName* is the name of the connector.

- From Adapter Monitor (WebSphere Business Integration Adapters product only), which is launched when you start System Manager

You can load, activate, deactivate, pause, shutdown or delete a connector using this tool.

- From System Monitor (WebSphere InterChange Server product only)
You can load, activate, deactivate, pause, shutdown or delete a connector using this tool.
- On Windows systems, you can configure the connector to start as a Windows service. In this case, the connector stops when the Windows system shuts down.

Creating multiple instances of the connector

Creating multiple instances of a connector is in many ways the same as creating a custom connector. You can set your system up to create and run multiple instances of a connector by following the steps below. You must:

- Create a new directory for the connector instance
- Make sure you have the requisite business object definitions
- Create a new connector definition file
- Create a new start-up script

Create a new directory

You must create a connector directory and a copy of the CWJDBC.jar

file for each connector instance.

1. Create a connector directory for each connector instance. This connector directory should be named:

`ProductDir\connectors\connectorInstance`

where `connectorInstance` uniquely identifies the connector instance.

2. Copy the initial connector's

`CWJDBC.jar`

file and rename it to the name of the connector instance.

3. If the connector has any connector-specific meta-objects, you must create a meta-object for the connector instance. If you save the meta-object as a file, create this directory and store the file here:

`ProductDir\repository\connectorInstance`

Create business object definitions

If the business object definitions for each connector instance do not already exist within the project, you must create them.

1. If you need to modify business object definitions that are associated with the initial connector, copy the appropriate files and use Business Object Designer to import them. You can copy any of the files for the initial connector. Just rename them if you make changes to them.
2. Files for the initial connector should reside in the following directory:

`ProductDir\repository\initialConnectorInstance`

Any additional files you create should be in the appropriate `connectorInstance` subdirectory of `ProductDir\repository`.

Create a connector definition

You create a configuration file (connector definition) for the connector instance in Connector Configurator. To do so:

1. Copy the initial connector's configuration file (connector definition) and rename it.
2. Make sure each connector instance correctly lists its supported business objects (and any associated meta-objects).
3. Customize any connector properties as appropriate.

Create a start-up script

To create a startup script:

1. Copy the initial connector's startup script and name it to include the name of the connector directory:
dirname
2. Put this startup script in the connector directory you created in "Create a new directory" on page 87.
3. Create a startup script shortcut (Windows only).
4. Copy the initial connector's shortcut text and change the name of the initial connector (in the command line) to match the name of the new connector instance.

You can now run both instances of the connector on your integration server at the same time.

For more information on creating custom connectors, refer to the *Connector Development Guide for C++ or for Java*.

Chapter 7. Configuring the application

This chapter describes how to enable the application to poll for events. It contains the section: “Enabling the application for the connector.”

Enabling the application for the connector

You must set up the event notification mechanism in the database before the connector can process event delivery. To do this, you must complete the following tasks:

- Create the event and archive tables in the database.
- Install database triggers on the application’s tables to support the required business objects. It is assumed that you develop your own database triggers.
- Optionally, install a counter table. Perform this step only if you require the connector to generate a unique ID when creating a business object. For more information on generating unique IDs, see the `UID=CW.uidcolumnname[=UseIfMissing]` parameter.

The sections that follow provide information on creating and configuring the event and archive tables.

Event and archive tables

The connector uses the event table to queue events for pickup. If you have set the `ArchiveProcessed` property to `true` or to no value, the connector uses the archive table to store events after updating their status in the event table.

For each event, the connector gets the business object’s name, verb, and key from the event table. The connector uses this information to retrieve the entire entity from the application. If the entity was changed after the event was first logged, the connector gets the initial event and all subsequent changes. In other words, if an entity is created and updated before the connector gets it from the event table, the connector gets both data changes in the single retrieval.

The following three outcomes are possible for each event processed by a connector:

- Event was processed successfully
- Event was not processed successfully
- Event was not subscribed to (for subscription information specific to your integration broker, refer to the broker’s implementation guide)

If events are not deleted from the event table after the connector picks them up, they occupy unnecessary space there. However, if they are deleted, all events that are not processed are lost and you cannot audit the event processing. Therefore, it is recommended that you also create an archive table and keep the `ArchiveProcessed` property set to `true`. Before an event is deleted from the event table, the connector inserts it into the archive table.

Note: If problems accessing the application database cause the connector to fail while deleting an event from the event table or inserting an event into the archive table, the connector returns `APPRESPONSETIMEOUT`.

Configuring event and archive processing

To configure event and archive processing, you must use configuration properties to specify the following information:

- The name of the event table ("EventTableName" on page 131). You need not specify a value for this property if you use the connector only to process business object requests.
- The interval frequency ("PollFrequency" on page 120).
- The number of events for each polling interval ("PollQuantity" on page 132).
- The name of the archive table ("ArchiveTableName" on page 127).
- Whether the connector archives unsubscribed and unprocessed events ("ArchiveProcessed" on page 126). For subscription information specific to your integration broker, refer to the broker's implementation guide.
- The unique ID of the connector, which is important when multiple connectors poll the same table ("ConnectorID" on page 128).

You can also specify a value for the EventOrderBy property to indicate the order of events to be processed. For information on these and other configuration properties, see Appendix A, "Standard configuration properties for connectors," on page 101 and Table 15 on page 125.

Note: Creation of the event and archive tables is optional. However, if you specify a value for EventTableName but do not use the connector to poll for events and do not create an event table, the connector times out. To prevent such a time-out, leave the value of EventTableName as null (as a string).

By default, the name of the event queue table is `xworlds_events`, and the name of the archive queue table is `xworlds_archive_events`.

To use the connector only for request processing, use the `-fno` option when starting it and set the value of EventTableName to null (as a string).

If the driver being used does not support Java class DatabaseMetaData, and you want the connector to avoid checking for the existence of event and archive tables, disable the CheckForEventTableInInit by setting its value to false. By default, it is true. It is recommended that the value not be set to false.

Note: If your site will not archive events into the archive table, set the value of ArchiveProcessed to false.

SQL scripts for installing the event and archive tables

These scripts are provided only as a template to assist you in creating the required tables for the connector. For other databases besides IBM DB2, Oracle and Microsoft SQL Server, please create your scripts using these as guidelines.

The scripts to install the event, archive, and unique identifier tables for a DB2 database are:

- `event_table_db2.sql`
- `event_package_db2.sql`
- `archive_table_db2.sql`
- `uid_table_db2.sql`

The scripts to install the event, archive, and unique identifier tables for an Oracle database are:

- event_table_oracle.sql
- event_package_oracle.sql
- archive_table_oracle.sql
- uid_table_oracle.sql

The scripts to install the event, archive, and unique identifier tables for a Microsoft SQL Server database are:

- event_table_mssqlserver.sql
- event_package_mssqlserver.sql
- archive_table_mssqlserver.sql
- uid_table_mssqlserver.sql

These files are located in the following directories:

UNIX:

connectors/JDBC/dependencies/

Windows:

connectors\JDBC\dependencies\

Note: The order and data type in the table columns is very important. Please refer to the “Event and archive table schema” to view the correct order and type.

It is recommended that the database administrator or person implementing the connector modify these scripts to meet specific installation and query optimization requirements. For example, these scripts do not create indexes on the tables. It is the responsibility of the person implementing the connector to create indexes to enhance performance with the query optimizer.

Event and archive table schema

Table 12 describes the columns in the event and archive tables.

Table 12. Event and archive table schema

Name	Description	Type	Constraint
event_id	Internal identifier of the event	NUMBER	Primary key
connector_id	Unique ID of the connector for which the event is destined. This value is important when multiple connectors poll the same table.	VARCHAR	
object_key	Primary key of the business object. The key can be represented as a name_value pair, or as a set of keys delimited by a colon or other configurable delimiter (for example, 1000065:10056:2333). See the property “EventKeyDel” on page 130 for more information.	VARCHAR	Not null
object_name	Name of the business object	VARCHAR	Not null
object_verb	Verb associated with the event	VARCHAR	Not null
event_priority	Event priority (0 is highest, <i>n</i> is lowest), which the connector uses to get events on a priority basis. The connector does not use this value to lower or raise priorities.	NUMBER	Not null

Table 12. Event and archive table schema (continued)

Name	Description	Type	Constraint
event_time	Date and time the event occurred	DATETIME	Default current date/time (for archive table, actual event time)
archive_time	Date and time the event was archived (applies only to the archive table)	DATETIME	Archive date/time
event_status	-2 (Error sending event to the integration broker) -1 (Error processing event) 0 (Ready for poll) 1 (Sent to the integration broker) 2 (No Subscriptions for the business object) 3 (In Progress). This status is used only in the event table and not in the archive table.	NUMBER	Not null
event_comment	Description of the event or error string	VARCHAR	

Chapter 8. Troubleshooting and error handling

The chapter describes problems that you may encounter when starting up or running the connector for JDBC. It contains the following sections:

- “Startup problems”
- “Event processing”
- “Mapping (InterChange Server Integration Broker only)”
- “Error handling and logging” on page 95
- “Loss of connection to the application” on page 96
- “Inability to locate event or archive tables when DB2 is used” on page 97
- “Enabling the connector to work with a DB2 database” on page 97
- “Error at startup when trying to connect to a DB2 database” on page 97
- “Resource-busy error” on page 97
- “JDBC ODA behaves improperly because of unsupported JDBC driver” on page 98
- “JDBC ODA fails to connect to the database after it has been configured” on page 98
- “Problems that occur with SQL Server databases” on page 98
- “Inconsistent results due to caching” on page 99

Startup problems

If you encounter difficulties when trying to start the connector, check to make sure that the integration broker is up and running.

If you have upgraded from an earlier version of the adapter and encounter difficulties when trying to start the connector, make sure you have added the JDBC driver to the startup scripts. Within the script, use the

`JDBC_DRIVER_PATH`

variable to add a reference to the needed JDBC driver.

Event processing

If there are events in the event table, and they are not being processed while the connector is running, ensure that:

- The relevant business process is running.
- The name of the business object in the event table matches the name of the business object specified for the business process port.

Mapping (InterChange Server Integration Broker only)

This section discusses the following:

- “Mapping problems” on page 94
- “Date conversion” on page 94

Mapping problems

If the business objects are not being mapped or mapping is not being invoked, check to make sure the maps have been installed in the correct directory.

Date conversion

Note: This date conversion procedure applies only to versions of the connector prior to version 1.5.0.

Use maps to convert data stored in Date format in the database to the String format used by a WebSphere Business Integration Adapter business object.

For example, assume that you want to convert the following date, which is stored in an Oracle database:

```
Sun Jan 01 00:00:00 CEST 1999
```

to the following string, which is processed in a WebSphere Business Integration Adapter for JDBC business object:

```
Jan 01 1999 00:00:00
```

To perform this conversion, use the `DtpDate()` and `DtpSplitString()` constructors defined for data transformation in mapping. For the syntax and a description of these constructors and the classes whose objects they construct, see the *Map Development Guide*.

To use a map to convert the Date value to a String, follow these steps:

1. Use `DtpSplitString()` with a space delimiter to split the string into its six pieces and rearrange it into an order that `DtpDate` can use. To convert the example date, use:

```
DtpSplitString OurSplitString = new DtpSplitString  
("Sun Jan 01 00:00:00 CEST 1999", " ");
```

In the above statement, `OurSplitString` is a user-defined variable of type `DtpSplitString`, and a space is specified as the delimiter.

2. Use the `nextElement()` method of the `DtpSplitString` class to loop through the newly created `OurSplitString` variable, putting each of the variable's six elements into an array whose elements are of type `String`. The following example specifies `OurStringPieces` as the output array:

```
String[] OurStringPieces = new String[6];  
for (i=0; i<=5; i=i+1){  
    OurStringPieces[i]=OurSplitString.nextElement();  
}
```

This looping produces the following array elements:

```
OurStringPieces[0] = Sun  
OurStringPieces[1] = Jan  
OurStringPieces[2] = 01  
OurStringPieces[3] = 00:00:00  
OurStringPieces[4] = CEST  
OurStringPieces[5] = 1999
```

3. Concatenate the pieces of the string needed for `DtpDate` input. The example conversion uses "M D Y h:m:s" as the input format for `DtpDate`, which requires the converted string to look like "Jan 01 1999 00:00:00". This example `String` uses elements 1, 2, 5, and 3 of the `OurStringPieces` array:

```
OurConcatenatedString =  
OurStringPieces[1]+OurStringPieces[2]+OurStringPieces[5]+OurStringPieces[3];
```

4. Use your new concatenated string as input into DtpDate:

```
DtpDate OurDtpDate = new DtpDate(OurConcatenatedString,"M D Y h:m:s");
```

After you have put the Date value into DtpDate format, you are ready to work with the date in your map.

Error handling and logging

The connector logs an error message whenever it encounters a condition that causes its current processing of a business object and verb to fail. When such an error occurs, the connector also prints a textual representation of the failed business object as it was received. It writes the text to the connector log file or the standard output stream, depending on its configuration. You can use the text as an aid in determining the source of the error.

Error types

Table 13 describes the types of tracing messages that the connector outputs at each trace level. These messages are in addition to any tracing messages output by the IBM WebSphere Business Integration Adapter architecture, such as the Java connector execution wrapper and the WebSphere MQ message interface.

Table 13. Connector tracing messages

Tracing level	Tracing messages
Level 0	Message that identifies the connector version. No other tracing is done at this level. This is the default value.
Level 1	<ul style="list-style-type: none">• Status messages• Messages that provide identifying (key) information for each business object processed• Messages delivered each time the pollForEvents method is executed
Level 2	<ul style="list-style-type: none">• Business object handler messages that contain information such as the arrays and child business objects that the connector encounters or retrieves during the processing of a business object• Messages logged each time a business object is posted to the integration broker, either from gotAppEvent() or executeCollaboration()• Messages that indicate that a business object has been received as an integration broker request
Level 3	<ul style="list-style-type: none">• Foreign key processing messages that contain such information as when the connector has found or has set a foreign key in a business object• Messages that provide information about business object processing. For example, these messages are delivered when the connector finds a match between business objects, or finds a business object in an array of child business objects
Level 4	<ul style="list-style-type: none">• Application-specific information messages, for example, messages showing the values returned by the functions that parse the business object's application-specific information fields• Messages that identify when the connector enters or exits a function, which helps trace the process flow of the connector• All thread-specific messages. If the connector spawns multiple threads, a message appears for the creation of each new thread

Table 13. Connector tracing messages (continued)

Tracing level	Tracing messages
Level 5	<ul style="list-style-type: none">• Messages that indicate connector initialization, for example, messages showing the value of each configuration property retrieved from the integration broker• Messages that include statements executed in the application. At this trace level, the connector log file contains all statements executed in the destination application and the value of any variables that are substituted.• Messages that comprise a representation of a business object before the connector begins processing it (displaying its state as the connector receives it) and after the connector has completed its processing (displaying its state as the connector returns it)• Messages that comprise a business object dump• Messages that indicate the status of each thread the connector spawns while it is running

Error messages

Connector message file

All the error messages that the connector generates are stored in a message file named `JDBCConnector.txt` or `JDBCConnector_II_TT.txt` (where *II* specifies a language, and *TT* specifies a country or territory). Each error has an error number followed by the error message. For example:

20017

Connector Infrastructure version does not match.

20018

Connection from {1} to the Application is lost! Please enter 'q' to stop the connector, then restart it after the problem is fixed.

20019

Error: `ev_id` is NULL in `pollForEvent()`.

Loss of connection to the application

If the connector fails to establish connection, it sends FAIL to the integration broker and terminates.

When `AutoCommit` is set to false and the `PingQuery` fails, the connector will attempt to create a new connection to the database. If it succeeds in creating a new connection to the database it will continue processing, otherwise the connector returns an `APPRESPONSETIMEOUT`, which results in the termination of the connector.

Fetch out-of-sequence error

The `AutoCommit` property must be set to false when using Oracle database version 8.0 and 8.1 with Sun Solaris or Oracle 8.1 with Windows 2000. Otherwise, you will experience ORA-01002 (fetch out of sequence) error messages. In prior versions of Oracle databases this error will not occur. Setting `AutoCommit` to false will improve performance.

Inability to locate event or archive tables when DB2 is used

During startup, the connector attempts to locate the event and archive tables within the database specified by the `SchemaName` configuration property. If you are using DB2 as the database, the connector sometimes fails to locate the event and archive tables and returns the following error:

```
Event/Archive table table_name does not exist in the database.
```

To avoid this problem, always specify DB2 schema names in uppercase (for example, `SUSER`) in the connector's `SchemaName` configuration property.

Enabling the connector to work with a DB2 database

Before you can use the connector with a DB2 database, you must perform the following steps:

1. Copy the file named `db2java.zip` from the DB2 host to the `ProductDir\lib` directory on the machine on which the connector is going to run.
2. Copy the file named `db2jdbc.dll` from the DB2 host to the `ProductDir\bin` directory on the machine on which the connector is going to run.
3. Depending on your operating system, change the following in the connector's startup file (`start_JDBC.sh` or `start_JDBC.bat`):
UNIX: `JDBC_DRIVER_PATH=ProductDir/lib/db2java.zip`
Windows: `set JDBC_DRIVER_PATH=ProductDir\lib\db2java.zip`
4. On the DB2 host machine, start the `DB2/bin/db2jstrt` process. Be sure to specify the number of the port you are using (for example, `DB2/bin/db2jstrt 50000`).
5. Set the value of the connector's `JDBC_DRIVER_CLASS` property to `COM.ibm.db2.jdbc.net.DB2Driver` (or `COM.ibm.db2.jdbc.app.DB2Driver` if the DB2 database is on the same machine on which the connector is going to run).
6. Set the value of the connector's `DATABASE_URL` property to `jdbc:db2://MachineName:PortNumber/DBname` (or `jdbc:db2:DBname` if the DB2 database is on the same machine on which the connector is going to run).

Error at startup when trying to connect to a DB2 database

If the adapter is unable to connect to a DB2 database at startup and displays the following error message:

```
Could not get the connection
```

make sure that the correct username and password are provided in the adapter configuration file. This error message is displayed when you use the `DB2net` driver and enter incorrect credentials. For an alternative solution that requires using a different driver, see the [WebSphere Business Integration Support Web site](http://www.ibm.com/software/integration/websphere/support), <http://www.ibm.com/software/integration/websphere/support>, and search for Technote 1176153.

Resource-busy error

Note: This connector only encounters this error when it is running on an Oracle database.

The connector sometimes encounters an error like the following when retrieving or changing data in an application.

```
[Time: 2001/05/29 16:30:07.356] [System: ConnectorAgent] [SS: SOVTConnector]
[Type: Trace] [Msg: Select CLIENT,COUNTRY,STRT_CODE,CITY_CODE,CITYP_CODE,
STRTYPEAB,COMMU_CODE,REGIOGROUP,TAXJURCODE from ADRSTREET where CLIENT='100'
and COUNTRY='DE' and STRT_CODE='000001114136' FOR UPDATE NOWAIT]
[Time: 2001/05/29 16:30:07.526] [System: ConnectorAgent] [SS: SOVTConnector]
[Type: Trace ] [Msg: :logMsg]
[Time: 2001/05/29 16:30:07.536] [System: ConnectorAgent] [SS: SOVTConnector]
[Type: Error ] [MsgID: 37002]
[Msg: Execution of Retrieve statement failed : java.
sql.SQLException: ORA-00054: Versuch, mit NOWAIT eine bereits
belegte Ressourcenzufordern.]
```

This error occurs when the connector tries to update a record that is currently locked. The record may be locked by another process, or because the connector is multi-threaded, it may be locked by the connector itself.

Note that records must be locked during the update process. The connector attempts to retrieve an after-image of the object received by the integration broker and, in the process, locks the entire object in the database to preserve data integrity.

To resolve this problem, you can stop the process that is preventing the connector from obtaining a lock on the record, or you can adjust the `RetryCountInterval` configuration property for the connector.

JDBC ODA behaves improperly because of unsupported JDBC driver

If the JDBC driver does not support a feature of the JDBC ODA, the object discovery agent does not function properly. For example, if the driver does not support all method calls that the JDBC ODA uses, the JDBC ODA log indicates the failed process. The following is an example from the log:

```
[Time: 2002/05/15 17:00:55.147] [System: Object Discovery Agent] [SS: null]
[Type: 6] [Msg: A SQL Error occurred in getting Schema Names from Database.
Reason [ProductName][ODBC ProductName Driver]Optional feature not
implemented]
```

In such a case, you must use a different JDBC driver.

JDBC ODA fails to connect to the database after it has been configured

If the JDBC ODA cannot connect to the database after you have provided values for the configuration properties, look for and remove all extra spaces where you have entered values. This problem can occur when trailing spaces are added to values, sometimes a result of copying data from other applications. After you have resolved this problem, you can create a new profile in the ODA where you can store the revised property definitions.

Problems that occur with SQL Server databases

The following problems, listed with an associated Technote reference number, have been encountered when using the adapter with SQL Server databases:

- When the adapter polls for events, the event table locks and other business processes are unable to insert rows into the event table (Technote 1220860).
- When the SQL Server 2000 driver for JDBC is used and the method `PreparedStatement.executeUpdate()`

is invoked, 0 is incorrectly returned if the corresponding table has a trigger with a Data Definition Language sentence (Technote 1232426).

If you encounter either of these problems, see the WebSphere Business Integration Support Web site, <http://www.ibm.com/software/integration/websphere/support>, and search for the appropriate Technote. The Technotes fully describe each issue and solution.

Inconsistent results due to caching

Unexpected results can occur when the adapter uses a single business object with two key attributes to perform separate retrieve operations within the same collaboration, where the first operation uses the object as a child (and only one key is set) and the second operation uses the object as a top level object (and both keys are set.) During the second operation, the adapter uses only one key (the same key it used during the first operation) to build the statement even though both keys are set.

This occurs because the adapter caches business object information for performance improvement.

To resolve this problem, copy and rename the the business object. Use the renamed copy when the business object is required as a child, and use the original business object when it is required as a top level object.

Appendix A. Standard configuration properties for connectors

This appendix describes the standard configuration properties for the connector component of WebSphere Business Integration adapters. The information covers connectors running with the following integration brokers:

- WebSphere InterChange Server (ICS)
- WebSphere MQ Integrator, WebSphere MQ Integrator Broker, and WebSphere Business Integration Message Broker, collectively referred to as the WebSphere Message Brokers (and shown as WMQI in the Connector Configurator).
- Information Integrator (II)
- WebSphere Application Server (WAS)

If your adapter supports DB2 Information Integrator, use the WMQI options and the DB2 II standard properties (see the Notes column in Table 14 on page 103.)

The properties you set for the adapter depend on which integration broker you use. You choose the integration broker using Connector Configurator. After you choose the broker, Connector Configurator lists the standard properties you must configure for the adapter.

For information about properties specific to this connector, see the relevant section in this guide.

New properties

These standard properties have been added in this release:

- AdapterHelpName
- BiDi.Application
- BiDi.Broker
- BiDi.Metadata
- BiDi.Transformation
- CommonEventInfrastructure
- CommonEventInfrastructureContextURL
- ControllerEventSequencing
- jms.ListenerConcurrency
- jms.TransportOptimized
- ResultsSetEnabled
- ResultsSetSize
- TivoliTransactionMonitorPerformance

Standard connector properties overview

Connectors have two types of configuration properties:

- Standard configuration properties, which are used by the framework
- Application, or connector-specific, configuration properties, which are used by the agent

These properties determine the adapter framework and the agent run-time behavior.

This section describes how to start Connector Configurator and describes characteristics common to all properties. For information on configuration properties specific to a connector, see its adapter user guide.

Starting Connector Configurator

You configure connector properties from Connector Configurator, which you access from System Manager. For more information on using Connector Configurator, refer to the sections on Connector Configurator in this guide.

Connector Configurator and System Manager run only on the Windows system. If you are running the connector on a UNIX system, you must have a Windows machine with these tools installed.

To set connector properties for a connector that runs on UNIX, you must start up System Manager on the Windows machine, connect to the UNIX integration broker, and bring up Connector Configurator for the connector.

Configuration property values overview

The connector uses the following order to determine a property's value:

1. Default
2. Repository (valid only if WebSphere InterChange Server (ICS) is the integration broker)
3. Local configuration file
4. Command line

The default length of a property field is 255 characters. There is no limit on the length of a STRING property type. The length of an INTEGER type is determined by the server on which the adapter is running.

A connector obtains its configuration values at startup. If you change the value of one or more connector properties during a run-time session, the property's update method determines how the change takes effect.

The update characteristics of a property, that is, how and when a change to the connector properties takes effect, depend on the nature of the property.

There are four update methods for standard connector properties:

- **Dynamic**
The new value takes effect immediately after the change is saved in System Manager. However, if the connector is in stand-alone mode (independently of System Manager), for example, if it is running with one of the WebSphere message brokers, you can change properties only through the configuration file. In this case, a dynamic update is not possible.
- **Agent restart (ICS only)**
The new value takes effect only after you stop and restart the connector agent.
- **Component restart**
The new value takes effect only after the connector is stopped and then restarted in System Manager. You do not need to stop and restart the agent or the server process.

- **System restart**
The new value takes effect only after you stop and restart the connector agent and the server.

To determine how a specific property is updated, refer to the **Update Method** column in the Connector Configurator window, or see the Update Method column in Table 14 on page 103.

There are three locations in which a standard property can reside. Some properties can reside in more than one location.

- **ReposController**
The property resides in the connector controller and is effective only there. If you change the value on the agent side, it does not affect the controller.
- **ReposAgent**
The property resides in the agent and is effective only there. A local configuration can override this value, depending on the property.
- **LocalConfig**
The property resides in the configuration file for the connector and can act only through the configuration file. The controller cannot change the value of the property, and is not aware of changes made to the configuration file unless the system is redeployed to update the controller explicitly.

Standard properties quick-reference

Table 14 provides a quick-reference to the standard connector configuration properties. Not all connectors require all of these properties, and property settings may differ from integration broker to integration broker.

See the section following the table for a description of each property.

Note: In the Notes column in Table 14, the phrase “RepositoryDirectory is set to <REMOTE>” indicates that the broker is InterChange Server. When the broker is WMQI or WAS, the repository directory is set to <ProductDir>\repository

Table 14. Summary of standard configuration properties

Property name	Possible values	Default value	Update method	Notes
AdapterHelpName	One of the valid subdirectories in <ProductDir>\bin\Data\App\Help\ that contains a valid <RegionalSetting> directory	Template name, if valid, or blank field	Component restart	Supported regional settings. Include chs_chn, cht_twn, deu_deu, esn_esp, fra_fra, ita_ita, jpn_jpn, kor_kor, ptb_bra, and enu_usa (default).
AdminInQueue	Valid JMS queue name	<CONNECTORNAME>/ADMININQUEUE	Component restart	This property is valid only when the value of DeliveryTransport is JMS
AdminOutQueue	Valid JMS queue name	<CONNECTORNAME>/ADMINOUTQUEUE	Component restart	This property is valid only when the value of DeliveryTransport is JMS

Table 14. Summary of standard configuration properties (continued)

Property name	Possible values	Default value	Update method	Notes
AgentConnections	1 through 4	1	Component restart	This property is valid only when the value of DeliveryTransport is MQ or IDL, the value of Repository Directory is set to <REMOTE> and the value of BrokerType is ICS.
AgentTraceLevel	0 through 5	0	Dynamic if broker is ICS; otherwise Component restart	
ApplicationName	Application name	The value specified for the connector application name	Component restart	
BiDi.Application	Any valid combination of these bidirectional attributes: 1st letter: I,V 2nd letter: L,R 3rd letter: Y, N 4th letter: S, N 5th letter: H, C, N	ILYNN (five letters)	Component restart	This property is valid only if the value of BiDi.Transforma tion is true
BiDi.Broker	Any valid combination of these bidirectional attributes: 1st letter: I,V 2nd letter: L,R 3rd letter: Y, N 4th letter: S, N 5th letter: H, C, N	ILYNN (five letters)	Component restart	This property is valid only if the value of BiDi.Transformation is true. If the value of BrokerType is ICS, the property is read-only.
BiDi.Metadata	Any valid combination of these bidirectional attributes: 1st letter: I,V 2nd letter: L,R 3rd letter: Y, N 4th letter: S, N 5th letter: H, C, N	ILYNN (five letters)	Component restart	This property is valid only if the value of BiDi.Transformation is true.
BiDi.Transformation	true or false	false	Component restart	This property is valid only if the value of BrokerType is not WAS .
BrokerType	ICS, WMQI, WAS	ICS	Component restart	
CharacterEncoding	Any supported code. The list shows this subset: ascii7, ascii8, SJIS, Cp949, GBK, Big5, Cp297, Cp273, Cp280, Cp284, Cp037, Cp437 .	ascii7	Component restart	This property is valid only for C++ connectors.

Table 14. Summary of standard configuration properties (continued)

Property name	Possible values	Default value	Update method	Notes
CommonEventInfrastructure	true or false	false	Component restart	
CommonEventInfrastructureURL	A URL string, for example, corbaloc:iiop:host:2809.	No default value.	Component restart	This property is valid only if the value of CommonEventInfrastructure is true.
ConcurrentEventTriggeredFlows	1 through 32,767	1	Component restart	This property is valid only if the value of RepositoryDirectory is set to <REMOTE> and the value of BrokerType is ICS.
ContainerManagedEvents	Blank or JMS	Blank	Component restart	This property is valid only when the value of Delivery Transport is JMS.
ControllerEventSequencing	true or false	true	Dynamic	This property is valid only if the value of Repository Directory is set to <REMOTE> and the value of BrokerType is ICS.
ControllerStoreAndForwardMode	true or false	true	Dynamic	This property is valid only if the value of Repository Directory is set to <REMOTE> and the value of BrokerType is ICS.
ControllerTraceLevel	0 through 5	0	Dynamic	This property is valid only if the value of RepositoryDirectory is set to <REMOTE> and the value of BrokerType is ICS.
DeliveryQueue	Any valid JMS queue name	<CONNECTORNAME>/DELIVERYQUEUE	Component restart	This property is valid only when the value of Delivery Transport is JMS.
DeliveryTransport	MQ, IDL, or JMS	IDL when the value of RepositoryDirectory is <REMOTE>, otherwise JMS	Component restart	If the value of RepositoryDirectory is not <REMOTE>, the only valid value for this property is JMS.
DuplicateEventElimination	true or false	false	Component restart	This property is valid only if the value of DeliveryTransport is JMS.
EnableOidForFlowMonitoring	true or false	false	Component restart	This property is valid only if the value of BrokerType is ICS.
FaultQueue	Any valid queue name.	<CONNECTORNAME>/FAULTQUEUE	Component restart	This property is valid only if the value of DeliveryTransport is JMS.
jms.FactoryClassName	CxCommon.Messaging.jms.IBMMQSeriesFactory, CxCommon.Messaging.jms.SonicMQFactory, or any Java class name	CxCommon.Messaging.jms.IBMMQSeriesFactory	Component restart	This property is valid only if the value of DeliveryTransport is JMS.

Table 14. Summary of standard configuration properties (continued)

Property name	Possible values	Default value	Update method	Notes
jms.ListenerConcurrency	1 through 32767	1	Component restart	This property is valid only if the value of <code>jms.TransportOptimized</code> is true.
jms.MessageBrokerName	If the value of <code>jms.FactoryClassName</code> is IBM, use <code>crossworlds.queue.manager</code> .	<code>crossworlds.queue.manager</code>	Component restart	This property is valid only if the value of <code>DeliveryTransport</code> is JMS.
jms.NumConcurrent Requests	Positive integer	10	Component restart	This property is valid only if the value of <code>DeliveryTransport</code> is JMS.
jms.Password	Any valid password		Component restart	This property is valid only if the value of <code>DeliveryTransport</code> is JMS.
jms.TransportOptimized	true or false	false	Component restart	This property is valid only if the value of <code>DeliveryTransport</code> is JMS and the value of <code>BrokerType</code> is ICS.
jms.UserName	Any valid name		Component restart	This property is valid only if the value of <code>DeliveryTransport</code> is JMS.
JvmMaxHeapSize	Heap size in megabytes	128m	Component restart	This property is valid only if the value of <code>RepositoryDirectory</code> is set to <REMOTE> and the value of <code>BrokerType</code> is ICS.
JvmMaxNativeStackSize	Size of stack in kilobytes	128k	Component restart	This property is valid only if the value of <code>RepositoryDirectory</code> is set to <REMOTE> and the value of <code>BrokerType</code> is ICS.
JvmMinHeapSize	Heap size in megabytes	1m	Component restart	This property is valid only if the value of <code>RepositoryDirectory</code> is set to <REMOTE> and the value of <code>BrokerType</code> is ICS.
ListenerConcurrency	1 through 100	1	Component restart	This property is valid only if the value of <code>DeliveryTransport</code> is MQ.
Locale	This is a subset of the supported locales: en_US, ja_JP, ko_KR, zh_CN, zh_TW, fr_FR, de_DE, it_IT, es_ES, pt_BR	en_US	Component restart	

Table 14. Summary of standard configuration properties (continued)

Property name	Possible values	Default value	Update method	Notes
LogAtInterchangeEnd	true or false	false	Component restart	This property is valid only if the value of Repository Directory is set to <REMOTE> and the value of BrokerType is ICS.
MaxEventCapacity	1 through 2147483647	2147483647	Dynamic	This property is valid only if the value of Repository Directory is set to <REMOTE> and the value of BrokerType is ICS.
MessageFileName	Valid file name	InterchangeSystem.txt	Component restart	
MonitorQueue	Any valid queue name	<CONNECTORNAME> /MONITORQUEUE	Component restart	This property is valid only if the value of DuplicateEventElimination is true and ContainerManagedEvents has no value.
OADAutoRestartAgent	true or false	false	Dynamic	This property is valid only if the value of Repository Directory is set to <REMOTE> and the value of BrokerType is ICS.
OADMaxNumRetry	A positive integer	1000	Dynamic	This property is valid only if the value of Repository Directory is set to <REMOTE> and the value of BrokerType is ICS.
OADRetryTimeInterval	A positive integer in minutes	10	Dynamic	This property is valid only if the value of Repository Directory is set to <REMOTE> and the value of BrokerType is ICS.
PollEndTime	HH = 0 through 23 MM = 0 through 59	HH:MM	Component restart	
PollFrequency	A positive integer (in milliseconds)	10000	Dynamic if broker is ICS; otherwise Component restart	
PollQuantity	1 through 500	1	Agent restart	This property is valid only if the value of ContainerManagedEvents is JMS.
PollStartTime	HH = 0 through 23 MM = 0 through 59	HH:MM	Component restart	
RepositoryDirectory	<REMOTE> if the broker is ICS; otherwise any valid local directory.	For ICS, the value is set to <REMOTE> For WMQI and WAS, the value is <ProductDir>\repository	Agent restart	

Table 14. Summary of standard configuration properties (continued)

Property name	Possible values	Default value	Update method	Notes
RequestQueue	Valid JMS queue name	<CONNECTORNAME> /REQUESTQUEUE	Component restart	This property is valid only if the value of DeliveryTransport is JMS
ResponseQueue	Valid JMS queue name	<CONNECTORNAME> /RESPONSEQUEUE	Component restart	This property is valid only if the value of DeliveryTransport is JMS.
RestartRetryCount	0 through 99	3	Dynamic if ICS; otherwise Component restart	
RestartRetryInterval	A value in minutes from 1 through 2147483647	1	Dynamic if ICS; otherwise Component restart	
ResultSetEnabled	true or false	false	Component restart	Used only by connectors that support DB2II. This property is valid only if the value of DeliveryTransport is JMS, and the value of BrokerType is WMQI.
ResultSetSize	Positive integer	0 (means the results set size is unlimited)	Component restart	Used only by connectors that support DB2II. This property is valid only if the value of ResultSetEnabled is true.
RHF2MessageDomain	mrm or xml	mrm	Component restart	This property is valid only if the value of DeliveryTransport is JMS and the value of WireFormat is CwXML.
SourceQueue	Any valid WebSphere MQ queue name	<CONNECTORNAME> /SOURCEQUEUE	Agent restart	This property is valid only if the value of ContainerManagedEvents is JMS.
SynchronousRequest Queue	Any valid queue name.	<CONNECTORNAME> /SYNCHRONOUSREQUEST QUEUE	Component restart	This property is valid only if the value of DeliveryTransport is JMS.
SynchronousRequest Timeout	0 to any number (milliseconds)	0	Component restart	This property is valid only if the value of DeliveryTransport is JMS.
SynchronousResponse Queue	Any valid queue name	<CONNECTORNAME> /SYNCHRONOUSRESPONSE QUEUE	Component restart	This property is valid only if the value of DeliveryTransport is JMS.
TivoliMonitorTransaction Performance	true or false	false	Component restart	

Table 14. Summary of standard configuration properties (continued)

Property name	Possible values	Default value	Update method	Notes
WireFormat	CwXML or CwB0	CwXML	Agent restart	The value of this property must be CwXML if the value of RepositoryDirectory is not set to <REMOTE>. The value must be CwB0 if the value of RepositoryDirectory is set to <REMOTE>.
WsifSynchronousRequest Timeout	0 to any number (milliseconds)	0	Component restart	This property is valid only if the value of BrokerType is WAS.
XMLNamespaceFormat	short or long	short	Agent restart	This property is valid only if the value of BrokerType is WMQI or WAS

Standard properties

This section describes the standard connector configuration properties.

AdapterHelpName

The AdapterHelpName property is the name of a directory in which connector-specific extended help files are located. The directory must be located in <ProductDir>\bin\Data\App\Help and must contain at least the language directory enu_usa. It may contain other directories according to locale.

The default value is the template name if it is valid, or it is blank.

AdminInQueue

The AdminInQueue property specifies the queue that is used by the integration broker to send administrative messages to the connector.

The default value is <CONNECTORNAME>/ADMININQUEUE

AdminOutQueue

The AdminOutQueue property specifies the queue that is used by the connector to send administrative messages to the integration broker.

The default value is <CONNECTORNAME>/ADMINOUTQUEUE

AgentConnections

The AgentConnections property controls the number of ORB (Object Request Broker) connections opened when the ORB initializes.

It is valid only if the value of the RepositoryDirectory is set to <REMOTE> and the value of the DeliveryTransport property is MQ or IDL.

The default value of this property is 1.

AgentTraceLevel

The AgentTraceLevel property sets the level of trace messages for the application-specific component. The connector delivers all trace messages applicable at the tracing level set and lower.

The default value is 0.

ApplicationName

The ApplicationName property uniquely identifies the name of the connector application. This name is used by the system administrator to monitor the integration environment. This property must have a value before you can run the connector.

The default is the name of the connector.

BiDi.Application

The BiDi.Application property specifies the bidirectional format for data coming from an external application into the adapter in the form of any business object supported by this adapter. The property defines the bidirectional attributes of the application data. These attributes are:

- Type of text: implicit or visual (I or V)
- Text direction: left-to-right or right-to-left (L or R)
- Symmetric swapping: on or off (Y or N)
- Shaping (Arabic): on or off (S or N)
- Numerical shaping (Arabic): Hindi, contextual, or nominal (H, C, or N)

This property is valid only if the BiDi.Transformation property value is set to true.

The default value is ILYNN (implicit, left-to-right, on, off, nominal).

BiDi.Broker

The BiDi.Broker property specifies the bidirectional format for data sent from the adapter to the integration broker in the form of any supported business object. It defines the bidirectional attributes of the data, which are as listed under BiDi.Application above.

This property is valid only if the BiDi.Transformation property value is set to true. If the BrokerType property is ICS, the property value is read-only.

The default value is ILYNN (implicit, left-to-right, on, off, nominal).

BiDi.Metadata

The BiDi.Metadata property defines the bidirectional format or attributes for the metadata, which is used by the connector to establish and maintain a link to the external application. The attribute settings are specific to each adapter using the bidirectional capabilities. If your adapter supports bidirectional processing, refer to section on adapter-specific properties for more information.

This property is valid only if the BiDi.Transformation property value is set to true.

The default value is ILYNN (implicit, left-to-right, on, off, nominal).

BiDi.Transformation

The BiDi.Transformation property defines whether the system performs a bidirectional transformation at run time.

If the property value is set to true, the BiDi.Application, BiDi.Broker, and BiDi.Metadata properties are available. If the property value is set to false, they are hidden.

The default value is false.

BrokerType

The BrokerType property identifies the integration broker type that you are using. The possible values are ICS, WMQI (for WMQI, WMQIB or WBIMB), or WAS.

CharacterEncoding

The CharacterEncoding property specifies the character code set used to map from a character (such as a letter of the alphabet, a numeric representation, or a punctuation mark) to a numeric value.

Note: Java-based connectors do not use this property. C++ connectors use the value `ascii7` for this property.

By default, only a subset of supported character encodings is displayed. To add other supported values to the list, you must manually modify the `\Data\Std\stdConnProps.xml` file in the product directory (`<ProductDir>`). For more information, see the Connector Configurator appendix in this guide.

CommonEventInfrastructure

The Common Event Infrastructure (CEI) is a simple event management function handling generated events. The CommonEventInfrastructure property specifies whether the CEI should be invoked at run time.

The default value is false.

CommonEventInfrastructureContextURL

The CommonEventInfrastructureContextURL is used to gain access to the WAS server that executes the Common Event Infrastructure (CEI) server application. This property specifies the URL to be used.

This property is valid only if the value of CommonEventInfrastructure is set to true.

The default value is a blank field.

ConcurrentEventTriggeredFlows

The ConcurrentEventTriggeredFlows property determines how many business objects can be concurrently processed by the connector for event delivery. You set the value of this attribute to the number of business objects that are mapped and delivered concurrently. For example, if you set the value of this property to 5, five business objects are processed concurrently.

Setting this property to a value greater than 1 allows a connector for a source application to map multiple event business objects at the same time and deliver

them to multiple collaboration instances simultaneously. This speeds delivery of business objects to the integration broker, particularly if the business objects use complex maps. Increasing the arrival rate of business objects to collaborations can improve overall performance in the system.

To implement concurrent processing for an entire flow (from a source application to a destination application), the following properties must be configured:

- The collaboration must be configured to use multiple threads by setting its `Maximum number of concurrent events` property high enough to use multiple threads.
- The destination application's application-specific component must be configured to process requests concurrently. That is, it must be multithreaded, or it must be able to use connector agent parallelism and be configured for multiple processes. The `Parallel Process Degree` configuration property must be set to a value larger than 1.

The `ConcurrentEventTriggeredFlows` property has no effect on connector polling, which is single-threaded and is performed serially.

This property is valid only if the value of the `RepositoryDirectory` property is set to `<REMOTE>`.

The default value is 1.

ContainerManagedEvents

The `ContainerManagedEvents` property allows a JMS-enabled connector with a JMS event store to provide guaranteed event delivery, in which an event is removed from the source queue and placed on the destination queue as one JMS transaction.

When this property is set to JMS, the following properties must also be set to enable guaranteed event delivery:

- `PollQuantity` = 1 to 500
- `SourceQueue` = `/SOURCEQUEUE`

You must also configure a data handler with the `MimeType` and `DHClass` (data handler class) properties. You can also add `DataHandlerConfigMOName` (the meta-object name, which is optional). To set those values, use the **Data Handler** tab in Connector Configurator.

Although these properties are adapter-specific, here are some example values:

- `MimeType` = `text/xml`
- `DHClass` = `com.crossworlds.DataHandlers.text.xml`
- `DataHandlerConfigMOName` = `MO_DataHandler_Default`

The fields for these values in the **Data Handler** tab are displayed only if you have set the `ContainerManagedEvents` property to the value JMS.

Note: When `ContainerManagedEvents` is set to JMS, the connector does not call its `pollForEvents()` method, thereby disabling that method's functionality.

The `ContainerManagedEvents` property is valid only if the value of the `DeliveryTransport` property is set to JMS.

There is no default value.

ControllerEventSequencing

The ControllerEventSequencing property enables event sequencing in the connector controller.

This property is valid only if the value of the RepositoryDirectory property is set to set to <REMOTE> (BrokerType is ICS).

The default value is true.

ControllerStoreAndForwardMode

The ControllerStoreAndForwardMode property sets the behavior of the connector controller after it detects that the destination application-specific component is unavailable.

If this property is set to true and the destination application-specific component is unavailable when an event reaches ICS, the connector controller blocks the request to the application-specific component. When the application-specific component becomes operational, the controller forwards the request to it.

However, if the destination application's application-specific component becomes unavailable after the connector controller forwards a service call request to it, the connector controller fails the request.

If this property is set to false, the connector controller begins failing all service call requests as soon as it detects that the destination application-specific component is unavailable.

This property is valid only if the value of the RepositoryDirectory property is set to <REMOTE> (the value of the BrokerType property is ICS).

The default value is true.

ControllerTraceLevel

The ControllerTraceLevel property sets the level of trace messages for the connector controller.

This property is valid only if the value of the RepositoryDirectory property is set to set to <REMOTE>.

The default value is 0.

DeliveryQueue

The DeliveryQueue property defines the queue that is used by the connector to send business objects to the integration broker.

This property is valid only if the value of the DeliveryTransport property is set to JMS.

The default value is <CONNECTORNAME>/DELIVERYQUEUE.

DeliveryTransport

The DeliveryTransport property specifies the transport mechanism for the delivery of events. Possible values are MQ for WebSphere MQ, IDL for CORBA IIOP, or JMS for Java Messaging Service.

- If the value of the RepositoryDirectory property is set to <REMOTE>, the value of the DeliveryTransport property can be MQ, IDL, or JMS, and the default is IDL.
- If the value of the RepositoryDirectory property is a local directory, the value can be only JMS.

The connector sends service-call requests and administrative messages over CORBA IIOP if the value of the RepositoryDirectory property is MQ or IDL.

The default value is JMS.

WebSphere MQ and IDL

Use WebSphere MQ rather than IDL for event delivery transport, unless you must have only one product. WebSphere MQ offers the following advantages over IDL:

- Asynchronous communication:
WebSphere MQ allows the application-specific component to poll and persistently store events even when the server is not available.
- Server side performance:
WebSphere MQ provides faster performance on the server side. In optimized mode, WebSphere MQ stores only the pointer to an event in the repository database, while the actual event remains in the WebSphere MQ queue. This prevents writing potentially large events to the repository database.
- Agent side performance:
WebSphere MQ provides faster performance on the application-specific component side. Using WebSphere MQ, the connector polling thread picks up an event, places it in the connector queue, then picks up the next event. This is faster than IDL, which requires the connector polling thread to pick up an event, go across the network into the server process, store the event persistently in the repository database, then pick up the next event.

JMS

The JMS transport mechanism enables communication between the connector and client connector framework using Java Messaging Service (JMS).

If you select JMS as the delivery transport, additional JMS properties such as `jms.MessageBrokerName`, `jms.FactoryClassName`, `jms.Password`, and `jms.UserName` are listed in Connector Configurator. The properties `jms.MessageBrokerName` and `jms.FactoryClassName` are required for this transport.

There may be a memory limitation if you use the JMS transport mechanism for a connector in the following environment:

- AIX 5.0
- WebSphere MQ 5.3.0.1
- ICS is the integration broker

In this environment, you may experience difficulty starting both the connector controller (on the server side) and the connector (on the client side) due to memory use within the WebSphere MQ client. If your installation uses less than 768MB of process heap size, set the following variable and property:

- Set the `LDR_CNTRL` environment variable in the `CWSharedEnv.sh` script.

This script is located in the `\bin` directory below the product directory (`<ProductDir>`). Using a text editor, add the following line as the first line in the `CWSharedEnv.sh` script:

```
export LDR_CNTRL=MAXDATA=0x30000000
```

This line restricts heap memory usage to a maximum of 768 MB (3 segments * 256 MB). If the process memory grows larger than this limit, page swapping can occur, which can adversely affect the performance of your system.

- Set the value of the `IPCCBaseAddress` property to 11 or 12. For more information on this property, see the *System Installation Guide for UNIX*.

DuplicateEventElimination

When the value of this property is true, a JMS-enabled connector can ensure that duplicate events are not delivered to the delivery queue. To use this feature, during connector development, the connector must have a unique event identifier set as the business object `ObjectEventId` attribute in the application-specific code.

Note: When the value of this property is true, the `MonitorQueue` property must be enabled to provide guaranteed event delivery.

The default value is false.

EnableOidForFlowMonitoring

When the value of this property is true, the adapter runtime will mark the incoming `ObjectEventID` as a foreign key for flow monitoring.

This property is only valid if the `BrokerType` property is set to ICS.

The default value is false.

FaultQueue

If the connector experiences an error while processing a message, it moves the message (and a status indicator and description of the problem) to the queue specified in the `FaultQueue` property.

The default value is `<CONNECTORNAME>/FAULTQUEUE`.

jms.FactoryClassName

The `jms.FactoryClassName` property specifies the class name to instantiate for a JMS provider. This property must be set if the value of the `DeliveryTransport` property is JMS.

The default is `CxCommon.Messaging.jms.IBMMQSeriesFactory`.

jms.ListenerConcurrency

The `jms.ListenerConcurrency` property specifies the number of concurrent listeners for the JMS controller. It specifies the number of threads that fetch and process messages concurrently within a controller.

This property is valid only if the value of the `jms.OptimizedTransport` property is true.

The default value is 1.

jms.MessageBrokerName

The `jms.MessageBrokerName` specifies the broker name to use for the JMS provider. You must set this connector property if you specify JMS as the delivery transport mechanism (in the `DeliveryTransport` property).

When you connect to a remote message broker, this property requires the following values:

QueueMgrName:Channel:HostName:PortNumber

where:

QueueMgrName is the name of the queue manager.

Channel is the channel used by the client.

HostName is the name of the machine where the queue manager is to reside.

PortNumber is the port number used by the queue manager for listening

For example:

```
jms.MessageBrokerName = WBIMB.Queue.Manager:CHANNEL1:RemoteMachine:1456
```

The default value is `crossworlds.queue.manager`. Use the default when connecting to a local message broker.

jms.NumConcurrentRequests

The `jms.NumConcurrentRequests` property specifies the maximum number of concurrent service call requests that can be sent to a connector at the same time. Once that maximum is reached, new service calls are blocked and must wait for another request to complete before proceeding.

The default value is 10.

jms.Password

The `jms.Password` property specifies the password for the JMS provider. A value for this property is optional.

There is no default value.

jms.TransportOptimized

The `jms.TransportOptimized` property determines if the WIP (work in progress) is optimized. You must have a WebSphere MQ provider to optimize the WIP. For optimized WIP to operate, the messaging provider must be able to:

1. Read a message without taking it off the queue
2. Delete a message with a specific ID without transferring the entire message to the receiver's memory space
3. Read a message by using a specific ID (needed for recovery purposes)
4. Track the point at which events that have not been read appear.

The JMS APIs cannot be used for optimized WIP because they do not meet conditions 2 and 4 above, but the MQ Java APIs meet all four conditions, and hence are required for optimized WIP.

This property is valid only if the value of `DeliveryTransport` is JMS and the value of `BrokerType` is ICS.

The default value is false.

jms.UserName

the `jms.UserName` property specifies the user name for the JMS provider. A value for this property is optional.

There is no default value.

JvmMaxHeapSize

The `JvmMaxHeapSize` property specifies the maximum heap size for the agent (in megabytes).

This property is valid only if the value for the `RepositoryDirectory` property is set to `<REMOTE>`.

The default value is 128m.

JvmMaxNativeStackSize

The `JvmMaxNativeStackSize` property specifies the maximum native stack size for the agent (in kilobytes).

This property is valid only if the value for the `RepositoryDirectory` property is set to `<REMOTE>`.

The default value is 128k.

JvmMinHeapSize

The `JvmMinHeapSize` property specifies the minimum heap size for the agent (in megabytes).

This property is valid only if the value for the `RepositoryDirectory` property is set to `<REMOTE>`.

The default value is 1m.

ListenerConcurrency

The `ListenerConcurrency` property supports multithreading in WebSphere MQ Listener when ICS is the integration broker. It enables batch writing of multiple events to the database, thereby improving system performance.

This property is valid only with connectors that use MQ transport. The value of the `DeliveryTransport` property must be MQ.

The default value is 1.

Locale

The `Locale` property specifies the language code, country or territory, and, optionally, the associated character code set. The value of this property determines cultural conventions such as collation and sort order of data, date and time formats, and the symbols used in monetary specifications.

A locale name has the following format:

ll_TT.codeset

where:

ll is a two-character language code (in lowercase letters)

TT is a two-letter country or territory code (in uppercase letters)

codeset is the name of the associated character code set (may be optional).

By default, only a subset of supported locales are listed. To add other supported values to the list, you modify the `\Data\Std\stdConnProps.xml` file in the `<ProductDir>\bin` directory. For more information, refer to the Connector Configurator appendix in this guide.

If the connector has not been internationalized, the only valid value for this property is `en_US`. To determine whether a specific connector has been globalized, refer to the user guide for that adapter.

The default value is `en_US`.

LogAtInterchangeEnd

The `LogAtInterchangeEnd` property specifies whether to log errors to the log destination of the integration broker.

Logging to the log destination also turns on e-mail notification, which generates e-mail messages for the recipient specified as the value of `MESSAGE_RECIPIENT` in the `InterchangeSystem.cfg` file when errors or fatal errors occur. For example, when a connector loses its connection to the application, if the value of `LogAtInterChangeEnd` is `true`, an e-mail message is sent to the specified message recipient.

This property is valid only if the value of the `RespositoryDirectory` property is set to `<REMOTE>` (the value of `BrokerType` is `ICS`).

The default value is `false`.

MaxEventCapacity

The `MaxEventCapacity` property specifies maximum number of events in the controller buffer. This property is used by the flow control feature.

This property is valid only if the value of the `RespositoryDirectory` property is set to `<REMOTE>` (the value of `BrokerType` is `ICS`).

The value can be a positive integer between 1 and 2147483647.

The default value is 2147483647.

MessageFileName

The `MessageFileName` property specifies the name of the connector message file. The standard location for the message file is `\connectors\messages` in the product directory. Specify the message file name in an absolute path if the message file is not located in the standard location.

If a connector message file does not exist, the connector uses `InterchangeSystem.txt` as the message file. This file is located in the product directory.

Note: To determine whether a connector has its own message file, see the individual adapter user guide.

The default value is `InterchangeSystem.txt`.

MonitorQueue

The `MonitorQueue` property specifies the logical queue that the connector uses to monitor duplicate events.

It is valid only if the value of the `DeliveryTransport` property is `JMS` and the value of the `DuplicateEventElimination` is `true`.

The default value is `<CONNECTORNAME>/MONITORQUEUE`

OADAutoRestartAgent

the `OADAutoRestartAgent` property specifies whether the connector uses the automatic and remote restart feature. This feature uses the WebSphere MQ-triggered Object Activation Daemon (OAD) to restart the connector after an abnormal shutdown, or to start a remote connector from System Monitor.

This property must be set to `true` to enable the automatic and remote restart feature. For information on how to configure the WebSphere MQ-triggered OAD feature, see the *Installation Guide for Windows* or *for UNIX*.

This property is valid only if the value of the `RespositoryDirectory` property is set to `<REMOTE>` (the value of `BrokerType` is `ICS`).

The default value is `false`.

OADMaxNumRetry

The `OADMaxNumRetry` property specifies the maximum number of times that the WebSphere MQ-triggered Object Activation Daemon (OAD) automatically attempts to restart the connector after an abnormal shutdown. The `OADAutoRestartAgent` property must be set to `true` for this property to take effect.

This property is valid only if the value of the `RespositoryDirectory` property is set to `<REMOTE>` (the value of `BrokerType` is `ICS`).

The default value is `1000`.

OADRetryTimeInterval

The `OADRetryTimeInterval` property specifies the number of minutes in the retry-time interval for the WebSphere MQ-triggered Object Activation Daemon (OAD). If the connector agent does not restart within this retry-time interval, the connector controller asks the OAD to restart the connector agent again. The OAD repeats this retry process as many times as specified by the `OADMaxNumRetry` property. The `OADAutoRestartAgent` property must be set to `true` for this property to take effect.

This property is valid only if the value of the `RespositoryDirectory` property is set to `<REMOTE>` (the value of `BrokerType` is `ICS`).

The default value is `10`.

PollEndTime

The PollEndTime property specifies the time to stop polling the event queue. The format is *HH:MM*, where *HH* is 0 through 23 hours, and *MM* represents 0 through 59 minutes.

You must provide a valid value for this property. The default value is *HH:MM* without a value, and it must be changed.

If the adapter runtime detects:

- PollStartTime set and PollEndTime not set, or
- PollEndTime set and PollStartTime not set

it will poll using the value configured for the PollFrequency property.

PollFrequency

The PollFrequency property specifies the amount of time (in milliseconds) between the end of one polling action and the start of the next polling action. This is not the interval between polling actions. Rather, the logic is as follows:

- Poll to obtain the number of objects specified by the value of the PollQuantity property.
- Process these objects. For some connectors, this may be partly done on separate threads, which execute asynchronously to the next polling action.
- Delay for the interval specified by the PollFrequency property.
- Repeat the cycle.

The following values are valid for this property:

- The number of milliseconds between polling actions (a positive integer).
- The word *no*, which causes the connector not to poll. Enter the word in lowercase.
- The word *key*, which causes the connector to poll only when you type the letter *p* in the connector Command Prompt window. Enter the word in lowercase.

The default is 10000.

Important: Some connectors have restrictions on the use of this property. Where they exist, these restrictions are documented in the chapter on installing and configuring the adapter.

PollQuantity

The PollQuantity property designates the number of items from the application that the connector polls for. If the adapter has a connector-specific property for setting the poll quantity, the value set in the connector-specific property overrides the standard property value.

This property is valid only if the value of the DeliveryTransport property is *JMS*, and the ContainerManagedEvents property has a value.

An e-mail message is also considered an event. The connector actions are as follows when it is polled for e-mail.

- When it is polled once, the connector detects the body of the message, which it reads as an attachment. Since no data handler was specified for this mime type, it will then ignore the message.

- The connector processes the first BO attachment. The data handler is available for this MIME type, so it sends the business object to Visual Test Connector.
- When it is polled for the second time, the connector processes the second BO attachment. The data handler is available for this MIME type, so it sends the business object to Visual Test Connector.
- Once it is accepted, the third BO attachment should be transmitted.

PollStartTime

The PollStartTime property specifies the time to start polling the event queue. The format is *HH:MM*, where *HH* is 0 through 23 hours, and *MM* represents 0 through 59 minutes.

You must provide a valid value for this property. The default value is HH:MM without a value, and it must be changed.

If the adapter runtime detects:

- PollStartTime set and PollEndTime not set, or
- PollEndTime set and PollStartTime not set

it will poll using the value configured for the PollFrequency property.

RepositoryDirectory

The RepositoryDirectory property is the location of the repository from which the connector reads the XML schema documents that store the metadata for business object definitions.

If the integration broker is ICS, this value must be set to set to <REMOTE> because the connector obtains this information from the InterChange Server repository.

When the integration broker is a WebSphere message broker or WAS, this value is set to <ProductDir>\repository by default. However, it may be set to any valid directory name.

RequestQueue

The RequestQueue property specifies the queue that is used by the integration broker to send business objects to the connector.

This property is valid only if the value of the DeliveryTransport property is JMS.

The default value is <CONNECTORNAME>/REQUESTQUEUE.

ResponseQueue

The ResponseQueue property specifies the JMS response queue, which delivers a response message from the connector framework to the integration broker. When the integration broker is ICS, the server sends the request and waits for a response message in the JMS response queue.

This property is valid only if the value of the DeliveryTransport property is JMS.

The default value is <CONNECTORNAME>/RESPONSEQUEUE.

RestartRetryCount

The RestartRetryCount property specifies the number of times the connector attempts to restart itself. When this property is used for a connector that is connected in parallel, it specifies the number of times the master connector application-specific component attempts to restart the client connector application-specific component.

The default value is 3.

RestartRetryInterval

The RestartRetryInterval property specifies the interval in minutes at which the connector attempts to restart itself. When this property is used for a connector that is linked in parallel, it specifies the interval at which the master connector application-specific component attempts to restart the client connector application-specific component.

Possible values for the property range from 1 through 2147483647.

The default value is 1.

ResultSetEnabled

The ResultSetEnabled property enables or disables results set support when Information Integrator is active. This property can be used only if the adapter supports DB2 Information Integrator.

This property is valid only if the value of the DeliveryTransport property is JMS, and the value of BrokerType is WMQI.

The default value is false.

ResultSetSize

The ResultSetSize property defines the maximum number of business objects that can be returned to Information Integrator. This property can be used only if the adapter supports DB2 Information Integrator.

This property is valid only if the value of the ResultSetEnabled property is true.

The default value is 0. This means that the size of the results set is unlimited.

RHF2MessageDomain

The RHF2MessageDomain property allows you to configure the value of the field domain name in the JMS header. When data is sent to a WebSphere message broker over JMS transport, the adapter framework writes JMS header information, with a domain name and a fixed value of mrm. A configurable domain name lets you track how the WebSphere message broker processes the message data.

This is an example header:

```
<mcd><Msd>mrm</Msd><Set>3</Set><Type>  
Retek_POPhyDesc</Type><Fmt>CwXML</Fmt></mcd>
```

This property is valid only if the value of BrokerType is WMQI or WAS. Also, it is valid only if the value of the DeliveryTransport property is JMS, and the value of the WireFormat property is CwXML.

Possible values are `mrm` and `xml`. The default value is `mrm`.

SourceQueue

The `SourceQueue` property designates the JMS source queue for the connector framework in support of guaranteed event delivery for JMS-enabled connectors that use a JMS event store. For further information, see “`ContainerManagedEvents`” on page 112.

This property is valid only if the value of `DeliveryTransport` is `JMS`, and a value for `ContainerManagedEvents` is specified.

The default value is `<CONNECTORNAME>/SOURCEQUEUE`.

SynchronousRequestQueue

The `SynchronousRequestQueue` property delivers request messages that require a synchronous response from the connector framework to the broker. This queue is necessary only if the connector uses synchronous execution. With synchronous execution, the connector framework sends a message to the synchronous request queue and waits for a response from the broker on the synchronous response queue. The response message sent to the connector has a correlation ID that matches the ID of the original message.

This property is valid only if the value of `DeliveryTransport` is `JMS`.

The default value is `<CONNECTORNAME>/SYNCHRONOUSREQUESTQUEUE`

SynchronousRequestTimeout

The `SynchronousRequestTimeout` property specifies the time in milliseconds that the connector waits for a response to a synchronous request. If the response is not received within the specified time, the connector moves the original synchronous request message (and error message) to the fault queue.

This property is valid only if the value of `DeliveryTransport` is `JMS`.

The default value is `0`.

SynchronousResponseQueue

The `SynchronousResponseQueue` property delivers response messages in reply to a synchronous request from the broker to the connector framework. This queue is necessary only if the connector uses synchronous execution.

This property is valid only if the value of `DeliveryTransport` is `JMS`.

The default is `<CONNECTORNAME>/SYNCHRONOUSRESPONSEQUEUE`

TivoliMonitorTransactionPerformance

The `TivoliMonitorTransactionPerformance` property specifies whether IBM Tivoli Monitoring for Transaction Performance (ITMTP) is invoked at run time.

The default value is `false`.

WireFormat

The `WireFormat` property specifies the message format on the transport:

- If the value of the RepositoryDirectory property is a local directory, the value is CwXML.
- If the value of the RepositoryDirectory property is a remote directory, the value is CwBO.

WsifSynchronousRequestTimeout

The WsifSynchronousRequestTimeout property specifies the time in milliseconds that the connector waits for a response to a synchronous request. If the response is not received within the specified time, the connector moves the original synchronous request message (and an error message) to the fault queue.

This property is valid only if the value of BrokerType is WAS.

The default value is 0.

XMLNamespaceFormat

The XMLNamespaceFormat property specifies short or long namespaces in the XML format of business object definitions.

This property is valid only if the value of BrokerType is set to WMQI or WAS.

The default value is short.

Appendix B. Connector-specific configuration properties

Connector-specific configuration properties provide information needed by the connector at runtime. Connector-specific properties also provide a way of changing static information or logic within the connector without having to recode and rebuild it.

Table 15 lists the connector-specific configuration properties for the connector. See the sections that follow for explanations of the properties.

Table 15. Connector-specific configuration properties

Name	Possible values	Default value	Required
ApplicationPassword	<i>Password for connector user account</i>		Yes*
ApplicationUserName	<i>Name of connector user account</i>		Yes*
ArchiveProcessed	true or false	true	No
ArchiveTableName	<i>Name of archive queue table</i>	xworlds_archive_events	Yes if Archive Processed is true
AutoCommit	true or false	false	No
CheckforEventTableInInit	true or false	true	No
ChildUpdatePhyDelete	true or false	false	No
CloseDBCConnection	true or false	false	No
ConnectorID	<i>Unique ID for the connector</i>	null	No
DatabaseURL	<i>Name of the database server</i>		Yes
DateFormat	<i>A time pattern String</i>	MM/dd/yyyy HH:mm:ss	No
DriverConnectionProperties	<i>Additional JDBC driver connection properties</i>		No
DriverSupportForLong	true or false	true	No
EventKeyDel	<i>Delimiter character or characters for object key column of event table</i>	semicolon (;)	No
EventOrderBy	none, <i>ColumnName, ColumnName, ...]</i>		No
EventQueryType	Fixed or Dynamic	Fixed	No
EventTableName	<i>Name of event queue table</i>	xworlds_events	Yes, if polling is required; null (as a string) if polling is not required
JDBCDriverClass	driver classname		Yes
MaximumDatabaseConnections	<i>Number of simultaneous database connections</i>	5	Yes
PingQuery	SELECT 1 FROM <i><tablename></i>		No
PollQuantity	Values are 1 to 500	1	No
PreparedStatementCacheSize	<i>Maximum number of prepared statements to be cached for each connection in JDBC connection pool</i>	40	No
PreserveUIDSeq	true or false	true	No
QueryTimeOut	Integer value in seconds		No
RDBMS.initsession	<i>SQL statement that initializes every database session</i>		No
RDBMSVendor	DB2, MSSQLServer, Oracle, <i>Others</i>		Yes

Table 15. Connector-specific configuration properties (continued)

Name	Possible values	Default value	Required
ReplaceAllStr	true or false	false	No
ReplaceStrList	A set composed of a single character, a character delimiter, and the character's substitution string. Also, multiple such sets with a termination delimiter between them.	Q,DSQ Note: In the connector configuration tool, these characters represent a single quotation mark, followed by a comma, followed by two single quotation marks.	No
RetryCountAndInterval	<i>Count, interval in seconds</i>	3,20	No
ReturnDummyBOForSP	true or false	false	No
SchemaName	Schema on which the events reside		No
SelectiveCommitForPoll	true or false	false	No
SPBeforePollCall	Name of the stored procedure to be executed for each poll call		No
StrDelimiter	The character and termination delimiters used in the ReplaceStrList property	,:	No
TimingStats	0, 1, 2	0	No
UniqueIDTableName	<i>Name of table used for generation of IDs</i>	xworlds_uid	No
UseDefaults	true or false	false	Yes
UseDefaultsForCreatingChildBOs	true or false	false	No
UseDefaultsWhenPolling	true or false	true	No

*ApplicationPassword and ApplicationUserName are not required if you are using trusted authentication.

Property details

The connector-specific configuration properties are described below.

ApplicationPassword

Password for the connector's user account.

There is no default value.

ApplicationUserName

Name of the connector's user account.

There is no default value.

ArchiveProcessed

Specifies whether the connector archives events for which there are no current subscriptions.

Set this property to true to cause events to be inserted into the archive table before they are deleted from the event table.

Set this property to false to cause the connector not to perform archive processing. In this case, it does not check the value of the `ArchiveTableName` property. If `ArchiveProcessed` is set to false, the connector performs the following behavior:

- If the event is successfully processed, the connector deletes it from the event table and does not archive it.
- If the connector does not subscribe to the event's business object, the connector leaves the event in the event table and changes its event status to Unsubscribed. For subscription information specific to your integration broker, refer to the broker's implementation guide.
- If the business object encounters a problem while being processed, the connector leaves the event in the event table with event status of Error.

If this property is set to false and the poll quantity is low, the connector appears to be polling the event table, but it is simply picking up the same events repeatedly.

If this property has no value, the connector assumes the value to be true. If the `ArchiveTableName` property also has no value, the connector assumes the archive table's name is `xworlds_archive_events`.

The default value is true.

ArchiveTableName

Name of archive queue table.

If the `ArchiveProcessed` property is set to false, it is unnecessary to set a value for this property.

This property is enabled for use with bidirectional languages.

The default name is `xworlds_archive_events`.

AutoCommit

This property makes the `AutoCommit` setting configurable. When set to true, all transactions are automatically committed. Some databases (such as Sybase) require `AutoCommit` to be set to true. If set to false, stored procedures on Sybase will fail.

If the database connection is lost, the connector will attempt to create a new connection to restart the complete processing as long as `AutoCommit` is set to false. If the new connection is invalid, or if `AutoCommit` is set to true, the connector returns `APPRESPONSETIMEOUT`, which results in the termination of the connector.

The default value is false.

CheckforEventTableInInit

Setting this connector property to false prevents the connector from checking for the existence of the event and archive tables during connector initialization. It is recommended that you always set it to true unless the JDBC driver you are using does not support the JDBC class `DatabaseMetaData`.

When the property is set to false, although the connector does not check for the existence of `EventTable` and `ArchiveTable`, the event and archive tables should

always exist because the connector uses them during the initialization process. To prevent the connector from using the event and archive tables during initialization, set the property `EventTableName` to `null`.

The default value is `true`.

ChildUpdatePhyDelete

During an update operation, specifies how the connector handles data represented by a child business object that is missing from the incoming business object but exists in the database.

Set this property to `true` to cause the connector to physically delete the data record from the database.

Set this property to `false` to cause the connector to logically delete the data record from the database by setting the status column to the appropriate value. The application-specific information obtains the name of the status column and its value from the `StatusColumnValue (SCN)` parameter specified in its business-object level application-specific information. For more information, see “Application-specific information at the business-object level” on page 37.

Default value is `false`.

CloseDBConnection

This property makes the closing of the database connection configurable. When set to `true`, for every service call request and poll call, the database connection is closed. Setting this property to `true` impairs performance and is not advisable.

The default value is `false`.

ConnectorID

A unique ID for the connector. This ID is useful to retrieve events for a particular instance of the connector.

Default value is `null`.

DatabaseURL

Name of the database server to which the connector should connect.

If you use the WebSphere Business Integration system branded `SQLServer` driver, the recommended URL is:

```
jdbc:ibm-crossworlds:sqlserver://MachineName:PortNumber;DatabaseName=DBname
```

Important

If `AutoCommit` is set to `false`, you must set an additional parameter, `SelectMethod`: `jdbc:ibm-crossworlds:sqlserver://MachineName:PortNumber;DatabaseName=DBname; SelectMethod=cursor`

By default, `SelectMethod` is set to `direct`. For more information, see “AutoCommit” on page 127.

You must provide a value for this property in order for the connector to process successfully.

This property may be enabled for use with bidirectional languages, depending on the RDBMS database used. If the database supports bidirectional script, the Adapter for JDBC transforms only the database name component of this property.

DateFormat

Specifies the date format that the connector expects to receive and return. This property supports any format that is based on the syntax as contained in Table 16.

Table 16 defines the DateFormat syntax using a time pattern string. In this pattern, all ASCII letters are reserved as pattern letters.

Table 16. DateFormat syntax

Symbol	Meaning	Presentation	Example
G	era designator	(Text)	AD
y	year	(Number)	1996
M	month in year	(Text & Number)	July & 07
d	day in month	(Number)	10
h	hour in am/pm(1-12)	(Number)	12
H	hour in day(0-23)	(Number)	0
m	minute in hour	(Number)	30
s	second in minute	(Number)	55
S	millisecond	(Number)	978
E	day in week	(Text)	Tuesday
D	day in year	(Number)	189
F	day of week in month	(Number)	2 (2nd Wed in July)
w	week in year	(Number)	27
W	week in month	(Number)	2
a	am/pm marker	(Text)	PM
k	hour in day(1-24)	(Number)	24
K	hour in am/pm(0-11)	(Number)	0
z	time zone	(Text)	Pacific Standard Time
'	escape for text	(Delimiter)	
''	single quote	(Literal)	'

Table 17. Examples using the US locale

Format pattern	Result
"yyyy.MM.dd G 'at' hh:mm:ss z"	1996.07.10 AD at 15:08:56 PDT
"EEE, MMM d, ''yy"	Wed, July 10, '96
"h:mm a"	12:08 PM
"hh 'o''clock' a, zzzz"	12 o'clock PM, Pacific Daylight Time
"K:mm a, z"	0:00 PM, PST
"yyyy.MMMM.dd GGG hh:mm aaa"	1996.July.10 AD 12:08 PM

DriverConnectionProperties

Besides the user name and password, a JDBC driver might need additional properties or information. The `DriverConnectionProperties` connector property will take additional properties that a JDBC driver needs, as name-value pairs. The properties should be specified as follows:

```
property1=value1[:property2=value2...]
```

The properties must be given as name value pairs, separated by semi-colons. The property is separated from its value by an equal sign (with no extra spaces).

For example, assume the JDBC driver needs license information and port number. The property name it expects for license information is `MyLicense` and the value is `ab23jk5`. The property name it expects for port number is `PortNumber` and value is `1200`. The `DriverConnectionProperties` should be set to the value `MyLicense=ab23jk5;PortNumber=1200`.

DriverSupportForLong

Specifies how integer parameters are handled for `PreparedStatements` and `StoredProcedures`. When this property is true, `setLong` is used to set the integer parameter. When it is false, `setInt` is used to set the parameter.

The default value is true.

EventKeyDel

Specifies the delimiter when the `object_key` column of the event table contains multiple attribute values.

There are two ways to retrieve the business object that has been created, updated, or deleted in the triggering application.

- The first is to populate the `object_key` column with values for attributes that are keys in a business object. Set the `EventKeyDel` configuration property to a single character that is not part of the key field. For **example**, if the delimiter is specified as `“;”`, then the `object_key` will be as follows: `xxx;123`
- The second is to populate the `object_key` column with values for any attribute in a business object. These values should be represented as `name_value` pair. The first delimiter will be for the `name_value` and the second is for the keys. For example, if the delimiter is specified as `“=”`, then the `object_key` will be as follows: `CustomerName=xxx;CustomerId=123;`

If the delimiter is specified as `“=”`, then the `object_key` will be as follows:
`CustomerName=xxx:CustomerId=123:`

Note: The order in which the key values are defined should follow the same order as the key attributes in a business object.

Important: If you use `Date` attribute data, avoid using a colon (`:`) delimiter, because it may be included in the attribute's data.

The default value is a semicolon (`;`), which is based on keys, not `name_value` pairs.

EventOrderBy

Specifies whether to turn off the ordering of events, or specifies an order of event processing that is different from the default order.

By default, at each poll the connector pulls only the number of events specified in its `PollQuantity` property, and orders event processing by the values in the `event_time` and `event_priority` columns of the Event table.

To cause the connector not to order events, set the value of this property to `none`.

To cause the connector to order by different columns in the Event table, specify the names of those columns. Separate column names with a comma (,). Specifying a value for this property overrides the default behavior.

This property is enabled for use with bidirectional languages.

There is no default value for this property.

EventQueryType

The `EventQueryType` property is used to indicate whether the connector should dynamically generate a query to retrieve events from the event table or use its built-in query. For the dynamically generated query, the connector maps its event structure to the columns in the event table. The order of the data in the table columns is very important. Please refer to the “Event and archive table schema” on page 91 to view the correct order.

If the value in the `EventQueryType` is `Fixed` (as a string), the default query is executed. If the value is set to `Dynamic` (as a string), a new query is built by getting the column names from the table that is specified in the “`EventTableName`” property.

The event table column names can change but the order and data type of the columns must remain the same as specified in the event table creation section. “`EventOrderBy`” on page 130 will be appended to either the default or the dynamically generated query.

If the `EventQueryType` property is not added or it contains no value, it is defaulted to `Fixed`.

Default value is `Fixed` (as a string).

EventTableName

Name of event queue table, which is used by the connector’s polling mechanism.

Set this to `null` (as a string) when polling is turned off for the connector. This prevents validation of the existence of the event and archive tables.

For a user-defined event table, ensure that the `event_id` maps to one of the following JDBC types: `INTEGER`, `BIGINT`, `NUMERIC`, `VARCHAR`.

This property is enabled for use with bidirectional languages.

The default name is `xworlds_events`.

JDBCDriverClass

Specifies the class name of a driver. To use a particular JDBC driver, specify the driver's class name in this configuration property. For example, to specify the Oracle thin driver, set the value of this property to:
`oracle.jdbc.driver.OracleDriver`.

For more information, see "Enabling multi-driver support" on page 65 and "UseDefaultsForCreatingChildBOs" on page 137.

No default value is provided.

MaximumDatabaseConnections

Specifies the maximum number of simultaneous database connections allowed. At runtime, the number of open database connections is the sum of this value plus 1.

If the property "PreserveUIDSeq" on page 133 is set to false, then at runtime the number of open database connections is the sum of this value plus 2.

The default value is 5.

PingQuery

Specifies the SQL statement or stored procedure that the connector executes to check database connectivity.

The following is an example of an SQL statement used as a ping query:

```
SELECT 1 FROM <tablename>
```

The following is an example of a stored procedure call (sampleSP) used as a ping query with an Oracle or DB2 database:

```
call sampleSP( )
```

Note that stored procedure calls cannot have output parameters. If an input parameter is required by the database, the input value must be specified as part of the ping query. For example:

```
Call checkproc(2)
```

There is no default value. For more information, see "Lost database connections" on page 6 and "Loss of connection to the application" on page 96.

PollQuantity

Number of rows in the database table that the connector retrieves per polling interval. Allowable values are 1 to 500.

The default value is 1.

PreparedStatementCacheSize

The maximum number of prepared statements that will be cached for each connection in the JDBC connection pool, if caching is enabled.

The default value is 40.

PreserveUIDSeq

Specifies whether or not the incoming unique ID sequence will be preserved in the unique identifier table.

If set to true, the unique ID is not committed until the business object is successfully processed in the destination application. All other processes attempting to access the unique identifier table must wait until the transaction is committed.

If set to false, the unique ID is committed when the business object requests it. The business object processing and the unique ID processing each have their own transaction block (internal to the connector). This is only possible if the transaction relating to the unique identifier table has its own connection.

Note: If this property is not added to the connector configuration, the default behavior is the same as if this property were added and set to true. Also, if “AutoCommit” on page 127 is set to true, the connector executes the same behavior as if PreserveUIDSeq is set to false.

If the “PreserveUIDSeq” property is set to false, then at runtime the number of open database connections is the sum of this value plus 2.

The default value is true.

QueryTimeout

The value of this property is an integer in seconds that sets the QueryTimeout for all Retrieves to the number of seconds specified. If the value is not specified, it implies that no timeout is set on the query. If the query takes longer than the number of seconds specified, the database produces an SQL Exception that is captured. The associated message is logged in the log file.

No default value is provided.

RDBMS.initsession

SQL statement that initializes every session with the database. The connector takes a query and executes it at startup. There should not be a return value for this query. The property name is required, but a value is not.

There is no default value.

RDBMSVendor

Specifies which RDBMS the connector uses for special processing. Set the value of this property to DB2, Oracle or MSSQLServer if you are using an IBM DB2, Oracle or Microsoft SQL Server database. If you are using a different database, set the value to the name of that database or to Others.

If using a non-default database, ensure that the proper driver is loaded. If this property is set to Others, the connector determines which database to use by locating the driver.

A value is required for the connector to process successfully.

No default value is provided.

ReplaceAllStr

Specifies whether the connector replaces all instances of each character identified in the ReplaceStrList property with the substitution string specified in that property. The connector evaluates ReplaceAllStr only if the ESC=[true|false] parameter of each attribute's AppSpecificInfo property does not contain a value. In other words, if the ESC parameter has been specified, its value takes precedence over the value set for the ReplaceAllStr property. To cause the connector to use the value of ReplaceAllStr, verify that the ESC parameter has not been specified.

The default value of ReplaceAllStr is false.

Note: The ESC parameter and the ReplaceAllStr and ReplaceStrList properties provide support for database escape character functionality (for example, to escape single quotation marks).

ReplaceStrList

Specifies one or more substitution sets, each composed of an individual character to be replaced, a character delimiter, and a substitution string. The connector performs this substitution on an attribute's value only if a value has been specified for the ESC=[true|false] parameter of the attribute's AppSpecificInfo property or for the connector's ReplaceAllStr property.

Note: The ESC parameter and the ReplaceAllStr and ReplaceStrList properties provide support for database escape character functionality (for example, to escape single quotation marks).

The syntax for this attribute is:

```
single_char1,substitution_str1[:single_char2,substitution_str2[:...]]
```

where:

<i>single_char</i>	A character to be replaced.
<i>substitution_str</i>	The substitution string that the connector uses to replace the character.
,	The character delimiter, which separates the character to be replaced from the string that replaces it. By default, the character delimiter is a comma (.). You can configure this delimiter by setting the first delimiter in the StrDelimiter property.
:	The termination delimiter, which separates substitution sets (each of which is composed of the character to be replaced, a character delimiter, and the substitution string). By default, the termination delimiter is a colon (:). You can configure this delimiter by setting the second delimiter in the StrDelimiter property.

For example, assume you want to replace a single percent sign (%) with two percent signs (%%), and a caret (^) with a backslash and a caret (\^). By default, StrDelimiter specifies a comma (,) as the character delimiter, and a colon (:) as the termination delimiter. If you keep the default delimiters, use the following string as the value of ReplaceStrList:

```
%,%:^\,^
```

Note: A restriction of the connector configuration tool prevents entering single quotation marks. Therefore, you must represent a single quotation with the character Q, and two single quotations with the characters DSQ. In the above example, if you also want to substitute a single quotation mark (') with two single quotation marks (''), use the following notation: Q,DSQ:%,%:^,\^

This property is enabled for use with bidirectional languages.

RetryCountAndInterval

Specifies the number of attempts and the interval in seconds that the connector should use when it is unable to lock data while performing an update operation.

Before it performs an update, the connector locks rows related to the update and attempts to retrieve current data. If the connector cannot lock the rows, it tries again to get the lock for the count and interval specified in this configuration property. The connector eventually times out if the lock is not obtainable within the values specified here.

Specify the value in the format: count, interval in seconds. For example, a value of 3,20 specifies three retries with an interval of 20 seconds in between.

The default is 3,20.

ReturnDummyBOForSP

This property is used to return output parameters even when the result set is empty.

In the case of RetrieveSP, a result set is returned. If the result set is empty, no business objects are created, and the output parameters returned by the procedure call cannot be retrieved. However, if ReturnDummyBOForSP is true, a dummy business object with values from output and input/output parameters populated in the corresponding attributes will be returned.

The default value is false.

SchemaName

This property limits the search for the event and archive tables to within that particular schema. If this property is not added or if it is left empty, the connector will search all of the schemas that the user has access to. This SchemaName is also used when building the queries to access the event and archive tables.

The Oracle database provides support for schema names. For Microsoft SQL server or DB2, a schema name can refer to a database owner name; however, refer to the respective JDBC driver documentation for specific information.

Note: DB2 schema names are case sensitive. You must specify the schema name in uppercase letters.

This property is enabled for use with bidirectional languages.

No default value is provided.

SelectiveCommitForPoll

Specifies when commits to the database will take place. If `true`, then only one commit will occur, after an event has been processed. If `false`, then the standard behavior occurs; commits to the database will take place at each stage of event processing.

The default value is `false`.

SPBeforePollCall

This property names the stored procedure that is executed for every poll call. If the property `SPBeforePollCall` has a value (the name of a stored procedure), then at the start of each poll call, the connector calls the stored procedure, passing it the values of the connector properties `ConnectorID` and `PollQuantity`. The procedure will update `PollQuantity` number of rows, setting the connector-id column to `ConnectorID` where `status=0` and connector-id is `null`. This enables load balancing in the connector.

Note: In the case where a poll call fails prematurely (the database is down, or the connection is lost), the connector-id remains set. This may result in records being skipped during polling. It is therefore recommended that periodically, the connector-id is reset back to `null` for all records in the event table with a status of 0.

This property is enabled for use with bidirectional languages.

StrDelimiter

Specifies the character and termination delimiters for use in the `ReplaceStrList` property.

- The character delimiter separates the character to be replaced from the string that replaces it. The character delimiter occupies the first (left-hand) position of this property's values and defaults to a comma (,).
- The termination delimiter separates substitution sets (each of which is composed of the character to be replaced, a character delimiter, and the substitution string). The termination delimiter occupies the second (right-hand) position of this property's values and defaults to a colon (:).

You can specify your own value for either or both of these delimiters. If you do so, do not specify a space or other character between them.

Default value is a comma followed immediately by a colon (, :)

TimingStats

Allows you to time each verb operation of the connector to look for problems. Available settings are:

- | | |
|---|---|
| 0 | No timing statistics |
| 1 | Timing displayed at entry and exit of the verb operation for an entire hierarchical business object |
| 2 | Timing displayed at entry and exit of each verb operation for each individual business object in a hierarchical business object |

Timing messages are log messages rather than trace messages. They can be turned on and off, independent of trace levels.

The default value is 0.

UniqueIDTableName

Specifies the table that contains the latest value used for generation of a unique ID. By default, the table has one column (id). You can customize the table to add a column for each attribute that requires generation of a UID.

This property is enabled for use with bidirectional languages.

The default value is `xworlds_uid`.

UseDefaults

If `UseDefaults` is set to `true` or is not set, the connector checks whether a valid value or a default value is provided for each required business object attribute. If a value is provided, the `Create` succeeds; otherwise, it fails.

If `UseDefaults` is set to `false`, the connector checks only whether a valid value is provided for each required business object attribute; the `Create` operation fails if a valid value is not provided.

The default value is `false`.

UseDefaultsForCreatingChildBOs

If `UseDefaultsForCreatingChildBOs` is set to `true` or is not set, the connector checks whether a valid value or a default value is provided for each required business object attribute. If a value is provided, the `Create` succeeds; otherwise, it fails.

If `UseDefaultsForCreatingChildBOs` is set to `false`, the connector checks only whether a valid value is provided for each required business object attribute; the `Create` operation fails if a valid value is not provided.

The default value is `false`.

UseDefaultsWhenPolling

If `UseDefaultsWhenPolling` is set to `true`, the default values will be set in the business object before it is retrieved from the database and dispatched to the server.

If `UseDefaultsWhenPolling` is set to `false`, the default values will not be set in the business object before it is retrieved from the database and dispatched to the server.

The default value is `true`.

Note: This connector-specific configuration property replaces `UseDefaultsForRetrieve`.

Appendix C. Business object samples

This appendix details the sample business objects that are included with the connector for JDBC. The JDBC connector includes the following business object samples:

- AfterUpdateSPSampleBO.txt
- BeforeCreateSPSampleBO.txt
- BOwithDifferentParameterOrder.txt
- BOwithIOandOPParams.txt
- BOwithFewerSPParamsthanBOAttribs.txt
- CreateSPUpdateSPSampleBO.txt

AfterUpdateSPSampleBO.txt

Attribute name: AfterUpdateSP

Contains the Jdbctest_Customer business object. Application-specific information of this attribute contains the following information:

SPN=UpdateAllColumns;IP=fid:CustomerName:CustomerNumber:CustomerDesc. UpdateAllColumns is the name of the stored procedure that uses all four business object attributes (fid, CustomerName, CustomerNumber and CustomerDesc) as input parameters. This stored procedure is executed after the Update operation is completed.

BeforeCreateSPSampleBO.txt

Attribute name: BeforeCreateSP

Contains the Jdbctest_Customer business object. Application-specific information of this attribute contains the following information: SPN=GetCustomerID;OP=fid

GetCustomerID is the name of the stored procedure that uses the fid business object attribute as an output parameter (preferably to get an ID value from a MasterID table). The stored procedure is executed before the Create operation is completed.

BOwithDifferentParameterOrder.txt

Attribute name: AfterRetrieveSP

Contains the Jdbctest_Address business object. Application-specific information of this attribute contains the following information:

SPN=UpdateAddress;IP=addressid;IP=zipcode:city:street. UpdateAddress is the name of the stored procedure that uses all the business object attributes as input parameters (preferably to update the address in a table other than Jdbctest_Address). Note that the parameter order differs from that of the business object attribute order and that it contains more than one name:value pair for the input parameters. The stored procedure is executed after the Retrieve operation is completed.

BOwithIOandOPParams.txt

Attribute name:RetireveSP

Contains the Jdbctest_Address business object. Application- specific information of this attribute contains the following information:

SPN=RetrieveAddress;IO=addressid;OP=street:city:zipcode. RetrieveAddress is the name of the stored procedure that uses the business object attribute addressid as an input/output parameter. It also uses the remaining business object attributes as output parameters: zipcode, city, street . The stored procedure is executed instead of the Retrieve operation.

BOwithFewerSPPParamsthanBOAttribs.txt

Attribute name:AfterUpdateSP

Contains the Jdbctest_Address business object. Application- specific information of this attribute contains the following information:

SPN=UpdateZipOnly;IP=addressid:zipcode. UpdateZipOnly is the name of the stored procedure that uses the addressid and zipcode business object attributes as input parameters. Note that the total number of stored procedure parameters is less than the total number of business object attributes.

CreateSPUpdateSPSampleBO.txt

Attribute name:CreateSP

Contains the Jdbctest_Address business object. Application- specific information of this attribute contains the following information:

SPN=CreateAddress;IP=addressid;IP=street:city:zipcode. CreateAddress is the name of the stored procedure that uses all four business object attributes as input parameters. Note that it contains more than one name:value pair for the input parameters. The stored procedure is executed instead of the Create operation. This business object also contains the UpdateSP attribute. It contains the following text: SPN=UpdateCity;IP=addressid:city. UpdateCity is the name of the stored procedure that uses addressid and city as input parameters. Note that the total number of stored procedure parameters is less than the total number of business attributes. The stored procedure is executed instead of the Update operation.

Appendix D. Overview of stored procedures and sample business objects for Oracle Applications

This appendix provides overview information about the stored procedures and sample business objects included with the IBM WebSphere Business Integration Adapter for JDBC, and provided for use with Oracle Applications. When the Adapter for JDBC is part of an integration solution between WebSphere products and Oracle Applications, use the samples as models for developing custom business objects for Oracle applications. The samples are based on the standard schema for Oracle 11i Applications.

Overview of stored procedures

When processing business object requests, the connector uses stored procedures to invoke APIs that operate on the data present in the interface tables to perform the required operations on the application base tables. These required operations are insert, update, and delete. A stored procedure is a schema object that encapsulates a set of operations that the connector performs on an object in the Oracle application database.

The connector calls stored procedures under the following circumstances:

- Before processing a business object, to perform preparatory operational processes
- After processing a business object, to perform post-operational processes
- To perform a set of operations on a business object instead of using a simple INSERT, UPDATE, RETRIEVE, or DELETE statement

Note: For event notification, the connector uses triggers on the application base tables to generate event business objects. Stored procedures are not used for event notification.

Included with the connector are sample business objects and wrapper stored procedures that demonstrate how to invoke concurrent programs and APIs using the connector's stored procedure functionality. Table 18 lists the sample business objects and their corresponding wrapper stored procedures.

Table 18. Sample business objects and wrapper stored procedures

Sample business objects	Wrapper stored procedure
BO_ORACLEAPPS_CUSTINTERFACE	CW_CUSTOMER_INTERFACE
BO_ORACLEAPPS_CUSTRETRIEVE	Not applicable. This object is based on views.
BO_ORACLEAPPS_ITEMINTERFACE	CW_ITEM_INTERFACE
BO_ORACLEAPPS_ITEMRETRIEVE	Not applicable. This object is based on views.
BO_ORACLEAPPS_ORDER	CW_PUBLIC_API_PROCESS_ORDER
BO_ORACLEAPPS_ORDERRETRIEVE	Not applicable. This object is based on views.

The sample wrapper stored procedures CW_CUSTOMER_INTERFACE and CW_ITEM_INTERFACE contain logic to call the concurrent program. The parameters required to run the concurrent program can be taken from the business object or can be found in the wrapper stored procedures. The sample stored procedures take their parameters from attributes in the business objects.

The sample business objects and wrapper stored procedures are located in Appendix E, “Business object and stored procedure samples for Oracle Applications,” on page 145

Customer business object

In Oracle, some of the Receivables objects have been modified, and a new schema, HZ, has been added. Customer data is now stored in the HZ tables. Views such as RA_CUSTOMERS and RA_ADDRESSES are built on these HZ tables.

Customer and related business objects such as Address, Contacts, Sites, and Site_Usage can be maintained by using either the HZ tables or the Customer Interface. The sample business object BO_ORACLEAPPS_CUSTINTERFACE for Oracle uses the Customer Interface to maintain data in the application.

The Customer Interface includes the following five tables:

RA_CUSTOMER-INTERFACE
RA_CUSTOMER_PROFILES_INTERFACE
RA_CONTACT_PHONES_INTERFACE
RA_CUSTOMER_BANKS_INTERFACE
RA_CUST_PAY_METHOD_INTERFACE

The Customer business object is hierarchical. Customer details, addresses, and sites details are inserted into the RA_CUSTOMER_INTERFACE table. The details of profile, contact details, bank details, and payment methods are inserted into the RA_CUSTOMER_PROFILES_INTERFACE, RA_CONTACT_PHONES_INTERFACE, RA_CUSTOMER_BANKS_INTERFACE, and RA_CUST_PAY_METHOD_INTERFACE tables.

Once data has been inserted into the Customer Interface tables, the Customer Interface concurrent program must be run to import the customer data into the HZ tables. Three options are available for running the Customer Interface concurrent program:

- The application administrator can run the program manually.
- The application administrator can schedule the program to run at set intervals using the scheduling feature in Oracle.
- A wrapper stored procedure can be written to invoke the concurrent program each time data is inserted into the Customer Interface tables. The sample wrapper stored procedure CW_CUSTOMER_INTERFACE provides an example of this.

The Customer Interface concurrent program generates log and out files that detail the customers imported into the Oracle application. The log and out files also contain error messages generated in the event that the interface table data conflicts with the Receivables setup. Check your specific Oracle installation to determine the directory where the log and out files are written.

Note: Because the concurrent program is used to import data into the HZ tables, key values are not returned.

The Customer Interface allows only Create and Update operations. Create and Update operations are both performed using the Create verb. Delete is not supported through the Customer Interface. However, a logical delete can be performed by updating the customer status to “Inactive”. Retrieve operations must

use either the base tables or a view defined on the base tables. The sample business object `BO_ORACLEAPPS_CUSTRETRIEVE` supports Retrieve operations based on the interface tables.

Inventory item business object

The sample Item business object for the connector populates data directly into the `MTL_SYSTEM_ITEM` base table. The sample Item business object, which is hierarchical, uses the Item Interface tables. The following three tables must be populated in the Item Interface:

- `MTL_SYSTEM_ITEMS_INTERFACE`—holds information about Item
- `MTL_ITEM_REVISIONS_INTERFACE`—holds information required for revision control
- `MTL_ITEM_CATEGORIES_INTERFACE`—holds all the details of item categories

After data has been inserted into the Item Interface tables, the Item Interface concurrent program must be run to import the data into the application tables. Three options are available for running the Item Interface concurrent program:

- The application administrator can run the program manually.
- The application administrator can schedule the program to run at set intervals using the scheduling feature in Oracle.
- A wrapper stored procedure can be written to invoke the concurrent program each time data is inserted into the Item Interface tables. The sample wrapper stored procedure `CW_ITEM_INTERFACE` provides an example of this.

The interface table `MTL_INTERFACE_ERRORS` stores any error messages that are generated when the Item concurrent program runs. When an error occurs, the application administrator must correct the error and remove the error record from the `MTL_INTERFACE_ERRORS` table before restarting the concurrent program.

Note: Because the concurrent program is used to import data in to the HZ tables, key values are not returned.

The Item Interface tables support Create and Update operations only. Create and Update operations both use the Create verb. Retrieve operations must use either the base tables or a view defined on the base tables. The sample business object `Item_B0` supports Retrieve and Delete operations based on the interface tables. An Item can be deleted only if it is not used in any transactions. Otherwise, you must perform a logical delete by setting the status of the item to “Inactive”.

Order business object

In the sample Order business object for the connector, data is populated into the following `S0` interface tables

- `so_headers_interface_all`
- `so_lines_interface_all`
- `so_line_details_interface`
- `so_price_adjustments_interface`
- `so_sales_credits_interface`.

The user runs the Import Order concurrent program to import the orders into the application.

In Oracle, Sales orders can be imported using interface tables and Order APIs. Oracle provides the following interface tables for order:

- OE_ACTIONS_IFACE_ALL
- OE_CREDITS_IFACE_ALL
- OE_HEADERS_IFACE_ALL
- OE_LINES_IFACE_ALL
- OE_PRICE_ADJS_IFACE_ALL
- OE_PRICE_ATTS_IFACE_ALL

The sample Order business object is designed to use the Oracle API. Oracle provides an API for each order record in the OE_Order_Pub package. These APIs cannot be accessed directly because they take parameters of type PL/SQL or RECORD. Therefore, a wrapper API is required to provide access. When data is inserted into the interface table, the wrapper API is called to take data from these tables and put it into the base tables. The sample stored procedure CW_PUBLIC_API_PROCESS_ORDER provides an example of using a wrapper API.

The Order business object for Oracle uses the same interface tables as Sales except Order does not use OE_ACTIONS_IFACE_ALL.

Additionally, the table CW_OE_API_ERRORS stores error messages that are generated during the API call. When an error occurs, the application administrator must correct the error and remove the error record from the CW_OE_API_ERRORS table before restarting the concurrent program. Here is the script for creating this error table:

```
DROP TABLE CW_Oe_Api_Errors ;

CREATE TABLE CW_Oe_Api_Errors (
  ERROR_MESSAGE VARCHAR2 (4000))
```

Procedure CW_PUBLIC_API_PROCESS_ORDER contains the logic for order processing and calls to the API routines. Calls to this procedure migrate data from the interface tables to the Oracle application base tables. When an error occurs, the application administrator must correct the error and remove the error record from the CW_OE_API_ERRORS table before restarting the concurrent program. The procedure takes the Orig_Sys_Document_Ref attribute value as its order number parameter. This attribute is present in all objects related to order. You must ensure that the Orig_Sys_Document_Ref attribute is populated with the same value across all objects in an order. This can be enforced through foreign key specifications or can be defined in the map (relevant only when using WebSphere InterChange Server as the integration broker).

The Order business object for Oracle, supports Create, Update, and Delete operations. Retrieve operations must use either the base tables or a view defined on the base tables. The sample business object BO_ORACLEAPPS_ORDERRETRIEVE supports Retrieve operations based on the interface tables.

Appendix E. Business object and stored procedure samples for Oracle Applications

This appendix details sample business objects and stored procedures included with the IBM WebSphere Adapter for JDBC, and provided for use when the adapter is part of an integration solution between WebSphere products and Oracle Applications applications. The following six business objects are described in detail:

- BO_ORACLEAPPS_CUSTINTERFACE
- BO_ORACLEAPPS_CUSTRETRIEVE
- BO_ORACLEAPPS_ITEMINTERFACE
- BO_ORACLEAPPS_ITEMRETRIEVE
- BO_ORACLEAPPS_ORDER
- BO_ORACLEAPPS_ORDERRETRIEVE

The following three sample stored procedures are described in detail:

- CW_CUSTOMER_INTERFACE
- CW_ITEM_INTERFACE
- CW_PUBLIC_API_PROCESS_ORDER

BO_ORACLEAPPS_CUST INTERFACE

Business object used for testing:

```
[ReposCopy]
Version = 3.1.0
[End]
[BusinessObjectDefinition]
Name = ORACLEAPPS_Customer_Profile_Interface_BO
Version = 1.0.0
AppSpecificInfo = TN=ra_customer_profiles_interface

  [Attribute]
  Name = customer_profile_class_name
  Type = String
  Cardinality = 1
  MaxLength = 255
  IsKey = true
  IsForeignKey = false
  IsRequired = false
  AppSpecificInfo = CN=customer_profile_class_name::::
  IsRequiredServerBound = false
  [End]
  [Attribute]
  Name = orig_system_customer_ref
  Type = String
  Cardinality = 1
  MaxLength = 255
  IsKey = false
  IsForeignKey = false
  IsRequired = true
  AppSpecificInfo = CN=orig_system_customer_ref:FK=ra_customers_interface.orig_system_customer_ref::::
  IsRequiredServerBound = false
  [End]
  [Attribute]
  Name = last_updated_by
  Type = Integer
  Cardinality = 1
  MaxLength = 1
  IsKey = false
  IsForeignKey = false
  IsRequired = true
  AppSpecificInfo = CN=last_updated_by::::
  IsRequiredServerBound = false
  [End]
  [Attribute]
```

```

Name = last_update_date
Type = Date
Cardinality = 1
MaxLength = 1
IsKey = false
IsForeignKey = false
IsRequired = true
AppSpecificInfo = CN=last_update_date::::
IsRequiredServerBound = false
[End]
[Attribute]
Name = created_by
Type = Integer
Cardinality = 1
MaxLength = 1
IsKey = false
IsForeignKey = false
IsRequired = true
AppSpecificInfo = CN=created_by::::
IsRequiredServerBound = false
[End]
[Attribute]
Name = creation_date
Type = Date
Cardinality = 1
MaxLength = 1
IsKey = false
IsForeignKey = false
IsRequired = true
AppSpecificInfo = CN=creation_date::::
IsRequiredServerBound = false
[End]
[Attribute]
Name = orig_system_address_ref
Type = String
Cardinality = 1
MaxLength = 255
IsKey = false
IsForeignKey = false
IsRequired = false
AppSpecificInfo = CN=orig_system_address_ref::::
IsRequiredServerBound = false
[End]
[Attribute]
Name = status
Type = String
Cardinality = 1
MaxLength = 255
IsKey = false
IsForeignKey = false
IsRequired = false
AppSpecificInfo = CN=status::::
IsRequiredServerBound = false
[End]
[Attribute]
Name = collector_name
Type = String
Cardinality = 1
MaxLength = 255
IsKey = false
IsForeignKey = false
IsRequired = false
AppSpecificInfo = CN=collector_name
IsRequiredServerBound = false
[End]
[Attribute]
Name = credit_checking
Type = String
Cardinality = 1
MaxLength = 255
IsKey = false
IsForeignKey = false
IsRequired = false
AppSpecificInfo = CN=credit_checking
IsRequiredServerBound = false
[End]
[Attribute]
Name = tolerance
Type = String
Cardinality = 1
MaxLength = 255
IsKey = false
IsForeignKey = false
IsRequired = false
AppSpecificInfo = CN=tolerance::::
IsRequiredServerBound = false
[End]
[Attribute]

```

```

Name = discount_terms
Type = String
Cardinality = 1
MaxLength = 255
IsKey = false
IsForeignKey = false
IsRequired = false
AppSpecificInfo = CN=discount_terms:::::
IsRequiredServerBound = false
[End]
[Attribute]
Name = dunning_letters
Type = String
Cardinality = 1
MaxLength = 255
IsKey = false
IsForeignKey = false
IsRequired = false
AppSpecificInfo = CN=dunning_letters:::::
IsRequiredServerBound = false
[End]
[Attribute]
Name = interest_charges
Type = String
Cardinality = 1
MaxLength = 255
IsKey = false
IsForeignKey = false
IsRequired = false
AppSpecificInfo = CN=interest_charges:::::
IsRequiredServerBound = false
[End]
[Attribute]
Name = statements
Type = String
Cardinality = 1
MaxLength = 255
IsKey = false
IsForeignKey = false
IsRequired = false
AppSpecificInfo = CN=statements:::::
IsRequiredServerBound = false
[End]
[Attribute]
Name = credit_balance_statements
Type = String
Cardinality = 1
MaxLength = 255
IsKey = false
IsForeignKey = false
IsRequired = false
AppSpecificInfo = Cn=credit_balance_statements:::::
IsRequiredServerBound = false
[End]
[Attribute]
Name = credit_hold
Type = String
Cardinality = 1
MaxLength = 255
IsKey = false
IsForeignKey = false
IsRequired = true
AppSpecificInfo = CN=credit_hold:::::
IsRequiredServerBound = false
[End]
[Attribute]
Name = auto_rec_incl_disputed_flag
Type = String
Cardinality = 1
MaxLength = 255
IsKey = false
IsForeignKey = false
IsRequired = false
AppSpecificInfo = CN=auto_rec_incl_disputed_flag:::::
IsRequiredServerBound = false
[End]
[Attribute]
Name = cons_inv_flag
Type = String
Cardinality = 1
MaxLength = 255
IsKey = false
IsForeignKey = false
IsRequired = false
AppSpecificInfo = CN=cons_inv_flag:::::
IsRequiredServerBound = false
[End]
[Attribute]

```

```

Name = cons_inv_type
Type = String
Cardinality = 1
MaxLength = 255
IsKey = false
IsForeignKey = false
IsRequired = false
AppSpecificInfo = CN=cons_inv_type::::
IsRequiredServerBound = false
[End]
[Attribute]
Name = standard_term_name
Type = String
Cardinality = 1
MaxLength = 255
IsKey = false
IsForeignKey = false
IsRequired = false
AppSpecificInfo = CN=standard_term_name::::
IsRequiredServerBound = false
[End]
[Attribute]
Name = override_terms
Type = String
Cardinality = 1
MaxLength = 255
IsKey = false
IsForeignKey = false
IsRequired = false
AppSpecificInfo = CN=override_terms::::
IsRequiredServerBound = false
[End]
[Attribute]
Name = tax_printing_option
Type = String
Cardinality = 1
MaxLength = 255
IsKey = false
IsForeignKey = false
IsRequired = false
AppSpecificInfo = CN=tax_printing_option::::
IsRequiredServerBound = false
[End]
[Attribute]
Name = charge_on_finance_charge_flag
Type = String
Cardinality = 1
MaxLength = 255
IsKey = false
IsForeignKey = false
IsRequired = false
AppSpecificInfo = CN=charge_on_finance_charge_flag::::
IsRequiredServerBound = false
[End]
[Attribute]
Name = grouping_rule_name
Type = String
Cardinality = 1
MaxLength = 1
IsKey = false
IsForeignKey = false
IsRequired = false
AppSpecificInfo = CN=grouping_rule_name::::
IsRequiredServerBound = false
[End]
[Attribute]
Name = statement_cycle_name
Type = String
Cardinality = 1
MaxLength = 255
IsKey = false
IsForeignKey = false
IsRequired = false
AppSpecificInfo = CN=statement_cycle_name::::
IsRequiredServerBound = false
[End]
[Attribute]
Name = payment_grace_days
Type = String
Cardinality = 1
MaxLength = 255
IsKey = false
IsForeignKey = false
IsRequired = false
AppSpecificInfo = CN=payment_grace_days::::
IsRequiredServerBound = false
[End]
[Attribute]

```

```

Name = credit_rating
Type = String
Cardinality = 1
MaxLength = 255
IsKey = false
IsForeignKey = false
IsRequired = false
AppSpecificInfo = CN=credit_rating::::
IsRequiredServerBound = false
[End]
[Attribute]
Name = risk_code
Type = String
Cardinality = 1
MaxLength = 255
IsKey = false
IsForeignKey = false
IsRequired = false
AppSpecificInfo = CN=risk_code::::
IsRequiredServerBound = false
[End]
[Attribute]
Name = account_status
Type = String
Cardinality = 1
MaxLength = 255
IsKey = false
IsForeignKey = false
IsRequired = false
AppSpecificInfo = CN=account_status::::
IsRequiredServerBound = false
[End]
[Attribute]
Name = percent_collectable
Type = Integer
Cardinality = 1
MaxLength = 1
IsKey = false
IsForeignKey = false
IsRequired = false
AppSpecificInfo = CN=percent_collectable::::
IsRequiredServerBound = false
[End]
[Attribute]
Name = insert_update_flag
Type = String
Cardinality = 1
MaxLength = 1
IsKey = false
IsForeignKey = false
IsRequired = true
AppSpecificInfo = CN=insert_update_flag::::
IsRequiredServerBound = false
[End]
[Attribute]
Name = ObjectEventId
Type = String
MaxLength = 255
IsKey = false
IsForeignKey = false
IsRequired = false
IsRequiredServerBound = false
[End]

[Verb]
Name = Create
[End]

[Verb]
Name = Delete
[End]

[Verb]
Name = Retrieve
[End]

[Verb]
Name = Update
[End]
[End]
[BusinessObjectDefinition]
Name = ORACLEAPPS_Customer_Bank_Interface_BO
Version = 1.0.0
AppSpecificInfo = TN=ra_customer_banks_interface

[Attribute]
Name = orig_system_customer_ref
Type = String

```

```

Cardinality = 1
MaxLength = 255
IsKey = true
IsForeignKey = false
IsRequired = false
AppSpecificInfo = CN=orig_system_customer_ref:FK=ra_customers_interface.orig_system_customer_ref
IsRequiredServerBound = false
[End]
[Attribute]
Name = bank_account_name
Type = String
Cardinality = 1
MaxLength = 80
IsKey = true
IsForeignKey = false
IsRequired = false
AppSpecificInfo = CN=bank_account_name::::
IsRequiredServerBound = false
[End]
[Attribute]
Name = primary_flag
Type = String
Cardinality = 1
MaxLength = 1
IsKey = false
IsForeignKey = false
IsRequired = true
AppSpecificInfo = CN=primary_flag::::
IsRequiredServerBound = false
[End]
[Attribute]
Name = orig_system_address_ref
Type = String
Cardinality = 1
MaxLength = 255
IsKey = false
IsForeignKey = false
IsRequired = false
AppSpecificInfo = CN=orig_system_address_ref::::
IsRequiredServerBound = false
[End]
[Attribute]
Name = start_date
Type = Date
Cardinality = 1
MaxLength = 1
IsKey = false
IsForeignKey = false
IsRequired = true
AppSpecificInfo = CN=start_date::::
IsRequiredServerBound = false
[End]
[Attribute]
Name = end_date
Type = Date
Cardinality = 1
MaxLength = 1
IsKey = false
IsForeignKey = false
IsRequired = false
AppSpecificInfo = CN=end_date::::
IsRequiredServerBound = false
[End]
[Attribute]
Name = attribute_category
Type = String
Cardinality = 1
MaxLength = 255
IsKey = false
IsForeignKey = false
IsRequired = false
AppSpecificInfo = CN=attribute_category::::
IsRequiredServerBound = false
[End]
[Attribute]
Name = attribute1
Type = String
Cardinality = 1
MaxLength = 255
IsKey = false
IsForeignKey = false
IsRequired = false
AppSpecificInfo = CN=attribute1::::
IsRequiredServerBound = false
[End]
[Attribute]
Name = last_update_date
Type = Date

```

```

Cardinality = 1
MaxLength = 1
IsKey = false
IsForeignKey = false
IsRequired = true
AppSpecificInfo = CN=last_update_date::::
IsRequiredServerBound = false
[End]
[Attribute]
Name = last_updated_by
Type = Integer
Cardinality = 1
MaxLength = 1
IsKey = false
IsForeignKey = false
IsRequired = true
AppSpecificInfo = CN=last_updated_by::::
IsRequiredServerBound = false
[End]
[Attribute]
Name = created_by
Type = Integer
Cardinality = 1
MaxLength = 1
IsKey = false
IsForeignKey = false
IsRequired = true
AppSpecificInfo = CN=created_by::::
IsRequiredServerBound = false
[End]
[Attribute]
Name = creation_date
Type = Date
Cardinality = 1
MaxLength = 1
IsKey = false
IsForeignKey = false
IsRequired = true
AppSpecificInfo = CN=creation_date
IsRequiredServerBound = false
[End]
[Attribute]
Name = last_update_login
Type = Integer
Cardinality = 1
MaxLength = 1
IsKey = false
IsForeignKey = false
IsRequired = false
AppSpecificInfo = CN=last_update_login::::
IsRequiredServerBound = false
[End]
[Attribute]
Name = org_id
Type = Integer
Cardinality = 1
MaxLength = 1
IsKey = false
IsForeignKey = false
IsRequired = false
AppSpecificInfo = CN=org_id::::
IsRequiredServerBound = false
[End]
[Attribute]
Name = ObjectEventId
Type = String
MaxLength = 255
IsKey = false
IsForeignKey = false
IsRequired = false
IsRequiredServerBound = false
[End]

[Verb]
Name = Create
[End]

[Verb]
Name = Delete
[End]

[Verb]
Name = Retrieve
[End]

[Verb]
Name = Update
[End]

```

```

[End]
[BusinessObjectDefinition]
Name = ORACLEAPPS_Customer_Payment_Method_Interface_BO
Version = 1.0.0
AppSpecificInfo = TN=ra_cust_pay_method_interface

    [Attribute]
    Name = orig_system_customer_ref
    Type = String
    Cardinality = 1
    MaxLength = 255
    IsKey = true
    IsForeignKey = false
    IsRequired = false
    AppSpecificInfo = CN=orig_system_customer_ref:FK=ra_customers_interface.orig_system_customer_ref
    IsRequiredServerBound = false
    [End]
    [Attribute]
    Name = payment_method_name
    Type = String
    Cardinality = 1
    MaxLength = 30
    IsKey = true
    IsForeignKey = false
    IsRequired = false
    AppSpecificInfo = CN=payment_method_name:::::
    IsRequiredServerBound = false
    [End]
    [Attribute]
    Name = primary_flag
    Type = String
    Cardinality = 1
    MaxLength = 1
    IsKey = false
    IsForeignKey = false
    IsRequired = true
    AppSpecificInfo = CN=primary_flag:::::
    IsRequiredServerBound = false
    [End]
    [Attribute]
    Name = orig_system_address_ref
    Type = String
    Cardinality = 1
    MaxLength = 255
    IsKey = false
    IsForeignKey = false
    IsRequired = false
    AppSpecificInfo = CN=orig_system_address_ref:::::
    IsRequiredServerBound = false
    [End]
    [Attribute]
    Name = start_date
    Type = Date
    Cardinality = 1
    MaxLength = 1
    IsKey = false
    IsForeignKey = false
    IsRequired = true
    AppSpecificInfo = CN=start_date:::::
    IsRequiredServerBound = false
    [End]
    [Attribute]
    Name = end_date
    Type = Date
    Cardinality = 1
    MaxLength = 1
    IsKey = false
    IsForeignKey = false
    IsRequired = false
    AppSpecificInfo = CN=end_date:::::
    IsRequiredServerBound = false
    [End]
    [Attribute]
    Name = attribute_category
    Type = String
    Cardinality = 1
    MaxLength = 255
    IsKey = false
    IsForeignKey = false
    IsRequired = false
    AppSpecificInfo = CN=attribute_category:::::
    IsRequiredServerBound = false
    [End]
    [Attribute]
    Name = attribute1
    Type = String
    Cardinality = 1
    MaxLength = 255

```



```

IsKey = false
IsForeignKey = false
IsRequired = false
AppSpecificInfo = CN=attribute1:::::
IsRequiredServerBound = false
[End]
[Attribute]
Name = last_update_date
Type = Date
Cardinality = 1
MaxLength = 1
IsKey = false
IsForeignKey = false
IsRequired = true
AppSpecificInfo = CN=last_update_date:::::
IsRequiredServerBound = false
[End]
[Attribute]
Name = last_updated_by
Type = Integer
Cardinality = 1
MaxLength = 1
IsKey = false
IsForeignKey = false
IsRequired = true
AppSpecificInfo = CN=last_updated_by:::::
IsRequiredServerBound = false
[End]
[Attribute]
Name = created_by
Type = Integer
Cardinality = 1
MaxLength = 1
IsKey = false
IsForeignKey = false
IsRequired = true
AppSpecificInfo = CN=created_by:::::
IsRequiredServerBound = false
[End]
[Attribute]
Name = creation_date
Type = Date
Cardinality = 1
MaxLength = 1
IsKey = false
IsForeignKey = false
IsRequired = true
AppSpecificInfo = CN=creation_date
IsRequiredServerBound = false
[End]
[Attribute]
Name = last_update_login
Type = Integer
Cardinality = 1
MaxLength = 1
IsKey = false
IsForeignKey = false
IsRequired = false
AppSpecificInfo = CN=last_update_login:::::
IsRequiredServerBound = false
[End]
[Attribute]
Name = org_id
Type = Integer
Cardinality = 1
MaxLength = 1
IsKey = false
IsForeignKey = false
IsRequired = false
AppSpecificInfo = CN=org_id:::::
IsRequiredServerBound = false
[End]
[Attribute]
Name = ObjectEventId
Type = String
MaxLength = 255
IsKey = false
IsForeignKey = false
IsRequired = false
IsRequiredServerBound = false
[End]

[Verb]
Name = Create
[End]

[Verb]
Name = Delete

```

```

[End]

[Verb]
Name = Retrieve
[End]

[Verb]
Name = Update
[End]
[End]
[BusinessObjectDefinition]
Name = ORACLEAPPS_Customer_Contact_Interface_BO
Version = 1.0.0
AppSpecificInfo = TN=RA_CONTACT_PHONES_INTERFACE

[Attribute]
Name = orig_system_customer_ref
Type = String
Cardinality = 1
MaxLength = 255
IsKey = true
IsForeignKey = false
IsRequired = false
AppSpecificInfo = CN=orig_system_customer_ref:::
IsRequiredServerBound = false
[End]
[Attribute]
Name = orig_system_address_ref
Type = String
Cardinality = 1
MaxLength = 255
IsKey = false
IsForeignKey = false
IsRequired = false
AppSpecificInfo = CN=orig_system_address_ref:::
IsRequiredServerBound = false
[End]
[Attribute]
Name = orig_system_contact_ref
Type = String
Cardinality = 1
MaxLength = 255
IsKey = false
IsForeignKey = false
IsRequired = false
AppSpecificInfo = CN=orig_system_contact_ref:::
IsRequiredServerBound = false
[End]
[Attribute]
Name = orig_system_telephone_ref
Type = String
Cardinality = 1
MaxLength = 255
IsKey = false
IsForeignKey = false
IsRequired = false
AppSpecificInfo = CN=orig_system_telephone_ref:::
IsRequiredServerBound = false
[End]
[Attribute]
Name = contact_first_name
Type = String
Cardinality = 1
MaxLength = 255
IsKey = false
IsForeignKey = false
IsRequired = false
AppSpecificInfo = CN=contact_first_name:::
IsRequiredServerBound = false
[End]
[Attribute]
Name = contact_last_name
Type = String
Cardinality = 1
MaxLength = 255
IsKey = false
IsForeignKey = false
IsRequired = false
AppSpecificInfo = CN=contact_last_name:::
IsRequiredServerBound = false
[End]
[Attribute]
Name = contact_title
Type = String
Cardinality = 1
MaxLength = 255
IsKey = false
IsForeignKey = false

```

```

IsRequired = false
AppSpecificInfo = CN=contact_title::::
IsRequiredServerBound = false
[End]
[Attribute]
Name = salutation
Type = String
Cardinality = 1
MaxLength = 255
IsKey = false
IsForeignKey = false
IsRequired = false
AppSpecificInfo = CN=salutation::::
IsRequiredServerBound = false
[End]
[Attribute]
Name = contact_job_title
Type = String
Cardinality = 1
MaxLength = 255
IsKey = false
IsForeignKey = false
IsRequired = false
AppSpecificInfo = CN=contact_job_title::::
IsRequiredServerBound = false
[End]
[Attribute]
Name = contact_attribute_category
Type = String
Cardinality = 1
MaxLength = 255
IsKey = false
IsForeignKey = false
IsRequired = false
AppSpecificInfo = CN=contact_attribute_category::::
IsRequiredServerBound = false
[End]
[Attribute]
Name = contact_attributel
Type = String
Cardinality = 1
MaxLength = 255
IsKey = false
IsForeignKey = false
IsRequired = false
AppSpecificInfo = CN=contact_attributel::::
IsRequiredServerBound = false
[End]
[Attribute]
Name = email_address
Type = String
Cardinality = 1
MaxLength = 255
IsKey = false
IsForeignKey = false
IsRequired = false
AppSpecificInfo = CN=email_address::::
IsRequiredServerBound = false
[End]
[Attribute]
Name = last_update_date
Type = Date
Cardinality = 1
MaxLength = 1
IsKey = false
IsForeignKey = false
IsRequired = true
AppSpecificInfo = CN=last_update_date::::
IsRequiredServerBound = false
[End]
[Attribute]
Name = last_updated_by
Type = Integer
Cardinality = 1
MaxLength = 1
IsKey = false
IsForeignKey = false
IsRequired = true
AppSpecificInfo = CN=last_updated_by::::
IsRequiredServerBound = false
[End]
[Attribute]
Name = creation_date
Type = Date
Cardinality = 1
MaxLength = 1
IsKey = false
IsForeignKey = false

```

```

IsRequired = true
AppSpecificInfo = CN=creation_date::::
IsRequiredServerBound = false
[End]
[Attribute]
Name = created_by
Type = Integer
Cardinality = 1
MaxLength = 1
IsKey = false
IsForeignKey = false
IsRequired = true
AppSpecificInfo = CN=created_by::::
IsRequiredServerBound = false
[End]
[Attribute]
Name = telephone
Type = String
Cardinality = 1
MaxLength = 255
IsKey = false
IsForeignKey = false
IsRequired = false
AppSpecificInfo = CN=telephone::::
IsRequiredServerBound = false
[End]
[Attribute]
Name = telephone_type
Type = String
Cardinality = 1
MaxLength = 255
IsKey = false
IsForeignKey = false
IsRequired = false
AppSpecificInfo = CN=telephone_type
IsRequiredServerBound = false
[End]
[Attribute]
Name = telephone_extension
Type = String
Cardinality = 1
MaxLength = 255
IsKey = false
IsForeignKey = false
IsRequired = false
AppSpecificInfo = CN=telephone_extension
IsRequiredServerBound = false
[End]
[Attribute]
Name = telephone_area_code
Type = String
Cardinality = 1
MaxLength = 255
IsKey = false
IsForeignKey = false
IsRequired = false
AppSpecificInfo = telephone_area_code
IsRequiredServerBound = false
[End]
[Attribute]
Name = ObjectEventId
Type = String
MaxLength = 255
IsKey = false
IsForeignKey = false
IsRequired = false
IsRequiredServerBound = false
[End]

[Verb]
Name = Create
[End]

[Verb]
Name = Delete
[End]

[Verb]
Name = Retrieve
[End]

[Verb]
Name = Update
[End]
[End]
[BusinessObjectDefinition]
Name = ORACLEAPPS_Customer_Interface_BO
Version = 1.0.0

```

```

AppSpecificInfo = TN=ra_customers_interface

[Attribute]
Name = AfterCreateSP
Type = String
Cardinality = 1
MaxLength = 0
IsKey = false
IsForeignKey = false
IsRequired = false
AppSpecificInfo = SPN=CW_Customer_Interface;IP=Userid:Responsibility_Id:Application_Id
IsRequiredServerBound = false
[End]
[Attribute]
Name = Userid
Type = Integer
Cardinality = 1
MaxLength = 1
IsKey = false
IsForeignKey = false
IsRequired = false
IsRequiredServerBound = false
[End]
[Attribute]
Name = Responsibility_Id
Type = Integer
Cardinality = 1
MaxLength = 1
IsKey = false
IsForeignKey = false
IsRequired = false
IsRequiredServerBound = false
[End]
[Attribute]
Name = Application_Id
Type = Integer
Cardinality = 1
MaxLength = 1
IsKey = false
IsForeignKey = false
IsRequired = false
IsRequiredServerBound = false
[End]
[Attribute]
Name = AfterUpdateSP
Type = String
Cardinality = 1
MaxLength = 0
IsKey = false
IsForeignKey = false
IsRequired = false
AppSpecificInfo = SPN=CW_Customer_Interface;IP=Userid:Responsibility_Id:Application_Id
IsRequiredServerBound = false
[End]
[Attribute]
Name = customer_Id
Type = Integer
Cardinality = 1
MaxLength = 1
IsKey = false
IsForeignKey = false
IsRequired = false
IsRequiredServerBound = false
[End]
[Attribute]
Name = customer_name
Type = String
Cardinality = 1
MaxLength = 50
IsKey = false
IsForeignKey = false
IsRequired = true
AppSpecificInfo = CN=customer_name::::
IsRequiredServerBound = false
[End]
[Attribute]
Name = customer_class_code
Type = String
Cardinality = 1
MaxLength = 30
IsKey = false
IsForeignKey = false
IsRequired = false
AppSpecificInfo = CN=customer_class_code
IsRequiredServerBound = false
[End]
[Attribute]
Name = customer_number

```

```

Type = Integer
Cardinality = 1
MaxLength = 1
IsKey = false
IsForeignKey = false
IsRequired = false
AppSpecificInfo = CN=customer_number:::::
IsRequiredServerBound = false
[End]
[Attribute]
Name = orig_system_customer_ref
Type = String
Cardinality = 1
MaxLength = 240
IsKey = true
IsForeignKey = false
IsRequired = true
AppSpecificInfo = CN=orig_system_customer_ref:::::
IsRequiredServerBound = false
[End]
[Attribute]
Name = customer_status
Type = String
Cardinality = 1
MaxLength = 1
IsKey = false
IsForeignKey = false
IsRequired = true
AppSpecificInfo = CN=customer_status:::::
IsRequiredServerBound = false
[End]
[Attribute]
Name = customer_type
Type = String
Cardinality = 1
MaxLength = 25
IsKey = false
IsForeignKey = false
IsRequired = false
AppSpecificInfo = CN=customer_type:::::
IsRequiredServerBound = false
[End]
[Attribute]
Name = customer_category_code
Type = String
Cardinality = 1
MaxLength = 30
IsKey = false
IsForeignKey = false
IsRequired = false
AppSpecificInfo = CN=customer_category_code
IsRequiredServerBound = false
[End]
[Attribute]
Name = statement_site_use_id
Type = Integer
Cardinality = 1
MaxLength = 1
IsKey = false
IsForeignKey = false
IsRequired = false
AppSpecificInfo = CN=statement_site_use_id:::::
IsRequiredServerBound = false
[End]
[Attribute]
Name = last_update_date
Type = Date
Cardinality = 1
MaxLength = 1
IsKey = false
IsForeignKey = false
IsRequired = true
AppSpecificInfo = CN=last_update_date:::::
IsRequiredServerBound = false
[End]
[Attribute]
Name = last_updated_by
Type = Integer
Cardinality = 1
MaxLength = 1
IsKey = false
IsForeignKey = false
IsRequired = true
AppSpecificInfo = CN=last_updated_by:::::
IsRequiredServerBound = false
[End]
[Attribute]
Name = creation_date

```

```

Type = Date
Cardinality = 1
MaxLength = 1
IsKey = false
IsForeignKey = false
IsRequired = true
AppSpecificInfo = CN=creation_date
IsRequiredServerBound = false
[End]
[Attribute]
Name = created_by
Type = Integer
Cardinality = 1
MaxLength = 1
IsKey = false
IsForeignKey = false
IsRequired = true
AppSpecificInfo = CN=created_by
IsRequiredServerBound = false
[End]
[Attribute]
Name = customer_prospect_code
Type = String
Cardinality = 1
MaxLength = 255
IsKey = false
IsForeignKey = false
IsRequired = false
AppSpecificInfo = CN=customer_prospect_code::::
IsRequiredServerBound = false
[End]
[Attribute]
Name = freight_term
Type = String
Cardinality = 1
MaxLength = 255
IsKey = false
IsForeignKey = false
IsRequired = false
AppSpecificInfo = CN=freight_term::::
IsRequiredServerBound = false
[End]
[Attribute]
Name = cust_tax_code
Type = String
Cardinality = 1
MaxLength = 255
IsKey = false
IsForeignKey = false
IsRequired = false
AppSpecificInfo = CN=cust_tax_code::::
IsRequiredServerBound = false
[End]
[Attribute]
Name = Cust_tax_reference
Type = String
Cardinality = 1
MaxLength = 255
IsKey = false
IsForeignKey = false
IsRequired = false
AppSpecificInfo = CN=cust_tax_reference::::
IsRequiredServerBound = false
[End]
[Attribute]
Name = insert_update_flag
Type = String
Cardinality = 1
MaxLength = 255
IsKey = false
IsForeignKey = false
IsRequired = true
AppSpecificInfo = CN=insert_update_flag::::
IsRequiredServerBound = false
[End]
[Attribute]
Name = orig_system_address_ref
Type = String
Cardinality = 1
MaxLength = 255
IsKey = false
IsForeignKey = false
IsRequired = false
AppSpecificInfo = CN=orig_system_address_ref::::
IsRequiredServerBound = false
[End]
[Attribute]
Name = site_use_code

```

```

Type = String
Cardinality = 1
MaxLength = 30
IsKey = false
IsForeignKey = false
IsRequired = false
AppSpecificInfo = CN=site_use_code:::::
IsRequiredServerBound = false
[End]
[Attribute]
Name = orig_system_parent_ref
Type = String
Cardinality = 1
MaxLength = 255
IsKey = false
IsForeignKey = false
IsRequired = false
AppSpecificInfo = CN=orig_system_parent_ref:::::
IsRequiredServerBound = false
[End]
[Attribute]
Name = primary_site_use_flag
Type = String
Cardinality = 1
MaxLength = 1
IsKey = false
IsForeignKey = false
IsRequired = false
AppSpecificInfo = CN=primary_site_use_flag:::::
IsRequiredServerBound = false
[End]
[Attribute]
Name = location
Type = String
Cardinality = 1
MaxLength = 255
IsKey = false
IsForeignKey = false
IsRequired = false
AppSpecificInfo = CN=location:::::
IsRequiredServerBound = false
[End]
[Attribute]
Name = address1
Type = String
Cardinality = 1
MaxLength = 255
IsKey = false
IsForeignKey = false
IsRequired = false
AppSpecificInfo = CN=address1:::::
IsRequiredServerBound = false
[End]
[Attribute]
Name = address2
Type = String
Cardinality = 1
MaxLength = 255
IsKey = false
IsForeignKey = false
IsRequired = false
AppSpecificInfo = CN=address2:::::
IsRequiredServerBound = false
[End]
[Attribute]
Name = address3
Type = String
Cardinality = 1
MaxLength = 255
IsKey = false
IsForeignKey = false
IsRequired = false
AppSpecificInfo = CN=address3
IsRequiredServerBound = false
[End]
[Attribute]
Name = address4
Type = String
Cardinality = 1
MaxLength = 255
IsKey = false
IsForeignKey = false
IsRequired = false
AppSpecificInfo = CN=address4
IsRequiredServerBound = false
[End]
[Attribute]
Name = city

```



```

Type = String
Cardinality = 1
MaxLength = 255
IsKey = false
IsForeignKey = false
IsRequired = false
AppSpecificInfo = CN=city::::
IsRequiredServerBound = false
[End]
[Attribute]
Name = state
Type = String
Cardinality = 1
MaxLength = 255
IsKey = false
IsForeignKey = false
IsRequired = false
AppSpecificInfo = CN=state::::
IsRequiredServerBound = false
[End]
[Attribute]
Name = province
Type = String
Cardinality = 1
MaxLength = 255
IsKey = false
IsForeignKey = false
IsRequired = false
AppSpecificInfo = CN=province
IsRequiredServerBound = false
[End]
[Attribute]
Name = county
Type = String
Cardinality = 1
MaxLength = 255
IsKey = false
IsForeignKey = false
IsRequired = false
AppSpecificInfo = CN=county::::
IsRequiredServerBound = false
[End]
[Attribute]
Name = postal_code
Type = String
Cardinality = 1
MaxLength = 255
IsKey = false
IsForeignKey = false
IsRequired = false
AppSpecificInfo = CN=postal_code
IsRequiredServerBound = false
[End]
[Attribute]
Name = country
Type = String
Cardinality = 1
MaxLength = 255
IsKey = false
IsForeignKey = false
IsRequired = false
AppSpecificInfo = CN=country
IsRequiredServerBound = false
[End]
[Attribute]
Name = bill_to_orig_address_ref
Type = String
Cardinality = 1
MaxLength = 255
IsKey = false
IsForeignKey = false
IsRequired = false
AppSpecificInfo = CN=bill_to_orig_address_ref::::
IsRequiredServerBound = false
[End]
[Attribute]
Name = address_lines_phonetic
Type = String
Cardinality = 1
MaxLength = 255
IsKey = false
IsForeignKey = false
IsRequired = false
AppSpecificInfo = CN=address_lines_phonetic::::
IsRequiredServerBound = false
[End]
[Attribute]
Name = person_first_name

```

```

Type = String
Cardinality = 1
MaxLength = 255
IsKey = false
IsForeignKey = false
IsRequired = false
AppSpecificInfo = CN=person_first_name:::::
IsRequiredServerBound = false
[End]
[Attribute]
Name = person_last_name
Type = String
Cardinality = 1
MaxLength = 255
IsKey = false
IsForeignKey = false
IsRequired = false
AppSpecificInfo = CN=person_last_name:::::
IsRequiredServerBound = false
[End]
[Attribute]
Name = ORACLEAPPS_Customer_Profile_Interface
Type = ORACLEAPPS_Customer_Profile_Interface_BO
ContainedObjectVersion = 1.0.0
Relationship = Containment
Cardinality = n
MaxLength = 1
IsKey = false
IsForeignKey = false
IsRequired = false
IsRequiredServerBound = false
[End]
[Attribute]
Name = ORACLEAPPS_Customer_Bank_Interface
Type = ORACLEAPPS_Customer_Bank_Interface_BO
ContainedObjectVersion = 1.0.0
Relationship = Containment
Cardinality = n
MaxLength = 1
IsKey = false
IsForeignKey = false
IsRequired = false
IsRequiredServerBound = false
[End]
[Attribute]
Name = ORACLEAPPS_Customer_Payment_Method_Interface
Type = ORACLEAPPS_Customer_Payment_Method_Interface_BO
ContainedObjectVersion = 1.0.0
Relationship = Containment
Cardinality = n
MaxLength = 1
IsKey = false
IsForeignKey = false
IsRequired = false
IsRequiredServerBound = false
[End]
[Attribute]
Name = ORACLEAPPS_Customer_Contact_Interface
Type = ORACLEAPPS_Customer_Contact_Interface_BO
ContainedObjectVersion = 1.0.0
Relationship = Containment
Cardinality = n
MaxLength = 1
IsKey = false
IsForeignKey = false
IsRequired = false
IsRequiredServerBound = false
[End]
[Attribute]
Name = ObjectEventId
Type = String
MaxLength = 255
IsKey = false
IsForeignKey = false
IsRequired = false
IsRequiredServerBound = false
[End]

[Verb]
Name = Create
[End]

[Verb]
Name = Delete
[End]

[Verb]
Name = Retrieve

```

```
[End]
[Verb]
Name = Update
[End]
[End]
```

BO_ORACLEAPPS_CUSTRETRIEVE

Business object used for testing:

```
[ReposCopy]
Version = 3.1.0
[End]
[BusinessObjectDefinition]
Name = ORACLEAPPS_Customer_Retrieve
Version = 1.0.0
AppSpecificInfo = TN=hz_parties

[Attribute]
Name = party_id
Type = Integer
Cardinality = 1
MaxLength = 1
IsKey = true
IsForeignKey = false
IsRequired = false
AppSpecificInfo = CN=party_id::::
IsRequiredServerBound = false
[End]
[Attribute]
Name = party_name
Type = String
Cardinality = 1
MaxLength = 1
IsKey = false
IsForeignKey = false
IsRequired = false
AppSpecificInfo = CN=party_name::::
IsRequiredServerBound = false
[End]
[Attribute]
Name = party_number
Type = Integer
Cardinality = 1
MaxLength = 1
IsKey = false
IsForeignKey = false
IsRequired = false
AppSpecificInfo = CN=party_number::::
IsRequiredServerBound = false
[End]
[Attribute]
Name = ObjectEventId
Type = String
MaxLength = 255
IsKey = false
IsForeignKey = false
IsRequired = false
IsRequiredServerBound = false
[End]

[Verb]
Name = Create
[End]

[Verb]
Name = Delete
[End]

[Verb]
Name = Retrieve
[End]

[Verb]
Name = Update
[End]
[End]
```

BO_ORACLEAPPS_ITEMINTERFACE

Business object used for testing:

```

[ReposCopy]
Version = 3.1.0
[End]
[BusinessObjectDefinition]
Name = ORACLEAPPS_Item_Revision_Interface_BO
Version = 1.0.0
AppSpecificInfo = TN=MTL_ITEM_REVISIONS_INTERFACE

    [Attribute]
    Name = Inventory_Item_ID
    Type = Integer
    Cardinality = 1
    MaxLength = 1
    IsKey = false
    IsForeignKey = false
    IsRequired = false
    AppSpecificInfo = CN=Inventory_Item_ID:::
    IsRequiredServerBound = false
    [End]
    [Attribute]
    Name = Organization_Id
    Type = Integer
    Cardinality = 1
    MaxLength = 1
    IsKey = true
    IsForeignKey = false
    IsRequired = false
    AppSpecificInfo = CN=Organization_Id:::
    IsRequiredServerBound = false
    [End]
    [Attribute]
    Name = Revision
    Type = String
    Cardinality = 1
    MaxLength = 3
    IsKey = true
    IsForeignKey = false
    IsRequired = false
    AppSpecificInfo = CN=Revision:::
    IsRequiredServerBound = false
    [End]
    [Attribute]
    Name = Last_Updated_date
    Type = Date
    Cardinality = 1
    MaxLength = 1
    IsKey = false
    IsForeignKey = false
    IsRequired = true
    AppSpecificInfo = CN=Last_Updated_date:::
    IsRequiredServerBound = false
    [End]
    [Attribute]
    Name = Last_Updated_By
    Type = Integer
    Cardinality = 1
    MaxLength = 1
    IsKey = false
    IsForeignKey = false
    IsRequired = true
    AppSpecificInfo = CN=Last_Updated_By:::
    IsRequiredServerBound = false
    [End]
    [Attribute]
    Name = Creation_Date
    Type = Date
    Cardinality = 1
    MaxLength = 1
    IsKey = false
    IsForeignKey = false
    IsRequired = true
    AppSpecificInfo = CN=Creation_Date:::
    IsRequiredServerBound = false
    [End]
    [Attribute]
    Name = Created_by
    Type = Integer
    Cardinality = 1
    MaxLength = 1
    IsKey = false
    IsForeignKey = false
    IsRequired = true
    AppSpecificInfo = CN=Created_by:::
    IsRequiredServerBound = false
    [End]
    [Attribute]
    Name = Last_Update_Login
    Type = Integer

```

```

Cardinality = 1
MaxLength = 1
IsKey = false
IsForeignKey = false
IsRequired = false
AppSpecificInfo = CN=Last_Update_Login:::
IsRequiredServerBound = false
[End]
[Attribute]
Name = Change_Notice
Type = String
Cardinality = 1
MaxLength = 10
IsKey = false
IsForeignKey = false
IsRequired = false
AppSpecificInfo = CN=Change_Notice
IsRequiredServerBound = false
[End]
[Attribute]
Name = ECN_Initiation_Date
Type = Date
Cardinality = 1
MaxLength = 1
IsKey = false
IsForeignKey = false
IsRequired = false
AppSpecificInfo = CN=ECN_Initiation_Date:::
IsRequiredServerBound = false
[End]
[Attribute]
Name = Implementation_Date
Type = Date
Cardinality = 1
MaxLength = 1
IsKey = false
IsForeignKey = false
IsRequired = false
AppSpecificInfo = CN=Implementation_Date:::
IsRequiredServerBound = false
[End]
[Attribute]
Name = Effectivity_Date
Type = Date
Cardinality = 1
MaxLength = 1
IsKey = false
IsForeignKey = false
IsRequired = false
AppSpecificInfo = CN=Effectivity_Date:::
IsRequiredServerBound = false
[End]
[Attribute]
Name = Attribute_Category
Type = String
Cardinality = 1
MaxLength = 30
IsKey = false
IsForeignKey = false
IsRequired = false
AppSpecificInfo = CN=Attribute_Category:::
IsRequiredServerBound = false
[End]
[Attribute]
Name = Arribute1
Type = String
Cardinality = 1
MaxLength = 150
IsKey = false
IsForeignKey = false
IsRequired = false
AppSpecificInfo = CN=Arribute1:::
IsRequiredServerBound = false
[End]
[Attribute]
Name = Arribute2
Type = String
Cardinality = 1
MaxLength = 150
IsKey = false
IsForeignKey = false
IsRequired = false
AppSpecificInfo = CN=Arribute2:::
IsRequiredServerBound = false
[End]
[Attribute]
Name = Arribute3
Type = String

```

```

Cardinality = 1
MaxLength = 150
IsKey = false
IsForeignKey = false
IsRequired = false
AppSpecificInfo = CN=Arribute3:::
IsRequiredServerBound = false
[End]
[Attribute]
Name = Arribute4
Type = String
Cardinality = 1
MaxLength = 150
IsKey = false
IsForeignKey = false
IsRequired = false
AppSpecificInfo = CN=Arribute4:::
IsRequiredServerBound = false
[End]
[Attribute]
Name = Arribute5
Type = String
Cardinality = 1
MaxLength = 150
IsKey = false
IsForeignKey = false
IsRequired = false
AppSpecificInfo = CN=Arribute5:::
IsRequiredServerBound = false
[End]
[Attribute]
Name = Request_Id
Type = Integer
Cardinality = 1
MaxLength = 1
IsKey = false
IsForeignKey = false
IsRequired = false
AppSpecificInfo = CN=Request_Id:::
IsRequiredServerBound = false
[End]
[Attribute]
Name = Program_application_Id
Type = Integer
Cardinality = 1
MaxLength = 1
IsKey = false
IsForeignKey = false
IsRequired = false
AppSpecificInfo = CN=Program_application_Id:::
IsRequiredServerBound = false
[End]
[Attribute]
Name = Program_Id
Type = Integer
Cardinality = 1
MaxLength = 1
IsKey = false
IsForeignKey = false
IsRequired = false
AppSpecificInfo = CN=Program_Id:::
IsRequiredServerBound = false
[End]
[Attribute]
Name = Program_Update_Date
Type = Date
Cardinality = 1
MaxLength = 1
IsKey = false
IsForeignKey = false
IsRequired = false
AppSpecificInfo = CN=Program_Update_Date:::
IsRequiredServerBound = false
[End]
[Attribute]
Name = Revised_Item_Sequence_Id
Type = Integer
Cardinality = 1
MaxLength = 1
IsKey = false
IsForeignKey = false
IsRequired = false
AppSpecificInfo = CN=Revised_Item_Sequence_Id:::
IsRequiredServerBound = false
[End]
[Attribute]
Name = Process_Flag
Type = String

```

```

Cardinality = 1
MaxLength = 1
IsKey = false
IsForeignKey = false
IsRequired = false
AppSpecificInfo = CN=Process_Flag:::
IsRequiredServerBound = false
[End]
[Attribute]
Name = Transaction_Type
Type = String
Cardinality = 1
MaxLength = 10
IsKey = false
IsForeignKey = false
IsRequired = true
AppSpecificInfo = CN=Transaction_Type:::
IsRequiredServerBound = false
[End]
[Attribute]
Name = Set_Process_Id
Type = Integer
Cardinality = 1
MaxLength = 1
IsKey = false
IsForeignKey = false
IsRequired = false
AppSpecificInfo = CN=Set_Process_Id:::
IsRequiredServerBound = false
[End]
[Attribute]
Name = Item_Number
Type = Integer
Cardinality = 1
MaxLength = 1
IsKey = false
IsForeignKey = false
IsRequired = true
AppSpecificInfo = CN=Item_Number:::
IsRequiredServerBound = false
[End]
[Attribute]
Name = Organization_Code
Type = Integer
Cardinality = 1
MaxLength = 1
IsKey = false
IsForeignKey = false
IsRequired = false
AppSpecificInfo = CN=Organization_Code:::
IsRequiredServerBound = false
[End]
[Attribute]
Name = ObjectEventId
Type = String
MaxLength = 255
IsKey = false
IsForeignKey = false
IsRequired = false
IsRequiredServerBound = false
[End]

[Verb]
Name = Create
[End]

[Verb]
Name = Delete
[End]

[Verb]
Name = Retrieve
[End]

[Verb]
Name = Update
[End]
[End]
[BusinessObjectDefinition]
Name = ORACLEAPPS_Item_Category_Interface_B0
Version = 1.0.0
AppSpecificInfo = TN=MTL_ITEM_CATEGORIES_INTERFACE

[Attribute]
Name = Inventory_Item_ID
Type = Integer
Cardinality = 1
MaxLength = 1

```

```

IsKey = false
IsForeignKey = false
IsRequired = false
AppSpecificInfo = CN=Inventory_Item_ID:::
IsRequiredServerBound = false
[End]
[Attribute]
Name = Category_Set_Id
Type = Integer
Cardinality = 1
MaxLength = 1
IsKey = false
IsForeignKey = false
IsRequired = false
AppSpecificInfo = CN=Category_Set_Id:::
IsRequiredServerBound = false
[End]
[Attribute]
Name = Category_ID
Type = Integer
Cardinality = 1
MaxLength = 1
IsKey = true
IsForeignKey = false
IsRequired = false
AppSpecificInfo = CN=Category_ID:::
IsRequiredServerBound = false
[End]
[Attribute]
Name = Last_Updated_date
Type = Date
Cardinality = 1
MaxLength = 1
IsKey = false
IsForeignKey = false
IsRequired = true
AppSpecificInfo = CN=Last_Updated_date:::
IsRequiredServerBound = false
[End]
[Attribute]
Name = Last_Updated_By
Type = Integer
Cardinality = 1
MaxLength = 1
IsKey = false
IsForeignKey = false
IsRequired = true
AppSpecificInfo = CN=Last_Updated_By:::
IsRequiredServerBound = false
[End]
[Attribute]
Name = Creation_Date
Type = Date
Cardinality = 1
MaxLength = 1
IsKey = false
IsForeignKey = false
IsRequired = true
AppSpecificInfo = CN=Creation_Date:::
IsRequiredServerBound = false
[End]
[Attribute]
Name = Created_by
Type = Integer
Cardinality = 1
MaxLength = 1
IsKey = false
IsForeignKey = false
IsRequired = true
AppSpecificInfo = CN=Created_by:::
IsRequiredServerBound = false
[End]
[Attribute]
Name = Last_Update_Login
Type = Integer
Cardinality = 1
MaxLength = 1
IsKey = false
IsForeignKey = false
IsRequired = false
AppSpecificInfo = CN=Last_Update_Login:::
IsRequiredServerBound = false
[End]
[Attribute]
Name = Organization_ID
Type = Integer
Cardinality = 1
MaxLength = 1

```



```

IsKey = true
IsForeignKey = false
IsRequired = false
AppSpecificInfo = CN=Organization_ID::::
IsRequiredServerBound = false
[End]
[Attribute]
Name = Category_Set_Name
Type = String
Cardinality = 1
MaxLength = 10
IsKey = false
IsForeignKey = false
IsRequired = false
AppSpecificInfo = CN=Category_Set_Name::::
IsRequiredServerBound = false
[End]
[Attribute]
Name = Category_Name
Type = String
Cardinality = 1
MaxLength = 81
IsKey = false
IsForeignKey = false
IsRequired = false
AppSpecificInfo = CN=Category_Name::::
IsRequiredServerBound = false
[End]
[Attribute]
Name = Request_Id
Type = Integer
Cardinality = 1
MaxLength = 1
IsKey = false
IsForeignKey = false
IsRequired = false
AppSpecificInfo = CN=Request_Id::::
IsRequiredServerBound = false
[End]
[Attribute]
Name = Program_application_Id
Type = Integer
Cardinality = 1
MaxLength = 1
IsKey = false
IsForeignKey = false
IsRequired = false
AppSpecificInfo = CN=Program_application_Id::::
IsRequiredServerBound = false
[End]
[Attribute]
Name = Program_Id
Type = Integer
Cardinality = 1
MaxLength = 1
IsKey = false
IsForeignKey = false
IsRequired = false
AppSpecificInfo = CN=Program_Id::::
IsRequiredServerBound = false
[End]
[Attribute]
Name = Program_Update_Date
Type = Date
Cardinality = 1
MaxLength = 1
IsKey = false
IsForeignKey = false
IsRequired = false
AppSpecificInfo = CN=Program_Update_Date::::
IsRequiredServerBound = false
[End]
[Attribute]
Name = Process_Flag
Type = String
Cardinality = 1
MaxLength = 1
IsKey = false
IsForeignKey = false
IsRequired = false
AppSpecificInfo = CN=Process_Flag::::
IsRequiredServerBound = false
[End]
[Attribute]
Name = Transaction_Type
Type = String
Cardinality = 1
MaxLength = 10

```

```

IsKey = false
IsForeignKey = false
IsRequired = true
AppSpecificInfo = CN=Transaction_Type:::
IsRequiredServerBound = false
[End]
[Attribute]
Name = Set_Process_Id
Type = Integer
Cardinality = 1
MaxLength = 1
IsKey = false
IsForeignKey = false
IsRequired = false
AppSpecificInfo = CN=Set_Process_Id:::
IsRequiredServerBound = false
[End]
[Attribute]
Name = Item_Number
Type = Integer
Cardinality = 1
MaxLength = 1
IsKey = true
IsForeignKey = false
IsRequired = false
AppSpecificInfo = CN=Item_Number:::
IsRequiredServerBound = false
[End]
[Attribute]
Name = Organization_Code
Type = Integer
Cardinality = 1
MaxLength = 1
IsKey = false
IsForeignKey = false
IsRequired = false
AppSpecificInfo = CN=Organization_Code:::
IsRequiredServerBound = false
[End]
[Attribute]
Name = ObjectEventId
Type = String
MaxLength = 255
IsKey = false
IsForeignKey = false
IsRequired = false
IsRequiredServerBound = false
[End]

[Verb]
Name = Create
[End]

[Verb]
Name = Delete
[End]

[Verb]
Name = Retrieve
[End]

[Verb]
Name = Update
[End]
[End]
[BusinessObjectDefinition]
Name = ORACLEAPPS_Item_Interface_B0
Version = 1.0.0
AppSpecificInfo = TN=mtl_system_items_interface

[Attribute]
Name = AfterCreateSP
Type = String
Cardinality = 1
MaxLength = 0
IsKey = false
IsForeignKey = false
IsRequired = false
AppSpecificInfo = SPN=CW_Item_Interface;
                    IP=Userid:Responsibility_Id:Application_Id:Organization_Id:All_Organization:
                    Transaction_Type:Set_Process_Id
IsRequiredServerBound = false
[End]
[Attribute]
Name = Userid
Type = Integer
Cardinality = 1
MaxLength = 1

```

```

IsKey = false
IsForeignKey = false
IsRequired = false
IsRequiredServerBound = false
[End]
[Attribute]
Name = Responsibility_Id
Type = Integer
Cardinality = 1
MaxLength = 1
IsKey = false
IsForeignKey = false
IsRequired = false
IsRequiredServerBound = false
[End]
[Attribute]
Name = Application_Id
Type = Integer
Cardinality = 1
MaxLength = 1
IsKey = false
IsForeignKey = false
IsRequired = false
IsRequiredServerBound = false
[End]
[Attribute]
Name = Organization_Id
Type = Integer
Cardinality = 1
MaxLength = 1
IsKey = true
IsForeignKey = false
IsRequired = false
AppSpecificInfo = CN=Organization_Id::::
IsRequiredServerBound = false
[End]
[Attribute]
Name = All_Organization
Type = Integer
Cardinality = 1
MaxLength = 1
IsKey = false
IsForeignKey = false
IsRequired = false
IsRequiredServerBound = false
[End]
[Attribute]
Name = Transaction_Type
Type = String
Cardinality = 1
MaxLength = 10
IsKey = false
IsForeignKey = false
IsRequired = true
AppSpecificInfo = CN=Transaction_Type:::
IsRequiredServerBound = false
[End]
[Attribute]
Name = Set_Process_Id
Type = Integer
Cardinality = 1
MaxLength = 1
IsKey = false
IsForeignKey = false
IsRequired = true
AppSpecificInfo = CN=Set_Process_Id::::
DefaultValue = 0
IsRequiredServerBound = false
[End]
[Attribute]
Name = AfterUpdateSP
Type = String
Cardinality = 1
MaxLength = 0
IsKey = false
IsForeignKey = false
IsRequired = false
AppSpecificInfo = SPN=CW_Item_Interface;
                    IP=Userid:Responsibility_Id:Application_Id:Organization_Id:
                    All_Organization:Transaction_Type:Set_Process_Id
IsRequiredServerBound = false
[End]
[Attribute]
Name = Item_Number
Type = Integer
Cardinality = 1
MaxLength = 1
IsKey = false

```

```

IsForeignKey = false
IsRequired = false
AppSpecificInfo = CN=Item_Number:::::
IsRequiredServerBound = false
[End]
[Attribute]
Name = Process_Flag
Type = Integer
Cardinality = 1
MaxLength = 1
IsKey = false
IsForeignKey = false
IsRequired = true
AppSpecificInfo = CN=Process_Flag
IsRequiredServerBound = false
[End]
[Attribute]
Name = Description
Type = String
Cardinality = 1
MaxLength = 50
IsKey = false
IsForeignKey = false
IsRequired = false
AppSpecificInfo = CN=Description:::::
IsRequiredServerBound = false
[End]
[Attribute]
Name = Segment1
Type = String
Cardinality = 1
MaxLength = 240
IsKey = true
IsForeignKey = false
IsRequired = false
AppSpecificInfo = CN=Segment1:::::
IsRequiredServerBound = false
[End]
[Attribute]
Name = Segment2
Type = String
Cardinality = 1
MaxLength = 240
IsKey = false
IsForeignKey = false
IsRequired = false
AppSpecificInfo = CN=Segment2
IsRequiredServerBound = false
[End]
[Attribute]
Name = Segment3
Type = String
Cardinality = 1
MaxLength = 240
IsKey = false
IsForeignKey = false
IsRequired = false
AppSpecificInfo = CN=Segment3:::::
IsRequiredServerBound = false
[End]
[Attribute]
Name = Inventory_Item_Status_Code
Type = String
Cardinality = 1
MaxLength = 10
IsKey = false
IsForeignKey = false
IsRequired = false
AppSpecificInfo = CN=INVENTORY_ITEM_STATUS_CODE:::::
IsRequiredServerBound = false
[End]
[Attribute]
Name = Item_Type
Type = String
Cardinality = 1
MaxLength = 30
IsKey = false
IsForeignKey = false
IsRequired = false
AppSpecificInfo = CN=ITEM_TYPE
IsRequiredServerBound = false
[End]
[Attribute]
Name = Item_Catalog_Group_Id
Type = Integer
Cardinality = 1
MaxLength = 1
IsKey = false

```

```

IsForeignKey = false
IsRequired = false
AppSpecificInfo = CN=Item_Catalog_Group_Id::::
IsRequiredServerBound = false
[End]
[Attribute]
Name = Customer_Order_Flag
Type = String
Cardinality = 1
MaxLength = 1
IsKey = false
IsForeignKey = false
IsRequired = false
AppSpecificInfo = CN=Customer_Order_Flag::::
IsRequiredServerBound = false
[End]
[Attribute]
Name = Serviceable_Product_Flag
Type = String
Cardinality = 1
MaxLength = 1
IsKey = false
IsForeignKey = false
IsRequired = false
AppSpecificInfo = CN=Serviceable_Product_Flag::::
IsRequiredServerBound = false
[End]
[Attribute]
Name = Returnable_Flag
Type = String
Cardinality = 1
MaxLength = 1
IsKey = false
IsForeignKey = false
IsRequired = false
AppSpecificInfo = CN=Returnable_Flag::::
IsRequiredServerBound = false
[End]
[Attribute]
Name = Primary_Uom_Code
Type = String
Cardinality = 1
MaxLength = 3
IsKey = false
IsForeignKey = false
IsRequired = false
AppSpecificInfo = CN=Primary_Uom_Code
IsRequiredServerBound = false
[End]
[Attribute]
Name = List_price_per_unit
Type = Integer
Cardinality = 1
MaxLength = 1
IsKey = false
IsForeignKey = false
IsRequired = false
AppSpecificInfo = CN=List_price_per_unit::::
IsRequiredServerBound = false
[End]
[Attribute]
Name = Unit_weight
Type = Integer
Cardinality = 1
MaxLength = 1
IsKey = false
IsForeignKey = false
IsRequired = false
AppSpecificInfo = CN=Unit_weight::::
IsRequiredServerBound = false
[End]
[Attribute]
Name = Weight_Uom_Code
Type = String
Cardinality = 1
MaxLength = 3
IsKey = false
IsForeignKey = false
IsRequired = false
AppSpecificInfo = CN=Weight_Uom_Code::::
IsRequiredServerBound = false
[End]
[Attribute]
Name = Unit_Volumn
Type = Integer
Cardinality = 1
MaxLength = 1
IsKey = false

```

```

IsForeignKey = false
IsRequired = false
AppSpecificInfo = CN=Unit_Volumn:::
IsRequiredServerBound = false
[End]
[Attribute]
Name = Volumn_Uom_Code
Type = String
Cardinality = 1
MaxLength = 3
IsKey = false
IsForeignKey = false
IsRequired = false
AppSpecificInfo = CN=Volumn_Uom_Code:::
IsRequiredServerBound = false
[End]
[Attribute]
Name = Created_By
Type = Integer
Cardinality = 1
MaxLength = 1
IsKey = false
IsForeignKey = false
IsRequired = true
AppSpecificInfo = CN=Created_By:::
IsRequiredServerBound = false
[End]
[Attribute]
Name = Creation_date
Type = Date
Cardinality = 1
MaxLength = 1
IsKey = false
IsForeignKey = false
IsRequired = true
AppSpecificInfo = CN=Creation_date:::
IsRequiredServerBound = false
[End]
[Attribute]
Name = Last_Updated_by
Type = Integer
Cardinality = 1
MaxLength = 1
IsKey = false
IsForeignKey = false
IsRequired = true
AppSpecificInfo = CN=Last_Updated_by:::
IsRequiredServerBound = false
[End]
[Attribute]
Name = Last_update_date
Type = Date
Cardinality = 1
MaxLength = 1
IsKey = false
IsForeignKey = false
IsRequired = true
AppSpecificInfo = CN=Last_update_date:::
IsRequiredServerBound = false
[End]
[Attribute]
Name = Summary_Flag
Type = String
Cardinality = 1
MaxLength = 1
IsKey = false
IsForeignKey = false
IsRequired = false
AppSpecificInfo = CN=Summary_Flag:::
IsRequiredServerBound = false
[End]
[Attribute]
Name = Enabled_Flag
Type = String
Cardinality = 1
MaxLength = 1
IsKey = false
IsForeignKey = false
IsRequired = false
AppSpecificInfo = CN=Enabled_Flag:::
IsRequiredServerBound = false
[End]
[Attribute]
Name = Purchasing_Item_Flag
Type = String
Cardinality = 1
MaxLength = 1
IsKey = false

```

```

IsForeignKey = false
IsRequired = false
AppSpecificInfo = CN=Purchasing_Item_Flag:::
IsRequiredServerBound = false
[End]
[Attribute]
Name = Shippable_Item_Flag
Type = String
Cardinality = 1
MaxLength = 1
IsKey = false
IsForeignKey = false
IsRequired = false
AppSpecificInfo = CN=Shippable_Item_Flag:::
IsRequiredServerBound = false
[End]
[Attribute]
Name = Internal_Order_Flag
Type = String
Cardinality = 1
MaxLength = 1
IsKey = false
IsForeignKey = false
IsRequired = false
AppSpecificInfo = CN=Internal_Order_Flag:::
IsRequiredServerBound = false
[End]
[Attribute]
Name = Service_Item_Flag
Type = String
Cardinality = 1
MaxLength = 1
IsKey = false
IsForeignKey = false
IsRequired = false
AppSpecificInfo = CN=Service_Item_Flag:::
IsRequiredServerBound = false
[End]
[Attribute]
Name = Inventory_item_flag
Type = String
Cardinality = 1
MaxLength = 1
IsKey = false
IsForeignKey = false
IsRequired = false
AppSpecificInfo = CN=Inventory_item_flag:::
IsRequiredServerBound = false
[End]
[Attribute]
Name = Eng_Item_Flag
Type = String
Cardinality = 1
MaxLength = 1
IsKey = false
IsForeignKey = false
IsRequired = false
AppSpecificInfo = CN=Eng_Item_Flag:::
IsRequiredServerBound = false
[End]
[Attribute]
Name = Inventory_Asset_flag
Type = String
Cardinality = 1
MaxLength = 1
IsKey = false
IsForeignKey = false
IsRequired = false
AppSpecificInfo = CN=Inventory_Asset_flag:::
IsRequiredServerBound = false
[End]
[Attribute]
Name = Purchasing_enabled_flag
Type = String
Cardinality = 1
MaxLength = 1
IsKey = false
IsForeignKey = false
IsRequired = false
AppSpecificInfo = CN=Purchasing_enabled_flag:::
IsRequiredServerBound = false
[End]
[Attribute]
Name = Customer_Order_Enabled_Flag
Type = String
Cardinality = 1
MaxLength = 1
IsKey = false

```

```

IsForeignKey = false
IsRequired = false
AppSpecificInfo = CN=Customer_Order_Enabled_Flag:::
IsRequiredServerBound = false
[End]
[Attribute]
Name = Internal_order_enabled_flag
Type = String
Cardinality = 1
MaxLength = 1
IsKey = false
IsForeignKey = false
IsRequired = false
AppSpecificInfo = CN=Internal_order_enabled_flag:::
IsRequiredServerBound = false
[End]
[Attribute]
Name = So_Transactions_Flag
Type = String
Cardinality = 1
MaxLength = 1
IsKey = false
IsForeignKey = false
IsRequired = false
AppSpecificInfo = CN=So_Transactions_Flag:::
IsRequiredServerBound = false
[End]
[Attribute]
Name = Mtl_Transactions_Enabled_Flag
Type = String
Cardinality = 1
MaxLength = 1
IsKey = false
IsForeignKey = false
IsRequired = false
AppSpecificInfo = CN=Mtl_Transactions_Enabled_Flag:::
IsRequiredServerBound = false
[End]
[Attribute]
Name = Stock_Enabled_flag
Type = String
Cardinality = 1
MaxLength = 1
IsKey = false
IsForeignKey = false
IsRequired = false
AppSpecificInfo = CN=Stock_Enabled_flag:::
IsRequiredServerBound = false
[End]
[Attribute]
Name = Bom_Enabled_Flag
Type = String
Cardinality = 1
MaxLength = 1
IsKey = false
IsForeignKey = false
IsRequired = false
AppSpecificInfo = CN=Bom_Enabled_Flag:::
IsRequiredServerBound = false
[End]
[Attribute]
Name = Build_in_Wip_Flag
Type = String
Cardinality = 1
MaxLength = 1
IsKey = false
IsForeignKey = false
IsRequired = false
AppSpecificInfo = CN=Build_in_Wip_Flag:::
IsRequiredServerBound = false
[End]
[Attribute]
Name = Revision_Qty_Control_Code
Type = Integer
Cardinality = 1
MaxLength = 1
IsKey = false
IsForeignKey = false
IsRequired = false
AppSpecificInfo = CN=Revision_Qty_Control_Code:::
IsRequiredServerBound = false
[End]
[Attribute]
Name = Taxable_Flag
Type = String
Cardinality = 1
MaxLength = 1
IsKey = false

```



```

IsForeignKey = false
IsRequired = false
AppSpecificInfo = CN=Taxable_Flag:::
IsRequiredServerBound = false
[End]
[Attribute]
Name = Allow_Item_Desc_Update_Flag
Type = String
Cardinality = 1
MaxLength = 1
IsKey = false
IsForeignKey = false
IsRequired = false
AppSpecificInfo = CN=Allow_Item_Desc_Update_Flag:::
IsRequiredServerBound = false
[End]
[Attribute]
Name = Receipt_Required_Flag
Type = String
Cardinality = 1
MaxLength = 1
IsKey = false
IsForeignKey = false
IsRequired = false
AppSpecificInfo = CN=Receipt_Required_Flag:::
IsRequiredServerBound = false
[End]
[Attribute]
Name = Market_Price
Type = Integer
Cardinality = 1
MaxLength = 1
IsKey = false
IsForeignKey = false
IsRequired = false
AppSpecificInfo = CN=Market_Price:::
IsRequiredServerBound = false
[End]
[Attribute]
Name = RFQ_Required_Flag
Type = String
Cardinality = 1
MaxLength = 1
IsKey = false
IsForeignKey = false
IsRequired = false
AppSpecificInfo = CN=RFQ_Required_Flag:::
IsRequiredServerBound = false
[End]
[Attribute]
Name = Price_Tolerance_percent
Type = Integer
Cardinality = 1
MaxLength = 1
IsKey = false
IsForeignKey = false
IsRequired = false
AppSpecificInfo = CN=Price_Tolerance_percent:::
IsRequiredServerBound = false
[End]
[Attribute]
Name = Lot_Control_code
Type = Integer
Cardinality = 1
MaxLength = 1
IsKey = false
IsForeignKey = false
IsRequired = false
AppSpecificInfo = CN=Lot_Control_code:::
IsRequiredServerBound = false
[End]
[Attribute]
Name = Shelf_Life_Code
Type = Integer
Cardinality = 1
MaxLength = 1
IsKey = false
IsForeignKey = false
IsRequired = false
AppSpecificInfo = CN=Shelf_Life_Code:::
IsRequiredServerBound = false
[End]
[Attribute]
Name = Shelf_Life_Days
Type = Integer
Cardinality = 1
MaxLength = 1
IsKey = false

```

```

IsForeignKey = false
IsRequired = false
AppSpecificInfo = CN=Shelf_Life_Days:::
IsRequiredServerBound = false
[End]
[Attribute]
Name = Serial_Number_Control_Code
Type = Integer
Cardinality = 1
MaxLength = 1
IsKey = false
IsForeignKey = false
IsRequired = false
AppSpecificInfo = CN=Serial_Number_Control_Code:::
IsRequiredServerBound = false
[End]
[Attribute]
Name = Expense_Account
Type = Integer
Cardinality = 1
MaxLength = 1
IsKey = false
IsForeignKey = false
IsRequired = false
AppSpecificInfo = CN=Expense_Account:::
IsRequiredServerBound = false
[End]
[Attribute]
Name = Encumbrance_Account
Type = Integer
Cardinality = 1
MaxLength = 1
IsKey = false
IsForeignKey = false
IsRequired = false
AppSpecificInfo = CN=Encumbrance_Account:::
IsRequiredServerBound = false
[End]
[Attribute]
Name = Restrict_Subinventories_code
Type = Integer
Cardinality = 1
MaxLength = 1
IsKey = false
IsForeignKey = false
IsRequired = false
AppSpecificInfo = CN=Restrict_Subinventories_code:::
IsRequiredServerBound = false
[End]
[Attribute]
Name = Restrict_Locators_Code
Type = Integer
Cardinality = 1
MaxLength = 1
IsKey = false
IsForeignKey = false
IsRequired = false
AppSpecificInfo = CN=Restrict_Locators_Code:::
IsRequiredServerBound = false
[End]
[Attribute]
Name = Location_control_code
Type = Integer
Cardinality = 1
MaxLength = 1
IsKey = false
IsForeignKey = false
IsRequired = false
AppSpecificInfo = CN=Location_control_code:::
IsRequiredServerBound = false
[End]
[Attribute]
Name = Planning_Time_Fence_Code
Type = Integer
Cardinality = 1
MaxLength = 1
IsKey = false
IsForeignKey = false
IsRequired = false
AppSpecificInfo = CN=Planning_Time_Fence_Code:::
IsRequiredServerBound = false
[End]
[Attribute]
Name = Acceptable_rate_increase
Type = Integer
Cardinality = 1
MaxLength = 1
IsKey = false

```

```

IsForeignKey = false
IsRequired = false
AppSpecificInfo = CN=Acceptable_rate_increase::::
IsRequiredServerBound = false
[End]
[Attribute]
Name = Acceptable_rate_decrease
Type = Integer
Cardinality = 1
MaxLength = 1
IsKey = false
IsForeignKey = false
IsRequired = false
AppSpecificInfo = CN=Acceptable_rate_decrease::::
IsRequiredServerBound = false
[End]
[Attribute]
Name = Panning_Time_Fence_Days
Type = Integer
Cardinality = 1
MaxLength = 1
IsKey = false
IsForeignKey = false
IsRequired = false
AppSpecificInfo = CN=Panning_Time_Fence_Days::::
IsRequiredServerBound = false
[End]
[Attribute]
Name = End_Assembly_Pegging_Flag
Type = String
Cardinality = 1
MaxLength = 1
IsKey = false
IsForeignKey = false
IsRequired = false
AppSpecificInfo = CN=End_Assembly_Pegging_Flag::::
IsRequiredServerBound = false
[End]
[Attribute]
Name = Repetitive_Planning_Flag
Type = String
Cardinality = 1
MaxLength = 1
IsKey = false
IsForeignKey = false
IsRequired = false
AppSpecificInfo = CN=Repetitive_Planning_Flag::::
IsRequiredServerBound = false
[End]
[Attribute]
Name = Bom_Item_type
Type = Integer
Cardinality = 1
MaxLength = 1
IsKey = false
IsForeignKey = false
IsRequired = false
AppSpecificInfo = CN=Bom_Item_type
IsRequiredServerBound = false
[End]
[Attribute]
Name = Pick_Components_Flag
Type = String
Cardinality = 1
MaxLength = 1
IsKey = false
IsForeignKey = false
IsRequired = false
AppSpecificInfo = CN+Pick_Components_Flag::::
IsRequiredServerBound = false
[End]
[Attribute]
Name = Replenish_to_Order_Flag
Type = String
Cardinality = 1
MaxLength = 1
IsKey = false
IsForeignKey = false
IsRequired = false
AppSpecificInfo = CN=Replenish_to_Order_Flag::::
IsRequiredServerBound = false
[End]
[Attribute]
Name = ATP_Components_Flag
Type = String
Cardinality = 1
MaxLength = 1
IsKey = false

```

```

IsForeignKey = false
IsRequired = false
AppSpecificInfo = CN=ATP_Components_Flag:::
IsRequiredServerBound = false
[End]
[Attribute]
Name = ATP_Flag
Type = String
Cardinality = 1
MaxLength = 1
IsKey = false
IsForeignKey = false
IsRequired = false
AppSpecificInfo = CN=ATP_Flag:::
IsRequiredServerBound = false
[End]
[Attribute]
Name = Wip_Supply_Type
Type = Integer
Cardinality = 1
MaxLength = 1
IsKey = false
IsForeignKey = false
IsRequired = false
AppSpecificInfo = CN=Wip_Supply_Type:::
IsRequiredServerBound = false
[End]
[Attribute]
Name = Primary_Unit_Of_Measure
Type = String
Cardinality = 1
MaxLength = 25
IsKey = false
IsForeignKey = false
IsRequired = false
AppSpecificInfo = CN=Primary_Unit_Of_Measure:::
IsRequiredServerBound = false
[End]
[Attribute]
Name = Allowed_Unit_lookup_code
Type = Integer
Cardinality = 1
MaxLength = 1
IsKey = false
IsForeignKey = false
IsRequired = false
AppSpecificInfo = CN=Allowed_Unit_lookup_code:::
IsRequiredServerBound = false
[End]
[Attribute]
Name = Cost_of_Sales_account
Type = Integer
Cardinality = 1
MaxLength = 1
IsKey = false
IsForeignKey = false
IsRequired = false
AppSpecificInfo = CN=Cost_of_Sales_account:::
IsRequiredServerBound = false
[End]
[Attribute]
Name = Sales_account
Type = Integer
Cardinality = 1
MaxLength = 1
IsKey = false
IsForeignKey = false
IsRequired = false
AppSpecificInfo = CN=Sales_account:::
IsRequiredServerBound = false
[End]
[Attribute]
Name = Inventory_Planning_code
Type = Integer
Cardinality = 1
MaxLength = 1
IsKey = false
IsForeignKey = false
IsRequired = false
AppSpecificInfo = CN=Inventory_Planning_code:::
IsRequiredServerBound = false
[End]
[Attribute]
Name = Planning_Make_buy_code
Type = Integer
Cardinality = 1
MaxLength = 1
IsKey = false

```

```

IsForeignKey = false
IsRequired = false
AppSpecificInfo = CN=Planning_Make_buy_code:::
IsRequiredServerBound = false
[End]
[Attribute]
Name = Postprocessing_Lead_Time
Type = Integer
Cardinality = 1
MaxLength = 1
IsKey = false
IsForeignKey = false
IsRequired = false
AppSpecificInfo = CN=Postprocessing_Lead_Time:::
IsRequiredServerBound = false
[End]
[Attribute]
Name = MRP_Safety_Stock_Code
Type = Integer
Cardinality = 1
MaxLength = 1
IsKey = false
IsForeignKey = false
IsRequired = false
AppSpecificInfo = CN=MRP_Safety_Stock_Code
IsRequiredServerBound = false
[End]
[Attribute]
Name = Reversable_Type
Type = Integer
Cardinality = 1
MaxLength = 1
IsKey = false
IsForeignKey = false
IsRequired = false
AppSpecificInfo = CN=Reversable_Type:::
IsRequiredServerBound = false
[End]
[Attribute]
Name = Vendor_Warranty_Flag
Type = String
Cardinality = 1
MaxLength = 1
IsKey = false
IsForeignKey = false
IsRequired = false
AppSpecificInfo = CN=Vendor_Warranty_Flag:::
IsRequiredServerBound = false
[End]
[Attribute]
Name = Serviceable_Component_Flag
Type = String
Cardinality = 1
MaxLength = 1
IsKey = false
IsForeignKey = false
IsRequired = false
AppSpecificInfo = CN=Serviceable_Component_Flag:::
IsRequiredServerBound = false
[End]
[Attribute]
Name = Preventive_Maintenance_Flag
Type = String
Cardinality = 1
MaxLength = 1
IsKey = false
IsForeignKey = false
IsRequired = false
AppSpecificInfo = CN=Preventive_Maintenance_Flag:::
IsRequiredServerBound = false
[End]
[Attribute]
Name = Material_Billable_Flag
Type = String
Cardinality = 1
MaxLength = 1
IsKey = false
IsForeignKey = false
IsRequired = false
AppSpecificInfo = CN=Material_Billable_Flag:::
IsRequiredServerBound = false
[End]
[Attribute]
Name = Prorate_Service_Flag
Type = String
Cardinality = 1
MaxLength = 1
IsKey = false

```

```

IsForeignKey = false
IsRequired = false
AppSpecificInfo = CN=Prorate_Service_Flag:::
IsRequiredServerBound = false
[End]
[Attribute]
Name = Service_Duration
Type = Integer
Cardinality = 1
MaxLength = 1
IsKey = false
IsForeignKey = false
IsRequired = false
AppSpecificInfo = CN=Service_Duration:::
IsRequiredServerBound = false
[End]
[Attribute]
Name = Invoiceable_Item_Flag
Type = String
Cardinality = 1
MaxLength = 1
IsKey = false
IsForeignKey = false
IsRequired = false
AppSpecificInfo = CN=Invoiceable_Item_Flag:::
IsRequiredServerBound = false
[End]
[Attribute]
Name = Invoice_Enabled_Flag
Type = String
Cardinality = 1
MaxLength = 1
IsKey = false
IsForeignKey = false
IsRequired = false
AppSpecificInfo = CN=Invoice_Enabled_Flag:::
IsRequiredServerBound = false
[End]
[Attribute]
Name = Must_Use_Approved_Vendor_Flag
Type = String
Cardinality = 1
MaxLength = 1
IsKey = false
IsForeignKey = false
IsRequired = false
AppSpecificInfo = CN=Must_Use_Approved_Vendor_Flag:::
IsRequiredServerBound = false
[End]
[Attribute]
Name = Outside_Operation_Flag
Type = String
Cardinality = 1
MaxLength = 1
IsKey = false
IsForeignKey = false
IsRequired = false
AppSpecificInfo = CN=Outside_Operation_Flag:::
IsRequiredServerBound = false
[End]
[Attribute]
Name = Costing_Eabled_Flag
Type = String
Cardinality = 1
MaxLength = 1
IsKey = false
IsForeignKey = false
IsRequired = false
AppSpecificInfo = CN=Costing_Eabled_Flag:::
IsRequiredServerBound = false
[End]
[Attribute]
Name = Auto_created_Config_Flag
Type = String
Cardinality = 1
MaxLength = 1
IsKey = false
IsForeignKey = false
IsRequired = false
AppSpecificInfo = CN=Auto_created_Config_Flag:::
IsRequiredServerBound = false
[End]
[Attribute]
Name = Cycle_count_enabled_flag
Type = String
Cardinality = 1
MaxLength = 1
IsKey = false

```

```

IsForeignKey = false
IsRequired = false
AppSpecificInfo = CN=Cycle_count_enabled_flag:::
IsRequiredServerBound = false
[End]
[Attribute]
Name = Ship_Model_Complete_flag
Type = String
Cardinality = 1
MaxLength = 1
IsKey = false
IsForeignKey = false
IsRequired = false
AppSpecificInfo = CN=Ship_Model_Complete_flag:::
IsRequiredServerBound = false
[End]
[Attribute]
Name = MRP_Planning_code
Type = String
Cardinality = 1
MaxLength = 1
IsKey = false
IsForeignKey = false
IsRequired = false
AppSpecificInfo = CN=MRP_Planning_code:::
IsRequiredServerBound = false
[End]
[Attribute]
Name = Return_Inspection_requirement
Type = Integer
Cardinality = 1
MaxLength = 1
IsKey = false
IsForeignKey = false
IsRequired = false
AppSpecificInfo = CN=Return_Inspection_requirement:::
IsRequiredServerBound = false
[End]
[Attribute]
Name = Container_Item_Flag
Type = String
Cardinality = 1
MaxLength = 1
IsKey = false
IsForeignKey = false
IsRequired = false
AppSpecificInfo = CN=Container_Item_Flag:::
IsRequiredServerBound = false
[End]
[Attribute]
Name = Vehicle_Item_Flag
Type = String
Cardinality = 1
MaxLength = 1
IsKey = false
IsForeignKey = false
IsRequired = false
AppSpecificInfo = CN=Vehicle_Item_Flag:::
IsRequiredServerBound = false
[End]
[Attribute]
Name = Service_Staring_Delay
Type = Integer
Cardinality = 1
MaxLength = 1
IsKey = false
IsForeignKey = false
IsRequired = false
AppSpecificInfo = CN=Service_Staring_Delay:::
IsRequiredServerBound = false
[End]
[Attribute]
Name = Catalog_Status_Flag
Type = String
Cardinality = 1
MaxLength = 1
IsKey = false
IsForeignKey = false
IsRequired = false
AppSpecificInfo = CN=Catalog_Status_Flag:::
IsRequiredServerBound = false
[End]
[Attribute]
Name = Hazard_Class_ID
Type = Integer
Cardinality = 1
MaxLength = 1
IsKey = false

```

```

IsForeignKey = false
IsRequired = false
AppSpecificInfo = CN=Hazard_Class_ID:::
IsRequiredServerBound = false
[End]
[Attribute]
Name = Template_Id
Type = Integer
Cardinality = 1
MaxLength = 1
IsKey = false
IsForeignKey = false
IsRequired = false
AppSpecificInfo = CN=Template_Id
IsRequiredServerBound = false
[End]
[Attribute]
Name = Template_Name
Type = String
Cardinality = 1
MaxLength = 30
IsKey = false
IsForeignKey = false
IsRequired = false
AppSpecificInfo = CN=Template_Name
IsRequiredServerBound = false
[End]
[Attribute]
Name = ORACLEAPPS_Item_Revision_Interface
Type = ORACLEAPPS_Item_Revision_Interface_BO
ContainedObjectVersion = 1.0.0
Relationship = Containment
Cardinality = n
MaxLength = 1
IsKey = false
IsForeignKey = false
IsRequired = false
IsRequiredServerBound = false
[End]
[Attribute]
Name = ORACLEAPPS_Item_Category_Interface
Type = ORACLEAPPS_Item_Category_Interface_BO
ContainedObjectVersion = 1.0.0
Relationship = Containment
Cardinality = n
MaxLength = 1
IsKey = false
IsForeignKey = false
IsRequired = false
IsRequiredServerBound = false
[End]
[Attribute]
Name = ObjectEventId
Type = String
MaxLength = 255
IsKey = false
IsForeignKey = false
IsRequired = false
IsRequiredServerBound = false
[End]

[Verb]
Name = Create
[End]

[Verb]
Name = Delete
[End]

[Verb]
Name = Retrieve
[End]

[Verb]
Name = Update
[End]
[End]

```

BO_ORACLEAPPS_ITEMRETRIEVE

Business object used for testing:P

```

[ReposCopy]
Version = 3.1.0
[End]
[BusinessObjectDefinition]

```



```
Name = ORACLEAPPS_Item_Category_BO
Version = 1.0.0
AppSpecificInfo = TN=MTL_ITEM_CATEGORIES_V
```

```
[Attribute]
Name = Category_ID
Type = Integer
Cardinality = 1
MaxLength = 1
IsKey = true
IsForeignKey = false
IsRequired = false
AppSpecificInfo = CN=Category_ID:::
IsRequiredServerBound = false
[End]
[Attribute]
Name = Category_Set_ID
Type = Integer
Cardinality = 1
MaxLength = 1
IsKey = false
IsForeignKey = false
IsRequired = false
AppSpecificInfo = CN=Category_Set_ID:::
IsRequiredServerBound = false
[End]
[Attribute]
Name = Inventory_Item_ID
Type = Integer
Cardinality = 1
MaxLength = 1
IsKey = false
IsForeignKey = false
IsRequired = false
AppSpecificInfo = CN=Inventory_Item_ID:::
IsRequiredServerBound = false
[End]
[Attribute]
Name = Organization_ID
Type = Integer
Cardinality = 1
MaxLength = 1
IsKey = false
IsForeignKey = false
IsRequired = false
AppSpecificInfo = CN=Organization_ID:::
IsRequiredServerBound = false
[End]
[Attribute]
Name = Last_Update_Date
Type = Date
Cardinality = 1
MaxLength = 1
IsKey = false
IsForeignKey = false
IsRequired = false
AppSpecificInfo = CN=Last_Update_Date:::
IsRequiredServerBound = false
[End]
[Attribute]
Name = Last_Updated_By
Type = Integer
Cardinality = 1
MaxLength = 1
IsKey = false
IsForeignKey = false
IsRequired = false
AppSpecificInfo = CN=Last_Updated_By:::
IsRequiredServerBound = false
[End]
[Attribute]
Name = Last_Update_Login
Type = Integer
Cardinality = 1
MaxLength = 1
IsKey = false
IsForeignKey = false
IsRequired = false
AppSpecificInfo = CN=Last_Update_Login:::
IsRequiredServerBound = false
[End]
[Attribute]
Name = Created_By
Type = Integer
Cardinality = 1
MaxLength = 1
IsKey = false
IsForeignKey = false
```

```

IsRequired = false
AppSpecificInfo = CN=Created_By:::
IsRequiredServerBound = false
[End]
[Attribute]
Name = Creation_Date
Type = Date
Cardinality = 1
MaxLength = 1
IsKey = false
IsForeignKey = false
IsRequired = false
AppSpecificInfo = CN=Creation_Date:::
IsRequiredServerBound = false
[End]
[Attribute]
Name = Category_Set_Name
Type = String
Cardinality = 1
MaxLength = 30
IsKey = false
IsForeignKey = false
IsRequired = false
AppSpecificInfo = CN=Category_Set_Name:::
IsRequiredServerBound = false
[End]
[Attribute]
Name = Validate_Flag
Type = String
Cardinality = 1
MaxLength = 1
IsKey = false
IsForeignKey = false
IsRequired = false
AppSpecificInfo = CN=Validate_Flag:::
IsRequiredServerBound = false
[End]
[Attribute]
Name = Segment1
Type = String
Cardinality = 1
MaxLength = 30
IsKey = false
IsForeignKey = false
IsRequired = false
AppSpecificInfo = CN=Segment1:::
IsRequiredServerBound = false
[End]
[Attribute]
Name = Segment2
Type = String
Cardinality = 1
MaxLength = 40
IsKey = false
IsForeignKey = false
IsRequired = false
AppSpecificInfo = CN=Segment2:::
IsRequiredServerBound = false
[End]
[Attribute]
Name = Segment3
Type = String
Cardinality = 1
MaxLength = 40
IsKey = false
IsForeignKey = false
IsRequired = false
AppSpecificInfo = CN=Segment3:::
IsRequiredServerBound = false
[End]
[Attribute]
Name = Control_Level
Type = Integer
Cardinality = 1
MaxLength = 1
IsKey = false
IsForeignKey = false
IsRequired = false
AppSpecificInfo = CN=Control_Level:::
IsRequiredServerBound = false
[End]
[Attribute]
Name = Control_Level_Dispatch
Type = String
Cardinality = 1
MaxLength = 80
IsKey = false
IsForeignKey = false

```

```

IsRequired = false
AppSpecificInfo = CN=Control_Level_Disp:::
IsRequiredServerBound = false
[End]
[Attribute]
Name = Category_Concat_Segs
Type = String
Cardinality = 1
MaxLength = 122
IsKey = false
IsForeignKey = false
IsRequired = false
AppSpecificInfo = CN=Category_Concat_Segs:::
IsRequiredServerBound = false
[End]
[Attribute]
Name = ObjectEventId
Type = String
MaxLength = 255
IsKey = false
IsForeignKey = false
IsRequired = false
IsRequiredServerBound = false
[End]

[Verb]
Name = Create
[End]

[Verb]
Name = Delete
[End]

[Verb]
Name = Retrieve
[End]

[Verb]
Name = Update
[End]
[End]
[BusinessObjectDefinition]
Name = ORACLEAPPS_Item_Revision_BO
Version = 1.0.0
AppSpecificInfo = TN=MTL_ITEM_REVISIONS_ALL_V

[Attribute]
Name = Inventory_ID
Type = Integer
Cardinality = 1
MaxLength = 1
IsKey = true
IsForeignKey = false
IsRequired = false
AppSpecificInfo = CN=Inventory_ID:::
IsRequiredServerBound = false
[End]
[Attribute]
Name = Organization_ID
Type = Integer
Cardinality = 1
MaxLength = 1
IsKey = false
IsForeignKey = false
IsRequired = false
AppSpecificInfo = CN=Organization_ID:::
IsRequiredServerBound = false
[End]
[Attribute]
Name = Revision
Type = String
Cardinality = 1
MaxLength = 3
IsKey = false
IsForeignKey = false
IsRequired = false
AppSpecificInfo = CN=Revision:::
IsRequiredServerBound = false
[End]
[Attribute]
Name = Last_Update_Date
Type = Date
Cardinality = 1
MaxLength = 1
IsKey = false
IsForeignKey = false
IsRequired = false
AppSpecificInfo = CN=Last_Update_Date:::

```

```

IsRequiredServerBound = false
[End]
[Attribute]
Name = Last_Updated_By
Type = Integer
Cardinality = 1
MaxLength = 1
IsKey = false
IsForeignKey = false
IsRequired = false
AppSpecificInfo = CN=Last_Updated_By:::
IsRequiredServerBound = false
[End]
[Attribute]
Name = Last_Update_Login
Type = Integer
Cardinality = 1
MaxLength = 1
IsKey = false
IsForeignKey = false
IsRequired = false
AppSpecificInfo = CN=Last_Update_Login:::
IsRequiredServerBound = false
[End]
[Attribute]
Name = Created_By
Type = Integer
Cardinality = 1
MaxLength = 1
IsKey = false
IsForeignKey = false
IsRequired = false
AppSpecificInfo = CN=Created_By:::
IsRequiredServerBound = false
[End]
[Attribute]
Name = Creation_Date
Type = Date
Cardinality = 1
MaxLength = 1
IsKey = false
IsForeignKey = false
IsRequired = false
AppSpecificInfo = CN=Creation_Date:::
IsRequiredServerBound = false
[End]
[Attribute]
Name = Change_Notice
Type = String
Cardinality = 1
MaxLength = 10
IsKey = false
IsForeignKey = false
IsRequired = false
AppSpecificInfo = CN=Change_Notice:::
IsRequiredServerBound = false
[End]
[Attribute]
Name = ECN_Initiation_Date
Type = Date
Cardinality = 1
MaxLength = 1
IsKey = false
IsForeignKey = false
IsRequired = false
AppSpecificInfo = CN=ECN_Initiation_Date:::
IsRequiredServerBound = false
[End]
[Attribute]
Name = Implementation_date
Type = Date
Cardinality = 1
MaxLength = 1
IsKey = false
IsForeignKey = false
IsRequired = false
AppSpecificInfo = CN=Implementation_date:::
IsRequiredServerBound = false
[End]
[Attribute]
Name = Implementation_Serial_Number
Type = String
Cardinality = 1
MaxLength = 30
IsKey = false
IsForeignKey = false
IsRequired = false
AppSpecificInfo = CN=Implementation_Serial_Number:::

```

```

IsRequiredServerBound = false
[End]
[Attribute]
Name = Attribute_Category
Type = String
Cardinality = 1
MaxLength = 30
IsKey = false
IsForeignKey = false
IsRequired = false
AppSpecificInfo = CN=Attribute_Category:::
IsRequiredServerBound = false
[End]
[Attribute]
Name = Attribute1
Type = String
Cardinality = 1
MaxLength = 150
IsKey = false
IsForeignKey = false
IsRequired = false
AppSpecificInfo = CN=Attribute1:::
IsRequiredServerBound = false
[End]
[Attribute]
Name = Attribute2
Type = String
Cardinality = 1
MaxLength = 150
IsKey = false
IsForeignKey = false
IsRequired = false
AppSpecificInfo = CN=Attribute2:::
IsRequiredServerBound = false
[End]
[Attribute]
Name = Attribute3
Type = String
Cardinality = 1
MaxLength = 150
IsKey = false
IsForeignKey = false
IsRequired = false
AppSpecificInfo = CN=Attribute3:::
IsRequiredServerBound = false
[End]
[Attribute]
Name = Attribute4
Type = String
Cardinality = 1
MaxLength = 150
IsKey = false
IsForeignKey = false
IsRequired = false
AppSpecificInfo = CN=Attribute4:::
IsRequiredServerBound = false
[End]
[Attribute]
Name = Attribute5
Type = String
Cardinality = 1
MaxLength = 150
IsKey = false
IsForeignKey = false
IsRequired = false
AppSpecificInfo = CN=Attribute5:::
IsRequiredServerBound = false
[End]
[Attribute]
Name = Description
Type = String
Cardinality = 1
MaxLength = 240
IsKey = false
IsForeignKey = false
IsRequired = false
AppSpecificInfo = CN=Description:::
IsRequiredServerBound = false
[End]
[Attribute]
Name = ObjectEventId
Type = String
MaxLength = 255
IsKey = false
IsForeignKey = false
IsRequired = false
IsRequiredServerBound = false
[End]

```

```

[Verb]
Name = Create
[End]

[Verb]
Name = Delete
[End]

[Verb]
Name = Retrieve
[End]

[Verb]
Name = Update
[End]
[End]
[BusinessObjectDefinition]
Name = ORACLEAPPS_Item_Retrieve
Version = 1.0.0
AppSpecificInfo = TN=MTL_SYSTEM_ITEMS_FVL

[Attribute]
Name = Inventory_Item_ID
Type = Integer
Cardinality = 1
MaxLength = 1
IsKey = true
IsForeignKey = false
IsRequired = false
AppSpecificInfo = CN=Inventory_Item_ID:::
IsRequiredServerBound = false
[End]
[Attribute]
Name = Organization_ID
Type = Integer
Cardinality = 1
MaxLength = 1
IsKey = false
IsForeignKey = false
IsRequired = false
AppSpecificInfo = CN=Organization_ID:::
IsRequiredServerBound = false
[End]
[Attribute]
Name = Primary_UOM_Code
Type = String
Cardinality = 1
MaxLength = 3
IsKey = false
IsForeignKey = false
IsRequired = false
AppSpecificInfo = CN=Primary_UOM_Code:::
IsRequiredServerBound = false
[End]
[Attribute]
Name = Primary_Unit_Of_Measure
Type = String
Cardinality = 1
MaxLength = 25
IsKey = false
IsForeignKey = false
IsRequired = false
AppSpecificInfo = CN=Primary_Unit_Of_Measure:::
IsRequiredServerBound = false
[End]
[Attribute]
Name = Item_Type
Type = String
Cardinality = 1
MaxLength = 30
IsKey = false
IsForeignKey = false
IsRequired = false
AppSpecificInfo = CN=Item_Type:::
IsRequiredServerBound = false
[End]
[Attribute]
Name = Inventory_Item_Status_Code
Type = String
Cardinality = 1
MaxLength = 10
IsKey = false
IsForeignKey = false
IsRequired = false
AppSpecificInfo = CN=Inventory_Item_Status_Code:::
IsRequiredServerBound = false
[End]

```

```

[Attribute]
Name = Item_Catalog_Group_Id
Type = Integer
Cardinality = 1
MaxLength = 1
IsKey = false
IsForeignKey = false
IsRequired = false
AppSpecificInfo = CN=Item_Catalog_Group_Id:::
IsRequiredServerBound = false
[End]
[Attribute]
Name = Catalog_Status_Flag
Type = String
Cardinality = 1
MaxLength = 1
IsKey = false
IsForeignKey = false
IsRequired = false
AppSpecificInfo = CN=Catalog_Status_Flag:::
IsRequiredServerBound = false
[End]
[Attribute]
Name = Inventory_Item_Flag
Type = String
Cardinality = 1
MaxLength = 1
IsKey = false
IsForeignKey = false
IsRequired = false
AppSpecificInfo = CN=Inventory_Item_Flag:::
IsRequiredServerBound = false
[End]
[Attribute]
Name = Stock_Enabled_Flag
Type = String
Cardinality = 1
MaxLength = 1
IsKey = false
IsForeignKey = false
IsRequired = false
AppSpecificInfo = CN=Stock_Enabled_Flag:::
IsRequiredServerBound = false
[End]
[Attribute]
Name = Mtl_Transaction_Enabled_Flag
Type = String
Cardinality = 1
MaxLength = 1
IsKey = false
IsForeignKey = false
IsRequired = false
AppSpecificInfo = CN=Mtl_Transaction_Enabled_Flag:::
IsRequiredServerBound = false
[End]
[Attribute]
Name = Check_Shortage_Flag
Type = String
Cardinality = 1
MaxLength = 1
IsKey = false
IsForeignKey = false
IsRequired = false
AppSpecificInfo = CN=Check_Shortage_Flag:::
IsRequiredServerBound = false
[End]
[Attribute]
Name = Revision_Qty_Control_code
Type = Integer
Cardinality = 1
MaxLength = 1
IsKey = false
IsForeignKey = false
IsRequired = false
AppSpecificInfo = CN=Revision_Qty_Control_code:::
IsRequiredServerBound = false
[End]
[Attribute]
Name = Reservable_Type
Type = Integer
Cardinality = 1
MaxLength = 1
IsKey = false
IsForeignKey = false
IsRequired = false
AppSpecificInfo = CN=Reservable_Type:::
IsRequiredServerBound = false
[End]

```

```

[Attribute]
Name = Shelf_Life_Code
Type = Integer
Cardinality = 1
MaxLength = 1
IsKey = false
IsForeignKey = false
IsRequired = false
AppSpecificInfo = CN=Shelf_Life_Code:::
IsRequiredServerBound = false
[End]
[Attribute]
Name = Cycle_Count_Enabled_Flag
Type = String
Cardinality = 1
MaxLength = 1
IsKey = false
IsForeignKey = false
IsRequired = false
AppSpecificInfo = CN=Cycle_Count_Enabled_Flag:::
IsRequiredServerBound = false
[End]
[Attribute]
Name = Lot_Control_Code
Type = Integer
Cardinality = 1
MaxLength = 1
IsKey = false
IsForeignKey = false
IsRequired = false
AppSpecificInfo = CN=Lot_Control_Code:::
IsRequiredServerBound = false
[End]
[Attribute]
Name = Serial_number_Control_Code
Type = Integer
Cardinality = 1
MaxLength = 1
IsKey = false
IsForeignKey = false
IsRequired = false
AppSpecificInfo = CN=Serial_number_Control_Code:::
IsRequiredServerBound = false
[End]
[Attribute]
Name = Location_control_Code
Type = Integer
Cardinality = 1
MaxLength = 1
IsKey = false
IsForeignKey = false
IsRequired = false
AppSpecificInfo = CN=Location_control_Code:::
IsRequiredServerBound = false
[End]
[Attribute]
Name = Bom_Enabled_Flag
Type = String
Cardinality = 1
MaxLength = 1
IsKey = false
IsForeignKey = false
IsRequired = false
AppSpecificInfo = CN=Bom_Enabled_Flag:::
IsRequiredServerBound = false
[End]
[Attribute]
Name = Bom_Item_Type
Type = Integer
Cardinality = 1
MaxLength = 1
IsKey = false
IsForeignKey = false
IsRequired = false
AppSpecificInfo = CN=Bom_Item_Type:::
IsRequiredServerBound = false
[End]
[Attribute]
Name = Eng_Item_Flag
Type = String
Cardinality = 1
MaxLength = 1
IsKey = false
IsForeignKey = false
IsRequired = false
AppSpecificInfo = CN=Eng_Item_Flag:::
IsRequiredServerBound = false
[End]

```



```

[Attribute]
Name = Engineering_ECN_Code
Type = String
Cardinality = 1
MaxLength = 50
IsKey = false
IsForeignKey = false
IsRequired = false
AppSpecificInfo = CN=Engineering_ECN_Code:::
IsRequiredServerBound = false
[End]
[Attribute]
Name = Costing_Enabled_Flag
Type = String
Cardinality = 1
MaxLength = 1
IsKey = false
IsForeignKey = false
IsRequired = false
AppSpecificInfo = CN=Costing_Enabled_Flag:::
IsRequiredServerBound = false
[End]
[Attribute]
Name = Inventory_Adder_Flag
Type = String
Cardinality = 1
MaxLength = 1
IsKey = false
IsForeignKey = false
IsRequired = false
AppSpecificInfo = CN=Inventory_Adder_Flag:::
IsRequiredServerBound = false
[End]
[Attribute]
Name = Cost_Of_Sales_Account
Type = Integer
Cardinality = 1
MaxLength = 1
IsKey = false
IsForeignKey = false
IsRequired = false
AppSpecificInfo = CN=Cost_Of_Sales_Account:::
IsRequiredServerBound = false
[End]
[Attribute]
Name = Purchasing_Item_Flag
Type = String
Cardinality = 1
MaxLength = 1
IsKey = false
IsForeignKey = false
IsRequired = false
AppSpecificInfo = CN=Purchasing_Item_Flag:::
IsRequiredServerBound = false
[End]
[Attribute]
Name = Purchasing_Tax_Code
Type = String
Cardinality = 1
MaxLength = 50
IsKey = false
IsForeignKey = false
IsRequired = false
AppSpecificInfo = CN=Purchasing_Tax_Code:::
IsRequiredServerBound = false
[End]
[Attribute]
Name = List_Price_Per_Unit
Type = Integer
Cardinality = 1
MaxLength = 1
IsKey = false
IsForeignKey = false
IsRequired = false
AppSpecificInfo = CN=List_Price_Per_Unit:::
IsRequiredServerBound = false
[End]
[Attribute]
Name = Market_Price
Type = Integer
Cardinality = 1
MaxLength = 1
IsKey = false
IsForeignKey = false
IsRequired = false
AppSpecificInfo = CN=Market_Price:::
IsRequiredServerBound = false
[End]

```

```

[Attribute]
Name = Encumbrance_Account
Type = Integer
Cardinality = 1
MaxLength = 1
IsKey = false
IsForeignKey = false
IsRequired = false
AppSpecificInfo = CN=Encumbrance_Account:::
IsRequiredServerBound = false
[End]
[Attribute]
Name = Expense_Account
Type = Integer
Cardinality = 1
MaxLength = 1
IsKey = false
IsForeignKey = false
IsRequired = false
AppSpecificInfo = CN=Expense_Account:::
IsRequiredServerBound = false
[End]
[Attribute]
Name = Weight_UOM_Code
Type = String
Cardinality = 1
MaxLength = 3
IsKey = false
IsForeignKey = false
IsRequired = false
AppSpecificInfo = CN=Weight_UOM_Code:::
IsRequiredServerBound = false
[End]
[Attribute]
Name = Unit_Weight
Type = Integer
Cardinality = 1
MaxLength = 1
IsKey = false
IsForeignKey = false
IsRequired = false
AppSpecificInfo = CN=Unit_Weight:::
IsRequiredServerBound = false
[End]
[Attribute]
Name = Volume_UOM_Code
Type = String
Cardinality = 1
MaxLength = 3
IsKey = false
IsForeignKey = false
IsRequired = false
AppSpecificInfo = CN=Volume_UOM_Code:::
IsRequiredServerBound = false
[End]
[Attribute]
Name = Unit_Volume
Type = Integer
Cardinality = 1
MaxLength = 1
IsKey = false
IsForeignKey = false
IsRequired = false
AppSpecificInfo = CN=Unit_Volume:::
IsRequiredServerBound = false
[End]
[Attribute]
Name = Planner_Code
Type = String
Cardinality = 1
MaxLength = 10
IsKey = false
IsForeignKey = false
IsRequired = false
AppSpecificInfo = CN=Planner_Code:::
IsRequiredServerBound = false
[End]
[Attribute]
Name = Sales_Account
Type = Integer
Cardinality = 1
MaxLength = 1
IsKey = false
IsForeignKey = false
IsRequired = false
AppSpecificInfo = CN=Sales_Account:::
IsRequiredServerBound = false
[End]

```

```

[Attribute]
Name = Segment1
Type = String
Cardinality = 1
MaxLength = 40
IsKey = false
IsForeignKey = false
IsRequired = false
AppSpecificInfo = CN=Segment1:::
IsRequiredServerBound = false
[End]
[Attribute]
Name = Segment2
Type = String
Cardinality = 1
MaxLength = 40
IsKey = false
IsForeignKey = false
IsRequired = false
AppSpecificInfo = CN=Segment2:::
IsRequiredServerBound = false
[End]
[Attribute]
Name = Segment3
Type = String
Cardinality = 1
MaxLength = 40
IsKey = false
IsForeignKey = false
IsRequired = false
AppSpecificInfo = CN=Segment3:::
IsRequiredServerBound = false
[End]
[Attribute]
Name = Created_By
Type = Integer
Cardinality = 1
MaxLength = 1
IsKey = false
IsForeignKey = false
IsRequired = false
AppSpecificInfo = CN=Created_By:::
IsRequiredServerBound = false
[End]
[Attribute]
Name = Creation_Date
Type = Date
Cardinality = 1
MaxLength = 1
IsKey = false
IsForeignKey = false
IsRequired = false
AppSpecificInfo = CN=Creation_Date:::
IsRequiredServerBound = false
[End]
[Attribute]
Name = Last_Update_Date
Type = Date
Cardinality = 1
MaxLength = 1
IsKey = false
IsForeignKey = false
IsRequired = false
AppSpecificInfo = CN=Last_Update_Date:::
IsRequiredServerBound = false
[End]
[Attribute]
Name = Last_Updated_By
Type = Integer
Cardinality = 1
MaxLength = 1
IsKey = false
IsForeignKey = false
IsRequired = false
AppSpecificInfo = CN=Last_Updated_By:::
IsRequiredServerBound = false
[End]
[Attribute]
Name = Last_Update_Login
Type = Integer
Cardinality = 1
MaxLength = 1
IsKey = false
IsForeignKey = false
IsRequired = false
AppSpecificInfo = CN=Last_Update_Login:::
IsRequiredServerBound = false
[End]

```

```

[Attribute]
Name = Description
Type = String
Cardinality = 1
MaxLength = 240
IsKey = false
IsForeignKey = false
IsRequired = false
AppSpecificInfo = CN=Description:::
IsRequiredServerBound = false
[End]
[Attribute]
Name = ORACLEAPPS_Item_Category_BO
Type = ORACLEAPPS_Item_Category_BO
ContainedObjectVersion = 1.0.0
Relationship = Containment
Cardinality = n
MaxLength = 1
IsKey = false
IsForeignKey = false
IsRequired = false
IsRequiredServerBound = false
[End]
[Attribute]
Name = ORACLEAPPS_Item_Revision_BO
Type = ORACLEAPPS_Item_Revision_BO
ContainedObjectVersion = 1.0.0
Relationship = Containment
Cardinality = n
MaxLength = 1
IsKey = false
IsForeignKey = false
IsRequired = false
IsRequiredServerBound = false
[End]
[Attribute]
Name = ObjectEventId
Type = String
MaxLength = 255
IsKey = false
IsForeignKey = false
IsRequired = false
IsRequiredServerBound = false
[End]

[Verb]
Name = Create
[End]

[Verb]
Name = Delete
[End]

[Verb]
Name = Retrieve
[End]

[Verb]
Name = Update
[End]
[End]

```

BO_ORACLEAPPS_ORDER

Business object used for testing:

```

[ReposCopy]
Version = 3.1.0
[End]
[BusinessObjectDefinition]
Name = ORACLEAPPS_Order_SalesCredits_Interface_BO
Version = 1.0.0
AppSpecificInfo = TN=OE_CREDITS_IFACE_ALL

[Attribute]
Name = Order_Source_ID
Type = Integer
Cardinality = 1
MaxLength = 1
IsKey = false
IsForeignKey = false
IsRequired = false
AppSpecificInfo = CN=Order_Source_ID:::
IsRequiredServerBound = false
[End]
[Attribute]

```

```

Name = Context
Type = String
Cardinality = 1
MaxLength = 30
IsKey = false
IsForeignKey = false
IsRequired = false
AppSpecificInfo = CN=Context:::
IsRequiredServerBound = false
[End]
[Attribute]
Name = Attribute1
Type = String
Cardinality = 1
MaxLength = 150
IsKey = false
IsForeignKey = false
IsRequired = false
AppSpecificInfo = CN=Attribute1:::
IsRequiredServerBound = false
[End]
[Attribute]
Name = Attribute2
Type = String
Cardinality = 1
MaxLength = 150
IsKey = false
IsForeignKey = false
IsRequired = false
AppSpecificInfo = CN=Attribute2:::
IsRequiredServerBound = false
[End]
[Attribute]
Name = Attribute3
Type = String
Cardinality = 1
MaxLength = 150
IsKey = false
IsForeignKey = false
IsRequired = false
AppSpecificInfo = CN=Attribute3
IsRequiredServerBound = false
[End]
[Attribute]
Name = Attribute4
Type = String
Cardinality = 1
MaxLength = 150
IsKey = false
IsForeignKey = false
IsRequired = false
AppSpecificInfo = CN=Attribute4:::
IsRequiredServerBound = false
[End]
[Attribute]
Name = Attribute5
Type = String
Cardinality = 1
MaxLength = 150
IsKey = false
IsForeignKey = false
IsRequired = false
AppSpecificInfo = CN=Attribute5:::
IsRequiredServerBound = false
[End]
[Attribute]
Name = Created_By
Type = Integer
Cardinality = 1
MaxLength = 1
IsKey = false
IsForeignKey = false
IsRequired = false
AppSpecificInfo = CN=Created_By:::
IsRequiredServerBound = false
[End]
[Attribute]
Name = Creation_Date
Type = Date
Cardinality = 1
MaxLength = 1
IsKey = false
IsForeignKey = false
IsRequired = true
AppSpecificInfo = CN=Creation_Date:::
IsRequiredServerBound = false
[End]
[Attribute]

```

```

Name = Last_Update_Date
Type = Date
Cardinality = 1
MaxLength = 1
IsKey = false
IsForeignKey = false
IsRequired = true
AppSpecificInfo = CN=Last_Update_Date:::
IsRequiredServerBound = false
[End]
[Attribute]
Name = Last_Update_login
Type = Integer
Cardinality = 1
MaxLength = 1
IsKey = false
IsForeignKey = false
IsRequired = false
AppSpecificInfo = CN=Last_Update_Date:::
IsRequiredServerBound = false
[End]
[Attribute]
Name = Last_Updated_By
Type = Integer
Cardinality = 1
MaxLength = 1
IsKey = false
IsForeignKey = false
IsRequired = true
AppSpecificInfo = CN=Last_Updated_By:::
IsRequiredServerBound = false
[End]
[Attribute]
Name = Operation_Code
Type = String
Cardinality = 1
MaxLength = 30
IsKey = false
IsForeignKey = false
IsRequired = true
AppSpecificInfo = CN=Operation_Code:::
IsRequiredServerBound = false
[End]
[Attribute]
Name = Orig_Sys_Credit_Ref
Type = String
Cardinality = 1
MaxLength = 50
IsKey = false
IsForeignKey = false
IsRequired = false
AppSpecificInfo = CN=Orig_Sys_Credit_Ref:::
IsRequiredServerBound = false
[End]
[Attribute]
Name = Orig_Sys_Document_Ref
Type = String
Cardinality = 1
MaxLength = 50
IsKey = true
IsForeignKey = true
IsRequired = false
AppSpecificInfo = CN=Orig_Sys_Document_Ref:FK=Orig_Sys_Document_Ref:::
IsRequiredServerBound = false
[End]
[Attribute]
Name = Orig_Sys_Line_Ref
Type = String
Cardinality = 1
MaxLength = 50
IsKey = false
IsForeignKey = false
IsRequired = false
AppSpecificInfo = CN=Orig_Sys_Line_Ref:FK=Orig_Sys_Line_Ref:::
IsRequiredServerBound = false
[End]
[Attribute]
Name = Orig_Sys_Shipment_Ref
Type = String
Cardinality = 1
MaxLength = 50
IsKey = false
IsForeignKey = false
IsRequired = false
AppSpecificInfo = CN=Orig_Sys_Shipment_Ref:::
IsRequiredServerBound = false
[End]
[Attribute]

```

```

Name = Percent
Type = Integer
Cardinality = 1
MaxLength = 1
IsKey = false
IsForeignKey = false
IsRequired = false
AppSpecificInfo = CN=Percent:::
IsRequiredServerBound = false
[End]
[Attribute]
Name = Sales_Credit_ID
Type = Integer
Cardinality = 1
MaxLength = 1
IsKey = false
IsForeignKey = false
IsRequired = false
AppSpecificInfo = CN=Sales_Credit_ID:::
IsRequiredServerBound = false
[End]
[Attribute]
Name = Sales_Credit_Type_ID
Type = Integer
Cardinality = 1
MaxLength = 1
IsKey = false
IsForeignKey = false
IsRequired = false
AppSpecificInfo = CN=Sales_Credit_Type_ID:::
IsRequiredServerBound = false
[End]
[Attribute]
Name = SalesRep_Id
Type = Integer
Cardinality = 1
MaxLength = 1
IsKey = false
IsForeignKey = false
IsRequired = false
AppSpecificInfo = CN=SalesRep_Id:::
IsRequiredServerBound = false
[End]
[Attribute]
Name = ObjectEventId
Type = String
MaxLength = 255
IsKey = false
IsForeignKey = false
IsRequired = false
IsRequiredServerBound = false
[End]

[Verb]
Name = Create
[End]

[Verb]
Name = Delete
[End]

[Verb]
Name = Retrieve
[End]

[Verb]
Name = Update
[End]
[End]
[BusinessObjectDefinition]
Name = ORACLEAPPS_Order_PriceAdj_Interface_BO
Version = 1.0.0
AppSpecificInfo = TN=OE_PRICE_ADJS_IFACE_ALL

[Attribute]
Name = Order_Source_Id
Type = Integer
Cardinality = 1
MaxLength = 1
IsKey = false
IsForeignKey = false
IsRequired = false
AppSpecificInfo = CN=Order_Source_Id:::
IsRequiredServerBound = false
[End]
[Attribute]
Name = Orig_Sys_Document_Ref
Type = String

```

```

Cardinality = 1
MaxLength = 50
IsKey = true
IsForeignKey = true
IsRequired = false
AppSpecificInfo = CN=Orig_Sys_Document_Ref:FK=Orig_Sys_Document_Ref:::
IsRequiredServerBound = false
[End]
[Attribute]
Name = Orig_Sys_Line_Ref
Type = String
Cardinality = 1
MaxLength = 50
IsKey = false
IsForeignKey = false
IsRequired = false
AppSpecificInfo = CN=Orig_Sys_Line_Ref:FK=Orig_Sys_Line_Ref:::
IsRequiredServerBound = false
[End]
[Attribute]
Name = Orig_Sys_Shipment_Ref
Type = String
Cardinality = 1
MaxLength = 50
IsKey = false
IsForeignKey = false
IsRequired = false
AppSpecificInfo = CN=Orig_Sys_Shipment_Ref:::
IsRequiredServerBound = false
[End]
[Attribute]
Name = Orig_Sys_Discount_Ref
Type = String
Cardinality = 1
MaxLength = 50
IsKey = false
IsForeignKey = false
IsRequired = false
AppSpecificInfo = CN=Orig_Sys_Discount_Ref:::
IsRequiredServerBound = false
[End]
[Attribute]
Name = Creation_Date
Type = Date
Cardinality = 1
MaxLength = 1
IsKey = false
IsForeignKey = false
IsRequired = true
AppSpecificInfo = CN=Creation_Date:::
IsRequiredServerBound = false
[End]
[Attribute]
Name = Created_By
Type = Integer
Cardinality = 1
MaxLength = 1
IsKey = false
IsForeignKey = false
IsRequired = true
AppSpecificInfo = CN=Created_By:::
IsRequiredServerBound = false
[End]
[Attribute]
Name = Last_Update_Date
Type = Date
Cardinality = 1
MaxLength = 1
IsKey = false
IsForeignKey = false
IsRequired = true
AppSpecificInfo = CN=Last_Update_Date:::
IsRequiredServerBound = false
[End]
[Attribute]
Name = Last_Update_Login
Type = Integer
Cardinality = 1
MaxLength = 1
IsKey = false
IsForeignKey = false
IsRequired = false
AppSpecificInfo = CN=Last_Update_Login:::
IsRequiredServerBound = false
[End]
[Attribute]
Name = Last_Updated_By
Type = Integer

```



```

Cardinality = 1
MaxLength = 1
IsKey = false
IsForeignKey = false
IsRequired = true
AppSpecificInfo = CN=Last_Updated_By:::
IsRequiredServerBound = false
[End]
[Attribute]
Name = Automatic_Flag
Type = String
Cardinality = 1
MaxLength = 1
IsKey = false
IsForeignKey = false
IsRequired = true
AppSpecificInfo = CN=Automatic_Flag:::
IsRequiredServerBound = false
[End]
[Attribute]
Name = Context
Type = String
Cardinality = 1
MaxLength = 30
IsKey = false
IsForeignKey = false
IsRequired = false
AppSpecificInfo = CN=Context:::
IsRequiredServerBound = false
[End]
[Attribute]
Name = Attribute1
Type = String
Cardinality = 1
MaxLength = 240
IsKey = false
IsForeignKey = false
IsRequired = false
AppSpecificInfo = CN=Attribute1:::
IsRequiredServerBound = false
[End]
[Attribute]
Name = Attribute2
Type = String
Cardinality = 1
MaxLength = 240
IsKey = false
IsForeignKey = false
IsRequired = false
AppSpecificInfo = CN=Attribute2:::
IsRequiredServerBound = false
[End]
[Attribute]
Name = Attribute3
Type = String
Cardinality = 1
MaxLength = 240
IsKey = false
IsForeignKey = false
IsRequired = false
AppSpecificInfo = CN=Attribute3:::
IsRequiredServerBound = false
[End]
[Attribute]
Name = Attribute4
Type = String
Cardinality = 1
MaxLength = 240
IsKey = false
IsForeignKey = false
IsRequired = false
AppSpecificInfo = CN=Attribute4:::
IsRequiredServerBound = false
[End]
[Attribute]
Name = Attribute5
Type = String
Cardinality = 1
MaxLength = 240
IsKey = false
IsForeignKey = false
IsRequired = false
AppSpecificInfo = CN=Attribute5:::
IsRequiredServerBound = false
[End]
[Attribute]
Name = List_Header_Id
Type = Integer

```

```

Cardinality = 1
MaxLength = 1
IsKey = false
IsForeignKey = false
IsRequired = false
AppSpecificInfo = CN=List_Header_Id:::
IsRequiredServerBound = false
[End]
[Attribute]
Name = List_Name
Type = String
Cardinality = 1
MaxLength = 240
IsKey = false
IsForeignKey = false
IsRequired = false
AppSpecificInfo = CN=List_Name:::
IsRequiredServerBound = false
[End]
[Attribute]
Name = List_Line_Id
Type = Integer
Cardinality = 1
MaxLength = 1
IsKey = false
IsForeignKey = false
IsRequired = false
AppSpecificInfo = CN=List_Line_Id:::
IsRequiredServerBound = false
[End]
[Attribute]
Name = Change_Reason_Code
Type = String
Cardinality = 1
MaxLength = 30
IsKey = false
IsForeignKey = false
IsRequired = false
AppSpecificInfo = CN=Change_Reason_Code:::
IsRequiredServerBound = false
[End]
[Attribute]
Name = Change_Reason_Text
Type = String
Cardinality = 1
MaxLength = 2000
IsKey = false
IsForeignKey = false
IsRequired = false
AppSpecificInfo = CN=Change_Reason_Text:::
IsRequiredServerBound = false
[End]
[Attribute]
Name = Discount_Id
Type = Integer
Cardinality = 1
MaxLength = 1
IsKey = false
IsForeignKey = false
IsRequired = false
AppSpecificInfo = CN=Discount_Id:::
IsRequiredServerBound = false
[End]
[Attribute]
Name = Discount_Line_Id
Type = Integer
Cardinality = 1
MaxLength = 1
IsKey = false
IsForeignKey = false
IsRequired = false
AppSpecificInfo = CN=Discount_Line_Id:::
IsRequiredServerBound = false
[End]
[Attribute]
Name = Discount_Name
Type = String
Cardinality = 1
MaxLength = 240
IsKey = false
IsForeignKey = false
IsRequired = false
AppSpecificInfo = CN=Discount_Name:::
IsRequiredServerBound = false
[End]
[Attribute]
Name = Operation_Code
Type = String

```

```

Cardinality = 1
MaxLength = 30
IsKey = false
IsForeignKey = false
IsRequired = true
AppSpecificInfo = CN=Operation_Code:::
IsRequiredServerBound = false
[End]
[Attribute]
Name = Operand
Type = Integer
Cardinality = 1
MaxLength = 1
IsKey = false
IsForeignKey = false
IsRequired = false
AppSpecificInfo = CN=Operand:::
IsRequiredServerBound = false
[End]
[Attribute]
Name = Pricing_Phase_ID
Type = Integer
Cardinality = 1
MaxLength = 1
IsKey = false
IsForeignKey = false
IsRequired = false
AppSpecificInfo = CN=Pricing_Phase_ID:::
IsRequiredServerBound = false
[End]
[Attribute]
Name = Adjustment_Amount
Type = Integer
Cardinality = 1
MaxLength = 1
IsKey = false
IsForeignKey = false
IsRequired = true
AppSpecificInfo = CN=Adjusted_Amount
IsRequiredServerBound = false
[End]
[Attribute]
Name = ObjectEventId
Type = String
MaxLength = 255
IsKey = false
IsForeignKey = false
IsRequired = false
IsRequiredServerBound = false
[End]

[Verb]
Name = Create
[End]

[Verb]
Name = Delete
[End]

[Verb]
Name = Retrieve
[End]

[Verb]
Name = Update
[End]
[End]
[BusinessObjectDefinition]
Name = ORACLEAPPS_Order_PriceAtts_Interface_B0
Version = 1.0.0
AppSpecificInfo = TN=OE_PRICE_ATTTS_IFACE_ALL

[Attribute]
Name = Order_Source_ID
Type = Integer
Cardinality = 1
MaxLength = 1
IsKey = false
IsForeignKey = false
IsRequired = false
AppSpecificInfo = CN=Order_Source_ID:::
IsRequiredServerBound = false
[End]
[Attribute]
Name = Orig_Sys_Document_Ref
Type = String
Cardinality = 1
MaxLength = 50

```

```

IsKey = true
IsForeignKey = true
IsRequired = false
AppSpecificInfo = CN=Orig_Sys_Document_Ref:FK=Orig_Sys_Document_Ref:::
IsRequiredServerBound = false
[End]
[Attribute]
Name = Orig_Sys_Line_Ref
Type = String
Cardinality = 1
MaxLength = 50
IsKey = false
IsForeignKey = false
IsRequired = false
AppSpecificInfo = CN=Orig_Sys_Line_Ref:::
IsRequiredServerBound = false
[End]
[Attribute]
Name = Orig_Sys_Shipment_Ref
Type = String
Cardinality = 1
MaxLength = 50
IsKey = false
IsForeignKey = false
IsRequired = false
AppSpecificInfo = CN=Orig_Sys_Shipment_Ref:::
IsRequiredServerBound = false
[End]
[Attribute]
Name = Creation_Date
Type = Date
Cardinality = 1
MaxLength = 1
IsKey = false
IsForeignKey = false
IsRequired = true
AppSpecificInfo = CN=Creation_Date:::
IsRequiredServerBound = false
[End]
[Attribute]
Name = Created_By
Type = Integer
Cardinality = 1
MaxLength = 1
IsKey = false
IsForeignKey = false
IsRequired = true
AppSpecificInfo = CN=Created_By:::
IsRequiredServerBound = false
[End]
[Attribute]
Name = Last_Update_Date
Type = Date
Cardinality = 1
MaxLength = 1
IsKey = false
IsForeignKey = false
IsRequired = true
AppSpecificInfo = CN=Last_Update_Date:::
IsRequiredServerBound = false
[End]
[Attribute]
Name = Last_Updated_By
Type = Integer
Cardinality = 1
MaxLength = 1
IsKey = false
IsForeignKey = false
IsRequired = true
AppSpecificInfo = CN=Last_Updated_By:::
IsRequiredServerBound = false
[End]
[Attribute]
Name = Last_Update_Login
Type = Integer
Cardinality = 1
MaxLength = 1
IsKey = false
IsForeignKey = false
IsRequired = false
AppSpecificInfo = CN=Last_Update_Login:::
IsRequiredServerBound = false
[End]
[Attribute]
Name = Pricing_Context
Type = String
Cardinality = 1
MaxLength = 30

```

```

IsKey = false
IsForeignKey = false
IsRequired = false
AppSpecificInfo = CN=Pricing_Context:::
IsRequiredServerBound = false
[End]
[Attribute]
Name = Pricing_Attribute1
Type = String
Cardinality = 1
MaxLength = 240
IsKey = false
IsForeignKey = false
IsRequired = false
AppSpecificInfo = CN=Pricing_Attribute1:::
IsRequiredServerBound = false
[End]
[Attribute]
Name = Pricing_Attribute2
Type = String
Cardinality = 1
MaxLength = 240
IsKey = false
IsForeignKey = false
IsRequired = false
AppSpecificInfo = CN=Pricing_Attribute2:::
IsRequiredServerBound = false
[End]
[Attribute]
Name = Pricing_Attribute3
Type = String
Cardinality = 1
MaxLength = 240
IsKey = false
IsForeignKey = false
IsRequired = false
AppSpecificInfo = CN=Pricing_Attribute3:::
IsRequiredServerBound = false
[End]
[Attribute]
Name = Pricing_Attribute4
Type = String
Cardinality = 1
MaxLength = 240
IsKey = false
IsForeignKey = false
IsRequired = false
AppSpecificInfo = CN=Pricing_Attribute4:::
IsRequiredServerBound = false
[End]
[Attribute]
Name = Pricing_Attribute5
Type = String
Cardinality = 1
MaxLength = 240
IsKey = false
IsForeignKey = false
IsRequired = false
AppSpecificInfo = CN=Pricing_Attribute5:::
IsRequiredServerBound = false
[End]
[Attribute]
Name = Context
Type = String
Cardinality = 1
MaxLength = 30
IsKey = false
IsForeignKey = false
IsRequired = false
AppSpecificInfo = CN=Context
IsRequiredServerBound = false
[End]
[Attribute]
Name = Attribute1
Type = String
Cardinality = 1
MaxLength = 240
IsKey = false
IsForeignKey = false
IsRequired = false
AppSpecificInfo = CN=Attribute1:::
IsRequiredServerBound = false
[End]
[Attribute]
Name = Attribute2
Type = String
Cardinality = 1
MaxLength = 240

```

```

IsKey = false
IsForeignKey = false
IsRequired = false
AppSpecificInfo = CN=Attribute2:::
IsRequiredServerBound = false
[End]
[Attribute]
Name = Attribute3
Type = String
Cardinality = 1
MaxLength = 240
IsKey = false
IsForeignKey = false
IsRequired = false
AppSpecificInfo = CN=Attribute3:::
IsRequiredServerBound = false
[End]
[Attribute]
Name = Attribute4
Type = String
Cardinality = 1
MaxLength = 240
IsKey = false
IsForeignKey = false
IsRequired = false
AppSpecificInfo = CN=Attribute4:::
IsRequiredServerBound = false
[End]
[Attribute]
Name = Attribute5
Type = String
Cardinality = 1
MaxLength = 240
IsKey = false
IsForeignKey = false
IsRequired = false
AppSpecificInfo = CN=Attribute5:::
IsRequiredServerBound = false
[End]
[Attribute]
Name = Operation_Code
Type = String
Cardinality = 1
MaxLength = 30
IsKey = false
IsForeignKey = false
IsRequired = true
AppSpecificInfo = CN=Operation_Code:::
IsRequiredServerBound = false
[End]
[Attribute]
Name = Flex_Title
Type = String
Cardinality = 1
MaxLength = 60
IsKey = false
IsForeignKey = false
IsRequired = true
AppSpecificInfo = CN=Flex_Title:::
IsRequiredServerBound = false
[End]
[Attribute]
Name = ObjectEventId
Type = String
MaxLength = 255
IsKey = false
IsForeignKey = false
IsRequired = false
IsRequiredServerBound = false
[End]

[Verb]
Name = Create
[End]

[Verb]
Name = Delete
[End]

[Verb]
Name = Retrieve
[End]

[Verb]
Name = Update
[End]
[End]
[BusinessObjectDefinition]

```

Name = ORACLEAPPS_Order_LotSerial_Interface_BO
Version = 1.0.0
AppSpecificInfo = TN=OE_LOTSERIALS_IFACE_ALL

```
[Attribute]
Name = Order_Source_ID
Type = Integer
Cardinality = 1
MaxLength = 1
IsKey = false
IsForeignKey = false
IsRequired = false
AppSpecificInfo = CN=Order_Source_ID:::
IsRequiredServerBound = false
[End]
[Attribute]
Name = Orig_Sys_Document_Ref
Type = String
Cardinality = 1
MaxLength = 50
IsKey = true
IsForeignKey = true
IsRequired = false
AppSpecificInfo = CN=Orig_Sys_Document_Ref:FK=Orig_Sys_Document_Ref:::
IsRequiredServerBound = false
[End]
[Attribute]
Name = Orig_Sys_Line_Ref
Type = String
Cardinality = 1
MaxLength = 50
IsKey = false
IsForeignKey = false
IsRequired = true
AppSpecificInfo = CN=Orig_Sys_Line_Ref:::
IsRequiredServerBound = false
[End]
[Attribute]
Name = Orig_Sys_Shipment_Ref
Type = String
Cardinality = 1
MaxLength = 50
IsKey = false
IsForeignKey = false
IsRequired = false
AppSpecificInfo = CN=Orig_Sys_Shipment_Ref:::
IsRequiredServerBound = false
[End]
[Attribute]
Name = Orig_Sys_LotSerial_Ref
Type = String
Cardinality = 1
MaxLength = 50
IsKey = false
IsForeignKey = false
IsRequired = true
AppSpecificInfo = CN=Orig_Sys_LotSerial_Ref:::
IsRequiredServerBound = false
[End]
[Attribute]
Name = Lot_Number
Type = Integer
Cardinality = 1
MaxLength = 1
IsKey = false
IsForeignKey = false
IsRequired = false
AppSpecificInfo = CN=Lot_Number:::
IsRequiredServerBound = false
[End]
[Attribute]
Name = From_Serial_Number
Type = Integer
Cardinality = 1
MaxLength = 1
IsKey = false
IsForeignKey = false
IsRequired = false
AppSpecificInfo = CN=From_Serial_Number:::
IsRequiredServerBound = false
[End]
[Attribute]
Name = To_Serial_Number
Type = Integer
Cardinality = 1
MaxLength = 1
IsKey = false
IsForeignKey = false
```

```

IsRequired = false
AppSpecificInfo = CN=To_Serial_Number:::
IsRequiredServerBound = false
[End]
[Attribute]
Name = Quantity
Type = Integer
Cardinality = 1
MaxLength = 1
IsKey = false
IsForeignKey = false
IsRequired = true
AppSpecificInfo = CN=Quantity:::
IsRequiredServerBound = false
[End]
[Attribute]
Name = Context
Type = String
Cardinality = 1
MaxLength = 30
IsKey = false
IsForeignKey = false
IsRequired = false
AppSpecificInfo = CN=Context:::
IsRequiredServerBound = false
[End]
[Attribute]
Name = Attribute1
Type = String
Cardinality = 1
MaxLength = 240
IsKey = false
IsForeignKey = false
IsRequired = false
AppSpecificInfo = CN=Attribute1:::
IsRequiredServerBound = false
[End]
[Attribute]
Name = Attribute2
Type = String
Cardinality = 1
MaxLength = 240
IsKey = false
IsForeignKey = false
IsRequired = false
AppSpecificInfo = CN=Attribute2:::
IsRequiredServerBound = false
[End]
[Attribute]
Name = Attribute3
Type = String
Cardinality = 1
MaxLength = 240
IsKey = false
IsForeignKey = false
IsRequired = false
AppSpecificInfo = CN=Attribute3:::
IsRequiredServerBound = false
[End]
[Attribute]
Name = Attribute4
Type = String
Cardinality = 1
MaxLength = 240
IsKey = false
IsForeignKey = false
IsRequired = false
AppSpecificInfo = CN=Attribute4:::
IsRequiredServerBound = false
[End]
[Attribute]
Name = Attribute5
Type = String
Cardinality = 1
MaxLength = 240
IsKey = false
IsForeignKey = false
IsRequired = false
AppSpecificInfo = CN=Attribute5:::
IsRequiredServerBound = false
[End]
[Attribute]
Name = Creation_Date
Type = Date
Cardinality = 1
MaxLength = 1
IsKey = false
IsForeignKey = false

```



```

IsRequired = true
AppSpecificInfo = CN=Creation_Date:::
IsRequiredServerBound = false
[End]
[Attribute]
Name = Created_By
Type = Integer
Cardinality = 1
MaxLength = 1
IsKey = false
IsForeignKey = false
IsRequired = true
AppSpecificInfo = CN=Created_By:::
IsRequiredServerBound = false
[End]
[Attribute]
Name = Last_Update_Date
Type = Date
Cardinality = 1
MaxLength = 1
IsKey = false
IsForeignKey = false
IsRequired = true
AppSpecificInfo = CN=Last_Update_Date:::
IsRequiredServerBound = false
[End]
[Attribute]
Name = Last_Updated_By
Type = Integer
Cardinality = 1
MaxLength = 1
IsKey = false
IsForeignKey = false
IsRequired = true
AppSpecificInfo = CN=Last_Updated_By:::
IsRequiredServerBound = false
[End]
[Attribute]
Name = Last_Update_Login
Type = Integer
Cardinality = 1
MaxLength = 1
IsKey = false
IsForeignKey = false
IsRequired = false
AppSpecificInfo = CN=Last_Update_Login:::
IsRequiredServerBound = false
[End]
[Attribute]
Name = Operation_Code
Type = String
Cardinality = 1
MaxLength = 30
IsKey = false
IsForeignKey = false
IsRequired = true
AppSpecificInfo = CN=Operation_Code:::
IsRequiredServerBound = false
[End]
[Attribute]
Name = ObjectEventId
Type = String
MaxLength = 255
IsKey = false
IsForeignKey = false
IsRequired = false
IsRequiredServerBound = false
[End]

[Verb]
Name = Create
[End]

[Verb]
Name = Delete
[End]

[Verb]
Name = Retrieve
[End]

[Verb]
Name = Update
[End]
[End]
[BusinessObjectDefinition]
Name = ORACLEAPPS_Order_Line_Interface_BO
Version = 1.0.0

```

```

AppSpecificInfo = TN=OE_LINES_IFACE_ALL

[Attribute]
Name = Accounting_Rule_Id
Type = Integer
Cardinality = 1
MaxLength = 1
IsKey = false
IsForeignKey = false
IsRequired = false
AppSpecificInfo = CN=Accounting_Rule_Id:::
IsRequiredServerBound = false
[End]
[Attribute]
Name = Agreement_ID
Type = Integer
Cardinality = 1
MaxLength = 1
IsKey = false
IsForeignKey = false
IsRequired = false
AppSpecificInfo = CN=Agreement_ID:::
IsRequiredServerBound = false
[End]
[Attribute]
Name = Line_PO_Context
Type = String
Cardinality = 1
MaxLength = 30
IsKey = false
IsForeignKey = false
IsRequired = false
AppSpecificInfo = CN=Line_PO_Context:::
IsRequiredServerBound = false
[End]
[Attribute]
Name = Arribute1
Type = String
Cardinality = 1
MaxLength = 150
IsKey = false
IsForeignKey = false
IsRequired = false
AppSpecificInfo = CN=Attribute1:::
IsRequiredServerBound = false
[End]
[Attribute]
Name = Arribute2
Type = String
Cardinality = 1
MaxLength = 150
IsKey = false
IsForeignKey = false
IsRequired = false
AppSpecificInfo = CN=Attribute2:::
IsRequiredServerBound = false
[End]
[Attribute]
Name = Arribute3
Type = String
Cardinality = 1
MaxLength = 150
IsKey = false
IsForeignKey = false
IsRequired = false
AppSpecificInfo = CN=Attribute3:::
IsRequiredServerBound = false
[End]
[Attribute]
Name = Arribute4
Type = String
Cardinality = 1
MaxLength = 150
IsKey = false
IsForeignKey = false
IsRequired = false
AppSpecificInfo = CN=Attribute4:::
IsRequiredServerBound = false
[End]
[Attribute]
Name = Arribute5
Type = String
Cardinality = 1
MaxLength = 150
IsKey = false
IsForeignKey = false
IsRequired = false
AppSpecificInfo = CN=Attribute5:::

```

```

IsRequiredServerBound = false
[End]
[Attribute]
Name = Authorised_To_Ship_Flag
Type = String
Cardinality = 1
MaxLength = 1
IsKey = false
IsForeignKey = false
IsRequired = false
AppSpecificInfo = CN=Authorised_To_Ship_Flag:::
IsRequiredServerBound = false
[End]
[Attribute]
Name = Calculate_Price_Flag
Type = String
Cardinality = 1
MaxLength = 1
IsKey = false
IsForeignKey = false
IsRequired = false
AppSpecificInfo = CN=Calculate_Price_Flag:::
IsRequiredServerBound = false
[End]
[Attribute]
Name = Change_Sequence
Type = String
Cardinality = 1
MaxLength = 50
IsKey = false
IsForeignKey = false
IsRequired = false
AppSpecificInfo = CN=Change_Sequence:::
IsRequiredServerBound = false
[End]
[Attribute]
Name = Component_Code
Type = String
Cardinality = 1
MaxLength = 30
IsKey = false
IsForeignKey = false
IsRequired = false
AppSpecificInfo = CN=Component_Code:::
IsRequiredServerBound = false
[End]
[Attribute]
Name = Created_By
Type = Integer
Cardinality = 1
MaxLength = 1
IsKey = false
IsForeignKey = false
IsRequired = true
AppSpecificInfo = CN=Created_By:::
IsRequiredServerBound = false
[End]
[Attribute]
Name = Creation_Date
Type = Date
Cardinality = 1
MaxLength = 1
IsKey = false
IsForeignKey = false
IsRequired = true
AppSpecificInfo = CN=Creation_Date:::
IsRequiredServerBound = false
[End]
[Attribute]
Name = Customer_PO_Number
Type = String
Cardinality = 1
MaxLength = 50
IsKey = false
IsForeignKey = false
IsRequired = false
AppSpecificInfo = CN=Customer_PO_Number:::
IsRequiredServerBound = false
[End]
[Attribute]
Name = Credit_Invoice_Line_Id
Type = String
Cardinality = 1
MaxLength = 1
IsKey = false
IsForeignKey = false
IsRequired = false
AppSpecificInfo = CN=Credit_Invoice_Line_Id:::

```

```

IsRequiredServerBound = false
[End]
[Attribute]
Name = Customer_Dock_Code
Type = String
Cardinality = 1
MaxLength = 30
IsKey = false
IsForeignKey = false
IsRequired = false
AppSpecificInfo = CN=Customer_Dock_Code:::
IsRequiredServerBound = false
[End]
[Attribute]
Name = Customer_Item_Net_Price
Type = Integer
Cardinality = 1
MaxLength = 1
IsKey = false
IsForeignKey = false
IsRequired = false
AppSpecificInfo = CN=Customer_Item_Net_Price:::
IsRequiredServerBound = false
[End]
[Attribute]
Name = Customer_Job
Type = String
Cardinality = 1
MaxLength = 50
IsKey = false
IsForeignKey = false
IsRequired = false
AppSpecificInfo = CN=Customer_Job:::
IsRequiredServerBound = false
[End]
[Attribute]
Name = Customer_Line_Number
Type = String
Cardinality = 1
MaxLength = 50
IsKey = false
IsForeignKey = false
IsRequired = false
AppSpecificInfo = CN=Customer_Line_Number:::
IsRequiredServerBound = false
[End]
[Attribute]
Name = Customer_Payment_Term_Id
Type = Integer
Cardinality = 1
MaxLength = 1
IsKey = false
IsForeignKey = false
IsRequired = false
AppSpecificInfo = CN=Customer_Payment_Term_Id:::
IsRequiredServerBound = false
[End]
[Attribute]
Name = Customer_Production_Line
Type = String
Cardinality = 1
MaxLength = 50
IsKey = false
IsForeignKey = false
IsRequired = false
AppSpecificInfo = CN=Customer_Production_Line:::
IsRequiredServerBound = false
[End]
[Attribute]
Name = Customer_Shipment_Number
Type = String
Cardinality = 1
MaxLength = 50
IsKey = false
IsForeignKey = false
IsRequired = false
AppSpecificInfo = CN=Customer_Shipment_Number:::
IsRequiredServerBound = false
[End]
[Attribute]
Name = Delivery_To_Contact_Id
Type = Integer
Cardinality = 1
MaxLength = 1
IsKey = false
IsForeignKey = false
IsRequired = false
AppSpecificInfo = CN=Deliver_To_Contact_Id:::

```

```

IsRequiredServerBound = false
[End]
[Attribute]
Name = Delivery_To_Org_Id
Type = Integer
Cardinality = 1
MaxLength = 1
IsKey = false
IsForeignKey = false
IsRequired = false
AppSpecificInfo = CN=Deliver_To_Org_Id:::
IsRequiredServerBound = false
[End]
[Attribute]
Name = Delivery_Lead_Time
Type = Integer
Cardinality = 1
MaxLength = 1
IsKey = false
IsForeignKey = false
IsRequired = false
AppSpecificInfo = CN=Delivery_Lead_Time:::
IsRequiredServerBound = false
[End]
[Attribute]
Name = Demand_Bucket_Type_Code
Type = String
Cardinality = 1
MaxLength = 30
IsKey = false
IsForeignKey = false
IsRequired = false
AppSpecificInfo = CN=Demand_Bucket_Type_Code:::
IsRequiredServerBound = false
[End]
[Attribute]
Name = Demand_Class_Code
Type = String
Cardinality = 1
MaxLength = 30
IsKey = false
IsForeignKey = false
IsRequired = false
AppSpecificInfo = CN=Demand_Class_Code:::
IsRequiredServerBound = false
[End]
[Attribute]
Name = FOB_Point_Code
Type = String
Cardinality = 1
MaxLength = 30
IsKey = false
IsForeignKey = false
IsRequired = false
AppSpecificInfo = CN=FOB_Point_Code:::
IsRequiredServerBound = false
[End]
[Attribute]
Name = Freight_Term_Code
Type = String
Cardinality = 1
MaxLength = 30
IsKey = false
IsForeignKey = false
IsRequired = false
AppSpecificInfo = CN=Freight_Terms_Code:::
IsRequiredServerBound = false
[End]
[Attribute]
Name = Industry_Context
Type = String
Cardinality = 1
MaxLength = 30
IsKey = false
IsForeignKey = false
IsRequired = false
AppSpecificInfo = CN=Industry_Context:::
IsRequiredServerBound = false
[End]
[Attribute]
Name = Industry_Attribute1
Type = String
Cardinality = 1
MaxLength = 150
IsKey = false
IsForeignKey = false
IsRequired = false
AppSpecificInfo = CN=Industry_Attribute1:::

```

```

IsRequiredServerBound = false
[End]
[Attribute]
Name = Industry_Attribute2
Type = String
Cardinality = 1
MaxLength = 150
IsKey = false
IsForeignKey = false
IsRequired = false
AppSpecificInfo = CN=Industry_Attribute2:::
IsRequiredServerBound = false
[End]
[Attribute]
Name = Industry_Attribute3
Type = String
Cardinality = 1
MaxLength = 150
IsKey = false
IsForeignKey = false
IsRequired = false
AppSpecificInfo = CN=Industry_Attribute3:::
IsRequiredServerBound = false
[End]
[Attribute]
Name = Industry_Attribute4
Type = String
Cardinality = 1
MaxLength = 150
IsKey = false
IsForeignKey = false
IsRequired = false
AppSpecificInfo = CN=Industry_Attribute4:::
IsRequiredServerBound = false
[End]
[Attribute]
Name = Industry_Attribute5
Type = String
Cardinality = 1
MaxLength = 150
IsKey = false
IsForeignKey = false
IsRequired = false
AppSpecificInfo = CN=Industry_Attribute5:::
IsRequiredServerBound = false
[End]
[Attribute]
Name = Inventory_Item_ID
Type = Integer
Cardinality = 1
MaxLength = 1
IsKey = false
IsForeignKey = false
IsRequired = true
AppSpecificInfo = CN=Inventory_Item_ID:::
IsRequiredServerBound = false
[End]
[Attribute]
Name = Invoice_To_contact_Id
Type = Integer
Cardinality = 1
MaxLength = 1
IsKey = false
IsForeignKey = false
IsRequired = false
AppSpecificInfo = CN=Invoice_To_contact_Id:::
IsRequiredServerBound = false
[End]
[Attribute]
Name = Invoice_To_Org_Id
Type = Integer
Cardinality = 1
MaxLength = 1
IsKey = false
IsForeignKey = false
IsRequired = false
AppSpecificInfo = CN=Invoice_To_Org_Id:::
IsRequiredServerBound = false
[End]
[Attribute]
Name = Invoicing_Rule_Id
Type = Integer
Cardinality = 1
MaxLength = 1
IsKey = false
IsForeignKey = false
IsRequired = false
AppSpecificInfo = CN=Invoicing_Rule_Id:::

```

```

IsRequiredServerBound = false
[End]
[Attribute]
Name = Item_Revision
Type = String
Cardinality = 1
MaxLength = 3
IsKey = false
IsForeignKey = false
IsRequired = false
AppSpecificInfo = CN=Item_Revision:::
IsRequiredServerBound = false
[End]
[Attribute]
Name = Last_Update_Date
Type = Date
Cardinality = 1
MaxLength = 1
IsKey = false
IsForeignKey = false
IsRequired = true
AppSpecificInfo = CN=Last_Update_Date
IsRequiredServerBound = false
[End]
[Attribute]
Name = Last_Update_Login
Type = Integer
Cardinality = 1
MaxLength = 1
IsKey = false
IsForeignKey = false
IsRequired = false
AppSpecificInfo = CN=Last_Update_Login:::
IsRequiredServerBound = false
[End]
[Attribute]
Name = Last_Updated_By
Type = Integer
Cardinality = 1
MaxLength = 1
IsKey = false
IsForeignKey = false
IsRequired = true
AppSpecificInfo = CN=Last_Updated_By:::
IsRequiredServerBound = false
[End]
[Attribute]
Name = Line_ID
Type = Integer
Cardinality = 1
MaxLength = 1
IsKey = false
IsForeignKey = false
IsRequired = false
AppSpecificInfo = CN=Line_ID:::
IsRequiredServerBound = false
[End]
[Attribute]
Name = Line_Number
Type = Integer
Cardinality = 1
MaxLength = 1
IsKey = false
IsForeignKey = false
IsRequired = false
AppSpecificInfo = CN=Line_Number:::
IsRequiredServerBound = false
[End]
[Attribute]
Name = Line_Type_Id
Type = Integer
Cardinality = 1
MaxLength = 1
IsKey = false
IsForeignKey = false
IsRequired = false
AppSpecificInfo = CN=Line_Type_Id:::
IsRequiredServerBound = false
[End]
[Attribute]
Name = Operation_Code
Type = String
Cardinality = 1
MaxLength = 30
IsKey = false
IsForeignKey = false
IsRequired = true
AppSpecificInfo = CN=Operation_Code:::

```

```

IsRequiredServerBound = false
[End]
[Attribute]
Name = Ordered_Quantity_Uom
Type = String
Cardinality = 1
MaxLength = 3
IsKey = false
IsForeignKey = false
IsRequired = false
AppSpecificInfo = CN=Ordered_Quantity_Uom2:::
IsRequiredServerBound = false
[End]
[Attribute]
Name = Order_Source_ID
Type = Integer
Cardinality = 1
MaxLength = 1
IsKey = false
IsForeignKey = false
IsRequired = false
AppSpecificInfo = CN=Order_Source_ID:::
IsRequiredServerBound = false
[End]
[Attribute]
Name = Ordered_Quantity
Type = Integer
Cardinality = 1
MaxLength = 1
IsKey = false
IsForeignKey = false
IsRequired = false
AppSpecificInfo = CN=Ordered_Quantity:::
IsRequiredServerBound = false
[End]
[Attribute]
Name = Ordered_Quantity2
Type = Integer
Cardinality = 1
MaxLength = 1
IsKey = false
IsForeignKey = false
IsRequired = false
AppSpecificInfo = CN=Ordered_Quantity2:::
IsRequiredServerBound = false
[End]
[Attribute]
Name = Orig_Sys_Document_Ref
Type = String
Cardinality = 1
MaxLength = 50
IsKey = true
IsForeignKey = true
IsRequired = false
AppSpecificInfo = CN=Orig_Sys_Document_Ref:FK=Orig_Sys_Document_Ref:::
IsRequiredServerBound = false
[End]
[Attribute]
Name = Orig_Sys_Line_Ref
Type = String
Cardinality = 1
MaxLength = 50
IsKey = true
IsForeignKey = false
IsRequired = false
AppSpecificInfo = CN=Orig_Sys_Line_Ref:::
IsRequiredServerBound = false
[End]
[Attribute]
Name = Orig_Sys_Shipment_Ref
Type = String
Cardinality = 1
MaxLength = 50
IsKey = false
IsForeignKey = false
IsRequired = false
AppSpecificInfo = CN=Orig_Sys_Shipment_Ref:::
IsRequiredServerBound = false
[End]
[Attribute]
Name = Over_Ship_Resolved_Flag
Type = String
Cardinality = 1
MaxLength = 1
IsKey = false
IsForeignKey = false
IsRequired = false
AppSpecificInfo = CN=Over_Ship_Resolved_Flag:::

```



```

IsRequiredServerBound = false
[End]
[Attribute]
Name = Packing_Instructions
Type = String
Cardinality = 1
MaxLength = 1
IsKey = false
IsForeignKey = false
IsRequired = false
AppSpecificInfo = CN=Packing_Instructions:::
IsRequiredServerBound = false
[End]
[Attribute]
Name = Payment_Term_Id
Type = Integer
Cardinality = 1
MaxLength = 1
IsKey = false
IsForeignKey = false
IsRequired = false
AppSpecificInfo = CN=Payment_Term_Id:::
IsRequiredServerBound = false
[End]
[Attribute]
Name = Preferred_Grade
Type = String
Cardinality = 1
MaxLength = 4
IsKey = false
IsForeignKey = false
IsRequired = false
AppSpecificInfo = CN=Preferred_Grade:::
IsRequiredServerBound = false
[End]
[Attribute]
Name = Price_List_Id
Type = Integer
Cardinality = 1
MaxLength = 1
IsKey = false
IsForeignKey = false
IsRequired = false
AppSpecificInfo = CN=Price_List_Id:::
IsRequiredServerBound = false
[End]
[Attribute]
Name = Project_ID
Type = Integer
Cardinality = 1
MaxLength = 1
IsKey = false
IsForeignKey = false
IsRequired = false
AppSpecificInfo = CN=Project_ID:::
IsRequiredServerBound = false
[End]
[Attribute]
Name = Promise_Date
Type = Date
Cardinality = 1
MaxLength = 1
IsKey = false
IsForeignKey = false
IsRequired = false
AppSpecificInfo = CN=Promise_Date:::
IsRequiredServerBound = false
[End]
[Attribute]
Name = Return_Attribute1
Type = String
Cardinality = 1
MaxLength = 240
IsKey = false
IsForeignKey = false
IsRequired = false
AppSpecificInfo = CN=Return_Attribute1:::
IsRequiredServerBound = false
[End]
[Attribute]
Name = Return_Attribute2
Type = String
Cardinality = 1
MaxLength = 240
IsKey = false
IsForeignKey = false
IsRequired = false
AppSpecificInfo = CN=Return_Attribute2:::

```

```

IsRequiredServerBound = false
[End]
[Attribute]
Name = Return_Attribute3
Type = String
Cardinality = 1
MaxLength = 240
IsKey = false
IsForeignKey = false
IsRequired = false
AppSpecificInfo = CN=Return_Attribute3:::
IsRequiredServerBound = false
[End]
[Attribute]
Name = Return_Attribute4
Type = String
Cardinality = 1
MaxLength = 240
IsKey = false
IsForeignKey = false
IsRequired = false
AppSpecificInfo = CN=Return_Attribute4:::
IsRequiredServerBound = false
[End]
[Attribute]
Name = Return_Attribute5
Type = String
Cardinality = 1
MaxLength = 240
IsKey = false
IsForeignKey = false
IsRequired = false
AppSpecificInfo = CN=Return_Attribute5:::
IsRequiredServerBound = false
[End]
[Attribute]
Name = Return_Reason_Code
Type = String
Cardinality = 1
MaxLength = 30
IsKey = false
IsForeignKey = false
IsRequired = false
AppSpecificInfo = CN=Return_Reason_Code:::
IsRequiredServerBound = false
[End]
[Attribute]
Name = SalesRep_Id
Type = Integer
Cardinality = 1
MaxLength = 1
IsKey = false
IsForeignKey = false
IsRequired = false
AppSpecificInfo = CN=SalesRep_Id:::
IsRequiredServerBound = false
[End]
[Attribute]
Name = Schedule_Arrival_Date
Type = Date
Cardinality = 1
MaxLength = 1
IsKey = false
IsForeignKey = false
IsRequired = false
AppSpecificInfo = CN=Schedule_Arrival_Date:::
IsRequiredServerBound = false
[End]
[Attribute]
Name = Schedule_Ship_Date
Type = Date
Cardinality = 1
MaxLength = 1
IsKey = false
IsForeignKey = false
IsRequired = false
AppSpecificInfo = CN=Schedule_Ship_Date:::
IsRequiredServerBound = false
[End]
[Attribute]
Name = Service_Conterminate_Flag
Type = String
Cardinality = 1
MaxLength = 1
IsKey = false
IsForeignKey = false
IsRequired = false
AppSpecificInfo = CN=Service_Coterminate_Flag:::

```

```

IsRequiredServerBound = false
[End]
[Attribute]
Name = Service_Duration
Type = Integer
Cardinality = 1
MaxLength = 1
IsKey = false
IsForeignKey = false
IsRequired = false
AppSpecificInfo = CN=Service_Duration:::
IsRequiredServerBound = false
[End]
[Attribute]
Name = Service_End_Date
Type = Date
Cardinality = 1
MaxLength = 1
IsKey = false
IsForeignKey = false
IsRequired = false
AppSpecificInfo = CN=Service_End_Date:::
IsRequiredServerBound = false
[End]
[Attribute]
Name = Service_Period
Type = String
Cardinality = 1
MaxLength = 3
IsKey = false
IsForeignKey = false
IsRequired = false
AppSpecificInfo = CN=Service_Period:::
IsRequiredServerBound = false
[End]
[Attribute]
Name = Service_Reference_Line_ID
Type = Integer
Cardinality = 1
MaxLength = 1
IsKey = false
IsForeignKey = false
IsRequired = false
AppSpecificInfo = CN=Service_Reference_Line:::
IsRequiredServerBound = false
[End]
[Attribute]
Name = Service_Reference_System_Id
Type = Integer
Cardinality = 1
MaxLength = 1
IsKey = false
IsForeignKey = false
IsRequired = false
AppSpecificInfo = CN=Service_Reference_System:::
IsRequiredServerBound = false
[End]
[Attribute]
Name = Service_Reference_Type_Code
Type = String
Cardinality = 1
MaxLength = 30
IsKey = false
IsForeignKey = false
IsRequired = false
AppSpecificInfo = CN=Service_Reference_Type_Code:::
IsRequiredServerBound = false
[End]
[Attribute]
Name = Service_Start_Date
Type = Date
Cardinality = 1
MaxLength = 1
IsKey = false
IsForeignKey = false
IsRequired = false
AppSpecificInfo = CN=Service_Start_Date:::
IsRequiredServerBound = false
[End]
[Attribute]
Name = Service_Txn_Comments
Type = String
Cardinality = 1
MaxLength = 2000
IsKey = false
IsForeignKey = false
IsRequired = false
AppSpecificInfo = CN=Service_Txn_Comments:::

```

```

IsRequiredServerBound = false
[End]
[Attribute]
Name = Service_Txn_Reason_Code
Type = String
Cardinality = 1
MaxLength = 30
IsKey = false
IsForeignKey = false
IsRequired = false
AppSpecificInfo = CN=Service_Txn_Reason_Code:::
IsRequiredServerBound = false
[End]
[Attribute]
Name = Ship_from_Org_ID
Type = Integer
Cardinality = 1
MaxLength = 1
IsKey = false
IsForeignKey = false
IsRequired = false
AppSpecificInfo = CN=Ship_from_Org_ID:::
IsRequiredServerBound = false
[End]
[Attribute]
Name = Ship_Set_Id
Type = Integer
Cardinality = 1
MaxLength = 1
IsKey = false
IsForeignKey = false
IsRequired = false
AppSpecificInfo = CN=Ship_Set_Id:::
IsRequiredServerBound = false
[End]
[Attribute]
Name = Ship_To_Contact_Id
Type = Integer
Cardinality = 1
MaxLength = 1
IsKey = false
IsForeignKey = false
IsRequired = false
AppSpecificInfo = CN=Ship_To_Contact_Id:::
IsRequiredServerBound = false
[End]
[Attribute]
Name = Ship_To_Org_Id
Type = Integer
Cardinality = 1
MaxLength = 1
IsKey = false
IsForeignKey = false
IsRequired = false
AppSpecificInfo = CN=Ship_To_Org_Id:::
IsRequiredServerBound = false
[End]
[Attribute]
Name = Ship_Tolerance_Above
Type = Integer
Cardinality = 1
MaxLength = 1
IsKey = false
IsForeignKey = false
IsRequired = false
AppSpecificInfo = CN=Ship_Tolerance_Above:::
IsRequiredServerBound = false
[End]
[Attribute]
Name = Ship_Tolerance_Below
Type = Integer
Cardinality = 1
MaxLength = 1
IsKey = false
IsForeignKey = false
IsRequired = false
AppSpecificInfo = CN=Ship_Tolerance_Below:::
IsRequiredServerBound = false
[End]
[Attribute]
Name = Shipment_Priority_Code
Type = String
Cardinality = 1
MaxLength = 30
IsKey = false
IsForeignKey = false
IsRequired = false
AppSpecificInfo = CN=Shipment_Priority_Code:::

```

```

IsRequiredServerBound = false
[End]
[Attribute]
Name = Shipping_Instructions
Type = String
Cardinality = 1
MaxLength = 2000
IsKey = false
IsForeignKey = false
IsRequired = false
AppSpecificInfo = CN=Shipping_Instructions::::
IsRequiredServerBound = false
[End]
[Attribute]
Name = Shipping_Method_Code
Type = String
Cardinality = 1
MaxLength = 30
IsKey = false
IsForeignKey = false
IsRequired = false
AppSpecificInfo = CN=Shipping_Method_Code::::
IsRequiredServerBound = false
[End]
[Attribute]
Name = Sold_From_Org_ID
Type = Integer
Cardinality = 1
MaxLength = 1
IsKey = false
IsForeignKey = false
IsRequired = false
AppSpecificInfo = CN=Sold_From_Org_ID::::
IsRequiredServerBound = false
[End]
[Attribute]
Name = Sold_To_Org_Id
Type = Integer
Cardinality = 1
MaxLength = 1
IsKey = false
IsForeignKey = false
IsRequired = false
AppSpecificInfo = CN=Sold_To_Org_Id::::
IsRequiredServerBound = false
[End]
[Attribute]
Name = Split_From_Line_Id
Type = Integer
Cardinality = 1
MaxLength = 1
IsKey = false
IsForeignKey = false
IsRequired = false
AppSpecificInfo = CN=Split_From_Line_Id::::
IsRequiredServerBound = false
[End]
[Attribute]
Name = Task_Id
Type = Integer
Cardinality = 1
MaxLength = 1
IsKey = false
IsForeignKey = false
IsRequired = false
AppSpecificInfo = CN=Task_Id::::
IsRequiredServerBound = false
[End]
[Attribute]
Name = Tax_Code
Type = String
Cardinality = 1
MaxLength = 50
IsKey = false
IsForeignKey = false
IsRequired = false
AppSpecificInfo = CN=Tax_Code::::
IsRequiredServerBound = false
[End]
[Attribute]
Name = Tax_Date
Type = Date
Cardinality = 1
MaxLength = 1
IsKey = false
IsForeignKey = false
IsRequired = false
AppSpecificInfo = CN=Tax_Date::::

```

```

IsRequiredServerBound = false
[End]
[Attribute]
Name = Tax_Exempt_Flag
Type = String
Cardinality = 1
MaxLength = 30
IsKey = false
IsForeignKey = false
IsRequired = false
AppSpecificInfo = CN=Tax_Exempt_Flag::::
IsRequiredServerBound = false
[End]
[Attribute]
Name = Tax_Exempt_Number
Type = String
Cardinality = 1
MaxLength = 30
IsKey = false
IsForeignKey = false
IsRequired = false
AppSpecificInfo = CN=Tax_Exempt_Number::::
IsRequiredServerBound = false
[End]
[Attribute]
Name = Tax_Exempt_Reason_Code
Type = String
Cardinality = 1
MaxLength = 30
IsKey = false
IsForeignKey = false
IsRequired = false
AppSpecificInfo = CN=Tax_Exempt_Reason_Code::::
IsRequiredServerBound = false
[End]
[Attribute]
Name = Tax_Point_Code
Type = String
Cardinality = 1
MaxLength = 30
IsKey = false
IsForeignKey = false
IsRequired = false
AppSpecificInfo = CN=Tax_Point_Code::::
IsRequiredServerBound = false
[End]
[Attribute]
Name = Top_model_line_Id
Type = String
Cardinality = 1
MaxLength = 50
IsKey = false
IsForeignKey = false
IsRequired = false
AppSpecificInfo = CN=Top_model_line_Ref::::
IsRequiredServerBound = false
[End]
[Attribute]
Name = Unit_List_Percent
Type = Integer
Cardinality = 1
MaxLength = 1
IsKey = false
IsForeignKey = false
IsRequired = false
AppSpecificInfo = CN=Unit_List_Percent::::
IsRequiredServerBound = false
[End]
[Attribute]
Name = Unit_List_Price
Type = Integer
Cardinality = 1
MaxLength = 1
IsKey = false
IsForeignKey = false
IsRequired = false
AppSpecificInfo = CN=Unit_List_Price::::
IsRequiredServerBound = false
[End]
[Attribute]
Name = Unit_Selling_Percent
Type = Integer
Cardinality = 1
MaxLength = 1
IsKey = false
IsForeignKey = false
IsRequired = false
AppSpecificInfo = CN=Unit_Selling_Percent::::

```

```

IsRequiredServerBound = false
[End]
[Attribute]
Name = Unit_Selling_Price
Type = Integer
Cardinality = 1
MaxLength = 1
IsKey = false
IsForeignKey = false
IsRequired = false
AppSpecificInfo = CN=Unit_Selling_Price:::
IsRequiredServerBound = false
[End]
[Attribute]
Name = ORACLEAPPS_Order_SalesCredit_Interface_BO
Type = ORACLEAPPS_Order_SalesCredits_Interface_BO
ContainedObjectVersion = 1.0.0
Relationship = Containment
Cardinality = n
MaxLength = 1
IsKey = false
IsForeignKey = false
IsRequired = false
IsRequiredServerBound = false
[End]
[Attribute]
Name = ORACLEAPPS_Order_PriceAdj_Interface_BO
Type = ORACLEAPPS_Order_PriceAdj_Interface_BO
ContainedObjectVersion = 1.0.0
Relationship = Containment
Cardinality = n
MaxLength = 1
IsKey = false
IsForeignKey = false
IsRequired = false
IsRequiredServerBound = false
[End]
[Attribute]
Name = ORACLEAPPS_Order_PriceAtts_Interface_BO
Type = ORACLEAPPS_Order_PriceAtts_Interface_BO
ContainedObjectVersion = 1.0.0
Relationship = Containment
Cardinality = n
MaxLength = 1
IsKey = false
IsForeignKey = false
IsRequired = false
IsRequiredServerBound = false
[End]
[Attribute]
Name = ORACLEAPPS_Order_LotSerial_Interface_BO
Type = ORACLEAPPS_Order_LotSerial_Interface_BO
ContainedObjectVersion = 1.0.0
Relationship = Containment
Cardinality = n
MaxLength = 1
IsKey = false
IsForeignKey = false
IsRequired = false
IsRequiredServerBound = false
[End]
[Attribute]
Name = ObjectEventId
Type = String
MaxLength = 255
IsKey = false
IsForeignKey = false
IsRequired = false
IsRequiredServerBound = false
[End]

[Verb]
Name = Create
[End]

[Verb]
Name = Delete
[End]

[Verb]
Name = Retrieve
[End]

[Verb]
Name = Update
[End]
[End]
[BusinessObjectDefinition]

```

Name = ORACLEAPPS_Order_Interface_B0
Version = 1.0.0
AppSpecificInfo = TN=OE_HEADERS_IFACE_ALL

```
[Attribute]
Name = Orig_Sys_Document_Ref
Type = String
Cardinality = 1
MaxLength = 50
IsKey = true
IsForeignKey = false
IsRequired = false
AppSpecificInfo = CN=Orig_Sys_Document_Ref:::
IsRequiredServerBound = false
[End]
[Attribute]
Name = AfterCreateSP
Type = String
Cardinality = 1
MaxLength = 1
IsKey = false
IsForeignKey = false
IsRequired = false
AppSpecificInfo = SPN=cw_public_api_process_order;IP=Orig_Sys_Document_Ref
IsRequiredServerBound = false
[End]
[Attribute]
Name = Orig_Sys_Line_Ref
Type = String
Cardinality = 1
MaxLength = 50
IsKey = false
IsForeignKey = false
IsRequired = false
IsRequiredServerBound = false
[End]
[Attribute]
Name = AfterUpdateSP
Type = String
Cardinality = 1
MaxLength = 1
IsKey = false
IsForeignKey = false
IsRequired = false
AppSpecificInfo = SPN=cw_public_api_process_order;IP=Orig_Sys_Document_Ref
IsRequiredServerBound = false
[End]
[Attribute]
Name = Accounting_Rule_ID
Type = Integer
Cardinality = 1
MaxLength = 1
IsKey = false
IsForeignKey = false
IsRequired = false
AppSpecificInfo = CN=Accounting_Rule_ID:::
IsRequiredServerBound = false
[End]
[Attribute]
Name = Agreement_ID
Type = Integer
Cardinality = 1
MaxLength = 1
IsKey = false
IsForeignKey = false
IsRequired = false
AppSpecificInfo = CN=Agreement_ID:::
IsRequiredServerBound = false
[End]
[Attribute]
Name = Context
Type = String
Cardinality = 1
MaxLength = 30
IsKey = false
IsForeignKey = false
IsRequired = false
AppSpecificInfo = CN=Context:::
IsRequiredServerBound = false
[End]
[Attribute]
Name = Attribute1
Type = String
Cardinality = 1
MaxLength = 240
IsKey = false
IsForeignKey = false
IsRequired = false
```



```

AppSpecificInfo = CN=Attribute1:::
IsRequiredServerBound = false
[End]
[Attribute]
Name = Attribute2
Type = String
Cardinality = 1
MaxLength = 240
IsKey = false
IsForeignKey = false
IsRequired = false
AppSpecificInfo = CN=Attribute2:::
IsRequiredServerBound = false
[End]
[Attribute]
Name = Attribute3
Type = String
Cardinality = 1
MaxLength = 240
IsKey = false
IsForeignKey = false
IsRequired = false
AppSpecificInfo = CN=Attribute3:::
IsRequiredServerBound = false
[End]
[Attribute]
Name = Attribute4
Type = String
Cardinality = 1
MaxLength = 240
IsKey = false
IsForeignKey = false
IsRequired = false
AppSpecificInfo = CN=Attribute4:::
IsRequiredServerBound = false
[End]
[Attribute]
Name = Attribute5
Type = String
Cardinality = 1
MaxLength = 240
IsKey = false
IsForeignKey = false
IsRequired = false
AppSpecificInfo = CN=Attribute5:::
IsRequiredServerBound = false
[End]
[Attribute]
Name = Cancelled_Flag
Type = String
Cardinality = 1
MaxLength = 1
IsKey = false
IsForeignKey = false
IsRequired = false
AppSpecificInfo = CN=Cancelled_Flag:::
IsRequiredServerBound = false
[End]
[Attribute]
Name = Check_Number
Type = Integer
Cardinality = 1
MaxLength = 1
IsKey = false
IsForeignKey = false
IsRequired = false
AppSpecificInfo = CN=Check_Number:::
IsRequiredServerBound = false
[End]
[Attribute]
Name = Conversion_Rate
Type = Integer
Cardinality = 1
MaxLength = 1
IsKey = false
IsForeignKey = false
IsRequired = false
AppSpecificInfo = CN=Conversion_Rate:::
IsRequiredServerBound = false
[End]
[Attribute]
Name = Conversion_Rate_Date
Type = Date
Cardinality = 1
MaxLength = 1
IsKey = false
IsForeignKey = false
IsRequired = false

```

```

AppSpecificInfo = CN=Conversion_Rate_Date:::
IsRequiredServerBound = false
[End]
[Attribute]
Name = Conversion_Type_Code
Type = String
Cardinality = 1
MaxLength = 30
IsKey = false
IsForeignKey = false
IsRequired = false
AppSpecificInfo = CN=Conversion_Type_Code:::
IsRequiredServerBound = false
[End]
[Attribute]
Name = Created_BY
Type = Integer
Cardinality = 1
MaxLength = 1
IsKey = false
IsForeignKey = false
IsRequired = true
AppSpecificInfo = CN=Created_BY:::
IsRequiredServerBound = false
[End]
[Attribute]
Name = Creation_Date
Type = Date
Cardinality = 1
MaxLength = 1
IsKey = false
IsForeignKey = false
IsRequired = true
AppSpecificInfo = CN=Creation_Date:::
IsRequiredServerBound = false
[End]
[Attribute]
Name = Credit_Card_Code
Type = String
Cardinality = 1
MaxLength = 80
IsKey = false
IsForeignKey = false
IsRequired = false
AppSpecificInfo = CN=Credit_Card_Code:::
IsRequiredServerBound = false
[End]
[Attribute]
Name = Credit_Card_Expiration_Date
Type = Date
Cardinality = 1
MaxLength = 1
IsKey = false
IsForeignKey = false
IsRequired = false
AppSpecificInfo = CN=Credit_Card_Expiration_Date:::
IsRequiredServerBound = false
[End]
[Attribute]
Name = Credit_Card_Holder_Name
Type = String
Cardinality = 1
MaxLength = 80
IsKey = false
IsForeignKey = false
IsRequired = false
AppSpecificInfo = CN=Credit_Card_Holder_Name:::
IsRequiredServerBound = false
[End]
[Attribute]
Name = Credit_Card_Number
Type = String
Cardinality = 1
MaxLength = 80
IsKey = false
IsForeignKey = false
IsRequired = false
AppSpecificInfo = CN=Credit_Card_Number:::
IsRequiredServerBound = false
[End]
[Attribute]
Name = Customer_PO_Number
Type = String
Cardinality = 1
MaxLength = 50
IsKey = false
IsForeignKey = false
IsRequired = false

```

```

AppSpecificInfo = CN=Customer_PO_Number:::
IsRequiredServerBound = false
[End]
[Attribute]
Name = Customer_Payment_Term_ID
Type = Integer
Cardinality = 1
MaxLength = 1
IsKey = false
IsForeignKey = false
IsRequired = false
AppSpecificInfo = CN=Customer_Payment_Term_ID:::
IsRequiredServerBound = false
[End]
[Attribute]
Name = Delivery_TO_Contact_Id
Type = Integer
Cardinality = 1
MaxLength = 1
IsKey = false
IsForeignKey = false
IsRequired = false
AppSpecificInfo = CN=Deliver_To_Contact_Id:::
IsRequiredServerBound = false
[End]
[Attribute]
Name = Delivery_TO_Org_Id
Type = Integer
Cardinality = 1
MaxLength = 1
IsKey = false
IsForeignKey = false
IsRequired = false
AppSpecificInfo = CN=Deliver_To_Org_Id:::
IsRequiredServerBound = false
[End]
[Attribute]
Name = Demand_Class_Code
Type = String
Cardinality = 1
MaxLength = 30
IsKey = false
IsForeignKey = false
IsRequired = false
AppSpecificInfo = CN=Demand_Class_Code:::
IsRequiredServerBound = false
[End]
[Attribute]
Name = FOB_Point_Code
Type = String
Cardinality = 1
MaxLength = 30
IsKey = false
IsForeignKey = false
IsRequired = false
AppSpecificInfo = CN=FOB_Point_Code:::
IsRequiredServerBound = false
[End]
[Attribute]
Name = Freight_Term_Code
Type = String
Cardinality = 1
MaxLength = 30
IsKey = false
IsForeignKey = false
IsRequired = false
AppSpecificInfo = CN=Freight_Terms_Code:::
IsRequiredServerBound = false
[End]
[Attribute]
Name = Header_Id
Type = Integer
Cardinality = 1
MaxLength = 1
IsKey = false
IsForeignKey = false
IsRequired = false
AppSpecificInfo = CN=Header_Id:::
IsRequiredServerBound = false
[End]
[Attribute]
Name = Invoice_To_Contact_Id
Type = Integer
Cardinality = 1
MaxLength = 1
IsKey = false
IsForeignKey = false
IsRequired = false

```

```

AppSpecificInfo = CN=Invoice_To_Contact_Id:::
IsRequiredServerBound = false
[End]
[Attribute]
Name = Invoice_To_Org_Id
Type = Integer
Cardinality = 1
MaxLength = 1
IsKey = false
IsForeignKey = false
IsRequired = false
AppSpecificInfo = CN=Invoice_To_Org_Id:::
IsRequiredServerBound = false
[End]
[Attribute]
Name = Invoicing_Rule_Id
Type = Integer
Cardinality = 1
MaxLength = 1
IsKey = false
IsForeignKey = false
IsRequired = false
AppSpecificInfo = CN=Invoicing_Rule_Id:::
IsRequiredServerBound = false
[End]
[Attribute]
Name = Last_Updated_By
Type = Integer
Cardinality = 1
MaxLength = 1
IsKey = false
IsForeignKey = false
IsRequired = true
AppSpecificInfo = CN=Last_Updated_By:::
IsRequiredServerBound = false
[End]
[Attribute]
Name = Last_Update_Date
Type = Date
Cardinality = 1
MaxLength = 1
IsKey = false
IsForeignKey = false
IsRequired = true
AppSpecificInfo = CN=Last_Update_Date:::
IsRequiredServerBound = false
[End]
[Attribute]
Name = Last_Update_login
Type = Integer
Cardinality = 1
MaxLength = 1
IsKey = false
IsForeignKey = false
IsRequired = false
AppSpecificInfo = CN=Last_Update_login:::
IsRequiredServerBound = false
[End]
[Attribute]
Name = Latest_Schedule_Limit
Type = Integer
Cardinality = 1
MaxLength = 1
IsKey = false
IsForeignKey = false
IsRequired = false
AppSpecificInfo = CN=Latest_Schedule_Limit:::
IsRequiredServerBound = false
[End]
[Attribute]
Name = Operation_Code
Type = String
Cardinality = 1
MaxLength = 30
IsKey = false
IsForeignKey = false
IsRequired = true
AppSpecificInfo = CN=Operation_Code:::
IsRequiredServerBound = false
[End]
[Attribute]
Name = Order_Date_Type_Code
Type = String
Cardinality = 1
MaxLength = 30
IsKey = false
IsForeignKey = false
IsRequired = false

```

```

AppSpecificInfo = CN=Order_Date_Type_Code:::
IsRequiredServerBound = false
[End]
[Attribute]
Name = Order_Number
Type = Integer
Cardinality = 1
MaxLength = 1
IsKey = false
IsForeignKey = false
IsRequired = false
AppSpecificInfo = CN=Order_Number:::
IsRequiredServerBound = false
[End]
[Attribute]
Name = Order_Source_ID
Type = Integer
Cardinality = 1
MaxLength = 1
IsKey = false
IsForeignKey = false
IsRequired = false
AppSpecificInfo = CN=Order_Source_ID:::
IsRequiredServerBound = false
[End]
[Attribute]
Name = Order_Type_Id
Type = Integer
Cardinality = 1
MaxLength = 1
IsKey = false
IsForeignKey = false
IsRequired = true
AppSpecificInfo = CN=Order_Type_Id:::
IsRequiredServerBound = false
[End]
[Attribute]
Name = Ordered_Date
Type = Date
Cardinality = 1
MaxLength = 1
IsKey = false
IsForeignKey = false
IsRequired = false
AppSpecificInfo = CN=Ordered_Date:::
IsRequiredServerBound = false
[End]
[Attribute]
Name = Packing_Instructions
Type = String
Cardinality = 1
MaxLength = 240
IsKey = false
IsForeignKey = false
IsRequired = false
AppSpecificInfo = CN=Packing_Instructions:::
IsRequiredServerBound = false
[End]
[Attribute]
Name = Payment_Amount
Type = Integer
Cardinality = 1
MaxLength = 1
IsKey = false
IsForeignKey = false
IsRequired = false
AppSpecificInfo = CN=Payment_Amount:::
IsRequiredServerBound = false
[End]
[Attribute]
Name = Payment_Term_ID
Type = Integer
Cardinality = 1
MaxLength = 1
IsKey = false
IsForeignKey = false
IsRequired = false
AppSpecificInfo = CN=Payment_Term_ID:::
IsRequiredServerBound = false
[End]
[Attribute]
Name = Payment_Type_Code
Type = String
Cardinality = 1
MaxLength = 30
IsKey = false
IsForeignKey = false
IsRequired = false

```

```

AppSpecificInfo = CN=Payment_Type_Code:::
IsRequiredServerBound = false
[End]
[Attribute]
Name = Price_List_ID
Type = Integer
Cardinality = 1
MaxLength = 1
IsKey = false
IsForeignKey = false
IsRequired = true
AppSpecificInfo = CN=Price_List_ID:::
IsRequiredServerBound = false
[End]
[Attribute]
Name = Program_Application_Id
Type = Integer
Cardinality = 1
MaxLength = 1
IsKey = false
IsForeignKey = false
IsRequired = false
AppSpecificInfo = CN=Program_Application_Id:::
IsRequiredServerBound = false
[End]
[Attribute]
Name = Program_ID
Type = Integer
Cardinality = 1
MaxLength = 1
IsKey = false
IsForeignKey = false
IsRequired = false
AppSpecificInfo = CN=Program_ID:::
IsRequiredServerBound = false
[End]
[Attribute]
Name = Program_Update_Date
Type = Date
Cardinality = 1
MaxLength = 1
IsKey = false
IsForeignKey = false
IsRequired = false
AppSpecificInfo = CN=Program_Update_Date:::
IsRequiredServerBound = false
[End]
[Attribute]
Name = Return_Reason_Code
Type = String
Cardinality = 1
MaxLength = 1
IsKey = false
IsForeignKey = false
IsRequired = false
AppSpecificInfo = CN=Return_Reason_Code:::
IsRequiredServerBound = false
[End]
[Attribute]
Name = Sales_Channel_Code
Type = String
Cardinality = 1
MaxLength = 1
IsKey = false
IsForeignKey = false
IsRequired = false
AppSpecificInfo = CN=Sales_Channel_Code:::
IsRequiredServerBound = false
[End]
[Attribute]
Name = SalesRep_Id
Type = Integer
Cardinality = 1
MaxLength = 1
IsKey = false
IsForeignKey = false
IsRequired = false
AppSpecificInfo = CN=SalesRep_Id:::
IsRequiredServerBound = false
[End]
[Attribute]
Name = Ship_From_Org_ID
Type = Integer
Cardinality = 1
MaxLength = 1
IsKey = false
IsForeignKey = false
IsRequired = false

```

```

AppSpecificInfo = CN=Ship_From_Org_ID:::
IsRequiredServerBound = false
[End]
[Attribute]
Name = Ship_To_Contact_Id
Type = Integer
Cardinality = 1
MaxLength = 1
IsKey = false
IsForeignKey = false
IsRequired = false
AppSpecificInfo = CN=Ship_To_Contact_Id:::
IsRequiredServerBound = false
[End]
[Attribute]
Name = Ship_to_Org_Id
Type = Integer
Cardinality = 1
MaxLength = 1
IsKey = false
IsForeignKey = false
IsRequired = false
AppSpecificInfo = CN=Ship_to_Org_Id:::
IsRequiredServerBound = false
[End]
[Attribute]
Name = Ship_Tolerance_Above
Type = Integer
Cardinality = 1
MaxLength = 1
IsKey = false
IsForeignKey = false
IsRequired = false
AppSpecificInfo = CN=Ship_Tolerance_Above:::
IsRequiredServerBound = false
[End]
[Attribute]
Name = Ship_Tolerance_below
Type = Integer
Cardinality = 1
MaxLength = 1
IsKey = false
IsForeignKey = false
IsRequired = false
AppSpecificInfo = CN=Ship_Tolerance_below:::
IsRequiredServerBound = false
[End]
[Attribute]
Name = Shipment_Priority_Code
Type = String
Cardinality = 1
MaxLength = 1
IsKey = false
IsForeignKey = false
IsRequired = false
AppSpecificInfo = CN=Shipment_Priority_Code:::
IsRequiredServerBound = false
[End]
[Attribute]
Name = Shipping_Instructions
Type = String
Cardinality = 1
MaxLength = 1
IsKey = false
IsForeignKey = false
IsRequired = false
AppSpecificInfo = CN=Shipping_Instructions:::
IsRequiredServerBound = false
[End]
[Attribute]
Name = Shipping_Method_Code
Type = String
Cardinality = 1
MaxLength = 1
IsKey = false
IsForeignKey = false
IsRequired = false
AppSpecificInfo = CN=Shipping_Method_Code:::
IsRequiredServerBound = false
[End]
[Attribute]
Name = Sold_From_Org_ID
Type = Integer
Cardinality = 1
MaxLength = 1
IsKey = false
IsForeignKey = false
IsRequired = false

```

```

AppSpecificInfo = CN=Sold_From_Org_ID:::
IsRequiredServerBound = false
[End]
[Attribute]
Name = Sold_To_Contact_ID
Type = Integer
Cardinality = 1
MaxLength = 1
IsKey = false
IsForeignKey = false
IsRequired = false
AppSpecificInfo = CN=Sold_To_Contact_ID:::
IsRequiredServerBound = false
[End]
[Attribute]
Name = Sold_To_Org_ID
Type = Integer
Cardinality = 1
MaxLength = 1
IsKey = false
IsForeignKey = false
IsRequired = true
AppSpecificInfo = CN=Sold_To_Org_ID:::
IsRequiredServerBound = false
[End]
[Attribute]
Name = Tax_Exempt_Flag
Type = String
Cardinality = 1
MaxLength = 1
IsKey = false
IsForeignKey = false
IsRequired = false
AppSpecificInfo = CN=Tax_Exempt_Flag:::
IsRequiredServerBound = false
[End]
[Attribute]
Name = Tax_Exempt_Number
Type = String
Cardinality = 1
MaxLength = 1
IsKey = false
IsForeignKey = false
IsRequired = false
AppSpecificInfo = CN=Tax_Exempt_Number:::
IsRequiredServerBound = false
[End]
[Attribute]
Name = Tax_Exempt_Reason_Code
Type = String
Cardinality = 1
MaxLength = 1
IsKey = false
IsForeignKey = false
IsRequired = false
AppSpecificInfo = CN=Tax_Exempt_Reason_Code:::
IsRequiredServerBound = false
[End]
[Attribute]
Name = Tax_Point_Code
Type = String
Cardinality = 1
MaxLength = 1
IsKey = false
IsForeignKey = false
IsRequired = false
AppSpecificInfo = CN=Tax_Point_Code:::
IsRequiredServerBound = false
[End]
[Attribute]
Name = Transactional_Curr_Code
Type = String
Cardinality = 1
MaxLength = 1
IsKey = false
IsForeignKey = false
IsRequired = false
AppSpecificInfo = CN=Transactional_Curr_Code:::
IsRequiredServerBound = false
[End]
[Attribute]
Name = ORACLEAPPS_Order_Line_Interface_B0
Type = ORACLEAPPS_Order_Line_Interface_B0
ContainedObjectVersion = 1.0.0
Relationship = Containment
Cardinality = n
MaxLength = 1
IsKey = false

```



```

IsForeignKey = false
IsRequired = false
IsRequiredServerBound = false
[End]
[Attribute]
Name = ORACLEAPPS_Order_SalesCredit_Interface_BO
Type = ORACLEAPPS_Order_SalesCredits_Interface_BO
ContainedObjectVersion = 1.0.0
Relationship = Containment
Cardinality = n
MaxLength = 1
IsKey = false
IsForeignKey = false
IsRequired = false
IsRequiredServerBound = false
[End]
[Attribute]
Name = ORACLEAPPS_Order_PriceAdj_Interface_BO
Type = ORACLEAPPS_Order_PriceAdj_Interface_BO
ContainedObjectVersion = 1.0.0
Relationship = Containment
Cardinality = n
MaxLength = 1
IsKey = false
IsForeignKey = false
IsRequired = false
IsRequiredServerBound = false
[End]
[Attribute]
Name = ORACLEAPPS_Order_PriceAtts_Interface_BO
Type = ORACLEAPPS_Order_PriceAtts_Interface_BO
ContainedObjectVersion = 1.0.0
Relationship = Containment
Cardinality = n
MaxLength = 1
IsKey = false
IsForeignKey = false
IsRequired = false
IsRequiredServerBound = false
[End]
[Attribute]
Name = ObjectEventId
Type = String
MaxLength = 255
IsKey = false
IsForeignKey = false
IsRequired = false
IsRequiredServerBound = false
[End]

[Verb]
Name = Create
[End]

[Verb]
Name = Delete
[End]

[Verb]
Name = Retrieve
[End]

[Verb]
Name = Update
[End]
[End]

```

BO_ORACLEAPPS_ORDERRETRIEVE

Business object used for testing:

```

[ReposCopy]
Version = 3.1.0
[End]
[BusinessObjectDefinition]
Name = ORACLEAPPS_Order_Line_BO
Version = 1.0.0
AppSpecificInfo = TN=oe_order_lines_v

[Attribute]
Name = Line_ID
Type = Integer
Cardinality = 1
MaxLength = 1
IsKey = true
IsForeignKey = false

```

```

IsRequired = false
AppSpecificInfo = CN=Line_ID:::
IsRequiredServerBound = false
[End]
[Attribute]
Name = Org_ID
Type = Integer
Cardinality = 1
MaxLength = 1
IsKey = false
IsForeignKey = false
IsRequired = false
AppSpecificInfo = CN=Org_ID:::
IsRequiredServerBound = false
[End]
[Attribute]
Name = Header_ID
Type = Integer
Cardinality = 1
MaxLength = 1
IsKey = false
IsForeignKey = false
IsRequired = false
AppSpecificInfo = CN=Header_ID:::
IsRequiredServerBound = false
[End]
[Attribute]
Name = Line_Type_ID
Type = Integer
Cardinality = 1
MaxLength = 1
IsKey = false
IsForeignKey = false
IsRequired = false
AppSpecificInfo = CN=Line_Type_ID:::
IsRequiredServerBound = false
[End]
[Attribute]
Name = Line_Number
Type = Integer
Cardinality = 1
MaxLength = 1
IsKey = false
IsForeignKey = false
IsRequired = false
AppSpecificInfo = CN=Line_Number:::
IsRequiredServerBound = false
[End]
[Attribute]
Name = Ordered_Item
Type = String
Cardinality = 1
MaxLength = 2000
IsKey = false
IsForeignKey = false
IsRequired = false
AppSpecificInfo = CN=Ordered_Item:::
IsRequiredServerBound = false
[End]
[Attribute]
Name = Request_Date
Type = Date
Cardinality = 1
MaxLength = 1
IsKey = false
IsForeignKey = false
IsRequired = false
AppSpecificInfo = CN=Request_Date:::
IsRequiredServerBound = false
[End]
[Attribute]
Name = Promise_Date
Type = Date
Cardinality = 1
MaxLength = 1
IsKey = false
IsForeignKey = false
IsRequired = false
AppSpecificInfo = CN=Promise_Date:::
IsRequiredServerBound = false
[End]
[Attribute]
Name = Order_Quantity_UOM
Type = String
Cardinality = 1
MaxLength = 3
IsKey = false
IsForeignKey = false

```

```

IsRequired = false
AppSpecificInfo = CN=Order_Quantity_UOM:::
IsRequiredServerBound = false
[End]
[Attribute]
Name = Pricing_Quantity
Type = Integer
Cardinality = 1
MaxLength = 1
IsKey = false
IsForeignKey = false
IsRequired = false
AppSpecificInfo = CN=Pricing_Quantity:::
IsRequiredServerBound = false
[End]
[Attribute]
Name = Pricing_Quantity_UOM
Type = String
Cardinality = 1
MaxLength = 3
IsKey = false
IsForeignKey = false
IsRequired = false
AppSpecificInfo = CN=Pricing_Quantity_UOM:::
IsRequiredServerBound = false
[End]
[Attribute]
Name = Cancelled_Quantity
Type = Integer
Cardinality = 1
MaxLength = 1
IsKey = false
IsForeignKey = false
IsRequired = false
AppSpecificInfo = CN=Cancelled_Quantity:::
IsRequiredServerBound = false
[End]
[Attribute]
Name = Shipped_Quantity
Type = Integer
Cardinality = 1
MaxLength = 1
IsKey = false
IsForeignKey = false
IsRequired = false
AppSpecificInfo = CN=Shipped_Quantity:::
IsRequiredServerBound = false
[End]
[Attribute]
Name = Ordered_Quantity
Type = Integer
Cardinality = 1
MaxLength = 1
IsKey = false
IsForeignKey = false
IsRequired = false
AppSpecificInfo = CN=Ordered_Quantity:::
IsRequiredServerBound = false
[End]
[Attribute]
Name = Fulfilled_Quantity
Type = Integer
Cardinality = 1
MaxLength = 1
IsKey = false
IsForeignKey = false
IsRequired = false
AppSpecificInfo = CN=Fulfilled_Quantity:::
IsRequiredServerBound = false
[End]
[Attribute]
Name = Shipping_Quantity
Type = Integer
Cardinality = 1
MaxLength = 1
IsKey = false
IsForeignKey = false
IsRequired = false
AppSpecificInfo = CN=Shipping_Quantity:::
IsRequiredServerBound = false
[End]
[Attribute]
Name = Cust_PO_Number
Type = String
Cardinality = 1
MaxLength = 50
IsKey = false
IsForeignKey = false

```

```

IsRequired = false
AppSpecificInfo = CN=Cust_PO_Number:::
IsRequiredServerBound = false
[End]
[Attribute]
Name = Ship_Tolerance_Above
Type = Integer
Cardinality = 1
MaxLength = 1
IsKey = false
IsForeignKey = false
IsRequired = false
AppSpecificInfo = CN=Ship_Tolerance_Above:::
IsRequiredServerBound = false
[End]
[Attribute]
Name = Ship_Tolerance_Below
Type = Integer
Cardinality = 1
MaxLength = 1
IsKey = false
IsForeignKey = false
IsRequired = false
AppSpecificInfo = CN=Ship_Tolerance_Below:::
IsRequiredServerBound = false
[End]
[Attribute]
Name = RLA_Schedule_Type_Code
Type = String
Cardinality = 1
MaxLength = 30
IsKey = false
IsForeignKey = false
IsRequired = false
AppSpecificInfo = CN=RLA_Schedule_Type_Code:::
IsRequiredServerBound = false
[End]
[Attribute]
Name = Customer_Dock_Code
Type = String
Cardinality = 1
MaxLength = 50
IsKey = false
IsForeignKey = false
IsRequired = false
AppSpecificInfo = CN=Customer_Dock_Code:::
IsRequiredServerBound = false
[End]
[Attribute]
Name = Customer_Job
Type = String
Cardinality = 1
MaxLength = 50
IsKey = false
IsForeignKey = false
IsRequired = false
AppSpecificInfo = CN=Customer_Job:::
IsRequiredServerBound = false
[End]
[Attribute]
Name = Customer_Production_Line
Type = String
Cardinality = 1
MaxLength = 50
IsKey = false
IsForeignKey = false
IsRequired = false
AppSpecificInfo = CN=Customer_Production_Line:::
IsRequiredServerBound = false
[End]
[Attribute]
Name = Project_ID
Type = Integer
Cardinality = 1
MaxLength = 1
IsKey = false
IsForeignKey = false
IsRequired = false
AppSpecificInfo = CN=Project_ID:::
IsRequiredServerBound = false
[End]
[Attribute]
Name = Task_Id
Type = Integer
Cardinality = 1
MaxLength = 1
IsKey = false
IsForeignKey = false

```

```

IsRequired = false
AppSpecificInfo = CN=Task_Id:::
IsRequiredServerBound = false
[End]
[Attribute]
Name = Sold_To_Org_Id
Type = Integer
Cardinality = 1
MaxLength = 1
IsKey = false
IsForeignKey = false
IsRequired = false
AppSpecificInfo = CN=Sold_To_Org_Id:::
IsRequiredServerBound = false
[End]
[Attribute]
Name = Ship_From_Org_Id
Type = Integer
Cardinality = 1
MaxLength = 1
IsKey = false
IsForeignKey = false
IsRequired = false
AppSpecificInfo = CN=Ship_From_Org_Id:::
IsRequiredServerBound = false
[End]
[Attribute]
Name = Ship_To_Org_ID
Type = Integer
Cardinality = 1
MaxLength = 1
IsKey = false
IsForeignKey = false
IsRequired = false
AppSpecificInfo = CN=Ship_To_Org_ID:::
IsRequiredServerBound = false
[End]
[Attribute]
Name = Invoice_To_Org_ID
Type = Integer
Cardinality = 1
MaxLength = 1
IsKey = false
IsForeignKey = false
IsRequired = false
AppSpecificInfo = CN=Invoice_To_Org_ID:::
IsRequiredServerBound = false
[End]
[Attribute]
Name = Ship_To_Contact_ID
Type = Integer
Cardinality = 1
MaxLength = 1
IsKey = false
IsForeignKey = false
IsRequired = false
AppSpecificInfo = CN=Ship_To_Contact_ID:::
IsRequiredServerBound = false
[End]
[Attribute]
Name = Invoice_To_Contact_Id
Type = Integer
Cardinality = 1
MaxLength = 1
IsKey = false
IsForeignKey = false
IsRequired = false
AppSpecificInfo = CN=Invoice_To_Contact_Id:::
IsRequiredServerBound = false
[End]
[Attribute]
Name = Inventory_Item_Id
Type = Integer
Cardinality = 1
MaxLength = 1
IsKey = false
IsForeignKey = false
IsRequired = false
AppSpecificInfo = CN=Inventory_Item_Id:::
IsRequiredServerBound = false
[End]
[Attribute]
Name = Tax_Date
Type = Date
Cardinality = 1
MaxLength = 1
IsKey = false
IsForeignKey = false

```

```

IsRequired = false
AppSpecificInfo = CN=Tax_Date:::
IsRequiredServerBound = false
[End]
[Attribute]
Name = Tax_Code
Type = String
Cardinality = 1
MaxLength = 50
IsKey = false
IsForeignKey = false
IsRequired = false
AppSpecificInfo = CN=Tax_Code:::
IsRequiredServerBound = false
[End]
[Attribute]
Name = Source_Type_Code
Type = String
Cardinality = 1
MaxLength = 30
IsKey = false
IsForeignKey = false
IsRequired = false
AppSpecificInfo = CN=Source_Type_Code:::
IsRequiredServerBound = false
[End]
[Attribute]
Name = Price_List_ID
Type = Integer
Cardinality = 1
MaxLength = 1
IsKey = false
IsForeignKey = false
IsRequired = false
AppSpecificInfo = CN=Price_List_ID:::
IsRequiredServerBound = false
[End]
[Attribute]
Name = Pricing_Date
Type = Date
Cardinality = 1
MaxLength = 1
IsKey = false
IsForeignKey = false
IsRequired = false
AppSpecificInfo = CN=Pricing_Date:::
IsRequiredServerBound = false
[End]
[Attribute]
Name = Agreement_Id
Type = Integer
Cardinality = 1
MaxLength = 1
IsKey = false
IsForeignKey = false
IsRequired = false
AppSpecificInfo = CN=Agreement_Id:::
IsRequiredServerBound = false
[End]
[Attribute]
Name = Shipment_Priority_Code
Type = String
Cardinality = 1
MaxLength = 30
IsKey = false
IsForeignKey = false
IsRequired = false
AppSpecificInfo = CN=Shipment_Priority_Code:::
IsRequiredServerBound = false
[End]
[Attribute]
Name = Shipping_Method_Code
Type = String
Cardinality = 1
MaxLength = 30
IsKey = false
IsForeignKey = false
IsRequired = false
AppSpecificInfo = CN=Shipping_Method_Code:::
IsRequiredServerBound = false
[End]
[Attribute]
Name = Freight_Terms_Code
Type = String
Cardinality = 1
MaxLength = 30
IsKey = false
IsForeignKey = false

```

```

IsRequired = false
AppSpecificInfo = CN=Freight_Terms_Code:::
IsRequiredServerBound = false
[End]
[Attribute]
Name = Payment_Term_ID
Type = Integer
Cardinality = 1
MaxLength = 1
IsKey = false
IsForeignKey = false
IsRequired = false
AppSpecificInfo = CN=Payment_Term_ID:::
IsRequiredServerBound = false
[End]
[Attribute]
Name = Invoicing_Rule_Id
Type = Integer
Cardinality = 1
MaxLength = 1
IsKey = false
IsForeignKey = false
IsRequired = false
AppSpecificInfo = CN=Invoicing_Rule_Id:::
IsRequiredServerBound = false
[End]
[Attribute]
Name = Accounting_Rule_Id
Type = Integer
Cardinality = 1
MaxLength = 1
IsKey = false
IsForeignKey = false
IsRequired = false
AppSpecificInfo = CN=Accounting_Rule_Id:::
IsRequiredServerBound = false
[End]
[Attribute]
Name = Source_Document_Type_ID
Type = Integer
Cardinality = 1
MaxLength = 1
IsKey = false
IsForeignKey = false
IsRequired = false
AppSpecificInfo = CN=Source_Document_Type_ID:::
IsRequiredServerBound = false
[End]
[Attribute]
Name = Orig_Sys_Document_Ref
Type = String
Cardinality = 1
MaxLength = 50
IsKey = false
IsForeignKey = false
IsRequired = false
AppSpecificInfo = CN=Orig_Sys_Document_Ref:::
IsRequiredServerBound = false
[End]
[Attribute]
Name = Source_Document_ID
Type = Integer
Cardinality = 1
MaxLength = 1
IsKey = false
IsForeignKey = false
IsRequired = false
AppSpecificInfo = CN=Source_Document_ID:::
IsRequiredServerBound = false
[End]
[Attribute]
Name = Orig_Sys_Line_Ref
Type = String
Cardinality = 1
MaxLength = 50
IsKey = false
IsForeignKey = false
IsRequired = false
AppSpecificInfo = CN=Orig_Sys_Line_Ref:::
IsRequiredServerBound = false
[End]
[Attribute]
Name = Source_Document_Line_ID
Type = Integer
Cardinality = 1
MaxLength = 1
IsKey = false
IsForeignKey = false

```

```

IsRequired = false
AppSpecificInfo = CN=Source_Document_Line_ID:::
IsRequiredServerBound = false
[End]
[Attribute]
Name = Item_Revision
Type = String
Cardinality = 1
MaxLength = 3
IsKey = false
IsForeignKey = false
IsRequired = false
AppSpecificInfo = CN=Item_Revision:::
IsRequiredServerBound = false
[End]
[Attribute]
Name = Line_Category_Code
Type = String
Cardinality = 1
MaxLength = 30
IsKey = false
IsForeignKey = false
IsRequired = false
AppSpecificInfo = CN=Line_Category_Code:::
IsRequiredServerBound = false
[End]
[Attribute]
Name = Unit_Selling_Price
Type = Integer
Cardinality = 1
MaxLength = 1
IsKey = false
IsForeignKey = false
IsRequired = false
AppSpecificInfo = CN=Unit_Selling_Price:::
IsRequiredServerBound = false
[End]
[Attribute]
Name = Unit_List_Price
Type = Integer
Cardinality = 1
MaxLength = 1
IsKey = false
IsForeignKey = false
IsRequired = false
AppSpecificInfo = CN=Unit_List_Price:::
IsRequiredServerBound = false
[End]
[Attribute]
Name = Tax_Value
Type = Integer
Cardinality = 1
MaxLength = 1
IsKey = false
IsForeignKey = false
IsRequired = false
AppSpecificInfo = CN=Tax_Value:::
IsRequiredServerBound = false
[End]
[Attribute]
Name = Creation_Date
Type = Date
Cardinality = 1
MaxLength = 1
IsKey = false
IsForeignKey = false
IsRequired = false
AppSpecificInfo = CN=Creation_Date:::
IsRequiredServerBound = false
[End]
[Attribute]
Name = Created_By
Type = Integer
Cardinality = 1
MaxLength = 1
IsKey = false
IsForeignKey = false
IsRequired = false
AppSpecificInfo = CN=Created_By:::
IsRequiredServerBound = false
[End]
[Attribute]
Name = Last_Update_Login
Type = Integer
Cardinality = 1
MaxLength = 1
IsKey = false
IsForeignKey = false

```



```

IsRequired = false
AppSpecificInfo = CN=Last_Update_Login:::
IsRequiredServerBound = false
[End]
[Attribute]
Name = Last_Update_Date
Type = Date
Cardinality = 1
MaxLength = 1
IsKey = false
IsForeignKey = false
IsRequired = false
AppSpecificInfo = CN=Last_Update_Date:::
IsRequiredServerBound = false
[End]
[Attribute]
Name = Last_Updated_By
Type = Integer
Cardinality = 1
MaxLength = 1
IsKey = false
IsForeignKey = false
IsRequired = false
AppSpecificInfo = CN=Last_Updated_By:::
IsRequiredServerBound = false
[End]
[Attribute]
Name = Item_Type_Code
Type = String
Cardinality = 1
MaxLength = 30
IsKey = false
IsForeignKey = false
IsRequired = false
AppSpecificInfo = CN=Item_Type_Code:::
IsRequiredServerBound = false
[End]
[Attribute]
Name = Line_Type
Type = String
Cardinality = 1
MaxLength = 40
IsKey = false
IsForeignKey = false
IsRequired = false
AppSpecificInfo = CN=Line_Type:::
IsRequiredServerBound = false
[End]
[Attribute]
Name = Agreement
Type = String
Cardinality = 1
MaxLength = 240
IsKey = false
IsForeignKey = false
IsRequired = false
AppSpecificInfo = CN=Agreement:::
IsRequiredServerBound = false
[End]
[Attribute]
Name = Pirce_List
Type = String
Cardinality = 1
MaxLength = 240
IsKey = false
IsForeignKey = false
IsRequired = false
AppSpecificInfo = CN=Pirce_List:::
IsRequiredServerBound = false
[End]
[Attribute]
Name = Customer_Number
Type = String
Cardinality = 1
MaxLength = 30
IsKey = false
IsForeignKey = false
IsRequired = false
AppSpecificInfo = CN=Customer_Number:::
IsRequiredServerBound = false
[End]
[Attribute]
Name = ObjectEventId
Type = String
MaxLength = 255
IsKey = false
IsForeignKey = false
IsRequired = false

```

```

IsRequiredServerBound = false
[End]

[Verb]
Name = Create
[End]

[Verb]
Name = Delete
[End]

[Verb]
Name = Retrieve
[End]

[Verb]
Name = Update
[End]
[End]
[BusinessObjectDefinition]
Name = ORACLEAPPS_Order_PriceAdj_BO
Version = 1.0.0
AppSpecificInfo = TN=OE_PRICE_ADJUSTMENTS_V

[Attribute]
Name = Price_Adjustment_ID
Type = Integer
Cardinality = 1
MaxLength = 1
IsKey = true
IsForeignKey = false
IsRequired = false
AppSpecificInfo = CN=Price_Adjustment_ID:::
IsRequiredServerBound = false
[End]
[Attribute]
Name = Creation_Date
Type = Date
Cardinality = 1
MaxLength = 1
IsKey = false
IsForeignKey = false
IsRequired = false
AppSpecificInfo = CN=Creation_Date:::
IsRequiredServerBound = false
[End]
[Attribute]
Name = Created_By
Type = Integer
Cardinality = 1
MaxLength = 1
IsKey = false
IsForeignKey = false
IsRequired = false
AppSpecificInfo = CN=Created_By:::
IsRequiredServerBound = false
[End]
[Attribute]
Name = Last_Update_Login
Type = Integer
Cardinality = 1
MaxLength = 1
IsKey = false
IsForeignKey = false
IsRequired = false
AppSpecificInfo = CN=Last_Update_Login:::
IsRequiredServerBound = false
[End]
[Attribute]
Name = Last_Update_Date
Type = Date
Cardinality = 1
MaxLength = 1
IsKey = false
IsForeignKey = false
IsRequired = false
AppSpecificInfo = CN=Last_Update_Date:::
IsRequiredServerBound = false
[End]
[Attribute]
Name = Last_Updated_By
Type = Integer
Cardinality = 1
MaxLength = 1
IsKey = false
IsForeignKey = false
IsRequired = false
AppSpecificInfo = CN=Last_Updated_By:::

```

```

IsRequiredServerBound = false
[End]
[Attribute]
Name = Header_ID
Type = Integer
Cardinality = 1
MaxLength = 1
IsKey = false
IsForeignKey = false
IsRequired = false
AppSpecificInfo = CN=Header_ID:::
IsRequiredServerBound = false
[End]
[Attribute]
Name = Discount_ID
Type = Integer
Cardinality = 1
MaxLength = 1
IsKey = false
IsForeignKey = false
IsRequired = false
AppSpecificInfo = CN=Discount_ID:::
IsRequiredServerBound = false
[End]
[Attribute]
Name = Discount_Line_ID
Type = Integer
Cardinality = 1
MaxLength = 1
IsKey = false
IsForeignKey = false
IsRequired = false
AppSpecificInfo = CN=Discount_Line_ID:::
IsRequiredServerBound = false
[End]
[Attribute]
Name = Automatic_Flag
Type = String
Cardinality = 1
MaxLength = 1
IsKey = false
IsForeignKey = false
IsRequired = false
AppSpecificInfo = CN=Automatic_Flag:::
IsRequiredServerBound = false
[End]
[Attribute]
Name = Percent
Type = Integer
Cardinality = 1
MaxLength = 1
IsKey = false
IsForeignKey = false
IsRequired = false
AppSpecificInfo = CN=Percent:::
IsRequiredServerBound = false
[End]
[Attribute]
Name = Line_ID
Type = Integer
Cardinality = 1
MaxLength = 1
IsKey = false
IsForeignKey = false
IsRequired = false
AppSpecificInfo = CN=Line_ID:::
IsRequiredServerBound = false
[End]
[Attribute]
Name = Orig_Sys_Discount_Ref
Type = String
Cardinality = 1
MaxLength = 50
IsKey = false
IsForeignKey = false
IsRequired = false
AppSpecificInfo = CN=Orig_Sys_Discount_Ref:::
IsRequiredServerBound = false
[End]
[Attribute]
Name = List_Header_Id
Type = Integer
Cardinality = 1
MaxLength = 1
IsKey = false
IsForeignKey = false
IsRequired = false
AppSpecificInfo = CN=List_Header_Id:::

```

```

IsRequiredServerBound = false
[End]
[Attribute]
Name = List_Line_ID
Type = Integer
Cardinality = 1
MaxLength = 1
IsKey = false
IsForeignKey = false
IsRequired = false
AppSpecificInfo = CN=List_Line_ID:::
IsRequiredServerBound = false
[End]
[Attribute]
Name = List_Line_Type_Code
Type = String
Cardinality = 1
MaxLength = 30
IsKey = false
IsForeignKey = false
IsRequired = false
AppSpecificInfo = CN=List_Line_Type_Code:::
IsRequiredServerBound = false
[End]
[Attribute]
Name = Modifier_Mechanism_Type_Code
Type = String
Cardinality = 1
MaxLength = 30
IsKey = false
IsForeignKey = false
IsRequired = false
AppSpecificInfo = CN=Modifier_Mechanism_Type_Code:::
IsRequiredServerBound = false
[End]
[Attribute]
Name = Modifier_From
Type = Integer
Cardinality = 1
MaxLength = 1
IsKey = false
IsForeignKey = false
IsRequired = false
AppSpecificInfo = CN=Modifier_From:::
IsRequiredServerBound = false
[End]
[Attribute]
Name = Modifier_To
Type = Integer
Cardinality = 1
MaxLength = 1
IsKey = false
IsForeignKey = false
IsRequired = false
AppSpecificInfo = CN=Modifier_To:::
IsRequiredServerBound = false
[End]
[Attribute]
Name = Adjustment_Name
Type = String
Cardinality = 1
MaxLength = 240
IsKey = false
IsForeignKey = false
IsRequired = false
AppSpecificInfo = CN=Adjustment_Name:::
IsRequiredServerBound = false
[End]
[Attribute]
Name = Adjustment_Type_Code
Type = String
Cardinality = 1
MaxLength = 30
IsKey = false
IsForeignKey = false
IsRequired = false
AppSpecificInfo = CN=Adjustment_Type_Code:::
IsRequiredServerBound = false
[End]
[Attribute]
Name = Adjustment_Type_Name
Type = String
Cardinality = 1
MaxLength = 240
IsKey = false
IsForeignKey = false
IsRequired = false
AppSpecificInfo = CN=Adjustment_Type_Name:::

```

```

IsRequiredServerBound = false
[End]
[Attribute]
Name = Parent_Adjustment_ID
Type = Integer
Cardinality = 1
MaxLength = 1
IsKey = false
IsForeignKey = false
IsRequired = false
AppSpecificInfo = CN=Parent_Adjustment_ID:::
IsRequiredServerBound = false
[End]
[Attribute]
Name = Split_Action_Code
Type = String
Cardinality = 1
MaxLength = 30
IsKey = false
IsForeignKey = false
IsRequired = false
AppSpecificInfo = CN=Split_Action_Code:::
IsRequiredServerBound = false
[End]
[Attribute]
Name = Adjustment_Amount
Type = Integer
Cardinality = 1
MaxLength = 1
IsKey = false
IsForeignKey = false
IsRequired = false
AppSpecificInfo = CN=Adjustment_Amount:::
IsRequiredServerBound = false
[End]
[Attribute]
Name = Adjustment_Description
Type = String
Cardinality = 1
MaxLength = 2000
IsKey = false
IsForeignKey = false
IsRequired = false
AppSpecificInfo = CN=Adjustment_Description:::
IsRequiredServerBound = false
[End]
[Attribute]
Name = ObjectEventId
Type = String
MaxLength = 255
IsKey = false
IsForeignKey = false
IsRequired = false
IsRequiredServerBound = false
[End]

[Verb]
Name = Create
[End]

[Verb]
Name = Delete
[End]

[Verb]
Name = Retrieve
[End]

[Verb]
Name = Update
[End]

[End]
[BusinessObjectDefinition]
Name = ORACLEAPPS_Order_PriceAtts_BO
Version = 1.0.0
AppSpecificInfo = TN=OE_PRICE_ADJ_ATTRIBS_V

[Attribute]
Name = Price_Adj_Attrib_ID
Type = Integer
Cardinality = 1
MaxLength = 1
IsKey = true
IsForeignKey = false
IsRequired = false
AppSpecificInfo = CN=Price_Adj_Attrib_ID:::
IsRequiredServerBound = false
[End]

```

```

[Attribute]
Name = Price_Adjustment_ID
Type = Integer
Cardinality = 1
MaxLength = 1
IsKey = false
IsForeignKey = false
IsRequired = false
AppSpecificInfo = CN=Price_Adjustment_ID:::
IsRequiredServerBound = false
[End]
[Attribute]
Name = Flex_Title
Type = String
Cardinality = 1
MaxLength = 60
IsKey = false
IsForeignKey = false
IsRequired = false
AppSpecificInfo = CN=Flex_Title:::
IsRequiredServerBound = false
[End]
[Attribute]
Name = Pricing_Context
Type = String
Cardinality = 1
MaxLength = 30
IsKey = false
IsForeignKey = false
IsRequired = false
AppSpecificInfo = CN=Pricing_Context:::
IsRequiredServerBound = false
[End]
[Attribute]
Name = Pricing_Attribute
Type = String
Cardinality = 1
MaxLength = 30
IsKey = false
IsForeignKey = false
IsRequired = false
AppSpecificInfo = CN=Pricing_Attribute:::
IsRequiredServerBound = false
[End]
[Attribute]
Name = Creation_Date
Type = Date
Cardinality = 1
MaxLength = 1
IsKey = false
IsForeignKey = false
IsRequired = false
AppSpecificInfo = CN=Creation_Date:::
IsRequiredServerBound = false
[End]
[Attribute]
Name = Created_By
Type = Integer
Cardinality = 1
MaxLength = 1
IsKey = false
IsForeignKey = false
IsRequired = false
AppSpecificInfo = CN=Created_By:::
IsRequiredServerBound = false
[End]
[Attribute]
Name = Last_Update_Login
Type = Integer
Cardinality = 1
MaxLength = 1
IsKey = false
IsForeignKey = false
IsRequired = false
AppSpecificInfo = CN=Last_Update_Login:::
IsRequiredServerBound = false
[End]
[Attribute]
Name = Last_Update_Date
Type = Date
Cardinality = 1
MaxLength = 1
IsKey = false
IsForeignKey = false
IsRequired = false
AppSpecificInfo = CN=Last_Update_Date:::
IsRequiredServerBound = false
[End]

```

```

[Attribute]
Name = Last_Updated_By
Type = Integer
Cardinality = 1
MaxLength = 1
IsKey = false
IsForeignKey = false
IsRequired = false
AppSpecificInfo = CN=Last_Updated_By:::
IsRequiredServerBound = false
[End]
[Attribute]
Name = Pricing_Attr_Value_From
Type = String
Cardinality = 1
MaxLength = 40
IsKey = false
IsForeignKey = false
IsRequired = false
AppSpecificInfo = CN=Pricing_Attr_Value_From:::
IsRequiredServerBound = false
[End]
[Attribute]
Name = Pricing_Attr_Value_To
Type = String
Cardinality = 1
MaxLength = 40
IsKey = false
IsForeignKey = false
IsRequired = false
AppSpecificInfo = CN=Pricing_Attr_Value_To:::
IsRequiredServerBound = false
[End]
[Attribute]
Name = Comparison_Operator
Type = String
Cardinality = 1
MaxLength = 30
IsKey = false
IsForeignKey = false
IsRequired = false
AppSpecificInfo = CN=Comparison_Operator:::
IsRequiredServerBound = false
[End]
[Attribute]
Name = ObjectEventId
Type = String
MaxLength = 255
IsKey = false
IsForeignKey = false
IsRequired = false
IsRequiredServerBound = false
[End]

[Verb]
Name = Create
[End]

[Verb]
Name = Delete
[End]

[Verb]
Name = Retrieve
[End]

[Verb]
Name = Update
[End]
[End]
[BusinessObjectDefinition]
Name = ORACLEAPPS_Order_SalesCredit_BO
Version = 1.0.0
AppSpecificInfo = TN=oe_sales_credits_v

[Attribute]
Name = Sales_Credit_ID
Type = Integer
Cardinality = 1
MaxLength = 1
IsKey = true
IsForeignKey = false
IsRequired = false
AppSpecificInfo = CN=Sales_Credit_ID:::
IsRequiredServerBound = false
[End]
[Attribute]
Name = Salesrep

```

```

Type = String
Cardinality = 1
MaxLength = 255
IsKey = false
IsForeignKey = false
IsRequired = false
AppSpecificInfo = CN=Salesrep:::
IsRequiredServerBound = false
[End]
[Attribute]
Name = Sales_Credit_Type_Id
Type = Integer
Cardinality = 1
MaxLength = 1
IsKey = false
IsForeignKey = false
IsRequired = false
AppSpecificInfo = CN=Sales_Credit_Type_Id:::
IsRequiredServerBound = false
[End]
[Attribute]
Name = Sales_Credit_Type
Type = String
Cardinality = 1
MaxLength = 240
IsKey = false
IsForeignKey = false
IsRequired = false
AppSpecificInfo = CN=Sales_Credit_Type:::
IsRequiredServerBound = false
[End]
[Attribute]
Name = Quota_Flag
Type = String
Cardinality = 1
MaxLength = 1
IsKey = false
IsForeignKey = false
IsRequired = false
AppSpecificInfo = CN=Quota_Flag:::
IsRequiredServerBound = false
[End]
[Attribute]
Name = Percent
Type = Integer
Cardinality = 1
MaxLength = 1
IsKey = false
IsForeignKey = false
IsRequired = false
AppSpecificInfo = CN=Percent:::
IsRequiredServerBound = false
[End]
[Attribute]
Name = Header_ID
Type = Integer
Cardinality = 1
MaxLength = 1
IsKey = false
IsForeignKey = false
IsRequired = false
AppSpecificInfo = CN=Header_ID:::
IsRequiredServerBound = false
[End]
[Attribute]
Name = Line_Id
Type = Integer
Cardinality = 1
MaxLength = 1
IsKey = false
IsForeignKey = false
IsRequired = false
AppSpecificInfo = CN=Line_Id:::
IsRequiredServerBound = false
[End]
[Attribute]
Name = Salesrep_Id
Type = Integer
Cardinality = 1
MaxLength = 1
IsKey = false
IsForeignKey = false
IsRequired = false
AppSpecificInfo = CN=Salesrep_Id:::
IsRequiredServerBound = false
[End]
[Attribute]
Name = Creation_Date

```



```

Type = Date
Cardinality = 1
MaxLength = 1
IsKey = false
IsForeignKey = false
IsRequired = false
AppSpecificInfo = CN=Creation_Date:::
IsRequiredServerBound = false
[End]
[Attribute]
Name = Created_By
Type = Integer
Cardinality = 1
MaxLength = 1
IsKey = false
IsForeignKey = false
IsRequired = false
AppSpecificInfo = CN=Created_By:::
IsRequiredServerBound = false
[End]
[Attribute]
Name = Last_Update_Login
Type = Integer
Cardinality = 1
MaxLength = 1
IsKey = false
IsForeignKey = false
IsRequired = false
AppSpecificInfo = CN=Last_Update_Login:::
IsRequiredServerBound = false
[End]
[Attribute]
Name = Last_Update_Date
Type = Date
Cardinality = 1
MaxLength = 1
IsKey = false
IsForeignKey = false
IsRequired = false
AppSpecificInfo = CN=Last_Update_Date:::
IsRequiredServerBound = false
[End]
[Attribute]
Name = Last_Updated_By
Type = Integer
Cardinality = 1
MaxLength = 1
IsKey = false
IsForeignKey = false
IsRequired = false
AppSpecificInfo = CN=Last_Updated_By:::
IsRequiredServerBound = false
[End]
[Attribute]
Name = ObjectEventId
Type = String
MaxLength = 255
IsKey = false
IsForeignKey = false
IsRequired = false
IsRequiredServerBound = false
[End]

[Verb]
Name = Create
[End]

[Verb]
Name = Delete
[End]

[Verb]
Name = Retrieve
[End]

[Verb]
Name = Update
[End]
[End]
[BusinessObjectDefinition]
Name = ORACLEAPPS_Order_Retrieve
Version = 1.0.0
AppSpecificInfo = TN=oe_order_headers_v

[Attribute]
Name = Header_ID
Type = Integer
Cardinality = 1

```

```

MaxLength = 1
IsKey = true
IsForeignKey = false
IsRequired = false
AppSpecificInfo = CN=Header_ID:::
IsRequiredServerBound = false
[End]
[Attribute]
Name = Org_ID
Type = Integer
Cardinality = 1
MaxLength = 1
IsKey = false
IsForeignKey = false
IsRequired = false
AppSpecificInfo = CN=Org_ID:::
IsRequiredServerBound = false
[End]
[Attribute]
Name = Order_Type_ID
Type = Integer
Cardinality = 1
MaxLength = 1
IsKey = false
IsForeignKey = false
IsRequired = false
AppSpecificInfo = CN=Order_Type_ID:::
IsRequiredServerBound = false
[End]
[Attribute]
Name = Order_Number
Type = Integer
Cardinality = 1
MaxLength = 1
IsKey = false
IsForeignKey = false
IsRequired = false
AppSpecificInfo = CN=Order_Number:::
IsRequiredServerBound = false
[End]
[Attribute]
Name = Version_Number
Type = Integer
Cardinality = 1
MaxLength = 1
IsKey = false
IsForeignKey = false
IsRequired = false
AppSpecificInfo = CN=Version_Number:::
IsRequiredServerBound = false
[End]
[Attribute]
Name = Order_Source_ID
Type = Integer
Cardinality = 1
MaxLength = 1
IsKey = false
IsForeignKey = false
IsRequired = false
AppSpecificInfo = CN=Order_Source_ID:::
IsRequiredServerBound = false
[End]
[Attribute]
Name = Source_Document_Type_ID
Type = Integer
Cardinality = 1
MaxLength = 1
IsKey = false
IsForeignKey = false
IsRequired = false
AppSpecificInfo = CN=Source_Document_Type_ID:::
IsRequiredServerBound = false
[End]
[Attribute]
Name = Source_Document_ID
Type = Integer
Cardinality = 1
MaxLength = 1
IsKey = false
IsForeignKey = false
IsRequired = false
AppSpecificInfo = CN=Source_Document_ID:::
IsRequiredServerBound = false
[End]
[Attribute]
Name = Ordered_Date
Type = Date
Cardinality = 1

```

```

MaxLength = 1
IsKey = false
IsForeignKey = false
IsRequired = false
AppSpecificInfo = CN=Ordered_Date:::
IsRequiredServerBound = false
[End]
[Attribute]
Name = Pricing_Date
Type = Date
Cardinality = 1
MaxLength = 1
IsKey = false
IsForeignKey = false
IsRequired = false
AppSpecificInfo = CN=Pricing_Date:::
IsRequiredServerBound = false
[End]
[Attribute]
Name = Shipment_Priority_Code
Type = String
Cardinality = 1
MaxLength = 30
IsKey = false
IsForeignKey = false
IsRequired = false
AppSpecificInfo = CN=Shipment_Priority_Code:::
IsRequiredServerBound = false
[End]
[Attribute]
Name = Price_List_Id
Type = Integer
Cardinality = 1
MaxLength = 1
IsKey = false
IsForeignKey = false
IsRequired = false
AppSpecificInfo = CN=Price_List_Id:::
IsRequiredServerBound = false
[End]
[Attribute]
Name = Tax_Exempt_Flag
Type = String
Cardinality = 1
MaxLength = 1
IsKey = false
IsForeignKey = false
IsRequired = false
AppSpecificInfo = CN=Tax_Exempt_Flag:::
IsRequiredServerBound = false
[End]
[Attribute]
Name = Tax_Exempt_Number
Type = String
Cardinality = 1
MaxLength = 80
IsKey = false
IsForeignKey = false
IsRequired = false
AppSpecificInfo = CN=Tax_Exempt_Number:::
IsRequiredServerBound = false
[End]
[Attribute]
Name = Tax_Exempt_Reason_Code
Type = String
Cardinality = 1
MaxLength = 30
IsKey = false
IsForeignKey = false
IsRequired = false
AppSpecificInfo = CN=Tax_Exempt_Reason_Code:::
IsRequiredServerBound = false
[End]
[Attribute]
Name = Conversion_Rate
Type = Integer
Cardinality = 1
MaxLength = 1
IsKey = false
IsForeignKey = false
IsRequired = false
AppSpecificInfo = CN=Conversion_Rate:::
IsRequiredServerBound = false
[End]
[Attribute]
Name = Conversion_Rate_Code
Type = String
Cardinality = 1

```

```

MaxLength = 30
IsKey = false
IsForeignKey = false
IsRequired = false
AppSpecificInfo = CN=Conversion_Rate_Code:::
IsRequiredServerBound = false
[End]
[Attribute]
Name = Transactional_Curr_Code
Type = String
Cardinality = 1
MaxLength = 3
IsKey = false
IsForeignKey = false
IsRequired = false
AppSpecificInfo = CN=Transactional_Curr_Code:::
IsRequiredServerBound = false
[End]
[Attribute]
Name = Agreement_ID
Type = Integer
Cardinality = 1
MaxLength = 1
IsKey = false
IsForeignKey = false
IsRequired = false
AppSpecificInfo = CN=Agreement_ID:::
IsRequiredServerBound = false
[End]
[Attribute]
Name = Cust_PO_Number
Type = String
Cardinality = 1
MaxLength = 50
IsKey = false
IsForeignKey = false
IsRequired = false
AppSpecificInfo = CN=Cust_PO_Number:::
IsRequiredServerBound = false
[End]
[Attribute]
Name = Invoicing_Rule_ID
Type = Integer
Cardinality = 1
MaxLength = 1
IsKey = false
IsForeignKey = false
IsRequired = false
AppSpecificInfo = CN=Invoicing_Rule_ID:::
IsRequiredServerBound = false
[End]
[Attribute]
Name = Accounting_Rule_ID
Type = Integer
Cardinality = 1
MaxLength = 1
IsKey = false
IsForeignKey = false
IsRequired = false
AppSpecificInfo = CN=Accounting_Rule_ID:::
IsRequiredServerBound = false
[End]
[Attribute]
Name = Payment_Term_ID
Type = Integer
Cardinality = 1
MaxLength = 1
IsKey = false
IsForeignKey = false
IsRequired = false
AppSpecificInfo = CN=Payment_Term_ID:::
IsRequiredServerBound = false
[End]
[Attribute]
Name = Shipping_Method_Code
Type = String
Cardinality = 1
MaxLength = 30
IsKey = false
IsForeignKey = false
IsRequired = false
AppSpecificInfo = CN=Shipping_Method_Code:::
IsRequiredServerBound = false
[End]
[Attribute]
Name = FOB_POINT_CODE
Type = String
Cardinality = 1

```

```

MaxLength = 30
IsKey = false
IsForeignKey = false
IsRequired = false
AppSpecificInfo = CN=FOB_POINT_CODE::::
IsRequiredServerBound = false
[End]
[Attribute]
Name = Freight_Terms_Code
Type = String
Cardinality = 1
MaxLength = 30
IsKey = false
IsForeignKey = false
IsRequired = false
AppSpecificInfo = CN=Freight_Terms_Code::::
IsRequiredServerBound = false
[End]
[Attribute]
Name = Sold_To_Org_ID
Type = Integer
Cardinality = 1
MaxLength = 1
IsKey = false
IsForeignKey = false
IsRequired = false
AppSpecificInfo = CN=Sold_To_Org_ID::::
IsRequiredServerBound = false
[End]
[Attribute]
Name = Ship_From_Org_ID
Type = Integer
Cardinality = 1
MaxLength = 1
IsKey = false
IsForeignKey = false
IsRequired = false
AppSpecificInfo = CN=Ship_From_Org_ID::::
IsRequiredServerBound = false
[End]
[Attribute]
Name = Ship_To_Org_ID
Type = Integer
Cardinality = 1
MaxLength = 1
IsKey = false
IsForeignKey = false
IsRequired = false
AppSpecificInfo = CN=Ship_To_Org_ID::::
IsRequiredServerBound = false
[End]
[Attribute]
Name = Invoice_To_Org_ID
Type = Integer
Cardinality = 1
MaxLength = 1
IsKey = false
IsForeignKey = false
IsRequired = false
AppSpecificInfo = CN=Invoice_To_Org_ID::::
IsRequiredServerBound = false
[End]
[Attribute]
Name = Sold_To_Contact_ID
Type = Integer
Cardinality = 1
MaxLength = 1
IsKey = false
IsForeignKey = false
IsRequired = false
AppSpecificInfo = CN=Sold_To_Contact_ID::::
IsRequiredServerBound = false
[End]
[Attribute]
Name = Ship_To_Contact_ID
Type = Integer
Cardinality = 1
MaxLength = 1
IsKey = false
IsForeignKey = false
IsRequired = false
AppSpecificInfo = CN=Ship_To_Contact_ID::::
IsRequiredServerBound = false
[End]
[Attribute]
Name = Creation_Date
Type = Date
Cardinality = 1

```

```

MaxLength = 1
IsKey = false
IsForeignKey = false
IsRequired = false
AppSpecificInfo = CN=Creation_Date:::
IsRequiredServerBound = false
[End]
[Attribute]
Name = Created_By
Type = Integer
Cardinality = 1
MaxLength = 1
IsKey = false
IsForeignKey = false
IsRequired = false
AppSpecificInfo = CN=Created_By:::
IsRequiredServerBound = false
[End]
[Attribute]
Name = Last_Update_Login
Type = Integer
Cardinality = 1
MaxLength = 1
IsKey = false
IsForeignKey = false
IsRequired = false
AppSpecificInfo = CN=Last_Update_Login:::
IsRequiredServerBound = false
[End]
[Attribute]
Name = Last_Update_Date
Type = Date
Cardinality = 1
MaxLength = 1
IsKey = false
IsForeignKey = false
IsRequired = false
AppSpecificInfo = CN=Last_Update_Date:::
IsRequiredServerBound = false
[End]
[Attribute]
Name = Last_Updated_By
Type = Integer
Cardinality = 1
MaxLength = 1
IsKey = false
IsForeignKey = false
IsRequired = false
AppSpecificInfo = CN=Last_Updated_By:::
IsRequiredServerBound = false
[End]
[Attribute]
Name = Context
Type = String
Cardinality = 1
MaxLength = 30
IsKey = false
IsForeignKey = false
IsRequired = false
AppSpecificInfo = CN=Context:::
IsRequiredServerBound = false
[End]
[Attribute]
Name = Attribute1
Type = String
Cardinality = 1
MaxLength = 240
IsKey = false
IsForeignKey = false
IsRequired = false
AppSpecificInfo = CN=Attribute1:::
IsRequiredServerBound = false
[End]
[Attribute]
Name = Attribute2
Type = String
Cardinality = 1
MaxLength = 240
IsKey = false
IsForeignKey = false
IsRequired = false
AppSpecificInfo = CN=Attribute2:::
IsRequiredServerBound = false
[End]
[Attribute]
Name = Attribute3
Type = String
Cardinality = 1

```

```

MaxLength = 240
IsKey = false
IsForeignKey = false
IsRequired = false
AppSpecificInfo = CN=Attribute3:::
IsRequiredServerBound = false
[End]
[Attribute]
Name = Attribute4
Type = String
Cardinality = 1
MaxLength = 240
IsKey = false
IsForeignKey = false
IsRequired = false
AppSpecificInfo = CN=Attribute4:::
IsRequiredServerBound = false
[End]
[Attribute]
Name = Attribute5
Type = String
Cardinality = 1
MaxLength = 240
IsKey = false
IsForeignKey = false
IsRequired = false
AppSpecificInfo = CN=Attribute5:::
IsRequiredServerBound = false
[End]
[Attribute]
Name = source_Document_Type
Type = String
Cardinality = 1
MaxLength = 240
IsKey = false
IsForeignKey = false
IsRequired = false
AppSpecificInfo = CN=source_Document_Type:::
IsRequiredServerBound = false
[End]
[Attribute]
Name = Freight_Carrier_Code
Type = String
Cardinality = 1
MaxLength = 30
IsKey = false
IsForeignKey = false
IsRequired = false
AppSpecificInfo = CN=Freight_Carrier_Code:::
IsRequiredServerBound = false
[End]
[Attribute]
Name = Customer_Number
Type = String
Cardinality = 1
MaxLength = 30
IsKey = false
IsForeignKey = false
IsRequired = false
AppSpecificInfo = CN=Customer_Number:::
IsRequiredServerBound = false
[End]
[Attribute]
Name = Order_Source
Type = String
Cardinality = 1
MaxLength = 240
IsKey = false
IsForeignKey = false
IsRequired = false
AppSpecificInfo = CN=Order_Source:::
IsRequiredServerBound = false
[End]
[Attribute]
Name = Order_Type
Type = String
Cardinality = 1
MaxLength = 40
IsKey = false
IsForeignKey = false
IsRequired = false
AppSpecificInfo = CN=Order_Type:::
IsRequiredServerBound = false
[End]
[Attribute]
Name = Agreement
Type = String
Cardinality = 1

```

```

MaxLength = 240
IsKey = false
IsForeignKey = false
IsRequired = false
AppSpecificInfo = CN=Agreement:::
IsRequiredServerBound = false
[End]
[Attribute]
Name = Price_List
Type = String
Cardinality = 1
MaxLength = 240
IsKey = false
IsForeignKey = false
IsRequired = false
AppSpecificInfo = CN=Price_List:::
IsRequiredServerBound = false
[End]
[Attribute]
Name = Converion_Type
Type = String
Cardinality = 1
MaxLength = 30
IsKey = false
IsForeignKey = false
IsRequired = false
AppSpecificInfo = CN=Converion_Type:::
IsRequiredServerBound = false
[End]
[Attribute]
Name = Accoutning_Rule
Type = String
Cardinality = 1
MaxLength = 30
IsKey = false
IsForeignKey = false
IsRequired = false
AppSpecificInfo = CN=Accoutning_Rule:::
IsRequiredServerBound = false
[End]
[Attribute]
Name = Invoicing_Rule
Type = String
Cardinality = 1
MaxLength = 30
IsKey = false
IsForeignKey = false
IsRequired = false
AppSpecificInfo = CN=Invoicing_Rule :::
IsRequiredServerBound = false
[End]
[Attribute]
Name = Terms
Type = String
Cardinality = 1
MaxLength = 15
IsKey = false
IsForeignKey = false
IsRequired = false
AppSpecificInfo = CN=Terms:::
IsRequiredServerBound = false
[End]
[Attribute]
Name = Sold_To
Type = String
Cardinality = 1
MaxLength = 255
IsKey = false
IsForeignKey = false
IsRequired = false
AppSpecificInfo = CN=Sold_To:::
IsRequiredServerBound = false
[End]
[Attribute]
Name = Sold_From
Type = String
Cardinality = 1
MaxLength = 3
IsKey = false
IsForeignKey = false
IsRequired = false
AppSpecificInfo = CN=Sold_From:::
IsRequiredServerBound = false
[End]
[Attribute]
Name = Ship_From_Location
Type = String
Cardinality = 1

```



```

MaxLength = 240
IsKey = false
IsForeignKey = false
IsRequired = false
AppSpecificInfo = CN=Ship_From_Location:::
IsRequiredServerBound = false
[End]
[Attribute]
Name = Ship_From_Address1
Type = String
Cardinality = 1
MaxLength = 240
IsKey = false
IsForeignKey = false
IsRequired = false
AppSpecificInfo = CN=Ship_From_Address1:::
IsRequiredServerBound = false
[End]
[Attribute]
Name = Ship_From_Address2
Type = String
Cardinality = 1
MaxLength = 240
IsKey = false
IsForeignKey = false
IsRequired = false
AppSpecificInfo = CN=Ship_From_Address2:::
IsRequiredServerBound = false
[End]
[Attribute]
Name = Ship_From_Address3
Type = String
Cardinality = 1
MaxLength = 240
IsKey = false
IsForeignKey = false
IsRequired = false
AppSpecificInfo = CN=Ship_From_Address3:::
IsRequiredServerBound = false
[End]
[Attribute]
Name = Ship_To_Location
Type = String
Cardinality = 1
MaxLength = 40
IsKey = false
IsForeignKey = false
IsRequired = false
AppSpecificInfo = CN=Ship_To_Location:::
IsRequiredServerBound = false
[End]
[Attribute]
Name = Ship_To_Address1
Type = String
Cardinality = 1
MaxLength = 240
IsKey = false
IsForeignKey = false
IsRequired = false
AppSpecificInfo = CN=Ship_To_Address1:::
IsRequiredServerBound = false
[End]
[Attribute]
Name = Ship_To_Address2
Type = String
Cardinality = 1
MaxLength = 240
IsKey = false
IsForeignKey = false
IsRequired = false
AppSpecificInfo = CN=Ship_To_Address2:::
IsRequiredServerBound = false
[End]
[Attribute]
Name = Ship_To_Address3
Type = String
Cardinality = 1
MaxLength = 240
IsKey = false
IsForeignKey = false
IsRequired = false
AppSpecificInfo = CN=Ship_To_Address3:::
IsRequiredServerBound = false
[End]
[Attribute]
Name = Invoice_To
Type = String
Cardinality = 1

```

```

MaxLength = 40
IsKey = false
IsForeignKey = false
IsRequired = false
AppSpecificInfo = CN=Invoice_To:::
IsRequiredServerBound = false
[End]
[Attribute]
Name = Invoice_To_Location
Type = String
Cardinality = 1
MaxLength = 40
IsKey = false
IsForeignKey = false
IsRequired = false
AppSpecificInfo = CN=Invoice_To_Location:::
IsRequiredServerBound = false
[End]
[Attribute]
Name = Invoice_To_Address1
Type = String
Cardinality = 1
MaxLength = 240
IsKey = false
IsForeignKey = false
IsRequired = false
AppSpecificInfo = CN=Invoice_To_Address1:::
IsRequiredServerBound = false
[End]
[Attribute]
Name = Invoice_To_Address2
Type = String
Cardinality = 1
MaxLength = 240
IsKey = false
IsForeignKey = false
IsRequired = false
AppSpecificInfo = CN=Invoice_To_Address2:::
IsRequiredServerBound = false
[End]
[Attribute]
Name = Invoice_To_Address3
Type = String
Cardinality = 1
MaxLength = 240
IsKey = false
IsForeignKey = false
IsRequired = false
AppSpecificInfo = CN=Invoice_To_Address3:::
IsRequiredServerBound = false
[End]
[Attribute]
Name = Sold_To_Contact
Type = String
Cardinality = 1
MaxLength = 333
IsKey = false
IsForeignKey = false
IsRequired = false
AppSpecificInfo = CN=Sold_To_Contact:::
IsRequiredServerBound = false
[End]
[Attribute]
Name = Ship_To_Contact
Type = String
Cardinality = 1
MaxLength = 333
IsKey = false
IsForeignKey = false
IsRequired = false
AppSpecificInfo = CN=Ship_To_Contact:::
IsRequiredServerBound = false
[End]
[Attribute]
Name = Salesrep_ID
Type = Integer
Cardinality = 1
MaxLength = 1
IsKey = false
IsForeignKey = false
IsRequired = false
AppSpecificInfo = CN=Salesrep_ID:::
IsRequiredServerBound = false
[End]
[Attribute]
Name = Order_Date_Type_Code
Type = String
Cardinality = 1

```

```

MaxLength = 30
IsKey = false
IsForeignKey = false
IsRequired = false
AppSpecificInfo = CN=Order_Date_Type_Code:::
IsRequiredServerBound = false
[End]
[Attribute]
Name = Payment_Type_Code
Type = String
Cardinality = 1
MaxLength = 30
IsKey = false
IsForeignKey = false
IsRequired = false
AppSpecificInfo = CN=Payment_Type_Code:::
IsRequiredServerBound = false
[End]
[Attribute]
Name = Payment_Amount
Type = Integer
Cardinality = 1
MaxLength = 1
IsKey = false
IsForeignKey = false
IsRequired = false
AppSpecificInfo = CN=Payment_Amount:::
IsRequiredServerBound = false
[End]
[Attribute]
Name = Check_Number
Type = String
Cardinality = 1
MaxLength = 50
IsKey = false
IsForeignKey = false
IsRequired = false
AppSpecificInfo = CN=Check_Number:::
IsRequiredServerBound = false
[End]
[Attribute]
Name = Credit_card_Code
Type = String
Cardinality = 1
MaxLength = 80
IsKey = false
IsForeignKey = false
IsRequired = false
AppSpecificInfo = CN=Credit_card_Code:::
IsRequiredServerBound = false
[End]
[Attribute]
Name = CreditCard_Holder_Name
Type = String
Cardinality = 1
MaxLength = 80
IsKey = false
IsForeignKey = false
IsRequired = false
AppSpecificInfo = CN=CreditCard_Holder_Name:::
IsRequiredServerBound = false
[End]
[Attribute]
Name = Credit_Card_Number
Type = String
Cardinality = 1
MaxLength = 80
IsKey = false
IsForeignKey = false
IsRequired = false
AppSpecificInfo = CN=Credit_Card_Number:::
IsRequiredServerBound = false
[End]
[Attribute]
Name = Booked_Date
Type = Date
Cardinality = 1
MaxLength = 1
IsKey = false
IsForeignKey = false
IsRequired = false
AppSpecificInfo = CN=Booked_Date:::
IsRequiredServerBound = false
[End]
[Attribute]
Name = Shipping_Instructions
Type = String
Cardinality = 1

```

```

MaxLength = 2000
IsKey = false
IsForeignKey = false
IsRequired = false
AppSpecificInfo = CN=Shipping_Instructions:::
IsRequiredServerBound = false
[End]
[Attribute]
Name = Packing_Instructions
Type = String
Cardinality = 1
MaxLength = 2000
IsKey = false
IsForeignKey = false
IsRequired = false
AppSpecificInfo = CN=Packing_Instructions:::
IsRequiredServerBound = false
[End]
[Attribute]
Name = Order_Category_Code
Type = String
Cardinality = 1
MaxLength = 30
IsKey = false
IsForeignKey = false
IsRequired = false
AppSpecificInfo = CN=Order_Category_Code:::
IsRequiredServerBound = false
[End]
[Attribute]
Name = Sales_Channel_Code
Type = String
Cardinality = 1
MaxLength = 30
IsKey = false
IsForeignKey = false
IsRequired = false
AppSpecificInfo = CN=Sales_Channel_Code:::
IsRequiredServerBound = false
[End]
[Attribute]
Name = ORACLEAPPS_Order_Line_BO
Type = ORACLEAPPS_Order_Line_BO
ContainedObjectVersion = 1.0.0
Relationship = Containment
Cardinality = n
MaxLength = 1
IsKey = false
IsForeignKey = false
IsRequired = false
IsRequiredServerBound = false
[End]
[Attribute]
Name = ORACLEAPPS_Order_PriceAdj_BO
Type = ORACLEAPPS_Order_PriceAdj_BO
ContainedObjectVersion = 1.0.0
Relationship = Containment
Cardinality = n
MaxLength = 1
IsKey = false
IsForeignKey = false
IsRequired = false
IsRequiredServerBound = false
[End]
[Attribute]
Name = ORACLEAPPS_Order_PriceAtts_BO
Type = ORACLEAPPS_Order_PriceAtts_BO
ContainedObjectVersion = 1.0.0
Relationship = Containment
Cardinality = n
MaxLength = 1
IsKey = false
IsForeignKey = false
IsRequired = false
IsRequiredServerBound = false
[End]
[Attribute]
Name = ORACLEAPPS_Order_SalesCredit_BO
Type = ORACLEAPPS_Order_SalesCredit_BO
ContainedObjectVersion = 1.0.0
Relationship = Containment
Cardinality = n
MaxLength = 1
IsKey = false
IsForeignKey = false
IsRequired = false
IsRequiredServerBound = false
[End]

```

```

[Attribute]
Name = ObjectEventId
Type = String
MaxLength = 255
IsKey = false
IsForeignKey = false
IsRequired = false
IsRequiredServerBound = false
[End]

[Verb]
Name = Create
[End]

[Verb]
Name = Delete
[End]

[Verb]
Name = Retrieve
[End]

[Verb]
Name = Update
[End]
[End]

```

CW_CUSTOMER_INTERFACE

Procedure to call an Oracle Application Submit_Request from a Oracle_Customer Business Object:

This procedure creates a concurrent request and imports customer information from the interface table. Oracle Application Log and Out files are in their respective directories. The user can view the Log and Out files with the View Request (log/out) option.

```

Create Or Replace Procedure Cw_Customer_Interface(pUserid Number, pResId Number,
pApplication_id Number) Is
v_reqid number;
v_retval boolean;
begin
v_retval:=FND_REQUEST.SET_MODE(DB_TRIGGER => TRUE);
v_retval:=FND_REQUEST.SET_OPTIONS(IMPLICIT => 'ERROR');

fnd_global.APPS_INITIALIZE(pUserid, pResId, pApplication_id);
v_reqid := Fnd_Request.Submit_request('AR', 'RACUST', '', sysdate, FALSE) ;
if v_reqid=0 then
raise_application_error(-20160, FND_MESSAGE.GET);
end if;
end;

```

CW_ITEM_INTERFACE

Procedure to call an Oracle Application Submit_Request from a Oracle_Customer Business Object:

This procedure creates a concurrent request and imports customer information from the interface table. Oracle Application Log and Out files are in their respective directories. The user can view the Log and Out files with the View Request (log/out) option.

```

Create Or Replace Procedure Cw_Item_Interface(pUserid Number, pResId Number,
pApplication_id Number, pOrgId Number, pAllOrg Number, pCreateUpdate Varchar2, pProcess_Id Number) Is
v_reqid number;
v_retval boolean;
v_Create_Update number;
begin
v_retval:=FND_REQUEST.SET_MODE(DB_TRIGGER => TRUE);
v_retval:=FND_REQUEST.SET_OPTIONS(IMPLICIT => 'ERROR');

fnd_global.APPS_INITIALIZE(pUserid, pResId, pApplication_id);

--      Input Parameters
--
--      - Organization_ID
--      - All Organization (Yes/No)

```

```

--      - Validate Items (Yes/No)
--      - Process Items (Yes/No)
--      - Delete Processed rows (Yes/No)
--      - Process Set
--      - CREATE/UPDATE Record (1/2)
    If pCreateUpdate = 'CREATE' Then
        v_Create_Update := 1;
    End If;

    If pCreateUpdate = 'UPDATE' Then
        v_Create_Update := 2;
    End If;

    v_reqid := Fnd_Request.Submit_request('INV', 'INCOIN', '', sysdate, FALSE, pOrgId,
pAllOrg, 1, 1, 1, pProcess_Id, v_Create_Update);
    if v_reqid=0 then
        raise_application_error(-20170, FND_MESSAGE.GET);
    end if;
end;
/
show errors;

```

CW_PUBLIC_API_PROCESS_ORDER

The procedure CW_PUBLIC_API_PROCESS_ORDER calls the procedure DELETE_PROCESSED_RECORD:

Create Or Replace Procedure Cw_Public_API_Process_Order (pOrder_Number Number)
IS

```

p_api_version_number          NUMBER;
p_init_msg_list                VARCHAR2(1000);
l_init_msg_list                VARCHAR2(1000);
p_return_values                VARCHAR2(1000);
l_return_values                VARCHAR2(1000);
p_action_commit                VARCHAR2(1000);
l_action_commit                VARCHAR2(1000);
l_return_status                VARCHAR2(1000);
l_msg_count                    NUMBER;
l_msg_data                     VARCHAR2(1000);
l_header_rec                   OE_ORDER_PUB.Header_Rec_Type;
l_old_header_rec               OE_ORDER_PUB.Header_Rec_Type;
l_header_val_rec               OE_ORDER_PUB.Header_Val_Rec_Type;
l_old_header_val_rec           OE_ORDER_PUB.Header_Val_Rec_Type;
l_Header_Adj_tbl               OE_ORDER_PUB.Header_Adj_Tbl_Type;
l_old_Header_Adj_tbl           OE_ORDER_PUB.Header_Adj_Tbl_Type;
l_Header_Adj_val_tbl           OE_ORDER_PUB.Header_Adj_Val_Tbl_Type;
l_old_Header_Adj_val_tbl       OE_ORDER_PUB.Header_Adj_Val_Tbl_Type;
l_Header_price_Att_tbl         OE_ORDER_PUB.Header_Price_Att_Tbl_Type;
l_old_Header_Price_Att_tbl     OE_ORDER_PUB.Header_Price_Att_Tbl_Type;
l_Header_Adj_Att_tbl           OE_ORDER_PUB.Header_Adj_Att_Tbl_Type;
l_old_Header_Adj_Att_tbl       OE_ORDER_PUB.Header_Adj_Att_Tbl_Type;
l_Header_Adj_Assoc_tbl         OE_ORDER_PUB.Header_Adj_Assoc_Tbl_Type;
l_old_Header_Adj_Assoc_tbl     OE_ORDER_PUB.Header_Adj_Assoc_Tbl_Type;
l_Header_Scredit_tbl           OE_ORDER_PUB.Header_Scredit_Tbl_Type;
l_old_Header_Scredit_tbl       OE_ORDER_PUB.Header_Scredit_Tbl_Type;
l_Header_Scredit_val_tbl       OE_ORDER_PUB.Header_Scredit_Val_Tbl_Type;
l_old_Header_Scredit_val_tbl   OE_ORDER_PUB.Header_Scredit_Val_Tbl_Type;
l_line_tbl                     OE_ORDER_PUB.Line_Tbl_Type;
l_old_line_tbl                 OE_ORDER_PUB.Line_Tbl_Type;
l_line_val_tbl                 OE_ORDER_PUB.Line_Val_Tbl_Type;
l_old_line_val_tbl             OE_ORDER_PUB.Line_Val_Tbl_Type;
l_Line_Adj_tbl                 OE_ORDER_PUB.Line_Adj_Tbl_Type;
l_old_Line_Adj_tbl             OE_ORDER_PUB.Line_Adj_Tbl_Type;
l_Line_Adj_val_tbl             OE_ORDER_PUB.Line_Adj_Val_Tbl_Type;
l_old_Line_Adj_val_tbl         OE_ORDER_PUB.Line_Adj_Val_Tbl_Type;
l_Line_price_Att_tbl           OE_ORDER_PUB.Line_Price_Att_Tbl_Type;
l_old_Line_Price_Att_tbl       OE_ORDER_PUB.Line_Price_Att_Tbl_Type;
l_Line_Adj_Att_tbl             OE_ORDER_PUB.Line_Adj_Att_Tbl_Type;
l_old_Line_Adj_Att_tbl         OE_ORDER_PUB.Line_Adj_Att_Tbl_Type;
l_Line_Adj_Assoc_tbl           OE_ORDER_PUB.Line_Adj_Assoc_Tbl_Type;
l_old_Line_Adj_Assoc_tbl       OE_ORDER_PUB.Line_Adj_Assoc_Tbl_Type;
l_Line_Scredit_tbl             OE_ORDER_PUB.Line_Scredit_Tbl_Type;

```

```

l_old_Line_Scredit_tbl      OE_ORDER_PUB.Line_Scredit_Tbl_Type;
l_Line_Scredit_val_tbl      OE_ORDER_PUB.Line_Scredit_Val_Tbl_Type;
l_old_Line_Scredit_val_tbl  OE_ORDER_PUB.Line_Scredit_Val_Tbl_Type;
l_Lot_Serial_tbl           OE_ORDER_PUB.Lot_Serial_Tbl_Type;
l_old_Lot_Serial_tbl       OE_ORDER_PUB.Lot_Serial_Tbl_Type;
l_Lot_Serial_val_tbl       OE_ORDER_PUB.Lot_Serial_Val_Tbl_Type;
l_old_Lot_Serial_val_tbl   OE_ORDER_PUB.Lot_Serial_Val_Tbl_Type;
l_action_request_tbl       OE_ORDER_PUB.Request_Tbl_Type;

x_return_status            VARCHAR2(1000);
x_msg_count                NUMBER;
x_msg_data                 VARCHAR2(1000);
x_header_rec               OE_ORDER_PUB.Header_Rec_Type;
x_header_val_rec           OE_ORDER_PUB.Header_Val_Rec_Type;
x_Header_Adj_tbl           OE_ORDER_PUB.Header_Adj_Tbl_Type;
x_Header_Adj_val_tbl       OE_ORDER_PUB.Header_Adj_Val_Tbl_Type;
x_Header_price_Att_tbl     OE_ORDER_PUB.Header_Price_Att_Tbl_Type;
x_Header_Adj_Assoc_tbl     OE_ORDER_PUB.Header_Adj_Assoc_Tbl_Type;
x_Header_Scredit_tbl       OE_ORDER_PUB.Header_Scredit_Tbl_Type;
x_Header_Scredit_val_tbl   OE_ORDER_PUB.Header_Scredit_Val_Tbl_Type;
x_line_tbl                 OE_ORDER_PUB.Line_Tbl_Type;
x_line_val_tbl             OE_ORDER_PUB.Line_Val_Tbl_Type;
x_Line_Adj_tbl             OE_ORDER_PUB.Line_Adj_Tbl_Type;
x_Line_Adj_val_tbl        OE_ORDER_PUB.Line_Adj_Val_Tbl_Type;
x_Line_price_Att_tbl       OE_ORDER_PUB.Line_Price_Att_Tbl_Type;
x_Line_Adj_Att_tbl        OE_ORDER_PUB.Line_Adj_Att_Tbl_Type;
x_Line_Adj_Assoc_tbl      OE_ORDER_PUB.Line_Adj_Assoc_Tbl_Type;
x_Line_Scredit_tbl        OE_ORDER_PUB.Line_Scredit_Tbl_Type;
x_Line_Scredit_val_tbl    OE_ORDER_PUB.Line_Scredit_Val_Tbl_Type;
x_Lot_Serial_tbl          OE_ORDER_PUB.Lot_Serial_Tbl_Type;
x_Lot_Serial_val_tbl      OE_ORDER_PUB.Lot_Serial_Val_Tbl_Type;
x_action_request_tbl       OE_ORDER_PUB.Request_Tbl_Type;

```

```

-- Sales Credit and Price Adjustments can be for Header as Well as Lines,
-- When Line_Id is specified along with Header_Id
-- the Record is For LINES other wise for HEADER.

```

```

--
-- User_ID Is required for giving call to Fnd_Global.apps_Initialize
-- But CW User for each customer can have different UserID
-- So Instead of Defining UserID,
-- Define UserName Varchar2(30)
-- and a Select statement such as Select User_Id Into pUserId From Fnd_User Where
-- Upper(UserName) = User_Name
-- Define pUserId aLocal Variable of Type Number and Use it
-- In Fnd_Global.apps_Initialize Call.
--

```

```

Cursor    w_Oe_Order_Headers_All Is
Select    *
From      OE_HEADERS_IFACE_ALL
Where     Orig_Sys_Document_Ref=pOrder_Number;

```

```

Cursor    w_Oe_Price_Adjustments Is
Select    *
From      OE_PRICE_ADJS_IFACE_ALL
Where     Orig_Sys_Document_Ref=pOrder_Number;

```

```

Cursor    w_Oe_Sales_Credits Is
Select    *
From      OE_CREDITS_IFACE_ALL
Where     Orig_Sys_Document_Ref=pOrder_Number;

```

```

Cursor    w_Oe_Order_Lines_All Is
Select    *

```

```

From      OE_LINES_IFACE_ALL
Where     Orig_Sys_Document_Ref=pOrder_Number;

Cursor    w_Oe_Lot_Serial_Numbers Is
Select    *
From      OE_LOTSERIALS_IFACE_ALL
Where     Orig_Sys_Document_Ref=pOrder_Number;

Cursor    w_Oe_Price_Adj_Attribs Is
Select    *
From      OE_PRICE_ATTS_IFACE_ALL
Where     Orig_Sys_Document_Ref=pOrder_Number;

Cw_Oe_Order_Headers_All_Rec      w_Oe_Order_Headers_All%ROWTYPE;
Cw_Oe_Price_Adjustments_Rec      w_Oe_Price_Adjustments%ROWTYPE;
Cw_Oe_Sales_Credits_Rec          w_Oe_Sales_Credits%ROWTYPE;
Cw_Oe_Order_Lines_All_Rec        w_Oe_Order_Lines_All%ROWTYPE;
Cw_Oe_Lot_Serial_Numbers_Rec     w_Oe_Lot_Serial_Numbers%ROWTYPE;
Cw_Oe_Price_Adj_Attribs_Rec      w_Oe_Price_Adj_Attribs%ROWTYPE;

i      Number;

BEGIN

If w_Oe_Order_Headers_All%ISOPEN Then
  CLOSE w_Oe_Order_Headers_All;
  End If;
OPEN w_Oe_Order_Headers_All;
LOOP
  FETCH w_Oe_Order_Headers_All      INTO      Cw_Oe_Order_Headers_All_Rec;
  EXIT WHEN w_Oe_Order_Headers_All%NOTFOUND;

  l_header_rec := OE_ORDER_PUB.G_MISS_HEADER_REC;

  If Cw_Oe_Order_Headers_All_Rec.Accounting_Rule_Id Is Not Null Then
    l_header_rec.ACCOUNTING_RULE_ID
      := Cw_Oe_Order_Headers_All_Rec.Accounting_Rule_Id;
  End If;
  If Cw_Oe_Order_Headers_All_Rec.Agreement_Id Is Not Null Then
    l_header_rec.AGREEMENT_ID
      := Cw_Oe_Order_Headers_All_Rec.Agreement_Id;
  End If;
  If Cw_Oe_Order_Headers_All_Rec.CONTEXT Is Not Null Then
    l_header_rec.CONTEXT := Cw_Oe_Order_Headers_All_Rec.CONTEXT;
  End If;
  If Cw_Oe_Order_Headers_All_Rec.ATTRIBUTE1 Is Not Null Then
    l_header_rec.ATTRIBUTE1 := Cw_Oe_Order_Headers_All_Rec.ATTRIBUTE1;
  End If;
  If Cw_Oe_Order_Headers_All_Rec.ATTRIBUTE2 Is Not Null Then
    l_header_rec.ATTRIBUTE2 := Cw_Oe_Order_Headers_All_Rec.ATTRIBUTE2;
  End If;
  If Cw_Oe_Order_Headers_All_Rec.ATTRIBUTE3 Is Not Null Then
    l_header_rec.ATTRIBUTE3 := Cw_Oe_Order_Headers_All_Rec.ATTRIBUTE3;
  End If;
  If Cw_Oe_Order_Headers_All_Rec.ATTRIBUTE4 Is Not Null Then
    l_header_rec.ATTRIBUTE4 := Cw_Oe_Order_Headers_All_Rec.ATTRIBUTE4;
  End If;
  If Cw_Oe_Order_Headers_All_Rec.ATTRIBUTE5 Is Not Null Then
    l_header_rec.ATTRIBUTE5:= Cw_Oe_Order_Headers_All_Rec.ATTRIBUTE5;
  End If;
  If Cw_Oe_Order_Headers_All_Rec.CANCELLED_FLAG Is Not Null Then
    l_header_rec.CANCELLED_FLAG
      := Cw_Oe_Order_Headers_All_Rec.CANCELLED_FLAG;
  End If;
  If Cw_Oe_Order_Headers_All_Rec.Conversion_Rate Is Not Null Then
    l_header_rec.CONVERSION_RATE
      := Cw_Oe_Order_Headers_All_Rec.Conversion_Rate;

```



```

End If;
If Cw_Oe_Order_Headers_All_Rec.Conversion_Type_Code Is Not Null Then
    l_header_rec.CONVERSION_TYPE_CODE
        := Cw_Oe_Order_Headers_All_Rec.Conversion_Type_Code;
End If;
If Cw_Oe_Order_Headers_All_Rec.Conversion_Rate_Date Is Not Null Then
    l_header_rec.CONVERSION_RATE_DATE
        := Cw_Oe_Order_Headers_All_Rec.Conversion_Rate_Date;
End If;
If Cw_Oe_Order_Headers_All_Rec.CREATION_DATE Is Not Null Then
    l_header_rec.CREATION_DATE
        := Cw_Oe_Order_Headers_All_Rec.CREATION_DATE;
End If;
If Cw_Oe_Order_Headers_All_Rec.CREATED_BY Is Not Null Then
    l_header_rec.CREATED_BY := Cw_Oe_Order_Headers_All_Rec.CREATED_BY;
End If;
If Cw_Oe_Order_Headers_All_Rec.Customer_Po_Number Is Not Null Then
    l_header_rec.CUST_PO_NUMBER
        := Cw_Oe_Order_Headers_All_Rec.Customer_Po_Number;
End If;
If Cw_Oe_Order_Headers_All_Rec.DELIVER_TO_CONTACT_ID Is Not Null Then
    l_header_rec.DELIVER_TO_CONTACT_ID
        := Cw_Oe_Order_Headers_All_Rec.DELIVER_TO_CONTACT_ID;
End If;
If Cw_Oe_Order_Headers_All_Rec.Deliver_To_Org_Id Is Not Null Then
    l_header_rec.DELIVER_TO_ORG_ID
        := Cw_Oe_Order_Headers_All_Rec.Deliver_To_Org_Id;
End If;
If Cw_Oe_Order_Headers_All_Rec.Demand_Class_Code Is Not Null Then
    l_header_rec.DEMAND_CLASS_CODE
        := Cw_Oe_Order_Headers_All_Rec.Demand_Class_Code;
End If;
If Cw_Oe_Order_Headers_All_Rec.earliest_SCHEDULE_LIMIT Is Not Null Then
    l_header_rec.earliest_SCHEDULE_LIMIT
        := Cw_Oe_Order_Headers_All_Rec.earliest_SCHEDULE_LIMIT;
End If;
If Cw_Oe_Order_Headers_All_Rec.Fob_Point_Code Is Not Null Then
    l_header_rec.FOB_POINT_CODE
        := Cw_Oe_Order_Headers_All_Rec.Fob_Point_Code;
End If;
If Cw_Oe_Order_Headers_All_Rec.Freight_Terms_Code Is Not Null Then
    l_header_rec.FREIGHT_TERMS_CODE
        := Cw_Oe_Order_Headers_All_Rec.Freight_Terms_Code;
End If;
If Cw_Oe_Order_Headers_All_Rec.Header_Id Is Not Null Then
    l_header_rec.Header_ID := Cw_Oe_Order_Headers_All_Rec.Header_Id;
End If;
If Cw_Oe_Order_Headers_All_Rec.Invoice_To_Contact_Id Is Not Null Then
    l_header_rec.INVOICE_TO_CONTACT_ID
        := Cw_Oe_Order_Headers_All_Rec.Invoice_To_Contact_Id;
End If;
If Cw_Oe_Order_Headers_All_Rec.Invoice_To_Org_Id Is Not Null Then
    l_header_rec.INVOICE_TO_ORG_ID
        := Cw_Oe_Order_Headers_All_Rec.Invoice_To_Org_Id;
End If;
If Cw_Oe_Order_Headers_All_Rec.Invoicing_Rule_Id Is Not Null Then
    l_header_rec.INVOICING_RULE_ID
        := Cw_Oe_Order_Headers_All_Rec.Invoicing_Rule_Id;
End If;
If Cw_Oe_Order_Headers_All_Rec.LAST_UPDATE_DATE Is Not Null Then
    l_header_rec.LAST_UPDATE_DATE
        := Cw_Oe_Order_Headers_All_Rec.LAST_UPDATE_DATE;
End If;
If Cw_Oe_Order_Headers_All_Rec.LAST_UPDATED_BY Is Not Null Then
    l_header_rec.LAST_UPDATED_BY
        := Cw_Oe_Order_Headers_All_Rec.LAST_UPDATED_BY;
End If;

```

```

If Cw_Oe_Order_Headers_All_Rec.LAST_UPDATE_LOGIN Is Not Null Then
    l_header_rec.LAST_UPDATE_LOGIN
        := Cw_Oe_Order_Headers_All_Rec.LAST_UPDATE_LOGIN;
End If;
If Cw_Oe_Order_Headers_All_Rec.LATEST_SCHEDULE_LIMIT Is Not Null Then
    l_header_rec.LATEST_SCHEDULE_LIMIT
        := Cw_Oe_Order_Headers_All_Rec.LATEST_SCHEDULE_LIMIT;
End If;
If Cw_Oe_Order_Headers_All_Rec.Ordered_Date Is Not Null Then
    l_header_rec.ORDERED_DATE := Cw_Oe_Order_Headers_All_Rec.Ordered_Date;
End If;
If Cw_Oe_Order_Headers_All_Rec.ORDER_DATE_TYPE_CODE Is Not Null Then
    l_header_rec.ORDER_DATE_TYPE_CODE
        := Cw_Oe_Order_Headers_All_Rec.ORDER_DATE_TYPE_CODE;
End If;
If Cw_Oe_Order_Headers_All_Rec.Order_Number Is Not Null Then
    l_header_rec.ORDER_NUMBER := Cw_Oe_Order_Headers_All_Rec.Order_Number;
End If;
If Cw_Oe_Order_Headers_All_Rec.Order_Type_Id Is Not Null Then
    l_header_rec.ORDER_TYPE_ID := Cw_Oe_Order_Headers_All_Rec.Order_Type_Id;
End If;
If Cw_Oe_Order_Headers_All_Rec.Order_Source_Id Is Not Null Then
    l_header_rec.ORDER_SOURCE_ID := Cw_Oe_Order_Headers_All_Rec.Order_Source_Id;
End If;
If Cw_Oe_Order_Headers_All_Rec.Orig_Sys_Document_Ref Is Not Null Then
    l_header_rec.ORIG_SYS_DOCUMENT_REF
        := Cw_Oe_Order_Headers_All_Rec.Orig_Sys_Document_Ref;
End If;
If Cw_Oe_Order_Headers_All_Rec.Payment_Term_Id Is Not Null Then
    l_header_rec.PAYMENT_TERM_ID := Cw_Oe_Order_Headers_All_Rec.Payment_Term_Id;
End If;
If Cw_Oe_Order_Headers_All_Rec.Price_List_Id Is Not Null Then
    l_header_rec.PRICE_LIST_ID := Cw_Oe_Order_Headers_All_Rec.Price_List_Id;
End If;
If Cw_Oe_Order_Headers_All_Rec.Ordered_Date Is Not Null Then
    l_header_rec.PRICING_DATE := Cw_Oe_Order_Headers_All_Rec.Ordered_Date;
End If;
If Cw_Oe_Order_Headers_All_Rec.PROGRAM_APPLICATION_ID Is Not Null Then
    l_header_rec.PROGRAM_APPLICATION_ID
        := Cw_Oe_Order_Headers_All_Rec.PROGRAM_APPLICATION_ID;
End If;
If Cw_Oe_Order_Headers_All_Rec.PROGRAM_ID Is Not Null Then
    l_header_rec.PROGRAM_ID := Cw_Oe_Order_Headers_All_Rec.PROGRAM_ID;
End If;
If Cw_Oe_Order_Headers_All_Rec.PROGRAM_UPDATE_DATE Is Not Null Then
    l_header_rec.PROGRAM_UPDATE_DATE
        := Cw_Oe_Order_Headers_All_Rec.PROGRAM_UPDATE_DATE;
End If;
If Cw_Oe_Order_Headers_All_Rec.REQUEST_ID IS Not Null Then
    l_header_rec.REQUEST_ID := Cw_Oe_Order_Headers_All_Rec.REQUEST_ID;
End If;
If Cw_Oe_Order_Headers_All_Rec.REQUEST_DATE IS Not Null Then
    l_header_rec.REQUEST_DATE := Cw_Oe_Order_Headers_All_Rec.REQUEST_DATE;
End If;
If Cw_Oe_Order_Headers_All_Rec.SALESREP_ID Is Not Null Then
    l_header_rec.SALESREP_ID := Cw_Oe_Order_Headers_All_Rec.SALESREP_ID;
End If;
If Cw_Oe_Order_Headers_All_Rec.SALES_CHANNEL_CODE Is Not Null Then
    l_header_rec.SALES_CHANNEL_CODE
        := Cw_Oe_Order_Headers_All_Rec.SALES_CHANNEL_CODE;
End If;
If Cw_Oe_Order_Headers_All_Rec.Shipment_Priority_Code Is Not Null Then
    l_header_rec.SHIPMENT_PRIORITY_CODE
        := Cw_Oe_Order_Headers_All_Rec.Shipment_Priority_Code;
End If;
If Cw_Oe_Order_Headers_All_Rec.Shipping_Method_Code Is Not Null Then
    l_header_rec.SHIPPING_METHOD_CODE

```

```

:= Cw_Oe_Order_Headers_All_Rec.Shipping_Method_Code;
End If;
If Cw_Oe_Order_Headers_All_Rec.Sold_To_Org_Id Is Not Null Then
  l_header_rec.SOLD_TO_ORG_ID := Cw_Oe_Order_Headers_All_Rec.Sold_To_Org_Id;
End If;
If Cw_Oe_Order_Headers_All_Rec.Tax_Exempt_Flag Is Not Null Then
  l_header_rec.TAX_EXEMPT_FLAG
    := Cw_Oe_Order_Headers_All_Rec.Tax_Exempt_Flag;
End If;
If Cw_Oe_Order_Headers_All_Rec.Tax_Exempt_Number Is Not Null Then
  l_header_rec.TAX_EXEMPT_NUMBER
    := Cw_Oe_Order_Headers_All_Rec.Tax_Exempt_Number;
End If;
If Cw_Oe_Order_Headers_All_Rec.Tax_Exempt_Reason_Code Is Not Null Then
  l_header_rec.TAX_EXEMPT_REASON_CODE
    := Cw_Oe_Order_Headers_All_Rec.Tax_Exempt_Reason_Code;
End If;
If Cw_Oe_Order_Headers_All_Rec.Transaction_Curr_Code Is Not Null Then
  l_header_rec.TRANSACTIONAL_CURR_CODE
    := Cw_Oe_Order_Headers_All_Rec.Transaction_Curr_Code;
End If;
If Cw_Oe_Order_Headers_All_Rec.Operation_Code Is Not Null Then
  l_header_rec.Operation := Cw_Oe_Order_Headers_All_Rec.Operation_Code;
End If;
If Cw_Oe_Order_Headers_All_Rec.PAYMENT_TYPE_CODE Is Not Null Then
  l_header_rec.PAYMENT_TYPE_CODE
    := Cw_Oe_Order_Headers_All_Rec.PAYMENT_TYPE_CODE;
End If;
If Cw_Oe_Order_Headers_All_Rec.PAYMENT_AMOUNT Is Not Null Then
  l_header_rec.PAYMENT_AMOUNT
    := Cw_Oe_Order_Headers_All_Rec.PAYMENT_AMOUNT;
End If;
If Cw_Oe_Order_Headers_All_Rec.CHECK_NUMBER Is Not Null Then
  l_header_rec.CHECK_NUMBER := Cw_Oe_Order_Headers_All_Rec.CHECK_NUMBER;
End If;
If Cw_Oe_Order_Headers_All_Rec.CREDIT_CARD_CODE Is Not Null Then
  l_header_rec.CREDIT_CARD_CODE
    := Cw_Oe_Order_Headers_All_Rec.CREDIT_CARD_CODE;
End If;
If Cw_Oe_Order_Headers_All_Rec.CREDIT_CARD_HOLDER_NAME Is Not Null Then
  l_header_rec.CREDIT_CARD_HOLDER_NAME
    := Cw_Oe_Order_Headers_All_Rec.CREDIT_CARD_HOLDER_NAME;
End If;
If Cw_Oe_Order_Headers_All_Rec.CREDIT_CARD_NUMBER Is Not Null Then
  l_header_rec.CREDIT_CARD_NUMBER
    := Cw_Oe_Order_Headers_All_Rec.CREDIT_CARD_NUMBER;
End If;
If Cw_Oe_Order_Headers_All_Rec.CREDIT_CARD_EXPIRATION_DATE Is Not Null Then
  l_header_rec.CREDIT_CARD_EXPIRATION_DATE
    := Cw_Oe_Order_Headers_All_Rec.CREDIT_CARD_EXPIRATION_DATE;
End If;
If Cw_Oe_Order_Headers_All_Rec.CUSTOMER_PAYMENT_TERM_ID Is Not Null Then
  l_header_rec.CUSTOMER_PAYMENT_TERM_ID
    := Cw_Oe_Order_Headers_All_Rec.CUSTOMER_PAYMENT_TERM_ID;
End If;
If Cw_Oe_Order_Headers_All_Rec.SHIPPING_INSTRUCTIONS Is Not Null Then
  l_header_rec.SHIPPING_INSTRUCTIONS
    := Cw_Oe_Order_Headers_All_Rec.SHIPPING_INSTRUCTIONS;
End If;
If Cw_Oe_Order_Headers_All_Rec.PACKING_INSTRUCTIONS Is Not Null Then
  l_header_rec.PACKING_INSTRUCTIONS
    := Cw_Oe_Order_Headers_All_Rec.PACKING_INSTRUCTIONS;
End If;
If Cw_Oe_Order_Headers_All_Rec.Ship_Tolerance_above Is Not Null Then
  l_header_rec.SHIP_TOLERANCE_ABOVE
    := Cw_Oe_Order_Headers_All_Rec.Ship_Tolerance_above;
End If;

```

```

If Cw_Oe_Order_Headers_All_Rec.Ship_Tolerance_Below Is Not Null Then
    l_header_rec.SHIP_TOLERANCE_BELOW
        := Cw_Oe_Order_Headers_All_Rec.Ship_Tolerance_Below;
End If;
If Cw_Oe_Order_Headers_All_Rec.Tax_Point_Code Is Not Null Then
    l_header_rec.TAX_POINT_CODE
        := Cw_Oe_Order_Headers_All_Rec.Tax_Point_Code;
End If;
If Cw_Oe_Order_Headers_All_Rec.Sold_From_Org_Id Is Not Null Then
    l_header_rec.SOLD_FROM_ORG_ID
        := Cw_Oe_Order_Headers_All_Rec.Sold_From_Org_Id;
End If;
If Cw_Oe_Order_Headers_All_Rec.Ship_From_Org_Id Is Not Null Then
    l_header_rec.SHIP_FROM_ORG_ID
        := Cw_Oe_Order_Headers_All_Rec.Ship_From_Org_Id;
End If;
If Cw_Oe_Order_Headers_All_Rec.Ship_To_Org_Id Is Not Null Then
    l_header_rec.SHIP_TO_ORG_ID
        := Cw_Oe_Order_Headers_All_Rec.Ship_To_Org_Id;
End If;
If Cw_Oe_Order_Headers_All_Rec.Sold_To_Contact_Id Is Not Null Then
    l_header_rec.SOLD_TO_CONTACT_ID
        := Cw_Oe_Order_Headers_All_Rec.Sold_To_Contact_Id;
End If;
If Cw_Oe_Order_Headers_All_Rec.Ship_To_Contact_Id Is Not Null Then
    l_header_rec.SHIP_TO_CONTACT_ID
        := Cw_Oe_Order_Headers_All_Rec.Ship_To_Contact_Id;
End If;
If Cw_Oe_Order_Headers_All_Rec.RETURN_REASON_CODE Is Not Null Then
    l_header_rec.RETURN_REASON_CODE
        := Cw_Oe_Order_Headers_All_Rec.RETURN_REASON_CODE;
End If;

END Loop;
CLOSE w_Oe_Order_Headers_All;

--      Order Header Adjustment

If w_Oe_Price_Adjustments%ISOPEN Then
    CLOSE      w_Oe_Price_Adjustments;
End if;
OPEN      w_Oe_Price_Adjustments;
i := 1;
LOOP
    FETCH w_Oe_Price_Adjustments INTO Cw_Oe_Price_Adjustments_Rec;
    EXIT WHEN w_Oe_Price_Adjustments%NOTFOUND;
    If Cw_Oe_Price_Adjustments_Rec.Orig_Sys_Document_Ref Is NULL Then
        l_header_adj_tbl(i) := OE_ORDER_PUB.G_MISS_HEADER_ADJ_REC;

        If Cw_Oe_Price_Adjustments_Rec.Operation_Code = 'UPDATE' or
            Cw_Oe_Price_Adjustments_Rec.Operation_Code = 'DELETE' Then
            l_header_adj_tbl(i).Price_Adjustment_ID
                := Cw_Oe_Price_Adjustments_Rec.Orig_Sys_Discount_Ref;
        End If;

        If Cw_Oe_Price_Adjustments_Rec.PROGRAM_APPLICATION_ID Is Not Null Then
            l_header_adj_tbl(i).PROGRAM_APPLICATION_ID
                := Cw_Oe_Price_Adjustments_Rec.PROGRAM_APPLICATION_ID;
        End If;
        If Cw_Oe_Price_Adjustments_Rec.Program_Id Is Not Null Then
            l_header_adj_tbl(i).PROGRAM_ID
                := Cw_Oe_Price_Adjustments_Rec.Program_Id;
        End If;
        If Cw_Oe_Price_Adjustments_Rec.Program_Update_Date Is Not Null Then
            l_header_adj_tbl(i).PROGRAM_UPDATE_DATE
                := Cw_Oe_Price_Adjustments_Rec.Program_Update_Date;
        End If;
    End If;

```

```

If Cw_Oe_Price_Adjustments_Rec.Request_Id Is Not Null Then
    l_header_adj_tbl(i).REQUEST_ID
        := Cw_Oe_Price_Adjustments_Rec.Request_Id;
End If;
If Cw_Oe_Price_Adjustments_RecAutomatic_Flag Is Not Null Then
    l_header_adj_tbl(i).AUTOMATIC_FLAG
        := Cw_Oe_Price_Adjustments_RecAutomatic_Flag;
End If;
If Cw_Oe_Price_Adjustments_Rec.Percent Is Not Null Then
    l_header_adj_tbl(i).PERCENT
        := Cw_Oe_Price_Adjustments_Rec.Percent;
End If;
If Cw_Oe_Price_Adjustments_Rec.Context Is Not Null Then
    l_header_adj_tbl(i).CONTEXT
        := Cw_Oe_Price_Adjustments_Rec.Context;
End If;
If Cw_Oe_Price_Adjustments_Rec.Attribute1 Is Not Null Then
    l_header_adj_tbl(i).ATTRIBUTE1
        := Cw_Oe_Price_Adjustments_Rec.Attribute1;
End If;
If Cw_Oe_Price_Adjustments_Rec.Attribute2 Is Not Null Then
    l_header_adj_tbl(i).ATTRIBUTE2
        := Cw_Oe_Price_Adjustments_Rec.Attribute2 ;
End If;
If Cw_Oe_Price_Adjustments_Rec.Attribute3 Is Not Null Then
    l_header_adj_tbl(i).ATTRIBUTE3
        := Cw_Oe_Price_Adjustments_Rec.Attribute3;
End If;
If Cw_Oe_Price_Adjustments_Rec.Attribute4 Is Not Null Then
    l_header_adj_tbl(i).ATTRIBUTE4
        := Cw_Oe_Price_Adjustments_Rec.Attribute4 ;
End If;
If Cw_Oe_Price_Adjustments_Rec.Attribute5 Is Not Null Then
    l_header_adj_tbl(i).ATTRIBUTE5
        := Cw_Oe_Price_Adjustments_Rec.Attribute5;
End If;
If Cw_Oe_Price_Adjustments_Rec.ORIG_SYS_DISCOUNT_REF Is Not Null Then
    l_header_adj_tbl(i).ORIG_SYS_DISCOUNT_REF
        := Cw_Oe_Price_Adjustments_Rec.ORIG_SYS_DISCOUNT_REF;
End If;
If Cw_Oe_Price_Adjustments_Rec.LIST_HEADER_ID Is Not Null Then
    l_header_adj_tbl(i).LIST_HEADER_ID
        := Cw_Oe_Price_Adjustments_Rec.LIST_HEADER_ID;
End If;
If Cw_Oe_Price_Adjustments_Rec.LIST_LINE_ID Is Not Null Then
    l_header_adj_tbl(i).LIST_LINE_ID
        := Cw_Oe_Price_Adjustments_Rec.LIST_LINE_ID;
End If;
If Cw_Oe_Price_Adjustments_Rec.CHANGE_REASON_CODE Is Not Null Then
    l_header_adj_tbl(i).CHANGE_REASON_CODE
        := Cw_Oe_Price_Adjustments_Rec.CHANGE_REASON_CODE;
End If;
If Cw_Oe_Price_Adjustments_Rec.CHANGE_REASON_TEXT Is Not Null Then
    l_header_adj_tbl(i).CHANGE_REASON_TEXT
        := Cw_Oe_Price_Adjustments_Rec.CHANGE_REASON_TEXT;
End If;
If Cw_Oe_Price_Adjustments_Rec.OPERAND Is Not Null Then
    l_header_adj_tbl(i).OPERAND
        := Cw_Oe_Price_Adjustments_Rec.OPERAND;
End If;
If Cw_Oe_Price_Adjustments_Rec.CREATION_DATE Is Not Null Then
    l_header_adj_tbl(i).CREATION_DATE
        := Cw_Oe_Price_Adjustments_Rec.CREATION_DATE;
End If;
If Cw_Oe_Price_Adjustments_Rec.CREATED_BY Is Not Null Then
    l_header_adj_tbl(i).CREATED_BY
        := Cw_Oe_Price_Adjustments_Rec.CREATED_BY;

```

```

End If;
If Cw_Oe_Price_Adjustments_Rec.LAST_UPDATE_DATE Is Not Null Then
    l_header_adj_tbl(i).LAST_UPDATE_DATE
        := Cw_Oe_Price_Adjustments_Rec.LAST_UPDATE_DATE;
End If;
If Cw_Oe_Price_Adjustments_Rec.LAST_UPDATED_BY Is not Null Then
    l_header_adj_tbl(i).LAST_UPDATED_BY
        := Cw_Oe_Price_Adjustments_Rec.LAST_UPDATED_BY;
End If;
If Cw_Oe_Price_Adjustments_Rec.LAST_UPDATE_LOGIN Is Not Null Then
    l_header_adj_tbl(i).LAST_UPDATE_LOGIN
        := Cw_Oe_Price_Adjustments_Rec.LAST_UPDATE_LOGIN;
End If;

End If;
    i := i + 1;
End Loop;
CLOSE    w_Oe_Price_Adjustments;

--    Order Header Sales Credits
If w_Oe_Sales_Credits%ISOPEN Then
    CLOSE    w_Oe_Sales_Credits;
End If;
OPEN    w_Oe_Sales_Credits;
i := 1;
LOOP
FETCH w_Oe_Sales_Credits    INTO    Cw_Oe_Sales_Credits_Rec;
EXIT WHEN w_Oe_Sales_Credits%NOTFOUND;
If Cw_Oe_Sales_Credits_Rec.Orig_Sys_Line_Ref Is NULL Then
    l_Header_Scredit_tbl(i) := OE_ORDER_PUB.G_MISS_HEADER_SCREDIT_REC;

If Cw_Oe_Sales_Credits_Rec.SALESREP_ID Is Not Null Then
    l_Header_Scredit_tbl(i).SALESREP_ID
        := Cw_Oe_Sales_Credits_Rec.SALESREP_ID;
End If;
If Cw_Oe_Sales_Credits_Rec.PERCENT Is Not Null Then
    l_Header_Scredit_tbl(i).PERCENT
        := Cw_Oe_Sales_Credits_Rec.PERCENT;
End If;
If Cw_Oe_Sales_Credits_Rec.Orig_Sys_Credit_Ref Is Not Null and
Cw_Oe_Sales_Credits_Rec.Operation_Code != 'CREATE' Then
    l_Header_Scredit_tbl(i).Sales_Credit_ID
        := Cw_Oe_Sales_Credits_Rec.Orig_Sys_Credit_Ref;
End If;
If Cw_Oe_Sales_Credits_Rec.CONTEXT Is Not Null Then
    l_Header_Scredit_tbl(i).CONTEXT
        := Cw_Oe_Sales_Credits_Rec.CONTEXT;
End If;
If Cw_Oe_Sales_Credits_Rec.ATTRIBUTE1 Is Not Null Then
    l_Header_Scredit_tbl(i).ATTRIBUTE1
        := Cw_Oe_Sales_Credits_Rec.ATTRIBUTE1;
End If;
If Cw_Oe_Sales_Credits_Rec.ATTRIBUTE2 Is Not Null Then
    l_Header_Scredit_tbl(i).ATTRIBUTE2
        := Cw_Oe_Sales_Credits_Rec.ATTRIBUTE2;
End If;
If Cw_Oe_Sales_Credits_Rec.ATTRIBUTE3 Is Not Null Then
    l_Header_Scredit_tbl(i).ATTRIBUTE3
        := Cw_Oe_Sales_Credits_Rec.ATTRIBUTE3;
End If;
If Cw_Oe_Sales_Credits_Rec.ATTRIBUTE4 Is Not Null Then
    l_Header_Scredit_tbl(i).ATTRIBUTE4
        := Cw_Oe_Sales_Credits_Rec.ATTRIBUTE4;
End If;
If Cw_Oe_Sales_Credits_Rec.ATTRIBUTE5 Is Not Null Then
    l_Header_Scredit_tbl(i).ATTRIBUTE5
        := Cw_Oe_Sales_Credits_Rec.ATTRIBUTE5;

```

```

End If;
If Cw_Oe_Sales_Credits_Rec.ORIG_SYS_CREDIT_REF Is Not Null Then
    l_Header_Scredit_tbl(i).ORIG_SYS_CREDIT_REF
        := Cw_Oe_Sales_Credits_Rec.ORIG_SYS_CREDIT_REF;
End If;
If Cw_Oe_Sales_Credits_Rec.SALES_CREDIT_TYPE_ID Is Not Null Then
    l_Header_Scredit_tbl(i).SALES_CREDIT_TYPE_ID
        := Cw_Oe_Sales_Credits_Rec.SALES_CREDIT_TYPE_ID;
End If;
If Cw_Oe_Sales_Credits_Rec.CREATION_DATE Is Not Null Then
    l_Header_Scredit_tbl(i).CREATION_DATE
        := Cw_Oe_Sales_Credits_Rec.CREATION_DATE;
End If;
If Cw_Oe_Sales_Credits_Rec.CREATED_BY Is Not Null Then
    l_Header_Scredit_tbl(i).CREATED_BY
        := Cw_Oe_Sales_Credits_Rec.CREATED_BY;
End If;
If Cw_Oe_Sales_Credits_Rec.LAST_UPDATE_DATE Is Not Null Then
    l_Header_Scredit_tbl(i).LAST_UPDATE_DATE
        := Cw_Oe_Sales_Credits_Rec.LAST_UPDATE_DATE;
End If;
If Cw_Oe_Sales_Credits_Rec.LAST_UPDATED_BY Is Not Null Then
    l_Header_Scredit_tbl(i).LAST_UPDATED_BY
        := Cw_Oe_Sales_Credits_Rec.LAST_UPDATED_BY;
End If;
If Cw_Oe_Sales_Credits_Rec.LAST_UPDATE_LOGIN Is Not Null Then
    l_Header_Scredit_tbl(i).LAST_UPDATE_LOGIN
        := Cw_Oe_Sales_Credits_Rec.LAST_UPDATE_LOGIN;
End If;
End If;
i := i + 1;
End Loop;
CLOSE    w_Oe_Sales_Credits;

```

```

--    Order Header Attributes
If w_Oe_Price_Adj_Attr%ISOPEN Then
    CLOSE    w_Oe_Price_Adj_Attr;
End If;
OPEN    w_Oe_Price_Adj_Attr;
i := 1;
LOOP
FETCH w_Oe_Price_Adj_Attr INTO    Cw_Oe_Price_Adj_Attr_Rec;
EXIT WHEN w_Oe_Price_Adj_Attr%NOTFOUND;
If Cw_Oe_Price_Adj_Attr_Rec.Orig_Sys_Line_Ref Is Null Then
    l_Line_Price_Att_tbl(i) := OE_ORDER_PUB.G_MISS_LINE_PRICE_ATT_REC;
If Cw_Oe_Price_Adj_Attr_Rec.PRICING_CONTEXT Is Not Null Then
    l_Line_Price_Att_tbl(i).PRICING_CONTEXT
        := Cw_Oe_Price_Adj_Attr_Rec.PRICING_CONTEXT;
End if;
If Cw_Oe_Price_Adj_Attr_Rec.PRICING_ATTRIBUTE1 Is Not Null Then
    l_Line_Price_Att_tbl(i).PRICING_ATTRIBUTE1
        := Cw_Oe_Price_Adj_Attr_Rec.PRICING_ATTRIBUTE1;
End if;
If Cw_Oe_Price_Adj_Attr_Rec.PRICING_ATTRIBUTE2 Is Not Null Then
    l_Line_Price_Att_tbl(i).PRICING_ATTRIBUTE2
        := Cw_Oe_Price_Adj_Attr_Rec.PRICING_ATTRIBUTE2;
End if;
If Cw_Oe_Price_Adj_Attr_Rec.PRICING_ATTRIBUTE3 Is Not Null Then
    l_Line_Price_Att_tbl(i).PRICING_ATTRIBUTE3
        := Cw_Oe_Price_Adj_Attr_Rec.PRICING_ATTRIBUTE3;
End if;
If Cw_Oe_Price_Adj_Attr_Rec.PRICING_ATTRIBUTE4 Is Not Null Then
    l_Line_Price_Att_tbl(i).PRICING_ATTRIBUTE4
        := Cw_Oe_Price_Adj_Attr_Rec.PRICING_ATTRIBUTE4;
End if;
If Cw_Oe_Price_Adj_Attr_Rec.PRICING_ATTRIBUTE5 Is Not Null Then

```

```

        l_Line_Price_Att_tbl(i).PRICING_ATTRIBUTE5
            := Cw_Oe_Price_Adj_Attrbns_Rec.PRICING_ATTRIBUTE5;
    End if;
    If Cw_Oe_Price_Adj_Attrbns_Rec.PROGRAM_APPLICATION_ID Is Not Null Then
        l_Line_Price_Att_tbl(i).PROGRAM_APPLICATION_ID
            := Cw_Oe_Price_Adj_Attrbns_Rec.PROGRAM_APPLICATION_ID;
    End if;
    If Cw_Oe_Price_Adj_Attrbns_Rec.PROGRAM_ID Is Not Null Then
        l_Line_Price_Att_tbl(i).PROGRAM_ID
            := Cw_Oe_Price_Adj_Attrbns_Rec.PROGRAM_ID;
    End if;
    If Cw_Oe_Price_Adj_Attrbns_Rec.PROGRAM_UPDATE_DATE Is Not Null Then
        l_Line_Price_Att_tbl(i).PROGRAM_UPDATE_DATE
            := Cw_Oe_Price_Adj_Attrbns_Rec.PROGRAM_UPDATE_DATE;
    End if;
    If Cw_Oe_Price_Adj_Attrbns_Rec.REQUEST_ID Is Not Null Then
        l_Line_Price_Att_tbl(i).REQUEST_ID
            := Cw_Oe_Price_Adj_Attrbns_Rec.REQUEST_ID;
    End if;
    If Cw_Oe_Price_Adj_Attrbns_Rec.FLEX_TITLE Is Not Null Then
        l_Line_Price_Att_tbl(i).FLEX_TITLE
            := Cw_Oe_Price_Adj_Attrbns_Rec.FLEX_TITLE;
    End if;
    If Cw_Oe_Price_Adj_Attrbns_Rec.CREATION_DATE Is Not Null Then
        l_Line_Price_Att_tbl(i).CREATION_DATE
            := Cw_Oe_Price_Adj_Attrbns_Rec.CREATION_DATE;
    End if;
    If Cw_Oe_Price_Adj_Attrbns_Rec.CREATED_BY Is Not Null Then
        l_Line_Price_Att_tbl(i).CREATED_BY
            := Cw_Oe_Price_Adj_Attrbns_Rec.CREATED_BY;
    End if;
    If Cw_Oe_Price_Adj_Attrbns_Rec.LAST_UPDATE_DATE Is Not Null Then
        l_Line_Price_Att_tbl(i).LAST_UPDATE_DATE
            := Cw_Oe_Price_Adj_Attrbns_Rec.LAST_UPDATE_DATE;
    End if;
    If Cw_Oe_Price_Adj_Attrbns_Rec.LAST_UPDATED_BY Is Not Null Then
        l_Line_Price_Att_tbl(i).LAST_UPDATED_BY
            := Cw_Oe_Price_Adj_Attrbns_Rec.LAST_UPDATED_BY;
    End if;
    If Cw_Oe_Price_Adj_Attrbns_Rec.LAST_UPDATE_LOGIN Is Not Null Then
        l_Line_Price_Att_tbl(i).LAST_UPDATE_LOGIN
            := Cw_Oe_Price_Adj_Attrbns_Rec.LAST_UPDATE_LOGIN;
    End if;
    If Cw_Oe_Price_Adj_Attrbns_Rec.Operation_Code= 'UPDATE' Or
        Cw_Oe_Price_Adj_Attrbns_Rec.Operation_Code= 'DELETE' Then
    If Cw_Oe_Price_Adj_Attrbns_Rec.Orig_Sys_Line_Ref Is Not Null Then
        l_Line_Price_Att_tbl(i).Order_Price_Attrib_ID
            := Cw_Oe_Price_Adj_Attrbns_Rec.Orig_Sys_Line_Ref;
    End if;
    End If;
    If Cw_Oe_Price_Adj_Attrbns_Rec.Operation_Code= 'CREATE' Then
        If Cw_Oe_Price_Adj_Attrbns_Rec.Orig_Sys_Line_Ref Is Not Null Then
            l_Line_Price_Att_tbl(i).Line_Index
                := Cw_Oe_Price_Adj_Attrbns_Rec.Orig_Sys_Line_Ref;
            End if;
        End If;
    End If;
    i := i + 1;
    End Loop;
    CLOSE      w_Oe_Price_Adj_Attrbns;

--      Order Line Details
    If w_Oe_Order_Lines_All%ISOPEN Then
        CLOSE      w_Oe_Order_Lines_All;
    End If;
    OPEN      w_Oe_Order_Lines_All;
    i := 1;

```



```

LOOP
FETCH w_Oe_Order_Lines_All INTO Cw_Oe_Order_Lines_All_Rec;
EXIT WHEN w_Oe_Order_Lines_All%NOTFOUND;
l_line_tbl(i) := OE_ORDER_PUB.G_MISS_LINE_REC;

If Cw_Oe_Order_Lines_All_Rec.LINE_ID Is Not Null Then
l_line_tbl(i).LINE_ID
:= Cw_Oe_Order_Lines_All_Rec.LINE_ID;
End If;
If Cw_Oe_Order_Lines_All_Rec.LINE_TYPE_ID Is Not Null Then
l_line_tbl(i).LINE_TYPE_ID
:= Cw_Oe_Order_Lines_All_Rec.LINE_TYPE_ID;
End If;
If Cw_Oe_Order_Lines_All_Rec.LINE_NUMBER Is Not Null Then
l_line_tbl(i).LINE_NUMBER
:= Cw_Oe_Order_Lines_All_Rec.LINE_NUMBER;
End If;
If Cw_Oe_Order_Lines_All_Rec.REQUEST_DATE Is Not Null Then
l_line_tbl(i).REQUEST_DATE
:= Cw_Oe_Order_Lines_All_Rec.REQUEST_DATE;
End If;
If Cw_Oe_Order_Lines_All_Rec.PROMISE_DATE Is Not Null Then
l_line_tbl(i).PROMISE_DATE
:= Cw_Oe_Order_Lines_All_Rec.PROMISE_DATE;
End If;
If Cw_Oe_Order_Lines_All_Rec.SCHEDULE_SHIP_DATE Is Not Null Then
l_line_tbl(i).SCHEDULE_SHIP_DATE
:= Cw_Oe_Order_Lines_All_Rec.SCHEDULE_SHIP_DATE;
End If;
If Cw_Oe_Order_Lines_All_Rec.ORDER_QUANTITY_UOM Is Not Null Then
l_line_tbl(i).ORDER_QUANTITY_UOM
:= Cw_Oe_Order_Lines_All_Rec.ORDER_QUANTITY_UOM;
End If;
If Cw_Oe_Order_Lines_All_Rec.ORDERED_QUANTITY Is Not Null Then
l_line_tbl(i).ORDERED_QUANTITY
:= Cw_Oe_Order_Lines_All_Rec.ORDERED_QUANTITY;
End If;
If Cw_Oe_Order_Lines_All_Rec.DELIVERY_LEAD_TIME Is Not Null Then
l_line_tbl(i).DELIVERY_LEAD_TIME
:= Cw_Oe_Order_Lines_All_Rec.DELIVERY_LEAD_TIME;
End If;
If Cw_Oe_Order_Lines_All_Rec.TAX_EXEMPT_FLAG Is Not Null Then
l_line_tbl(i).TAX_EXEMPT_FLAG
:= Cw_Oe_Order_Lines_All_Rec.TAX_EXEMPT_FLAG;
End If;
If Cw_Oe_Order_Lines_All_Rec.TAX_EXEMPT_NUMBER Is Not Null Then
l_line_tbl(i).TAX_EXEMPT_NUMBER
:= Cw_Oe_Order_Lines_All_Rec.TAX_EXEMPT_NUMBER;
End If;
If Cw_Oe_Order_Lines_All_Rec.TAX_EXEMPT_REASON_CODE Is Not Null Then
l_line_tbl(i).TAX_EXEMPT_REASON_CODE
:= Cw_Oe_Order_Lines_All_Rec.TAX_EXEMPT_REASON_CODE;
End If;
If Cw_Oe_Order_Lines_All_Rec.SHIP_FROM_ORG_ID Is Not Null Then
l_line_tbl(i).SHIP_FROM_ORG_ID
:= Cw_Oe_Order_Lines_All_Rec.SHIP_FROM_ORG_ID;
End If;
If Cw_Oe_Order_Lines_All_Rec.SHIP_TO_ORG_ID Is Not Null Then
l_line_tbl(i).SHIP_TO_ORG_ID
:= Cw_Oe_Order_Lines_All_Rec.SHIP_TO_ORG_ID;
End If;
If Cw_Oe_Order_Lines_All_Rec.INVOICE_TO_ORG_ID Is Not Null Then
l_line_tbl(i).INVOICE_TO_ORG_ID
:= Cw_Oe_Order_Lines_All_Rec.INVOICE_TO_ORG_ID;
End If;
If Cw_Oe_Order_Lines_All_Rec.DELIVER_TO_ORG_ID Is Not Null Then
l_line_tbl(i).DELIVER_TO_ORG_ID

```

```

:= Cw_Oe_Order_Lines_All_Rec.DELIVER_TO_ORG_ID;
End If;
If Cw_Oe_Order_Lines_All_Rec.SHIP_TO_CONTACT_ID Is Not Null Then
    l_line_tbl(i).SHIP_TO_CONTACT_ID
:= Cw_Oe_Order_Lines_All_Rec.SHIP_TO_CONTACT_ID;
End If;
If Cw_Oe_Order_Lines_All_Rec.DELIVER_TO_CONTACT_ID Is Not Null then
    l_line_tbl(i).DELIVER_TO_CONTACT_ID
:= Cw_Oe_Order_Lines_All_Rec.DELIVER_TO_CONTACT_ID;
End If;
If Cw_Oe_Order_Lines_All_Rec.INVOICE_TO_CONTACT_ID Is Not Null Then
    l_line_tbl(i).INVOICE_TO_CONTACT_ID
:= Cw_Oe_Order_Lines_All_Rec.INVOICE_TO_CONTACT_ID;
End If;
If Cw_Oe_Order_Lines_All_Rec.SOLD_FROM_ORG_ID Is Not Null then
    l_line_tbl(i).SOLD_FROM_ORG_ID
:= Cw_Oe_Order_Lines_All_Rec.SOLD_FROM_ORG_ID;
End If;
If Cw_Oe_Order_Lines_All_Rec.SOLD_TO_ORG_ID Is Not Null Then
    l_line_tbl(i).SOLD_TO_ORG_ID
:= Cw_Oe_Order_Lines_All_Rec.SOLD_TO_ORG_ID;
End If;
if Cw_Oe_Order_Lines_All_Rec.CUSTOMER_PO_NUMBER Is Not Null Then
    l_line_tbl(i).CUST_PO_NUMBER
:= Cw_Oe_Order_Lines_All_Rec.CUSTOMER_PO_NUMBER;
End If;
if Cw_Oe_Order_Lines_All_Rec.SHIP_TOLERANCE_ABOVE Is Not Null Then
    l_line_tbl(i).SHIP_TOLERANCE_ABOVE
:= Cw_Oe_Order_Lines_All_Rec.SHIP_TOLERANCE_ABOVE;
End If;
If Cw_Oe_Order_Lines_All_Rec.SHIP_TOLERANCE_BELOW Is Not Null Then
    l_line_tbl(i).SHIP_TOLERANCE_BELOW
:= Cw_Oe_Order_Lines_All_Rec.SHIP_TOLERANCE_BELOW;
End If;
if Cw_Oe_Order_Lines_All_Rec.DEMAND_BUCKET_TYPE_CODE Is Not Null Then
    l_line_tbl(i).DEMAND_BUCKET_TYPE_CODE
:= Cw_Oe_Order_Lines_All_Rec.DEMAND_BUCKET_TYPE_CODE;
End If;
if Cw_Oe_Order_Lines_All_Rec.VEH_CUS_ITEM_CUM_KEY_ID Is Not Null Then
    l_line_tbl(i).VEH_CUS_ITEM_CUM_KEY_ID
:= Cw_Oe_Order_Lines_All_Rec.VEH_CUS_ITEM_CUM_KEY_ID;
End If;
If Cw_Oe_Order_Lines_All_Rec.CUSTOMER_DOCK_CODE Is Not Null Then
    l_line_tbl(i).CUSTOMER_DOCK_CODE
:= Cw_Oe_Order_Lines_All_Rec.CUSTOMER_DOCK_CODE;
End If;
if Cw_Oe_Order_Lines_All_Rec.CUSTOMER_JOB Is Not Null Then
    l_line_tbl(i).CUSTOMER_JOB
:= Cw_Oe_Order_Lines_All_Rec.CUSTOMER_JOB;
End If;
if Cw_Oe_Order_Lines_All_Rec.CUSTOMER_PRODUCTION_LINE Is Not Null Then
    l_line_tbl(i).CUSTOMER_PRODUCTION_LINE
:= Cw_Oe_Order_Lines_All_Rec.CUSTOMER_PRODUCTION_LINE;
End If;
if Cw_Oe_Order_Lines_All_Rec.CUST_MODEL_SERIAL_NUMBER Is Not Null Then
    l_line_tbl(i).CUST_MODEL_SERIAL_NUMBER
:= Cw_Oe_Order_Lines_All_Rec.CUST_MODEL_SERIAL_NUMBER;
End If;
if Cw_Oe_Order_Lines_All_Rec.PROJECT_ID Is Not Null Then
    l_line_tbl(i).PROJECT_ID
:= Cw_Oe_Order_Lines_All_Rec.PROJECT_ID;
End If;
if Cw_Oe_Order_Lines_All_Rec.TASK_ID Is Not Null Then
    l_line_tbl(i).TASK_ID
:= Cw_Oe_Order_Lines_All_Rec.TASK_ID;
End If;
if Cw_Oe_Order_Lines_All_Rec.INVENTORY_ITEM_ID Is Not Null Then

```

```

        l_line_tbl(i).INVENTORY_ITEM_ID
            := Cw_Oe_Order_Lines_All_Rec.INVENTORY_ITEM_ID;
    End If;
    if Cw_Oe_Order_Lines_All_Rec.TAX_DATE Is Not Null Then
        l_line_tbl(i).TAX_DATE
            := Cw_Oe_Order_Lines_All_Rec.TAX_DATE;
    End If;
    if Cw_Oe_Order_Lines_All_Rec.TAX_CODE Is Not Null Then
        l_line_tbl(i).TAX_CODE
            := Cw_Oe_Order_Lines_All_Rec.TAX_CODE;
    End If;
    if Cw_Oe_Order_Lines_All_Rec.DEMAND_CLASS_CODE Is Not Null Then
        l_line_tbl(i).DEMAND_CLASS_CODE
            := Cw_Oe_Order_Lines_All_Rec.DEMAND_CLASS_CODE;
    End If;
    if Cw_Oe_Order_Lines_All_Rec.PRICE_LIST_ID Is Not Null Then
        l_line_tbl(i).PRICE_LIST_ID
            := Cw_Oe_Order_Lines_All_Rec.PRICE_LIST_ID;
    End If;
    if Cw_Oe_Order_Lines_All_Rec.PRICING_DATE Is Not Null Then
        l_line_tbl(i).PRICING_DATE
            := Cw_Oe_Order_Lines_All_Rec.PRICING_DATE;
    End If;
    if Cw_Oe_Order_Lines_All_Rec.AGREEMENT_ID Is Not Null Then
        l_line_tbl(i).AGREEMENT_ID
            := Cw_Oe_Order_Lines_All_Rec.AGREEMENT_ID;
    End If;
    if Cw_Oe_Order_Lines_All_Rec.SHIPMENT_PRIORITY_CODE Is Not Null Then
        l_line_tbl(i).SHIPMENT_PRIORITY_CODE
            := Cw_Oe_Order_Lines_All_Rec.SHIPMENT_PRIORITY_CODE;
    End If;
    if Cw_Oe_Order_Lines_All_Rec.SHIPPING_METHOD_CODE Is Not Null Then
        l_line_tbl(i).SHIPPING_METHOD_CODE
            := Cw_Oe_Order_Lines_All_Rec.SHIPPING_METHOD_CODE;
    End If;
    if Cw_Oe_Order_Lines_All_Rec.FREIGHT_TERMS_CODE Is Not Null Then
        l_line_tbl(i).FREIGHT_TERMS_CODE
            := Cw_Oe_Order_Lines_All_Rec.FREIGHT_TERMS_CODE;
    End If;
    if Cw_Oe_Order_Lines_All_Rec.FOB_POINT_CODE Is Not Null Then
        l_line_tbl(i).FOB_POINT_CODE
            := Cw_Oe_Order_Lines_All_Rec.FOB_POINT_CODE;
    End If;
    if Cw_Oe_Order_Lines_All_Rec.TAX_POINT_CODE Is Not Null Then
        l_line_tbl(i).TAX_POINT_CODE
            := Cw_Oe_Order_Lines_All_Rec.TAX_POINT_CODE;
    End If;
    if Cw_Oe_Order_Lines_All_Rec.PAYMENT_TERM_ID Is Not Null Then
        l_line_tbl(i).PAYMENT_TERM_ID
            := Cw_Oe_Order_Lines_All_Rec.PAYMENT_TERM_ID;
    End If;
    if Cw_Oe_Order_Lines_All_Rec.INVOICING_RULE_ID Is Not Null Then
        l_line_tbl(i).INVOICING_RULE_ID
            := Cw_Oe_Order_Lines_All_Rec.INVOICING_RULE_ID;
    End If;
    if Cw_Oe_Order_Lines_All_Rec.ACCOUNTING_RULE_ID Is Not Null Then
        l_line_tbl(i).ACCOUNTING_RULE_ID
            := Cw_Oe_Order_Lines_All_Rec.ACCOUNTING_RULE_ID;
    End If;
    if Cw_Oe_Order_Lines_All_Rec.ORIG_SYS_DOCUMENT_REF Is Not Null Then
        l_line_tbl(i).ORIG_SYS_DOCUMENT_REF
            := Cw_Oe_Order_Lines_All_Rec.ORIG_SYS_DOCUMENT_REF;
    End If;
    if Cw_Oe_Order_Lines_All_Rec.ORIG_SYS_LINE_REF Is Not Null Then
        l_line_tbl(i).Header_ID
            := Cw_Oe_Order_Lines_All_Rec.ORIG_SYS_LINE_REF;
    End If;

```

```

if Cw_Oe_Order_Lines_All_Rec.ITEM_REVISION Is Not Null Then
    l_line_tbl(i).ITEM_REVISION
        := Cw_Oe_Order_Lines_All_Rec.ITEM_REVISION;
End If;
if Cw_Oe_Order_Lines_All_Rec.UNIT_SELLING_PRICE Is Not Null Then
    l_line_tbl(i).UNIT_SELLING_PRICE
        := Cw_Oe_Order_Lines_All_Rec.UNIT_SELLING_PRICE;
End If;
if Cw_Oe_Order_Lines_All_Rec.UNIT_LIST_PRICE Is Not Null Then
    l_line_tbl(i).UNIT_LIST_PRICE
        := Cw_Oe_Order_Lines_All_Rec.UNIT_LIST_PRICE;
End If;
if Cw_Oe_Order_Lines_All_Rec.LINE_PO_CONTEXT Is Not Null Then
    l_line_tbl(i).CONTEXT
        := Cw_Oe_Order_Lines_All_Rec.LINE_PO_CONTEXT;
End If;
if Cw_Oe_Order_Lines_All_Rec.ATTRIBUTE1 Is Not Null Then
    l_line_tbl(i).ATTRIBUTE1
        := Cw_Oe_Order_Lines_All_Rec.ATTRIBUTE1;
End If;
if Cw_Oe_Order_Lines_All_Rec.ATTRIBUTE2 Is Not Null Then
    l_line_tbl(i).ATTRIBUTE2
        := Cw_Oe_Order_Lines_All_Rec.ATTRIBUTE2;
End If;
if Cw_Oe_Order_Lines_All_Rec.ATTRIBUTE3 Is Not Null Then
    l_line_tbl(i).ATTRIBUTE3
        := Cw_Oe_Order_Lines_All_Rec.ATTRIBUTE3;
End If;
if Cw_Oe_Order_Lines_All_Rec.ATTRIBUTE4 Is Not Null Then
    l_line_tbl(i).ATTRIBUTE4
        := Cw_Oe_Order_Lines_All_Rec.ATTRIBUTE4;
End If;
if Cw_Oe_Order_Lines_All_Rec.ATTRIBUTE5 Is Not Null Then
    l_line_tbl(i).ATTRIBUTE5
        := Cw_Oe_Order_Lines_All_Rec.ATTRIBUTE5;
End If;
if Cw_Oe_Order_Lines_All_Rec.PROGRAM_APPLICATION_ID Is Not Null Then
    l_line_tbl(i).PROGRAM_APPLICATION_ID
        := Cw_Oe_Order_Lines_All_Rec.PROGRAM_APPLICATION_ID;
End If;
if Cw_Oe_Order_Lines_All_Rec.PROGRAM_ID Is Not Null Then
    l_line_tbl(i).PROGRAM_ID
        := Cw_Oe_Order_Lines_All_Rec.PROGRAM_ID;
End If;
if Cw_Oe_Order_Lines_All_Rec.PROGRAM_UPDATE_DATE Is Not Null Then
    l_line_tbl(i).PROGRAM_UPDATE_DATE
        := Cw_Oe_Order_Lines_All_Rec.PROGRAM_UPDATE_DATE;
End If;
if Cw_Oe_Order_Lines_All_Rec.REQUEST_ID Is Not Null Then
    l_line_tbl(i).REQUEST_ID
        := Cw_Oe_Order_Lines_All_Rec.REQUEST_ID;
End If;
if Cw_Oe_Order_Lines_All_Rec.COMPONENT_CODE Is Not Null Then
    l_line_tbl(i).COMPONENT_CODE
        := Cw_Oe_Order_Lines_All_Rec.COMPONENT_CODE;
End If;
if Cw_Oe_Order_Lines_All_Rec.RETURN_ATTRIBUTE1 Is Not Null Then
    l_line_tbl(i).RETURN_ATTRIBUTE1
        := Cw_Oe_Order_Lines_All_Rec.RETURN_ATTRIBUTE1;
End If;
if Cw_Oe_Order_Lines_All_Rec.RETURN_ATTRIBUTE2 Is Not Null Then
    l_line_tbl(i).RETURN_ATTRIBUTE2
        := Cw_Oe_Order_Lines_All_Rec.RETURN_ATTRIBUTE2;
End If;
if Cw_Oe_Order_Lines_All_Rec.RETURN_ATTRIBUTE3 Is Not Null Then
    l_line_tbl(i).RETURN_ATTRIBUTE3
        := Cw_Oe_Order_Lines_All_Rec.RETURN_ATTRIBUTE3;

```

```

End If;
if Cw_Oe_Order_Lines_All_Rec.RETURN_ATTRIBUTE4 Is Not Null Then
    l_line_tbl(i).RETURN_ATTRIBUTE4
        := Cw_Oe_Order_Lines_All_Rec.RETURN_ATTRIBUTE4;
End If;
if Cw_Oe_Order_Lines_All_Rec.RETURN_ATTRIBUTE5 Is Not Null Then
    l_line_tbl(i).RETURN_ATTRIBUTE5
        := Cw_Oe_Order_Lines_All_Rec.RETURN_ATTRIBUTE5;
End If;
if Cw_Oe_Order_Lines_All_Rec.SCHEDULE_ARRIVAL_DATE Is Not Null Then
    l_line_tbl(i).SCHEDULE_ARRIVAL_DATE
        := Cw_Oe_Order_Lines_All_Rec.SCHEDULE_ARRIVAL_DATE;
End If;
if Cw_Oe_Order_Lines_All_Rec.SOURCE_TYPE_CODE Is Not Null Then
    l_line_tbl(i).SOURCE_TYPE_CODE
        := Cw_Oe_Order_Lines_All_Rec.SOURCE_TYPE_CODE;
End If;
if Cw_Oe_Order_Lines_All_Rec.SALESREP_ID Is Not Null Then
    l_line_tbl(i).SALESREP_ID
        := Cw_Oe_Order_Lines_All_Rec.SALESREP_ID;
End If;
if Cw_Oe_Order_Lines_All_Rec.RETURN_REASON_CODE Is Not Null Then
    l_line_tbl(i).RETURN_REASON_CODE
        := Cw_Oe_Order_Lines_All_Rec.RETURN_REASON_CODE;
End If;
if Cw_Oe_Order_Lines_All_Rec.ARRIVAL_SET_ID Is Not Null Then
    l_line_tbl(i).ARRIVAL_SET_ID
        := Cw_Oe_Order_Lines_All_Rec.ARRIVAL_SET_ID;
End If;
if Cw_Oe_Order_Lines_All_Rec.SHIP_SET_ID Is Not Null Then
    l_line_tbl(i).SHIP_SET_ID
        := Cw_Oe_Order_Lines_All_Rec.SHIP_SET_ID;
End If;
if Cw_Oe_Order_Lines_All_Rec.SPLIT_FROM_LINE_ID Is Not Null Then
    l_line_tbl(i).SPLIT_FROM_LINE_ID
        := Cw_Oe_Order_Lines_All_Rec.SPLIT_FROM_LINE_ID;
End If;
if Cw_Oe_Order_Lines_All_Rec.CUST_PRODUCTION_SEQ_NUM Is Not Null Then
    l_line_tbl(i).CUST_PRODUCTION_SEQ_NUM
        := Cw_Oe_Order_Lines_All_Rec.CUST_PRODUCTION_SEQ_NUM;
End If;
if Cw_Oe_Order_Lines_All_Rec.AUTHORIZED_TO_SHIP_FLAG Is Not Null Then
    l_line_tbl(i).AUTHORIZED_TO_SHIP_FLAG
        := Cw_Oe_Order_Lines_All_Rec.AUTHORIZED_TO_SHIP_FLAG;
End If;
if Cw_Oe_Order_Lines_All_Rec.OVER_SHIP_RESOLVED_FLAG Is Not Null Then
    l_line_tbl(i).OVER_SHIP_RESOLVED_FLAG
        := Cw_Oe_Order_Lines_All_Rec.OVER_SHIP_RESOLVED_FLAG;
End If;
if Cw_Oe_Order_Lines_All_Rec.CREDIT_INVOICE_LINE_ID Is Not Null Then
    l_line_tbl(i).CREDIT_INVOICE_LINE_ID
        := Cw_Oe_Order_Lines_All_Rec.CREDIT_INVOICE_LINE_ID;
End If;
if Cw_Oe_Order_Lines_All_Rec.ORDER_SOURCE_ID Is Not Null Then
    l_line_tbl(i).ORDER_SOURCE_ID
        := Cw_Oe_Order_Lines_All_Rec.ORDER_SOURCE_ID;
End If;
if Cw_Oe_Order_Lines_All_Rec.ORIG_SYS_SHIPMENT_REF Is Not Null Then
    l_line_tbl(i).ORIG_SYS_SHIPMENT_REF
        := Cw_Oe_Order_Lines_All_Rec.ORIG_SYS_SHIPMENT_REF;
End If;
if Cw_Oe_Order_Lines_All_Rec.CHANGE_SEQUENCE Is Not Null Then
    l_line_tbl(i).CHANGE_SEQUENCE
        := Cw_Oe_Order_Lines_All_Rec.CHANGE_SEQUENCE;
End If;
if Cw_Oe_Order_Lines_All_Rec.CUSTOMER_LINE_NUMBER Is Not Null Then
    l_line_tbl(i).CUSTOMER_LINE_NUMBER

```

```

:= Cw_Oe_Order_Lines_All_Rec.CUSTOMER_LINE_NUMBER;
End If;
if Cw_Oe_Order_Lines_All_Rec.CUSTOMER_SHIPMENT_NUMBER Is Not Null Then
    l_line_tbl(i).CUSTOMER_SHIPMENT_NUMBER
:= Cw_Oe_Order_Lines_All_Rec.CUSTOMER_SHIPMENT_NUMBER;
End If;
if Cw_Oe_Order_Lines_All_Rec.CUSTOMER_ITEM_NET_PRICE Is Not Null Then
    l_line_tbl(i).CUSTOMER_ITEM_NET_PRICE
:= Cw_Oe_Order_Lines_All_Rec.CUSTOMER_ITEM_NET_PRICE;
End If;
if Cw_Oe_Order_Lines_All_Rec.CUSTOMER_PAYMENT_TERM_ID Is Not Null Then
    l_line_tbl(i).CUSTOMER_PAYMENT_TERM_ID
:= Cw_Oe_Order_Lines_All_Rec.CUSTOMER_PAYMENT_TERM_ID;
End If;
if Cw_Oe_Order_Lines_All_Rec.END_ITEM_UNIT_NUMBER Is Not Null Then
    l_line_tbl(i).END_ITEM_UNIT_NUMBER
:= Cw_Oe_Order_Lines_All_Rec.END_ITEM_UNIT_NUMBER;
End If;
if Cw_Oe_Order_Lines_All_Rec.SHIPPING_INSTRUCTIONS Is Not Null Then
    l_line_tbl(i).SHIPPING_INSTRUCTIONS
:= Cw_Oe_Order_Lines_All_Rec.SHIPPING_INSTRUCTIONS;
End If;
if Cw_Oe_Order_Lines_All_Rec.PACKING_INSTRUCTIONS Is Not Null Then
    l_line_tbl(i).PACKING_INSTRUCTIONS
:= Cw_Oe_Order_Lines_All_Rec.PACKING_INSTRUCTIONS;
End If;
if Cw_Oe_Order_Lines_All_Rec.SERVICE_TXN_REASON_CODE Is Not Null Then
    l_line_tbl(i).SERVICE_TXN_REASON_CODE
:= Cw_Oe_Order_Lines_All_Rec.SERVICE_TXN_REASON_CODE;
End If;
if Cw_Oe_Order_Lines_All_Rec.SERVICE_TXN_COMMENTS Is Not Null Then
    l_line_tbl(i).SERVICE_TXN_COMMENTS
:= Cw_Oe_Order_Lines_All_Rec.SERVICE_TXN_COMMENTS;
End If;
if Cw_Oe_Order_Lines_All_Rec.SERVICE_DURATION Is Not Null Then
    l_line_tbl(i).SERVICE_DURATION
:= Cw_Oe_Order_Lines_All_Rec.SERVICE_DURATION;
End If;
if Cw_Oe_Order_Lines_All_Rec.SERVICE_START_DATE Is Not Null Then
    l_line_tbl(i).SERVICE_START_DATE
:= Cw_Oe_Order_Lines_All_Rec.SERVICE_START_DATE;
End If;
if Cw_Oe_Order_Lines_All_Rec.SERVICE_END_DATE Is Not Null Then
    l_line_tbl(i).SERVICE_END_DATE
:= Cw_Oe_Order_Lines_All_Rec.SERVICE_END_DATE;
End If;
if Cw_Oe_Order_Lines_All_Rec.SERVICE_COTERMINATE_FLAG Is Not Null Then
    l_line_tbl(i).SERVICE_COTERMINATE_FLAG
:= Cw_Oe_Order_Lines_All_Rec.SERVICE_COTERMINATE_FLAG;
End If;
if Cw_Oe_Order_Lines_All_Rec.UNIT_LIST_PERCENT Is Not Null Then
    l_line_tbl(i).UNIT_LIST_PERCENT
:= Cw_Oe_Order_Lines_All_Rec.UNIT_LIST_PERCENT;
End If;
if Cw_Oe_Order_Lines_All_Rec.UNIT_SELLING_PERCENT Is Not Null Then
    l_line_tbl(i).UNIT_SELLING_PERCENT
:= Cw_Oe_Order_Lines_All_Rec.UNIT_SELLING_PERCENT;
End If;
if Cw_Oe_Order_Lines_All_Rec.SERVICE_PERIOD Is Not Null Then
    l_line_tbl(i).SERVICE_PERIOD
:= Cw_Oe_Order_Lines_All_Rec.SERVICE_PERIOD;
End If;
if Cw_Oe_Order_Lines_All_Rec.TP_CONTEXT Is Not Null Then
    l_line_tbl(i).TP_CONTEXT
:= Cw_Oe_Order_Lines_All_Rec.TP_CONTEXT;
End If;
if Cw_Oe_Order_Lines_All_Rec.TP_ATTRIBUTE1 Is Not Null Then

```

```

        l_line_tbl(i).TP_ATTRIBUTE1
            := Cw_Oe_Order_Lines_All_Rec.TP_ATTRIBUTE1;
    End If;
    if Cw_Oe_Order_Lines_All_Rec.TP_ATTRIBUTE2 Is Not Null Then
        l_line_tbl(i).TP_ATTRIBUTE2
            := Cw_Oe_Order_Lines_All_Rec.TP_ATTRIBUTE2;
    End If;
    if Cw_Oe_Order_Lines_All_Rec.TP_ATTRIBUTE3 Is Not Null Then
        l_line_tbl(i).TP_ATTRIBUTE3
            := Cw_Oe_Order_Lines_All_Rec.TP_ATTRIBUTE3;
    End If;
    if Cw_Oe_Order_Lines_All_Rec.TP_ATTRIBUTE4 Is Not Null Then
        l_line_tbl(i).TP_ATTRIBUTE4
            := Cw_Oe_Order_Lines_All_Rec.TP_ATTRIBUTE4;
    End If;
    if Cw_Oe_Order_Lines_All_Rec.TP_ATTRIBUTE5 Is Not Null Then
        l_line_tbl(i).TP_ATTRIBUTE5
            := Cw_Oe_Order_Lines_All_Rec.TP_ATTRIBUTE5;
    End If;
    if Cw_Oe_Order_Lines_All_Rec.SERVICE_REFERENCE_TYPE_CODE Is Not Null Then
        l_line_tbl(i).SERVICE_REFERENCE_TYPE_CODE
            := Cw_Oe_Order_Lines_All_Rec.SERVICE_REFERENCE_TYPE_CODE;
    End If;
    if Cw_Oe_Order_Lines_All_Rec.CALCULATE_PRICE_FLAG Is Not Null Then
        l_line_tbl(i).CALCULATE_PRICE_FLAG
            := Cw_Oe_Order_Lines_All_Rec.CALCULATE_PRICE_FLAG;
    End If;
    if Cw_Oe_Order_Lines_All_Rec.PREFERRED_GRADE Is Not Null Then
        l_line_tbl(i).PREFERRED_GRADE
            := Cw_Oe_Order_Lines_All_Rec.PREFERRED_GRADE;
    End If;
    if Cw_Oe_Order_Lines_All_Rec.ORDERED_QUANTITY2 Is Not Null Then
        l_line_tbl(i).ORDERED_QUANTITY2
            := Cw_Oe_Order_Lines_All_Rec.ORDERED_QUANTITY2;
    End If;
    if Cw_Oe_Order_Lines_All_Rec.CREATION_DATE Is Not Null Then
        l_line_tbl(i).CREATION_DATE
            := Cw_Oe_Order_Lines_All_Rec.CREATION_DATE;
    End If;
    if Cw_Oe_Order_Lines_All_Rec.CREATED_BY Is Not Null Then
        l_line_tbl(i).CREATED_BY
            := Cw_Oe_Order_Lines_All_Rec.CREATED_BY;
    End If;
    if Cw_Oe_Order_Lines_All_Rec.LAST_UPDATE_DATE Is Not Null Then
        l_line_tbl(i).LAST_UPDATE_DATE
            := Cw_Oe_Order_Lines_All_Rec.LAST_UPDATE_DATE;
    End If;
    if Cw_Oe_Order_Lines_All_Rec.LAST_UPDATED_BY Is Not Null Then
        l_line_tbl(i).LAST_UPDATED_BY
            := Cw_Oe_Order_Lines_All_Rec.LAST_UPDATED_BY ;
    End If;
    if Cw_Oe_Order_Lines_All_Rec.LAST_UPDATE_LOGIN Is Not Null Then
        l_line_tbl(i).LAST_UPDATE_LOGIN
            := Cw_Oe_Order_Lines_All_Rec.LAST_UPDATE_LOGIN;
    End If;
    if Cw_Oe_Order_Lines_All_Rec.Operation_Code Is Not Null Then
        l_line_tbl(i).Operation
            := Cw_Oe_Order_Lines_All_Rec.Operation_Code;
    End If;

    i := i + 1;
End Loop;
CLOSE      w_Oe_Order_Lines_All;

```

```

--      Order Line Adjustment
      If w_Oe_Price_Adjustments%ISOPEN Then

```

```

        CLOSE      w_Oe_Price_Adjustments;
    End If;
    OPEN      w_Oe_Price_Adjustments;
    i := 1;
    LOOP
    FETCH w_Oe_Price_Adjustments INTO Cw_Oe_Price_Adjustments_Rec;
    EXIT WHEN w_Oe_Price_Adjustments%NOTFOUND;
    If Cw_Oe_Price_Adjustments_Rec.Orig_Sys_Line_Ref Is not Null Then
        l_Line_Adj_tbl(i) := OE_ORDER_PUB.G_MISS_LINE_ADJ_REC;

    If Cw_Oe_Price_Adjustments_Rec.Operation_Code = 'UPDATE' or
        Cw_Oe_Price_Adjustments_Rec.Operation_Code = 'DELETE' Then
        l_Line_adj_tbl(i).Line_ID
            := Cw_Oe_Price_Adjustments_Rec.Orig_Sys_Line_Ref;
    End If;

    If Cw_Oe_Price_Adjustments_Rec.PROGRAM_APPLICATION_ID Is Not Null Then
        l_Line_Adj_Tbl(i).PROGRAM_APPLICATION_ID
            := Cw_Oe_Price_Adjustments_Rec.PROGRAM_APPLICATION_ID;
    End If;
    If Cw_Oe_Price_Adjustments_Rec.Program_Id Is Not Null Then
        l_Line_Adj_Tbl(i).PROGRAM_ID
            := Cw_Oe_Price_Adjustments_Rec.Program_Id;
    End If;
    If Cw_Oe_Price_Adjustments_Rec.Program_Update_Date Is Not Null Then
        l_Line_Adj_Tbl(i).PROGRAM_UPDATE_DATE
            := Cw_Oe_Price_Adjustments_Rec.Program_Update_Date;
    End If;
    If Cw_Oe_Price_Adjustments_Rec.Request_Id Is Not Null Then
        l_Line_Adj_Tbl(i).REQUEST_ID
            := Cw_Oe_Price_Adjustments_Rec.Request_Id;
    End If;
    If Cw_Oe_Price_Adjustments_Rec.Automatic_Flag Is Not Null Then
        l_Line_Adj_Tbl(i).AUTOMATIC_FLAG
            := Cw_Oe_Price_Adjustments_Rec.Automatic_Flag;
    End If;
    If Cw_Oe_Price_Adjustments_Rec.Percent Is Not Null Then
        l_Line_Adj_Tbl(i).PERCENT
            := Cw_Oe_Price_Adjustments_Rec.Percent;
    End If;
    If Cw_Oe_Price_Adjustments_Rec.Orig_Sys_Line_Ref Is Not Null Then
        l_Line_Adj_Tbl(i).LINE_ID
            := Cw_Oe_Price_Adjustments_Rec.Orig_Sys_Line_Ref;
    End If;
    If Cw_Oe_Price_Adjustments_Rec.Context Is Not Null Then
        l_Line_Adj_Tbl(i).CONTEXT
            := Cw_Oe_Price_Adjustments_Rec.Context;
    End If;
    If Cw_Oe_Price_Adjustments_Rec.Attribute1 Is Not Null Then
        l_Line_Adj_Tbl(i).ATTRIBUTE1
            := Cw_Oe_Price_Adjustments_Rec.Attribute1;
    End If;
    If Cw_Oe_Price_Adjustments_Rec.Attribute2 Is Not Null Then
        l_Line_Adj_Tbl(i).ATTRIBUTE2
            := Cw_Oe_Price_Adjustments_Rec.Attribute2 ;
    End If;
    If Cw_Oe_Price_Adjustments_Rec.Attribute3 Is Not Null Then
        l_Line_Adj_Tbl(i).ATTRIBUTE3
            := Cw_Oe_Price_Adjustments_Rec.Attribute3;
    End If;
    If Cw_Oe_Price_Adjustments_Rec.Attribute4 Is Not Null Then
        l_Line_Adj_Tbl(i).ATTRIBUTE4
            := Cw_Oe_Price_Adjustments_Rec.Attribute4 ;
    End If;
    If Cw_Oe_Price_Adjustments_Rec.Attribute5 Is Not Null Then
        l_Line_Adj_Tbl(i).ATTRIBUTE5

```



```

:= Cw_Oe_Price_Adjustments_Rec.Attribute5;
End If;
If Cw_Oe_Price_Adjustments_Rec.ORIG_SYS_DISCOUNT_REF Is Not Null Then
    l_Line_Adj_Tbl(i).ORIG_SYS_DISCOUNT_REF
        := Cw_Oe_Price_Adjustments_Rec.ORIG_SYS_DISCOUNT_REF;
End If;
If Cw_Oe_Price_Adjustments_Rec.LIST_HEADER_ID Is Not Null Then
    l_Line_Adj_Tbl(i).LIST_HEADER_ID
        := Cw_Oe_Price_Adjustments_Rec.LIST_HEADER_ID;
End If;
If Cw_Oe_Price_Adjustments_Rec.LIST_LINE_ID Is Not Null Then
    l_Line_Adj_Tbl(i).LIST_LINE_ID
        := Cw_Oe_Price_Adjustments_Rec.LIST_LINE_ID;
End If;
If Cw_Oe_Price_Adjustments_Rec.CHANGE_REASON_CODE Is Not Null Then
    l_Line_Adj_Tbl(i).CHANGE_REASON_CODE
        := Cw_Oe_Price_Adjustments_Rec.CHANGE_REASON_CODE;
End If;
If Cw_Oe_Price_Adjustments_Rec.CHANGE_REASON_TEXT Is Not Null Then
    l_Line_Adj_Tbl(i).CHANGE_REASON_TEXT
        := Cw_Oe_Price_Adjustments_Rec.CHANGE_REASON_TEXT;
End If;
If Cw_Oe_Price_Adjustments_Rec.OPERAND Is Not Null Then
    l_Line_Adj_Tbl(i).OPERAND
        := Cw_Oe_Price_Adjustments_Rec.OPERAND;
End If;
If Cw_Oe_Price_Adjustments_Rec.CREATION_DATE Is Not Null Then
    l_Line_Adj_Tbl(i).CREATION_DATE
        := Cw_Oe_Price_Adjustments_Rec.CREATION_DATE;
End If;
If Cw_Oe_Price_Adjustments_Rec.CREATED_BY Is Not Null Then
    l_Line_Adj_Tbl(i).CREATED_BY
        := Cw_Oe_Price_Adjustments_Rec.CREATED_BY;
End If;
If Cw_Oe_Price_Adjustments_Rec.LAST_UPDATE_DATE Is Not Null Then
    l_Line_Adj_Tbl(i).LAST_UPDATE_DATE
        := Cw_Oe_Price_Adjustments_Rec.LAST_UPDATE_DATE;
End If;
If Cw_Oe_Price_Adjustments_Rec.LAST_UPDATED_BY Is not Null Then
    l_Line_Adj_Tbl(i).LAST_UPDATED_BY
        := Cw_Oe_Price_Adjustments_Rec.LAST_UPDATED_BY;
End If;
If Cw_Oe_Price_Adjustments_Rec.LAST_UPDATE_LOGIN Is Not Null Then
    l_Line_Adj_Tbl(i).LAST_UPDATE_LOGIN
        := Cw_Oe_Price_Adjustments_Rec.LAST_UPDATE_LOGIN;
End If;
If Cw_Oe_Price_Adjustments_Rec.Operation_Code = 'CREATE' Then
If Cw_Oe_Price_Adjustments_Rec.Orig_Sys_Line_Ref Is Not Null Then
    l_Line_Adj_Tbl(i).line_index
        := Cw_Oe_Price_Adjustments_Rec.Orig_Sys_Line_Ref;
    End If;
    End If;
    End If;
i := i + 1;
End Loop;
CLOSE    w_Oe_Price_Adjustments;

```

```

--      Order Line Attributes
If w_Oe_Price_Adj_Attrb%ISOPEN Then
    CLOSE    w_Oe_Price_Adj_Attrb;
End If;
OPEN      w_Oe_Price_Adj_Attrb;
i := 1;
LOOP
FETCH w_Oe_Price_Adj_Attrb INTO Cw_Oe_Price_Adj_Attrb_Rec;
EXIT WHEN w_Oe_Price_Adj_Attrb%NOTFOUND;

```

```

If Cw_Oe_Price_Adj_Attrb Rec.Orig_Sys_Line_Ref Is Not Null Then
    l_Line_Price_Att_tbl(i) := OE_ORDER_PUB.G_MISS_LINE_PRICE_ATT_REC;
If Cw_Oe_Price_Adj_Attrb Rec.PRICING_CONTEXT Is Not Null Then
    l_Line_Price_Att_tbl(i).PRICING_CONTEXT
        := Cw_Oe_Price_Adj_Attrb Rec.PRICING_CONTEXT;
End if;
If Cw_Oe_Price_Adj_Attrb Rec.PRICING_ATTRIBUTE1 Is Not Null Then
    l_Line_Price_Att_tbl(i).PRICING_ATTRIBUTE1
        := Cw_Oe_Price_Adj_Attrb Rec.PRICING_ATTRIBUTE1;
End if;
If Cw_Oe_Price_Adj_Attrb Rec.PRICING_ATTRIBUTE2 Is Not Null Then
    l_Line_Price_Att_tbl(i).PRICING_ATTRIBUTE2
        := Cw_Oe_Price_Adj_Attrb Rec.PRICING_ATTRIBUTE2;
End if;
If Cw_Oe_Price_Adj_Attrb Rec.PRICING_ATTRIBUTE3 Is Not Null Then
    l_Line_Price_Att_tbl(i).PRICING_ATTRIBUTE3
        := Cw_Oe_Price_Adj_Attrb Rec.PRICING_ATTRIBUTE3;
End if;
If Cw_Oe_Price_Adj_Attrb Rec.PRICING_ATTRIBUTE4 Is Not Null Then
    l_Line_Price_Att_tbl(i).PRICING_ATTRIBUTE4
        := Cw_Oe_Price_Adj_Attrb Rec.PRICING_ATTRIBUTE4;
End if;
If Cw_Oe_Price_Adj_Attrb Rec.PRICING_ATTRIBUTE5 Is Not Null Then
    l_Line_Price_Att_tbl(i).PRICING_ATTRIBUTE5
        := Cw_Oe_Price_Adj_Attrb Rec.PRICING_ATTRIBUTE5;
End if;
If Cw_Oe_Price_Adj_Attrb Rec.PROGRAM_APPLICATION_ID Is Not Null Then
    l_Line_Price_Att_tbl(i).PROGRAM_APPLICATION_ID
        := Cw_Oe_Price_Adj_Attrb Rec.PROGRAM_APPLICATION_ID;
End if;
If Cw_Oe_Price_Adj_Attrb Rec.PROGRAM_ID Is Not Null Then
    l_Line_Price_Att_tbl(i).PROGRAM_ID
        := Cw_Oe_Price_Adj_Attrb Rec.PROGRAM_ID;
End if;
If Cw_Oe_Price_Adj_Attrb Rec.PROGRAM_UPDATE_DATE Is Not Null Then
    l_Line_Price_Att_tbl(i).PROGRAM_UPDATE_DATE
        := Cw_Oe_Price_Adj_Attrb Rec.PROGRAM_UPDATE_DATE;
End if;
If Cw_Oe_Price_Adj_Attrb Rec.REQUEST_ID Is Not Null Then
    l_Line_Price_Att_tbl(i).REQUEST_ID
        := Cw_Oe_Price_Adj_Attrb Rec.REQUEST_ID;
End if;
If Cw_Oe_Price_Adj_Attrb Rec.FLEX_TITLE Is Not Null Then
    l_Line_Price_Att_tbl(i).FLEX_TITLE
        := Cw_Oe_Price_Adj_Attrb Rec.FLEX_TITLE;
End if;
If Cw_Oe_Price_Adj_Attrb Rec.CREATION_DATE Is Not Null Then
    l_Line_Price_Att_tbl(i).CREATION_DATE
        := Cw_Oe_Price_Adj_Attrb Rec.CREATION_DATE;
End if;
If Cw_Oe_Price_Adj_Attrb Rec.CREATED_BY Is Not Null Then
    l_Line_Price_Att_tbl(i).CREATED_BY
        := Cw_Oe_Price_Adj_Attrb Rec.CREATED_BY;
End if;
If Cw_Oe_Price_Adj_Attrb Rec.LAST_UPDATE_DATE Is Not Null Then
    l_Line_Price_Att_tbl(i).LAST_UPDATE_DATE
        := Cw_Oe_Price_Adj_Attrb Rec.LAST_UPDATE_DATE;
End if;
If Cw_Oe_Price_Adj_Attrb Rec.LAST_UPDATED_BY Is Not Null Then
    l_Line_Price_Att_tbl(i).LAST_UPDATED_BY
        := Cw_Oe_Price_Adj_Attrb Rec.LAST_UPDATED_BY;
End if;
If Cw_Oe_Price_Adj_Attrb Rec.LAST_UPDATE_LOGIN Is Not Null Then
    l_Line_Price_Att_tbl(i).LAST_UPDATE_LOGIN
        := Cw_Oe_Price_Adj_Attrb Rec.LAST_UPDATE_LOGIN;
End if;
If Cw_Oe_Price_Adj_Attrb Rec.Operation_Code= 'UPDATE' Or

```

```

        Cw_Oe_Price_Adj_Attrbys_Rec.Operation_Code= 'DELETE' Then
    If Cw_Oe_Price_Adj_Attrbys_Rec.Orig_Sys_Line_Ref Is Not Null Then
        l_Line_Price_Att_tbl(i).Line_ID
            := Cw_Oe_Price_Adj_Attrbys_Rec.Orig_Sys_Line_Ref;
    End if;
End If;
If Cw_Oe_Price_Adj_Attrbys_Rec.Operation_Code= 'CREATE' Then
If Cw_Oe_Price_Adj_Attrbys_Rec.Orig_Sys_Line_Ref Is Not Null Then
    l_Line_Price_Att_tbl(i).Line_Index
        := Cw_Oe_Price_Adj_Attrbys_Rec.Orig_Sys_Line_Ref;
    End if;
    End If;
    End If;
    i := i + 1;
End Loop;
CLOSE    w_Oe_Price_Adj_Attrbys;

```

```

--    Order Line Sales Credits
If w_Oe_Sales_Credits%ISOPEN Then
    CLOSE    w_Oe_Sales_Credits;
End If;
OPEN    w_Oe_Sales_Credits;
i := 1;
LOOP
    FETCH w_Oe_Sales_Credits    INTO    Cw_Oe_Sales_Credits_Rec;
    EXIT WHEN w_Oe_Sales_Credits%NOTFOUND;
    If Cw_Oe_Sales_Credits_Rec.Orig_Sys_Line_Ref Is Not Null Then
        l_Line_Scredit_tbl(i) := OE_ORDER_PUB.G_MISS_LINE_SCREDIT_REC;

    If Cw_Oe_Sales_Credits_Rec.Operation_Code = 'CREATE' Then
    If Cw_Oe_Sales_Credits_Rec.Orig_Sys_Line_Ref Is Not Null Then
        l_Line_Scredit_tbl(i).Line_Index
            := Cw_Oe_Sales_Credits_Rec.Orig_Sys_Line_Ref;
    End If;
    End If;
    If Cw_Oe_Sales_Credits_Rec.SALESREP_ID Is Not Null Then
        l_Line_Scredit_tbl(i).SALESREP_ID
            := Cw_Oe_Sales_Credits_Rec.SALESREP_ID;
    End If;
    If Cw_Oe_Sales_Credits_Rec.PERCENT Is Not Null Then
        l_Line_Scredit_tbl(i).PERCENT
            := Cw_Oe_Sales_Credits_Rec.PERCENT;
    End If;
    If Cw_Oe_Sales_Credits_Rec.Operation_Code != 'CREATE' Then
    If Cw_Oe_Sales_Credits_Rec.Orig_Sys_Line_Ref Is Not Null Then
        l_Line_Scredit_tbl(i).LINE_ID
            := Cw_Oe_Sales_Credits_Rec.Orig_Sys_Line_Ref;
    End If;
    End If;
    If Cw_Oe_Sales_Credits_Rec.CONTEXT Is Not Null Then
        l_Line_Scredit_tbl(i).CONTEXT
            := Cw_Oe_Sales_Credits_Rec.CONTEXT;
    End If;
    If Cw_Oe_Sales_Credits_Rec.ATTRIBUTE1 Is Not Null Then
        l_Line_Scredit_tbl(i).ATTRIBUTE1
            := Cw_Oe_Sales_Credits_Rec.ATTRIBUTE1;
    End If;
    If Cw_Oe_Sales_Credits_Rec.ATTRIBUTE2 Is Not Null Then
        l_Line_Scredit_tbl(i).ATTRIBUTE2
            := Cw_Oe_Sales_Credits_Rec.ATTRIBUTE2;
    End If;
    If Cw_Oe_Sales_Credits_Rec.ATTRIBUTE3 Is Not Null Then
        l_Line_Scredit_tbl(i).ATTRIBUTE3
            := Cw_Oe_Sales_Credits_Rec.ATTRIBUTE3;
    End If;
    If Cw_Oe_Sales_Credits_Rec.ATTRIBUTE4 Is Not Null Then

```

```

        l_Line_Scredit_tbl(i).ATTRIBUTE4
            := Cw_Oe_Sales_Credits_Rec.ATTRIBUTE4;
    End If;
    If Cw_Oe_Sales_Credits_Rec.ATTRIBUTE5 Is Not Null Then
        l_Line_Scredit_tbl(i).ATTRIBUTE5
            := Cw_Oe_Sales_Credits_Rec.ATTRIBUTE5;
    End If;
    If Cw_Oe_Sales_Credits_Rec.ORIG_SYS_CREDIT_REF Is Not Null Then
        l_Line_Scredit_tbl(i).ORIG_SYS_CREDIT_REF
            := Cw_Oe_Sales_Credits_Rec.ORIG_SYS_CREDIT_REF;
    End If;
    If Cw_Oe_Sales_Credits_Rec.SALES_CREDIT_TYPE_ID Is Not Null Then
        l_Line_Scredit_tbl(i).SALES_CREDIT_TYPE_ID
            := Cw_Oe_Sales_Credits_Rec.SALES_CREDIT_TYPE_ID;
    End If;
    If Cw_Oe_Sales_Credits_Rec.CREATION_DATE Is Not Null Then
        l_Line_Scredit_tbl(i).CREATION_DATE
            := Cw_Oe_Sales_Credits_Rec.CREATION_DATE;
    End If;
    If Cw_Oe_Sales_Credits_Rec.CREATED_BY Is Not Null Then
        l_Line_Scredit_tbl(i).CREATED_BY
            := Cw_Oe_Sales_Credits_Rec.CREATED_BY;
    End If;
    If Cw_Oe_Sales_Credits_Rec.LAST_UPDATE_DATE Is Not Null Then
        l_Line_Scredit_tbl(i).LAST_UPDATE_DATE
            := Cw_Oe_Sales_Credits_Rec.LAST_UPDATE_DATE;
    End If;
    If Cw_Oe_Sales_Credits_Rec.LAST_UPDATED_BY Is Not Null Then
        l_Line_Scredit_tbl(i).LAST_UPDATED_BY
            := Cw_Oe_Sales_Credits_Rec.LAST_UPDATED_BY;
    End If;
    If Cw_Oe_Sales_Credits_Rec.LAST_UPDATE_LOGIN Is Not Null Then
        l_Line_Scredit_tbl(i).LAST_UPDATE_LOGIN
            := Cw_Oe_Sales_Credits_Rec.LAST_UPDATE_LOGIN;
    End If;
    End If;
    i := i + 1;
    End Loop;
    CLOSE    w_Oe_Sales_Credits;

```

```

--    Order Line Lot Serial Number
    If w_Oe_Lot_Serial_Numbers%ISOPEN Then
        CLOSE    w_Oe_Lot_Serial_Numbers;
    End If;
    OPEN    w_Oe_Lot_Serial_Numbers;
    i := 1;
    LOOP
    FETCH w_Oe_Lot_Serial_Numbers    INTO    Cw_Oe_Lot_Serial_Numbers_Rec;
    EXIT WHEN w_Oe_Lot_Serial_Numbers%NOTFOUND;
    If Cw_Oe_Lot_Serial_Numbers_Rec.Orig_Sys_Line_Ref Is Not Null Then
        l_Lot_Serial_tbl(i) := OE_ORDER_PUB.G_MISS_LOT_SERIAL_REC;

    If Cw_Oe_Lot_Serial_Numbers_Rec.Orig_Sys_Line_Ref Is Not Null Then
        l_Lot_Serial_tbl(i).LINE_ID
            := Cw_Oe_Lot_Serial_Numbers_Rec.Orig_Sys_Line_Ref;
    End If;

    If Cw_Oe_Lot_Serial_Numbers_Rec.Orig_Sys_Line_Ref Is Not Null Then
        l_Lot_Serial_tbl(i).Line_Index
            := Cw_Oe_Lot_Serial_Numbers_Rec.Orig_Sys_Line_Ref;
    End If;
    If Cw_Oe_Lot_Serial_Numbers_Rec.LOT_NUMBER Is Not Null Then
        l_Lot_Serial_tbl(i).LOT_NUMBER

```

```

:= Cw_Oe_Lot_Serial_Numbers_Rec.LOT_NUMBER;
End If;
If Cw_Oe_Lot_Serial_Numbers_Rec.FROM_SERIAL_NUMBER Is Not Null Then
    l_Lot_Serial_tbl(i).FROM_SERIAL_NUMBER
        := Cw_Oe_Lot_Serial_Numbers_Rec.FROM_SERIAL_NUMBER;
End If;
If Cw_Oe_Lot_Serial_Numbers_Rec.TO_SERIAL_NUMBER Is Not Null Then
    l_Lot_Serial_tbl(i).TO_SERIAL_NUMBER
        := Cw_Oe_Lot_Serial_Numbers_Rec.TO_SERIAL_NUMBER;
End If;
If Cw_Oe_Lot_Serial_Numbers_Rec.QUANTITY Is Not Null Then
    l_Lot_Serial_tbl(i).QUANTITY
        := Cw_Oe_Lot_Serial_Numbers_Rec.QUANTITY;
End If;
If Cw_Oe_Lot_Serial_Numbers_Rec.CONTEXT Is Not Null Then
    l_Lot_Serial_tbl(i).CONTEXT
        := Cw_Oe_Lot_Serial_Numbers_Rec.CONTEXT;
End If;
If Cw_Oe_Lot_Serial_Numbers_Rec.ATTRIBUTE1 Is Not Null Then
    l_Lot_Serial_tbl(i).ATTRIBUTE1
        := Cw_Oe_Lot_Serial_Numbers_Rec.ATTRIBUTE1;
End If;
If Cw_Oe_Lot_Serial_Numbers_Rec.ATTRIBUTE2 Is Not Null Then
    l_Lot_Serial_tbl(i).ATTRIBUTE2
        := Cw_Oe_Lot_Serial_Numbers_Rec.ATTRIBUTE2;
End If;
If Cw_Oe_Lot_Serial_Numbers_Rec.ATTRIBUTE3 Is Not Null Then
    l_Lot_Serial_tbl(i).ATTRIBUTE3
        := Cw_Oe_Lot_Serial_Numbers_Rec.ATTRIBUTE3;
End If;
If Cw_Oe_Lot_Serial_Numbers_Rec.ATTRIBUTE4 Is Not Null Then
    l_Lot_Serial_tbl(i).ATTRIBUTE4
        := Cw_Oe_Lot_Serial_Numbers_Rec.ATTRIBUTE4;
End If;
If Cw_Oe_Lot_Serial_Numbers_Rec.ATTRIBUTE5 Is Not Null Then
    l_Lot_Serial_tbl(i).ATTRIBUTE5
        := Cw_Oe_Lot_Serial_Numbers_Rec.ATTRIBUTE5;
End If;

If Cw_Oe_Lot_Serial_Numbers_Rec.ORIG_SYS_LOTSERIAL_REF
Is Not Null Then
    l_Lot_Serial_tbl(i).ORIG_SYS_LOTSERIAL_REF
        := Cw_Oe_Lot_Serial_Numbers_Rec.ORIG_SYS_LOTSERIAL_REF;
End If;
If Cw_Oe_Lot_Serial_Numbers_Rec.CREATION_DATE Is Not Null Then
    l_Lot_Serial_tbl(i).CREATION_DATE
        := Cw_Oe_Lot_Serial_Numbers_Rec.CREATION_DATE;
End If;
If Cw_Oe_Lot_Serial_Numbers_Rec.CREATED_BY Is Not Null Then
    l_Lot_Serial_tbl(i).CREATED_BY
        := Cw_Oe_Lot_Serial_Numbers_Rec.CREATED_BY;
End If;
If Cw_Oe_Lot_Serial_Numbers_Rec.LAST_UPDATE_DATE Is Not Null Then
    l_Lot_Serial_tbl(i).LAST_UPDATE_DATE
        := Cw_Oe_Lot_Serial_Numbers_Rec.LAST_UPDATE_DATE;
End If;
If Cw_Oe_Lot_Serial_Numbers_Rec.LAST_UPDATED_BY Is Not Null Then
    l_Lot_Serial_tbl(i).LAST_UPDATED_BY
        := Cw_Oe_Lot_Serial_Numbers_Rec.LAST_UPDATED_BY;
End If;
If Cw_Oe_Lot_Serial_Numbers_Rec.LAST_UPDATE_LOGIN Is Not Null Then
    l_Lot_Serial_tbl(i).LAST_UPDATE_LOGIN
        := Cw_Oe_Lot_Serial_Numbers_Rec.LAST_UPDATE_LOGIN;
End If;
If Cw_Oe_Lot_Serial_Numbers_Rec.OPERATION_CODE Is Not Null Then
    l_Lot_Serial_tbl(i).OPERATION
        := Cw_Oe_Lot_Serial_Numbers_Rec.OPERATION_CODE;

```

```

        End If;
        End If;
        i := i + 1;
    End Loop;
CLOSE      w_Oe_Lot_Serial_Numbers;

```

```

fnd_global.apps_initialize (0, 21623, NULL);

```

```

OE_ORDER_PUB.process_order (
    p_api_version_number => 1.0 ,
    p_init_msg_list      => l_init_msg_list,
    p_return_values      => l_return_values,
    p_action_commit     => l_action_commit,
    x_return_status     => l_return_status,
    x_msg_count         => l_msg_count,
    x_msg_data          => l_msg_data,
    p_header_rec        => l_header_rec,
    p_old_header_rec    => l_old_header_rec,
    p_header_val_rec    => l_header_val_rec,
    p_old_header_val_rec => l_old_header_val_rec,
    p_Header_Adj_tbl    => l_header_adj_tbl,
    p_old_Header_Adj_tbl => l_old_header_adj_tbl,
    p_Header_Adj_val_tbl => l_header_adj_val_tbl,
    p_old_Header_Adj_val_tbl => l_old_header_adj_val_tbl,
    p_Header_price_Att_tbl => l_header_price_att_tbl,
    p_old_Header_Price_Att_tbl => l_old_header_price_att_tbl,
    p_Header_Adj_Att_tbl    => l_header_adj_att_tbl,
    p_old_Header_Adj_Att_tbl => l_old_header_adj_att_tbl,
    p_Header_Adj_Assoc_tbl => l_header_adj_assoc_tbl,
    p_old_Header_Adj_Assoc_tbl => l_old_header_adj_assoc_tbl,
    p_Header_Scredit_tbl    => l_header_scredit_tbl,
    p_old_Header_Scredit_tbl => l_old_header_scredit_tbl,
    p_Header_Scredit_val_tbl => l_header_scredit_val_tbl,
    p_old_Header_Scredit_val_tbl => l_old_header_scredit_val_tbl,
    p_line_tbl              => l_line_tbl,
    p_old_line_tbl         => l_old_line_tbl,
    p_line_val_tbl         => l_line_val_tbl,
    p_old_line_val_tbl    => l_old_line_val_tbl,
    p_Line_Adj_tbl        => l_line_adj_tbl,
    p_old_Line_Adj_tbl    => l_old_line_adj_tbl,
    p_Line_Adj_val_tbl    => l_line_adj_val_tbl,
    p_old_Line_Adj_val_tbl => l_old_line_adj_val_tbl,
    p_Line_price_Att_tbl  => l_line_price_att_tbl,
    p_old_Line_Price_Att_tbl => l_old_line_price_att_tbl,
    p_Line_Adj_Att_tbl    => l_line_adj_att_tbl,
    p_old_Line_Adj_Att_tbl => l_old_line_adj_att_tbl,
    p_Line_Adj_Assoc_tbl  => l_line_adj_assoc_tbl,
    p_old_Line_Adj_Assoc_tbl => l_old_line_adj_assoc_tbl,
    p_Line_Scredit_tbl    => l_line_scredit_tbl,
    p_old_Line_Scredit_tbl => l_old_line_scredit_tbl,
    p_Line_Scredit_val_tbl => l_line_scredit_val_tbl,
    p_old_Line_Scredit_val_tbl => l_old_line_scredit_val_tbl,
    p_Lot_Serial_tbl      => l_lot_serial_tbl,
    p_old_Lot_Serial_tbl  => l_old_lot_serial_tbl,
    p_Lot_Serial_val_tbl  => l_lot_serial_val_tbl,
    p_old_Lot_Serial_val_tbl => l_old_lot_serial_val_tbl,
    x_header_rec          => l_header_rec,
    x_header_val_rec     => l_header_val_rec,
    x_Header_Adj_tbl     => l_header_adj_tbl,
    x_Header_Adj_val_tbl => l_header_adj_val_tbl,
    x_Header_price_Att_tbl => l_header_price_att_tbl,
    x_Header_Adj_Att_tbl => l_header_adj_att_tbl,
    x_Header_Adj_Assoc_tbl => l_header_adj_assoc_tbl,
    x_Header_Scredit_tbl => l_header_scredit_tbl,
    x_Header_Scredit_val_tbl => l_header_scredit_val_tbl,
    x_line_tbl           => l_line_tbl,

```

```

        x_line_val_tbl          => l_line_val_tbl,
        x_Line_Adj_tbl         => l_line_adj_tbl,
        x_Line_Adj_val_tbl     => l_line_adj_val_tbl,
        x_Line_price_Att_tbl   => l_line_price_att_tbl,
        x_Line_Adj_Att_tbl     => l_line_adj_att_tbl,
        x_Line_Adj_Assoc_tbl   => l_line_adj_assoc_tbl,
        x_Line_Scredit_tbl     => l_line_scredit_tbl,
        x_Line_Scredit_val_tbl => l_line_scredit_val_tbl,
        x_Lot_Serial_tbl       => l_lot_serial_tbl,
        x_Lot_Serial_val_tbl   => l_lot_serial_val_tbl,
        x_action_request_tbl    => l_action_request_tbl);

if l_msg_count > 0 then
for l_index in 1..l_msg_count loop
l_msg_data
:= oe_msg_pub.get(p_msg_index => l_index, p_encoded => 'F');
insert into CW_Oe_Api_Errors values
('Order Number - ' ||
CW_Oe_Order_Headers_All_Rec.Order_Number
|| ' - ' || l_msg_data);
end loop;
end if;
DBMS_OUTPUT.PUT_LINE(l_msg_data);
DBMS_OUTPUT.PUT_LINE(x_msg_data);
DBMS_OUTPUT.PUT_LINE(x_return_status);
If l_return_status = 'S' Then
delete from CW_Oe_Api_Errors ;
Commit;
DBMS_OUTPUT.PUT_LINE('Delete Processed Record');
Delete_Processed_Record(pOrder_Number);
End If;

If l_return_status = 'E' Then
insert into CW_Oe_Api_Errors values (l_msg_data);
DBMS_OUTPUT.PUT_LINE('Error');
End If;

If l_return_status = 'U' Then
DBMS_OUTPUT.PUT_LINE('Unexpected Error');
End If;

-- END Loop;
-- CLOSE w_Oe_Order_Headers_All;
END;
/
Show errors;

```

CW_DEL_PROCESSED_ORDER

```

Create Or Replace Procedure Delete_Processed_Record (POrder_Number Number)
IS
BEGIN
Delete
From Oe_Headers_Iface_All
Where      Orig_Sys_Document_Ref=pOrder_Number;

Delete
From      Oe_Price_Adjs_Iface_all
Where      Orig_Sys_Document_Ref=pOrder_Number;

Delete
From      Oe_Price_Atts_Iface_All
Where      Orig_Sys_Document_Ref=pOrder_Number;

Delete
From      Oe_Lines_Iface_All
Where      Orig_Sys_Document_Ref=pOrder_Number;

Delete
From      Oe_LotSerials_Iface_All
Where      Orig_Sys_Document_Ref=pOrder_Number;

```

```
Delete
From Oe_Credits_Iface_All
Where Orig_Sys_Document_Ref=pOrder_Number;

Commit;
END;
/
show errors;
```

Appendix F. Support for null and blank values

This appendix details different pass and fail scenarios where the key value in a business object is blank or null. This appendix also contains the functional changes required for blank or null business object values.

Pass and Fail Scenarios

If a key value in a business object is blank or has a null value in the database, then build the where clause with the "is null" type instead of the "=" operator type.

Make sure that business objects have at least one key attribute that does not have a blank value.

The following scenario is a parent object with one key that has a null value. This scenario fails under these conditions.

Table 19. Customer

Attribute	Type
cid	Integer (Key)
name	String
comments	String

The following scenario is a parent object with two keys and one key has a null value. This scenario passes under these conditions.

Table 20. Customer

Attribute	Type
cid	Integer (Key)
name	String
comments	String

In scenario two, build the retrieve query by selecting cid, name, and comments from customer, where cid=1000 and name is set to null.

The following scenario is a parent object with one child object in a container object with a foreign key reference. This scenario fails under these conditions.

Table 21. Customer

Attribute	Type
cid	Integer (Key)
name	String (Key)
comments	String
Address	Address
Aid	Integer (Key) ASI:FK=cid
Acity	String

Table 21. Customer (continued)

Attribute	Type
Azip	String

If cid contains a null value, then build the retrieve query by selecting Aid, Acity, and Azip from address. Set the value of Aid to null.

The following scenario is a parent object with one child object in a container object with two key references. This scenario passes under these conditions.

Table 22. Customer

Attribute	Type
cid	Integer (Key)
name	String
comments	String
Address	Address
Aid	Integer (Key) ASI:FK=cid
Acity	String (Key) ASI:FK=name
Azip	String

If name has a null value, then build the Retrieve query by selecting Aid, Acity, and Azip from address, where Aid=Cid and Acity has a null value.

Functionality

If the connector encounters a blank value on a key, it then compares that value with the UseNull value in the attribute. If the value is true, then the connector adds null value to the query. This affects the following verb operations:

- Retrieve
- RetrieveBy Content
- Update
- Delete

Appendix G. Mainframe Data Access

The Adapter for JDBC supports mainframe data access by using IBM DB2 Information Integrator Classic Federation for z/OS, V 8.1. This DB2 product provides Web and distributed applications with read/write connectivity to mainframe databases. It delivers high performance SQL-driven access and federation of mainframe data sources. You can use the desktop with your choice of Internet tools and applications to transparently access mainframe, mission-critical information. The Adapter for JDBC is compliant with the JDBC 2.1 Specification.

JDBC Connector support for mainframe data access

The JDBC Connector makes SQL data access requests to a DB2 II Classic Federation Server. The JDBC connector uses the JDBC Driver, called DB2 II Classic Federation JDBC Connector.

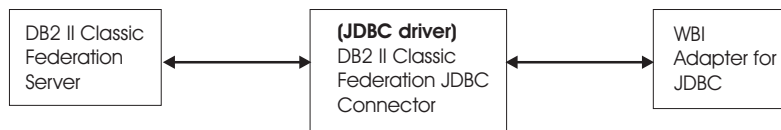


Figure 14. Supporting mainframe data access

The Adapter for JDBC uses the DB2 II Classic Federation Server to provide the functionality explained below.

- **Subscription delivery:** The JDBC Connector cannot be used for subscription delivery because DB2 II Classic Federation Server has no event delivery support.
- **Request Processing:** The Adapter for JDBC supports these mainframe data sources:
 - Software AG ADABAS
 - VSAM
 - CA IDMS
 - IBM IMS™ Transaction Manager and Database
 - IBM DB2 Databases

Using mainframe data access

To prepare to use mainframe data access:

1. Install the DB2 II Classic Federation for z/OS, V 8.1 client software.
2. Include the DB2 JDBC Driver (cacjdbc21.jar) in the JDBC_DRIVER_PATH in the JDBC connector startup script (see “Starting the connector” on page 85).

Note: You must use the JDBC driver that is shipped with the client software.

To connect to the DB2 II Classic Federation Server:

1. Go to the following URL to log in to the VLAN: jdbc:cac:DATASOURCENAME:tcp/
host name or IP address/port number

For example:

```
jdbc:cac:CACWBI:tcp/9.30.136.99/8094
```

2. When prompted, type in your userid and password for the VLAN. When login is complete, a pop-up window will indicate authentication is successful. Close this window but do not click on any buttons. The connection times out after a fixed time period. If you receive an error message, you need to log in to the VLAN again.

Components of mainframe data access

These components interact to enable SQL data access to mainframe data:

- **DB2 II Classic Federation ODBC and JDBC Connector:** Processes function calls, submits SQL requests to a specific data source, and returns results to the Adapter for JDBC.
- **Data source definition:** Consists of the name and location of the data you want to access. The required data source definitions contain a data source name and communications parameters for TCP/IP or WebSphere MQ. The data source name identifies a specific application server or enterprise server that is used to service data access requests.
- **Call Level Interface:** Used to bridge from the DB2 II Classic Federation ODBC or JDBC Connector to the Query Processor task running in a server.
- **The DB2 II Classic Federation Connection Handler:** Used to communicate with an application server or enterprise server. DB2 II Classic Federation supplies a Connection Handler that supports TCP/IP implementations that use a Winsock Interface and WebSphere MQ.

The Adapter for JDBC makes SQL data-access requests to a DB2 II Classic Federation Server and supports metadata access through standard JDBC metadata calls (used by the JDBC ODA). The adapter uses the DB2 II Classic Federation ODBC and JDBC Connector.

Appendix H. Application Response Measurement

This adapter is compatible with the Application Response Measurement application programming interface (API), an API that allows applications to be managed for availability, service level agreements, and capacity planning. An ARM-instrumented application can participate in IBM Tivoli Monitoring for Transaction Performance, allowing collection and review of data concerning transaction metrics.

Application Response Measurement instrumentation support

This adapter is compatible with the Application Response Measurement application programming interface (API), an API that allows applications to be managed for availability, service level agreements, and capacity planning. An ARM-instrumented application can participate in IBM Tivoli Monitoring for Transaction Performance, allowing collection and review of data concerning transaction metrics.

Required software

In addition to the software prerequisites required for the adapter, you must have the following installed for ARM to operate:

- WebSphere Application Server 5.0.1 (contains the IBM Tivoli Monitoring for Transaction Performance server). This does not have to be installed on the same system as the adapter.
- IBM Tivoli Monitoring for Transaction Performance v. 5.2 Fixpack 1. This must be installed on the same system on which the adapter is installed and configured to point to the system on which the IBM Tivoli Monitoring for Transaction Performance server resides.

Application Response Measurement support is available using any integration broker supported with this release.

Note: Application Response Measurement instrumentation is supported on all operating systems supported with this IBM WebSphere Business Integration Adapters release *except* HP-UX (any version) and Red Hat Linux 3.0.

Enabling Application Response Measurement

ARM instrumentation is enabled via by setting the standard property `TivoliMonitorTransactionPerformance` in Connector Configurator to "True." By default ARM support is not enabled. (Refer to the "Standard Properties" appendix of this document for more information.)

Transaction monitoring

When ARM is enabled, the transactions that are monitored are service events and event deliveries. The transaction is measured from the start of a service request or event delivery to the end of the service request or event delivery. The name of the transaction displayed on the Tivoli Monitoring for Transaction Performance console will start with either SERVICE REQUEST or EVENT DELIVERY. The next part of the name will be the business object verb (such as CREATE, RETRIEVE, UPDATE or DELETE). The final part of the name will be the business object name such as "EMPLOYEE."

For example, the name of a transaction for an event delivery for creation of an employee might be EVENT DELIVERY CREATE EMPLOYEE. Another might be SERVICE REQUEST UPDATE ORDER.

The following metrics are collected by default for each type of service request or event delivery:

- Minimum transaction time
- Maximum transaction time
- Average transaction time
- Total transaction runs

You (or the system administrator of the WebSphere Application Server) can select which of these metrics to display, for which adapter events, by configuring Discovery Policies and Listener Policies for particular transactions from within the Tivoli Monitoring for Transaction Performance console. (Refer to “For more information.”)

For more information

Refer to the IBM Tivoli Monitoring for Transaction Performance documentation for more information. In particular, refer to the *IBM Tivoli Monitoring for Transaction Performance User's Guide* for information about monitoring and managing the metrics generated by the adapter.

Appendix I. Common Event Infrastructure

WebSphere Business Integration Server Foundation includes the Common Event Infrastructure Server Application, which is required for Common Event Infrastructure to operate. The WebSphere Application Server Foundation can be installed on any system (it does not have to be the same machine on which the adapter is installed.)

The WebSphere Application Server Application Client includes the libraries required for interaction between the adapter and the Common Event Infrastructure Server Application. You must install WebSphere Application Server Application Client on the same system on which you install the adapter. The adapter connects to the WebSphere Application Server (within the WebSphere Business Integration Server Foundation) by means of a configurable URL.

Common Event Infrastructure support is available using any integration broker supported with this release.

Required software

In addition to the software prerequisites required for the adapter, you must have the following installed for Common Event Infrastructure to operate:

- WebSphere Business Integration Server Foundation 5.1.1
- WebSphere Application Server Application Client 5.0.2, 5.1, or 5.1.1.
(WebSphere Application Server Application Client 5.1.1 is provided with WebSphere Business Integration Server Foundation 5.1.1.)

Note: Common Event Infrastructure is not supported on any HP-UX or Linux platform.

Enabling Common Event Infrastructure

Common Event Infrastructure functionality is enabled with the standard properties `CommonEventInfrastructure` and `CommonEventInfrastructureContextURL`, configured with Connector Configurator. By default, Common Event Infrastructure is not enabled. The `CommonEventInfrastructureContextURL` property enables you to configure the URL of the Common Event Infrastructure server. (Refer to the “Standard Properties” appendix of this document for more information.)

Obtaining Common Event Infrastructure adapter events

If Common Event Infrastructure is enabled, the adapter generates Common Event Infrastructure events that map to the following adapter events:

- Starting the adapter
- Stopping the adapter
- An application response to a timeout from the adapter agent
- Any `doVerbFor` call issued from the adapter agent
- A `gotAppEvent` call from the adapter agent

For another application (the “consumer application”) to receive the Common Event Infrastructure events generated by the adapter, the application must use the

Common Event Infrastructure event catalog to determine the definitions of appropriate events and their properties. The events must be defined in the event catalog for the consumer application to be able to consume the sending application's events.

The "Common Event Infrastructure event catalog definitions" appendix of this document contains XML format metadata showing, for WebSphere Business Information adapters, the event descriptors and properties the consumer application should search for.

For more information

For more information about Common Event Infrastructure, refer to the Common Event Infrastructure information in the WebSphere Business Integration Server Foundation documentation, available at the following URL:

<http://publib.boulder.ibm.com/infocenter/ws51help>

For sample XML metadata showing the adapter-generated event descriptors and properties a consumer application should search for, refer to "Common Event Infrastructure event catalog definitions."

Common Event Infrastructure event catalog definitions

The Common Event Infrastructure event catalog contains event definitions that can be queried by other applications. The following are event definition samples, using XML metadata, for typical adapter events. If you are writing another application, your application can use event catalog interfaces to query against the event definition. For more information about event definitions and how to query them, refer to the Common Event Infrastructure documentation that is available from the online IBM WebSphere Server Foundation Information Center.

For WebSphere Business Integration adapters, the extended data elements that need to be defined in the event catalog are the keys of the business object. Each business object key requires an event definition. So for any given adapter, various events such as start adapter, stop adapter, timeout adapter, and any doVerbFor event (create, update, or delete, for example) must have a corresponding event definition in the event catalog.

The following sections contain examples of the XML metadata for start adapter, stop adapter, and event request or delivery.

XML format for "start adapter" metadata

```
<eventDefinition name="startADAPTER"
  parent="event">
  <property name="creationTime" //Comment: example value would be
    "2004-05-13T17:00:16.319Z"
    required="true" />
  <property name="globalInstanceId" //Comment: Automatically generated
    by Common Event Infrastructure
    required="true"/>
  <property name="sequenceNumber" //Comment: Source defined number
    for messages to be sent/sorted logically
    required="false"/>
  <property name="version" //Comment: Version of the event
    required="false"
    defaultValue="1.0.1"/>
```



```

<property name="sourceComponentId"
  path="sourceComponentId"
  required="true"/>
  <property name="application" //Comment: The name#version of the
source application generating the event. Example is "SampleConnector#3.0.0"
  path="sourceComponentId/application" required="false"/>
  <property name="component" //Comment: This will be the name#version
of the source component.
  path="sourceComponentId/component"
  required="true"
  defaultValue="ConnectorFrameWorkVersion#4.2.2"/>
  <property name="componentIdType" //Comment: specifies the format
and meaning of the component
  path="sourceComponentId/componentIdType"
  required="true"
  defaultValue="Application"/>
  <property name="executionEnvironment"
//Comment: Identifies the environment the application is running
in...example is "Windows 2000#5.0"
  path="sourceComponentId/executionEnvironment"
  required="false" />
  <property name="location" //Comment: The value of this is the
server name...example is "WQMI"
  path="sourceComponentId/location"
  required="true"/>
  <property name="locationType" //Comment specifies the format and
meaning of the location
  path="sourceComponentId/locationType"
  required="true"
  defaultValue="Hostname"/>
  <property name="subComponent" //Comment:further distinction
of the logical component
  path="sourceComponentId/subComponent"
  required="true"
  defaultValue="AppSide_Connector.AgentBusinessObjectManager"/>
  <property name="componentType" //Comment: well-defined name
used to characterize all instances of this component
  path="sourceComponentId/componentType"
  required="true"
  defaultValue="ADAPTER"/>
  <property name="situation" //Comment: Defines the type of
situation that caused the event to be reported
  path="situation"
  required="true"/>
  <property name="categoryName" //Comment: Specifies the type
of situation for the event
  path="situation/categoryName"
  required="true"
  defaultValue="StartSituation"/>
  <property name="situationType" //Comment: Specifies the type
of situation and disposition of the event
  path="situation/situationType"
  required="true"
  <property name="reasoningScope" //Comment: Specifies the scope
of the impact of the event
  path="situation/situationType/reasoningScope"
  required="true"
  permittedValue="INTERNAL"
  permittedValue="EXTERNAL"/>
  <property name="successDisposition" //Comment: Specifies the
success of event
  path="situation/situationType/successDisposition"
  required="true"
  permittedValue="SUCCESSFUL"
  permittedValue="UNSUCCESSFUL" />
  <property name="situationQualifier" //Comment: Specifies the
situation qualifiers for this event

```

```

        path="situation/situationType/situationQualifier"
        required="true"
        permittedValue="START_INITIATED"
        permittedValue="RESTART_INITIATED"
        permittedValue="START_COMPLETED" />
</eventDefinition>

```

XML format for "stop adapter" metadata

The metadata for "stop adapter" is the same as that for "start adapter" with the following exceptions:

- The default value for the categoryName property is StopSituation:

```

<property name="categoryName="
  //Comment: Specifies the type
  of situation for the event
    path="situation/categoryName"
    required="true"
    defaultValue="StopSituation"/>

```

- The permitted values for the situationQualifier property differ and are as follows for "stop adapter":

```

<property name="situationQualifier"
  //Comment: Specifies the situation qualifiers for this event
    path="situation/situationType/situationQualifier"
    required="true"
    permittedValue="STOP_INITIATED"
    permittedValue="ABORT_INITIATED"
    permittedValue="PAUSE_INITIATED"
    permittedValue="STOP_COMPLETED"
  />

```

XML format for "timeout adapter" metadata

The metadata for "timeout adapter" is the same as that for "start adapter" and "stop adapter" with the following exceptions:

- The default value for the categoryName property is ConnectSituation:

```

<property name="categoryName="
  //Comment: Specifies the type
  of situation for the event
    path="situation/categoryName"
    required="true"
    defaultValue="ConnectSituation"/>

```

- The permitted values for the situationQualifier property differ and are as follows for "timeout adapter":

```

<property name="situationQualifier" //Comment: Specifies
  the situation qualifiers for this event
    path="situation/situationType/situationQualifier"
    required="true"
    permittedValue="IN_USE"
    permittedValue="FREED"
    permittedValue="CLOSED"
    permittedValue="AVAILABLE"
  />

```

XML format for "request" or "delivery" metadata

At the end of this XML format are the extended data elements. The extended data elements for adapter request and delivery events represent data from the business object being processed. This data includes the name of the business object, the key (foreign or local) for the business object, and business objects that are children of parent business objects. The children business objects are then broken down into the same data as the parent (name, key, and any children business objects). This data is represented in an extended data element of the event definition. This data will change depending on which business object, which keys, and which child business objects are being processed. The extended data in this event definition is just an example and represents a business object named Employee with a key EmployeeId and a child business object EmployeeAddress with a key EmployeeId. This pattern could continue for as much data as exists for the particular business object.

```
<eventDefinition name="createEmployee" //Comment: This
extension name is always the business object verb followed by the business
object name
  parent="event">
  <property name="creationTime" //Comment: example value would be
"2004-05-13T17:00:16.319Z"
  required="true" />
  <property name="globalInstanceId" //Comment: Automatically generated
by Common Event Infrastructure
  required="true"/>
  <property name="localInstanceId" //Comment: Value is business
object verb+business object name+#+app name+ business object identifier
  required="false"/>
  <property name="sequenceNumber" //Comment: Source defined number
for messages to be sent/sorted logically
  required="false"/>
  <property name="version" //Comment: Version of the event...value is
set to 1.0.1
  required="false"
  defaultValue="1.0.1"/>
  <property name="sourceComponentId"
  path="sourceComponentId"
  required="true"/>
  <property name="application" //Comment: The name#version of the
source application generating the event...example is
"SampleConnector#3.0.0"
  path="sourceComponentId/application"
  required="false"/>
  <property name="component" //Comment: This will be the name#version
of the source component.
  path="sourceComponentId/component"
  required="true"
  defaultValue="ConnectorFrameWorkVersion#4.2.2"/>
  <property name="componentIdType" //Comment: specifies the format
and meaning of the component
  path="sourceComponentId/componentIdType"
  required="true"
  defaultValue="Application"/>
  <property name="executionEnvironment" //Comment: Identifies the
environment#version the app is running in...example is "Windows 2000#5.0"
  path="sourceComponentId/executionEnvironment"
  required="false" />
  <property name="instanceId" //Comment: Value is business object
verb+business object name+#+app name+ business object identifier
  path="sourceComponentId/instanceId"
  required="false"
  <property name="location" //Comment: The value of this is the
server name...example is "WQMI"
  path="sourceComponentId/location"
```

```

        required="true"/>
        <property name="locationType" //Comment specifies the format and
meaning of the location
        path="sourceComponentId/locationType"
        required="true"
        defaultValue="Hostname"/>
        <property name="subComponent" //Comment: further distinction of the
logical component-in this case the value is the name of the business
object
        path="sourceComponentId/subComponent"
        required="true"/>
        <property name="componentType" //Comment: well-defined name used
to characterize all instances of this component
        path="sourceComponentId/componentType"
        required="true"
        defaultValue="ADAPTER"/>
        <property name="situation" //Comment: Defines the type of
situation that caused the event to be reported
        path="situation"
        required="true"/>
        <property name="categoryName" //Comment: Specifies the type
of situation for the event
        path="situation/categoryName"
        required="true"
        permittedValue="CreateSituation"
        permittedValue="DestroySituation"
        permittedValue="OtherSituation" />
        <property name="situationType" //Comment: Specifies the type
of situation and disposition of the event
        path="situation/situationType"
        required="true"
        <property name="reasoningScope" //Comment: Specifies the scope
of the impact of the event
        path="situation/situationType/reasoningScope"
        required="true"
        permittedValue="INTERNAL"
        permittedValue="EXTERNAL"/>
        <property name="successDisposition" //Comment: Specifies the
success of event
        path="situation/situationType/successDisposition"
        required="true"
        permittedValue="SUCCESSFUL"
        permittedValue="UNSUCCESSFUL" />
        <extendedDataElements name="Employee" //Comment: name of business
object itself
        type="noValue"
        <children name="EmployeeId"
        type="string"/> //Comment: type is one of the
permitted values within Common Event Infrastructure documentation
        <children name="EmployeeAddress"
        type="noValue"/>
        <children name="EmployeeId"
        type="string"/>
        -
        -
        -
        </extendedDataElements
</eventDefinition>

```

Notices

This information was developed for products and services offered in the U.S.A.

IBM may not offer the products, services, or features discussed in this document in other countries. Consult your local IBM representative for information on the products and services currently available in your area. Any reference to an IBM product, program, or service is not intended to state or imply that only that IBM product, program, or service may be used. Any functionally equivalent product, program, or service that does not infringe any IBM intellectual property right may be used instead. However, it is the user's responsibility to evaluate and verify the operation of any non-IBM product, program, or service.

IBM may have patents or pending patent applications covering subject matter described in this document. The furnishing of this document does not grant you any license to these patents. You can send license inquiries, in writing, to:

*IBM Director of Licensing
IBM Corporation
North Castle Drive
Armonk, NY 10504-1785
U.S.A.*

For license inquiries regarding double-byte (DBCS) information, contact the IBM Intellectual Property Department in your country or send inquiries, in writing, to:

*IBM World Trade Asia Corporation Licensing
2-31 Roppongi 3-chome, Minato-ku
Tokyo 106-0032, Japan*

The following paragraph does not apply to the United Kingdom or any other country where such provisions are inconsistent with local law:

INTERNATIONAL BUSINESS MACHINES CORPORATION PROVIDES THIS PUBLICATION "AS IS" WITHOUT WARRANTY OF ANY KIND, EITHER EXPRESS OR IMPLIED, INCLUDING, BUT NOT LIMITED TO, THE IMPLIED WARRANTIES OF NON-INFRINGEMENT, MERCHANTABILITY OR FITNESS FOR A PARTICULAR PURPOSE. Some states do not allow disclaimer of express or implied warranties in certain transactions, therefore, this statement may not apply to you.

This information could include technical inaccuracies or typographical errors. Changes are periodically made to the information herein; these changes will be incorporated in new editions of the publication. IBM may make improvements and/or changes in the product(s) and/or the program(s) described in this publication at any time without notice.

Any references in this information to non-IBM Web sites are provided for convenience only and do not in any manner serve as an endorsement of those Web sites. The materials at those Web sites are not part of the materials for this IBM product and use of those Web sites is at your own risk.

IBM may use or distribute any of the information you supply in any way it believes appropriate without incurring any obligation to you.

Licensees of this program who wish to have information about it for the purpose of enabling: (i) the exchange of information between independently created programs and other programs (including this one) and (ii) the mutual use of the information which has been exchanged, should contact:

*IBM Corporation
577 Airport Blvd., Suite 800
Burlingame, CA 94010
U.S.A.*

Such information may be available, subject to appropriate terms and conditions, including in some cases, payment of a fee.

The licensed program described in this document and all licensed material available for it are provided by IBM under terms of the IBM Customer Agreement, IBM International Program License Agreement or any equivalent agreement between us.

Any performance data contained herein was determined in a controlled environment. Therefore, the results obtained in other operating environments may vary significantly. Some measurements may have been made on development-level systems and there is no guarantee that these measurements will be the same on generally available systems. Furthermore, some measurements may have been estimated through extrapolation. Actual results may vary. Users of this document should verify the applicable data for their specific environment.

Information concerning non-IBM products was obtained from the suppliers of those products, their published announcements or other publicly available sources. IBM has not tested those products and cannot confirm the accuracy of performance, compatibility or any other claims related to non-IBM products. Questions on the capabilities of non-IBM products should be addressed to the suppliers of those products.

All statements regarding IBM's future direction or intent are subject to change or withdrawal without notice, and represent goals and objectives only.

This information contains examples of data and reports used in daily business operations. To illustrate them as completely as possible, the examples include the names of individuals, companies, brands, and products. All of these names are fictitious and any similarity to the names and addresses used by an actual business enterprise is entirely coincidental.

COPYRIGHT LICENSE:

This information contains sample application programs in source language, which illustrate programming techniques on various operating platforms. You may copy, modify, and distribute these sample programs in any form without payment to IBM, for the purposes of developing, using, marketing or distributing application programs conforming to the application programming interface for the operating platform for which the sample programs are written. These examples have not been thoroughly tested under all conditions. IBM, therefore, cannot guarantee or imply reliability, serviceability, or function of these programs.

Each copy or any portion of these sample programs or any derivative work, must include a copyright notice as follows: © (your company name) (year). Portions of this code are derived from IBM Corp. Sample Programs. © Copyright IBM Corp. _enter the year or years_. All rights reserved.

If you are viewing this information softcopy, the photographs and color illustrations may not appear.

Programming interface information

Programming interface information, if provided, is intended to help you create application software using this program.

General-use programming interfaces allow you to write application software that obtain the services of this program's tools.

However, this information may also contain diagnosis, modification, and tuning information. Diagnosis, modification and tuning information is provided to help you debug your application software.

Warning: Do not use this diagnosis, modification, and tuning information as a programming interface because it is subject to change.

Trademarks and service marks

IBM and related trademarks:
<http://www.ibm.com/legal/copytrade.shtml>

Other company, product, or service names may be trademarks or service marks of others.

This product includes software developed by the Eclipse Project (<http://www.eclipse.org/>).

Index

A

- Accessing mainframe information 291
- Adapter
 - databases supported 10
 - dependencies 10
 - environment requirements 9
 - installed file structure 11
 - operating systems supported 9
 - third-party software supported 10
- Adapter Development Kit (ADK) 10
- Adapter framework 9
- ALL SCHEMAS 56
- Application Response Measurement instrumentation, support for 293
- Application-specific component 1
- Application-specific information
 - at attribute level 38
 - name-value parameters 39
 - at business-object level 37
 - for attributes that represent children 44
 - format for verbs 45
- Archive table 89
- Archiving behavior 5
- Attribute names 13
- Attribute properties 33

B

- bidirectional language support 7
- Binary data 45
- business object
 - samples 141, 145
- Business object
 - after-image 18
 - attribute names 13
 - attribute properties 33
 - comparison 20
 - create operations 3, 20
 - delete operations 4, 25
 - delta 18
 - DeltaUpdate operations 24
 - event ID 5
 - flat 14
 - hierarchical 3, 14
 - individual 3, 14
 - key value blank or null 289
 - metadata 2
 - multiple-cardinality relationship 14
 - naming conventions 13
 - processing 3
 - RetrievalByContent operations 3
 - retrieve operations 3, 21
 - retrieve-for-update operations 33
 - RetrieveByContent operations 22
 - samples 139
 - single-cardinality relationship 14
 - structure 13
 - top-level 3, 14
 - update operations 3, 19, 22

- Business object (*continued*)
 - verb processing 18, 20
- Business object definitions
 - generating with JDBC ODA 49
- Business Object Designer 52
 - BO Properties window 57
 - selecting database objects 55

C

- Commit 33
- Common Event Infrastructure
 - event catalog 296
 - metadata 296
- Configuration properties
 - connector-specific 66, 125
 - property details 126
 - standard 66
- Configure event and archive processing 90
- Connector
 - configuration properties 66
 - defined 1
- Connector architecture 2
- Connector Configurator 66
- Connector framework 1
- Connector manager script 11
- Create operations 20
- Create stored procedures 30
- Custom business object handler class 65

D

- Database triggers 5
- Databases supported 10
- Date conversion 94
- DB2 II Classic Federation for z/OS 291
- DB2 II Classic Federation Server
 - connecting to 291
 - no event delivery 291
- Delete operations 25
 - logical 26
 - physical 25
- Delete stored procedures 31
- DeltaUpdate operations 24
- Double-byte character sets 6

E

- Error and trace message files 51
- Error handling and logging 95
- Error messages 96
- Error types 95
- Event and archive processing 90
- Event and archive table
 - installing
 - SQL scripts 90
 - schema 91
 - event catalog, for Common Event Infrastructure 296

- Event delivery 89
- Event notification 5
- Event table 89

I

- IBM Tivoli Monitoring for Transaction Performance 293
- Installed file structure 11
- Installing
 - adapters
 - information about 11
 - integration broker 9

J

- Java Virtual Machine (JVM) 11
- JDBC
 - drivers 10
 - multi-driver support 65
 - specification 1
- JDBC ODA 49
 - business object definition 60
 - sample file 63
 - initialization properties 53
 - installing 49
 - launching 51
 - running multiple instances 51

K

- Key value blank or null 289

L

- Lost database connections 6

M

- Mainframe data access
 - preparing to use 291
 - request processing 291
 - SQL data access requests 291
 - using DB2 II Classic Federation for z/OS 291
- Message files, error and trace 51
- Metadata 2
- monitoring, of transactions 293
- Multiple-cardinality relationship 14, 16

O

- Object discovery agent (ODA) 49
- Operating systems supported 9

P

- Pass/fail scenarios
 - key value blank or null 289
- Polling for events 89
- Problems
 - mapping business objects 94
 - with startup 93

R

- Retrieve operations 21
- Retrieve-for-Update stored procedures 33
- RetrieveByContent operations 22
- RetrieveByContent stored procedures 32
- Rollback 33

S

- sample
 - business objects 141, 145
 - stored procedures 141, 145
- Sample business object definition file 63
- Sample business objects 139
- Script
 - connector manager 11
- Simple attribute 13
- Single-cardinality relationships
 - defined 14
 - that store relationship in the child 17
 - without ownership 15
- SmartFiltering mechanism 4
- SQL statements
 - overview 2
 - processing 30
 - using 26
- stored procedure
 - samples 145
- stored procedures
 - samples 141
- Stored procedures
 - create operations 30
 - defined 26
 - delete operations 31
 - examples 28
 - overview 2
 - processing 30
 - RetrieveByContent operations 32
 - selecting attributes 59
 - update operations 31
- Subscription delivery not available 291

T

- Third-party software supported 10
- Tivoli Monitoring for Transaction
 - Performance 293
- Tracing levels 52
- Tracing messages
 - types 95
- Transaction commit and rollback 33
- transaction monitoring 293
- Triggers 5

U

- Unicode character code set 7, 11
- Update operations 19, 22
- Update stored procedures 31

V

- Verb processing 18, 20
- Verifying installation 11

W

- Wrapper object 14, 18, 25



Printed in USA