

WebSphere® Application Server V4.0.1 for z/OS and
OS/390



System Management Scripting API

WebSphere[®] Application Server V4.0.1 for z/OS and
OS/390



System Management Scripting API

Note

Before using this information and the product it supports, be sure to read the general information under “Notices,” on page 267.

Seventh edition (July 2003)

This is a major revision of SA22-7835-05

This edition applies to WebSphere Application Server V4.0.1 for z/OS and OS/390 (5655-F31), and to all subsequent releases and modifications until otherwise indicated in new editions.

The most current versions of the WebSphere Application Server V4.0.1 for z/OS and OS/390 publications are at this Web site:

http://www.ibm.com/software/webservers/appserv/zos_os390/

© Copyright International Business Machines Corporation 2000, 2002. All rights reserved.

US Government Users Restricted Rights – Use, duplication or disclosure restricted by GSA ADP Schedule Contract with IBM Corp.

Contents

Figures	v
--------------------------	----------

About this book	vii
How this book is organized	vii
Where to find related information, tools, and supplements	vii
How to send your comments	ix

Summary of changes	xi
-------------------------------------	-----------

Chapter 1. Introduction	1
The SM Scripting API	1

Chapter 2. How to install the SM Scripting API	3
Steps for setting up the client environment	3

Chapter 3. CB390CMD	5
Action “start”	6
Action “stop”	7
Action “cancel”	8
Action “cancelrestart”	10
Action “list”	12

Chapter 4. CB390CFG	15
Conversations	15
Action “createconversation”	17
Action “deleteconversation”	19
Action “changeconversation”	21
Action “commitconversation”	23
Action “listconversation”	25
Sysplex	27
Action “changesysplex”	28
Action “listsysplex”	31
System	33
Action “createsystem”	34
Action “deletesystem”	36
Action “changesystem”	38
Action “listsystem”	40
Server	43
Action “createserver”	45
Action “deleteserver”	50
Action “changeserver”	52
Action “listserver”	57
Action “importserver”	59
Action “exportserver”	62
J2EE Server	64
Action “createj2eeserver”	67
Action “deletej2eeserver”	72
Action “changej2eeserver”	75
Action “listj2eeserver”	81
Action “importj2eeserver”	84
Action “exportj2eeserver”	87
J2EE application	90

Action “processearfile”	91
Action “listj2eeapplication”	93
Action “deletej2eeapplication”	96
Action “listj2eemodules”	99
Action “listj2eecomponents”	101
Server Instances	105
Action “createserverinstance”	106
Action “deleteserverinstance”	109
Action “changeserverinstance”	111
Action “listserverinstance”	113
Container	115
Action “createcontainer”	116
Action “deletecontainer”	119
Action “changecontainer”	121
Action “listcontainer”	124
LRM	126
Action “createlrm”	127
Action “deletelrm”	129
Action “changelrm”	131
Action “listlrm”	133
LRMI	135
Action “createlrmi”	136
Action “deletelrmi”	138
Action “changelrmi”	140
Action “listlrmi”	142
Container/LRM associations	144
Action “associatelrmwithcontainer”	146
Action “disassociatelrmfromcontainer”	147
Action “listlrmassociatedwithcontainer”	149
Application family	151
Action “importapplicationfamily”	153
Action “removeapplicationfamily”	155
Action “listapplicationfamily”	157
J2EE Resources	159
Action “createj2eeresource”	160
Action “deletej2eeresource”	162
Action “changej2eeresource”	164
Action “listj2eeresource”	165
J2EE Resource Instances	167
Action “createj2eeresourceinstance”	169
Action “deletej2eeresourceinstance”	172
Action “changej2eeresourceinstance”	174
Action “listj2eeresourceinstance”	176

Chapter 5. Direct Deployment Tool/390fy	179
Overview	179
Steps for installing 390fy	180
Names and locations used in our 390fy examples	185
General 390fy options	186
Debugging and serviceability options	186
Input and output options	188
WebApp processing options	189
Resolve 390fy options	189
EJB to JNDI-name mapping	190

ejb-ref to target EJB's jndi-name mapping	193
resource-ref to target server resource name mapping	196
env-entry to env-entry-value mapping	200
unresolved list option	203
Chapter 6. XMLGEN.	207
Chapter 7. XMLPARSE	209
Chapter 8. XMLFIND	211
Chapter 9. XMLEXTRACT	213
Chapter 10. Default XML files	215
inputcreateconversation.xml	215
inputdeleteconversation.xml	215
inputchangeconversation.xml	216
inputcommitconversation.xml	216
inputlistconversation.xml	217
inputchangesysplex.xml	217
inputlistsysplex.xml	218
inputcreatesystem.xml	219
inputchangesystem.xml	219
inputlistsystem.xml	220
inputdeletesystem.xml	221
inputcreateserver.xml	221
inputdeleteserver.xml	223
inputchangeserver.xml	224
inputlistserver.xml	225
inputimportserver.xml	226
inputexportserver.xml	227
inputlistj2eeapplication.xml	227
inputdeletej2eeapplication.xml	228
inputlistj2eecomponents.xml	228
inputlistj2eemodules.xml	229
inputcreatej2eeserver.xml	230
inputdeletej2eeserver.xml	232
inputchangej2eeserver.xml	232
inputlistj2eeserver.xml	234
inputimportj2eeserver.xml	235
inputexportj2eeserver.xml	235
inputcreateserverinstance.xml	236
inputdeleteserverinstance.xml	237

inputchangeserverinstance.xml	238
inputlistserverinstance.xml	238
inputcreatecontainer.xml	239
inputdeletecontainer.xml	240
inputchangecontainer.xml	240
inputlistcontainer.xml	241
inputcreatelrm.xml	242
inputdeletelrm.xml	242
inputchangelrm.xml	243
inputlistlrm.xml	244
inputcreatelrmi.xml	244
inputdeletelrmi.xml	245
inputchangelrmi.xml	246
inputlistlrmi.xml	246
inputassociatelrmwithcontainer.xml	247
inputdisassociatelrmfromcontainer.xml	248
inputlistlrmassociatedwithcontainer.xml	248
inputimportapplicationfamily.xml	249
inputremoveapplicationfamily.xml	250
inputlistapplicationfamily.xml	250
inputprocessearfile.xml	251
inputcreatej2eeresource.xml	251
inputdeletej2eeresource.xml	252
inputchangej2eeresource.xml	253
inputlistj2eeresource.xml	253
inputcreatej2eeresourceinstance.xml	254
inputdeletej2eeresourceinstance.xml	255
inputchangej2eeresourceinstance.xml	255
inputlistj2eeresourceinstance.xml	256

Chapter 11. Sample REXX scripts.	257
Change attributes of active server	257
Add container and LRM to active server	259
Delete application from active server	262

Appendix. Notices	267
Examples in this book	268
Disclaimer - Programming Interface information	269
Trademarks	269

Glossary	271
---------------------------	------------

Index	273
------------------------	------------

Figures

About this book

This book introduces the IBM WebSphere Application Server V4.0.1 for z/OS and OS/390 Systems Management Scripting API product. It describes the major functions and features of the product and gives a short reference about how to upgrade a running system for the SM Scripting API. This book is not meant to replace documentation for the Systems Management - End User Interface (SMEUI)—that information can be found in *WebSphere Application Server V4.0.1 for z/OS and OS/390: System Management User Interface*, SA22-7838. This book only describes the functionality of the SM Scripting API.

Note: The full product name is "WebSphere Application Server V4.0.1 for z/OS and OS/390," hereafter referred to in this text as "WebSphere for z/OS."

How this book is organized

The following is an overview of the chapter order and contents:

- Chapter 1, "Introduction," on page 1 introduces the SM Scripting API.
- Chapter 2, "How to install the SM Scripting API," on page 3 describes how to install (upgrade to) the SM Scripting API on a system that is already running.
- Chapter 3, "CB390CMD," on page 5 describes specifics of the command processor CB390CMD.
- Chapter 4, "CB390CFG," on page 15 describes specifics of the configurater CB390CFG.
- Chapter 5, "Direct Deployment Tool/390fy," on page 179 describes the Direct Deployment Tool/390fy.
- Chapter 6, "XMLGEN," on page 207 describes specifics of the REXX script XMLGEN.
- Chapter 7, "XMLPARSE," on page 209 describes specifics of the REXX script XMLPARSE.
- Chapter 8, "XMLFIND," on page 211 describes specifics of the REXX script XMLFIND.
- Chapter 9, "XMLEXTRACT," on page 213 describes specifics of the REXX script XMLEXTRACT.
- Chapter 10, "Default XML files," on page 215 lists the default values of the SMEUI that can be modified by the user.
- Chapter 11, "Sample REXX scripts," on page 257 provides examples for various actions you can take with REXX scripts.
- "Notices," on page 267 provides notices about programming interfaces, examples used in this book, and trademarks.

Where to find related information, tools, and supplements

This is a list of books that are in the WebSphere for z/OS library. They can be found by accessing the following Web site:

http://www.ibm.com/software/webservers/appserv/zos_os390/library/

- *WebSphere Application Server V4.0.1 for z/OS and OS/390: Program Directory*, GI10-0680, describes the elements of and the installation instructions for WebSphere for z/OS.

- *WebSphere Application Server V4.0.1 for z/OS and OS/390: License Information*, LA22-7855, describes the license information for WebSphere for z/OS.
- *WebSphere Application Server V4.0.1 for z/OS and OS/390: Installation and Customization*, GA22-7834, describes the planning, installation, and customization tasks and guidelines for WebSphere for z/OS.
- *WebSphere Application Server V4.0.1 for z/OS and OS/390: Messages and Diagnosis*, GA22-7837, provides diagnosis information and describes messages and codes associated with WebSphere for z/OS.
- *WebSphere Application Server V4.0.1 for z/OS and OS/390: Operations and Administration*, SA22-7835, describes system operations and administration tasks.
- *WebSphere Application Server V4.0.1 for z/OS and OS/390: Assembling J2EE Applications*, SA22-7836, describes how to develop, assemble, and install J2EE applications in a WebSphere for z/OS J2EE server.
- *WebSphere Application Server V4.0.1 for z/OS and OS/390: Assembling CORBA Applications*, SA22-7848, describes how to develop, assemble, and deploy CORBA applications in a WebSphere for z/OS (MOFW) server.
- *WebSphere Application Server V4.0.1 for z/OS and OS/390: System Management User Interface*, SA22-7838, describes the system administration and operations tasks as provided in the Systems Management User Interface.
- *WebSphere Application Server V4.0.1 for z/OS and OS/390: System Management Scripting API*, SA22-7839, describes the functionality of the WebSphere for z/OS Systems Management Scripting API product.
- *WebSphere Application Server V4.0.1 for z/OS and OS/390: Migration*, GA22-7860, describes migration procedures for WebSphere for z/OS.

Here are some other WebSphere Application Server books on that Web site that you might find particularly helpful:

- *WebSphere Application Server for OS/390 V3.5 Standard Edition Planning, Installing, and Using*, GC34-4835, provides information about running the Version 3.5 runtime shipped with the V4.0.1 product within the HTTP Server address space. You can use this configuration if you want to continue running non-J2EE-compliant Web applications in the V3.5 runtime within the HTTP Server address space while migrating to the full WebSphere for z/OS run time.
- *Building Business Solutions with WebSphere*, SC09-4432

The integrated WebSphere Application Server Advanced Edition and WebSphere Application Server Enterprise Edition InfoCenter includes CORBA (MOFW) information you need to code CORBA (MOFW) components. Go to:

<http://www.ibm.com/software/webservers/appserv/infocenter.html>

For additional WebSphere for z/OS tools and supplements, go to the following Web site and select the download link:

http://www.ibm.com/software/webservers/appserv/zos_os390/

You might also need to refer to information about other z/OS or OS/390 elements and products. All of this information is available through links at the following Internet locations:

<http://www.ibm.com/servers/eserver/zseries/zos/>
<http://www.ibm.com/servers/s390/os390/>

How to send your comments

Your feedback is important in helping to provide the most accurate and highest quality information. You can e-mail your comments to:

`wasdoc@us.ibm.com`

or fax them to 919-254-0206.

Be sure to include the document name and number, the WebSphere Application Server version, and, if applicable, the specific page, table, or figure number on which you are commenting.

When you send information to IBM, you grant IBM a nonexclusive right to use or distribute the information in any way it believes appropriate without incurring any obligation to you.

Summary of changes

**Summary of changes
for SA22-7839-06
WebSphere for z/OS V4.0.1
as updated, July 2003
service level W401508**

This book contains information previously presented in SA22-7839-05, which supports WebSphere for z/OS. The following is a summary of changes to this information:

Chapter 5, "Direct Deployment Tool/390fy," on page 179 contains changes made to the Direct Deployment Tool/390fy, which specifically consist of:

- "syntax" on page 180
- "syndet" on page 181
- "Debugging and serviceability options" on page 186
- Added the -JNDIejbpb option in "EJB to JNDI-name mapping" on page 190
- Added the -resrefsx option in "resource-ref to target server resource name mapping" on page 196
- "env-entry to env-entry-value mapping" on page 200

Chapter 10, "Default XML files," on page 215 contains changes made to the following XML files:

- "inputcreateserver.xml" on page 221
- "inputcreatej2eeserver.xml" on page 230

**Summary of changes
for SA22-7839-05
WebSphere for z/OS V4.0.1
as updated, September 2002
PTFs UQ90051, UQ90052, and UQ70037
APARs PQ65206, PO65207, and PQ66463
service level W401400**

This book contains information previously presented in SA22-7839-04, which supports WebSphere for z/OS. The following is a summary of changes to this information:

- Chapter 5, "Direct Deployment Tool/390fy," on page 179 describes the new Direct Deployment Tool/390fy.
- Due to APAR PQ63259, the actual script code was removed from the following chapters:
 - Chapter 6, "XMLGEN," on page 207
 - Chapter 7, "XMLPARSE," on page 209
 - Chapter 8, "XMLFIND," on page 211
 - Chapter 9, "XMLEXTRACT," on page 213

Technical changes or additions to the text and illustrations are indicated by a vertical line to the left of the change.

**Summary of changes
for SA22-7839-04
WebSphere for z/OS V4.0.1
as updated, July 2002
service level W401082**

This book contains information previously presented in SA22-7839-03, which supports WebSphere for z/OS. The following is a summary of changes to this information:

The following sections were added or changed:

Note: Most of these sections were only updated for accuracy to correct errors that appeared in all past versions of the book. The sections that have new or changed major content have expanded entries.

- Chapter 3, "CB390CMD," on page 5 (due to APARs PQ61511)
- "Action "start"" on page 6
- "Action "stop"" on page 7
- "Action "cancel"" on page 8
- "Action "cancelrestart"" on page 10
- "Action "list"" on page 12

Technical changes or additions to the text and illustrations are indicated by a vertical line to the left of the change.

**Summary of changes
for SA22-7839-03
WebSphere for z/OS V4.0.1
as updated, March 2002
service level W401038**

This book contains information previously presented in SA22-7839-02, which supports WebSphere for z/OS. The following is a summary of changes to this information:

The following sections were added or changed:

Note: Most of these sections were only updated for accuracy to correct errors that appeared in all past versions of the book. The sections that have new or changed major content have expanded entries.

- Chapter 3, "CB390CMD," on page 5
- "Action "start"" on page 6
- "Action "stop"" on page 7
- "Action "cancel"" on page 8
- "Action "cancelrestart"" on page 10
- "Action "list"" on page 12
- "Conversations" on page 15
- "Sysplex" on page 27 (due to APARs PQ55873, PQ53749, and PQ52868)
- "System" on page 33
- "Server" on page 43
- "J2EE Server" on page 64

- “J2EE application” on page 90
- “Server Instances” on page 105
- “Application family” on page 151
- “J2EE Resource Instances” on page 167
- “inputchangeconversation.xml” on page 216
- “inputchangesysplex.xml” on page 217 (due to APARs PQ55873, PQ53749, and PQ52868)
- “inputimportserver.xml” on page 226
- “inputexportserver.xml” on page 227
- “inputcreatej2eeserver.xml” on page 230
- “inputchangej2eeserver.xml” on page 232
- “inputimportj2eeserver.xml” on page 235
- “inputexportj2eeserver.xml” on page 235
- “inputimportapplicationfamily.xml” on page 249
- “inputprocessearfile.xml” on page 251
- “inputcreatej2eeresource.xml” on page 251
- “inputcreatej2eeresourceinstance.xml” on page 254

Technical changes or additions to the text and illustrations are indicated by a vertical line to the left of the change.

**Summary of changes
for SA22-7839-02
WebSphere for z/OS V4.0.1
as updated, October 2001**

This book contains information previously presented in SA22-7839-01, which supports WebSphere for z/OS. The following is a summary of changes to this information:

The following sections were added or changed:

- Chapter 4, “CB390CFG,” on page 15
- “Action “createserver”” on page 45
- “Action “changeserver”” on page 52
- “Action “createj2eeserver”” on page 67
- “Action “changej2eeserver”” on page 75
- “J2EE Resources” on page 159
- “J2EE Resource Instances” on page 167
- Chapter 6, “XMLGEN,” on page 207
- Chapter 7, “XMLPARSE,” on page 209
- Chapter 8, “XMLFIND,” on page 211
- Chapter 9, “XMLEXTRACT,” on page 213
- “inputcreateserver.xml” on page 221
- “inputchangeserver.xml” on page 224
- “inputcreatej2eeserver.xml” on page 230
- “inputchangej2eeserver.xml” on page 232

**Summary of changes
for SA22-7839-01
WebSphere for z/OS
as updated, June 2001,
service level W400018**

This book contains information previously presented in SA22-7839-00, which supports WebSphere for z/OS. The following is a summary of changes to this information:

The following APARs required changes to this book:

- APAR PQ48859 (PTF UQ54362, service level W400012)
- APAR PQ49215 (PTF UQ54755, service level W400014)

Changes have been made to the following topics:

- The whole book was edited for readability.
- “Steps for setting up the client environment” on page 3
- Chapter 4, “CB390CFG,” on page 15
- Chapter 6, “XMLGEN,” on page 207
- “inputcreateserver.xml” on page 221
- “inputcreatej2eeserver.xml” on page 230

Chapter 1. Introduction

This chapter introduces the SM Scripting API.

The SM Scripting API

The SM Scripting API is an additional feature of the WebSphere for z/OS Systems Management. The functionality that is provided by the SM Scripting API is exactly the same as the SMEUI, which is already part of WebSphere for z/OS. To use the SM Scripting API, the user needs to know how to write a REXX script, because REXX is, for this moment, the only script language that is supported by the SM Scripting API.

A typical SM Scripting API script consists of three parts:

- One part to generate the input file
- One part to call the function
- One part to process the result

To make life easier, there are already functions written in REXX for these three parts. These functions are:

- CB390CMD(...) for calling an operations function
- CB390CFG(...) for calling an administrations function
- XMLGEN(...) for generating the input file
- XMLPARSE(...) for parsing the result
- XMLFIND(...) for finding a special attribute or value
- XMLEXTRACT(...) for extracting a known attribute

To use one of the administration functions, the default XML files must be present. Each default XML file lists all valid attributes for the corresponding administrative function. The style of the document is given by the Document Type Definition (DTD).

Chapter 2. How to install the SM Scripting API

The SM Scripting API is now a fully-integrated part of WebSphere for z/OS, so it comes pre-installed. Therefore, the only purpose of this chapter is to help you set up the client environment.

Note: The product that is referred to in this text as the "Administration application" may be seen elsewhere with one of the following informal names:

- SMEUI
- SMGUI
- GUI

Steps for setting up the client environment

Important: These steps must be performed each time you log in to OMVS.

Perform these steps to set up the client environment:

Note: Commands are case-sensitive.

1. Open OMVS.
2. To enable Java clients on z/OS or OS/390, add the following values to the environment variables LIBPATH and CLASSPATH:

```
export LIBPATH=$LIBPATH:/lib:/usr/lpp/java/IBM/J1.3/bin:/usr/lpp/java/IBM/J1.3/bin/classic:/usr/lpp/WebSphere/lib
```

(The above command should be all on one line.)

```
export CLASSPATH=$CLASSPATH:path/ws390crt.jar
```

where the default *path* for these files is */usr/lpp/WebSphere/lib*.

To learn more about the environment variables LIBPATH, CLASSPATH, and PATH, refer to the chapter "Application development and client environments" in *WebSphere Application Server V4.0.1 for z/OS and OS/390: Installation and Customization*, GA22-7834.

3. Add the new JAR (Java Archive) files to the existing CLASSPATH. This is done by typing the following commands:

```
export CLASSPATH=$CLASSPATH:/usr/lpp/WebSphere/lib/xerces.jar
export CLASSPATH=$CLASSPATH:/usr/lpp/WebSphere/lib/ws390sms.jar
```

4. Add a new path to the PATH environment variable by typing the following command:

```
export PATH=$PATH:/usr/lpp/java/IBM/J1.3/bin:/usr/lpp/WebSphere/bin
```

5. Add a new environment variable by typing the following command:

```
export DEFAULT_CLIENT_XML_PATH=/usr/lpp/WebSphere/samples/smapi
```

6. You can make sure that the settings have taken hold by typing the following commands:

```
echo $CLASSPATH
echo $DEFAULT_CLIENT_XML_PATH
echo $PATH
```

In all cases, the settings you have made before must be added to the end of each string.

Make sure that the userid you use for OMVS is registered as a WebSphere for z/OS Systems Management Administrator. CBADMIN works well in this case. If you don't use CBADMIN, you need to define another userid to be a Systems Management Administrator. See the section "Adding a new administrator for the Administration application" in *WebSphere Application Server V4.0.1 for z/OS and OS/390: Installation and Customization*, GA22-7834, for more information on how to define a new administrator via the Administration application (SM EUI).

Notes:

1. The scripts cannot be run from another userid that has done a "switch user" to become CBADMIN.
2. IBM provides a sample file called *client_environment* to which you can refer for more information. This file can be found in the directory `/usr/lpp/WebSphere/samples/smapi`.

That's it. Now you can use the SM Scripting API. Have fun writing your REXX scripts!

Chapter 3. CB390CMD

CB390CMD is a command processor that controls servers or server instances in the active configuration. The SM Scripting API provides the same functionality as the SM Operations EUI.

Syntax

```
rc = CB390CMD (" -action- 'start'
               'stop'
               'cancel'
               'cancelrestart'
               'list'
               -servername- 'servername'
               -serverinstancename- 'serverinstancename'
               -output- 'outputfilename' -")
```

Syntax details

rc Return code from performed operation. This indicates if the operation ended without errors (rc = 0) or if an error occurred (rc = 4).

-action

Describes the function that should be performed. The following functions are implemented in the CB390CMD API:

start Causes the server or server instance to be started.

stop Causes the server or server instance to be stopped.

cancel Causes the server or server instance to be canceled.

cancelrestart

Causes the server or server instance to be canceled and restarted.

list Causes the server or server instance to be listed.

-servername

Name of the server that is being operated on.

-serverinstancename

Name of the server instance that is being operated on. The server instance is an optional parameter. If it is not present, it is similar to "*" (indicates all).

-output

Temporary output file that stores the results of the action. The output file contains further information. All server instances are listed there, including the belonging server and the server instance state. There are examples of the output in the descriptions of the functions. The functions XMLPARSE (Chapter 7, "XMLPARSE," on page 209), XMLFIND (Chapter 8, "XMLFIND," on page 211) and XMLEXTRACT (Chapter 9, "XMLEXTRACT," on page 213) are used to work with the output file.

Note: The output file will be written to a file into the /tmp directory (i.e. /tmp/outputfilename).

Action “start”

This action causes the server or server instance to be started.

Syntax

```
rc = CB390CMD(" -action 'start' -servername 'servername'
              -serverinstancename 'serverinstancename'
              -output 'outputfilename' ")
```

Syntax details

rc The return code (rc) is "0" if no errors were detected. If the return code (rc) is "4", an error has occurred while processing the action.

servername

This parameter specifies the name of the server on which the function start should be operated. If the server name equals "*", then the specified server instance will be started on all servers to which it pertains. For example, if the server name is "*" and the server instance name is "*", then all server instances in all server will be started.

serverinstancename

This optional parameter specifies the name of the server instance on which the function start should operate. If the server instance name equals "*" or is not present, then all server instances will start on the specified server.

outputfilename

This parameter specifies the file name to where the output data of the function start should be written. To work with the output file, use functions such as XMLPARSE (Chapter 7, "XMLPARSE," on page 209), XMLFIND (Chapter 8, "XMLFIND," on page 211) and XMLEXTRACT (Chapter 9, "XMLEXTRACT," on page 213).

Note: The output file will be written to a file into the /tmp directory (i.e. /tmp/outputfilename).

Example script

Here is an example REXX script that starts all server instances in server BBOASR1. After all server instances are started, the REXX script XMLPARSE will list the output file on the screen.

```
/* REXX function */
call syscalls 'ON'
signal on error

rc = 0

rc = CB390CMD("-action 'start' -servername 'BBOASR1'
              -serverinstancename '*' -output 'FCT33'")
if (rc == 4) then do
  say "FCT Test #33 failed"
  exit
end
```

```

rc = XMLPARSE("FCT33" "ALL")
if (rc == 4) then do
  say "FCT Test #33 failed while XMLPARSE"
  exit
end
say "FCT Test #33 completed"
exit

error:
say "Error in FCT Test #33" rc "at line" sigl
say sourceline(sigl)
exit

```

Example output file

The output file may look like this:

```

administratorname.1 CBADMIN
capabilitylevel.1 2
functionlevel.1 2
serverinstancename.1 BBOASR1A
serverinstancestatus.1 Active
administratorname.2 CBADMIN
capabilitylevel.2 2
functionlevel.2 2
serverinstancename.2 BBOASR1B
serverinstancestatus.2 Active
status 0
message.1 OK
count 2

```

Action “stop”

This action causes the server or server instance to be stopped.

Syntax

```

▶— rc = CB390CMD—(“— -action—'stop' — -servername—'servername' —————▶
|
| —serverinstancename—'serverinstancename' —|
|
▶— -output—'outputfilename' —”)—————▶

```

Syntax details

rc The return code (rc) is "0" if no errors were detected. If the return code (rc) is "4", an error has occurred while processing the action.

servername

This parameter specifies the name of the server on which the function stop should be operated. If the server name equals "*", then the specified server instance will be stopped in all servers to which it pertains. For example, if the server name is "*" and the server instance name is "*", then all server instances on all servers will be stopped.

serverinstancename

This optional parameter specifies the name of the server instance on which the function stop should operate. If the server instance name equals "*" or is not present, then all server instances will be stopped in the specified server.

outputfilename

This parameter specifies the file name to where the output data of the

function stop should be written. To work with the output file, use functions such as XMLPARSE (Chapter 7, “XMLPARSE,” on page 209), XMLFIND (Chapter 8, “XMLFIND,” on page 211) and XMLEXTRACT (Chapter 9, “XMLEXTRACT,” on page 213).

Note: The output file will be written to a file into the /tmp directory (i.e. /tmp/outputfilename).

Example script

Here is an example REXX script that stops all server instances in server BBOASR1. After the server instances are stopped, the REXX script XMLPARSE will list the output file on the screen.

```
/* REXX function */
call syscalls 'ON'
signal on error

rc = 0

rc = CB390CMD("-action 'stop' -servername 'BBOASR1'
             -serverinstancename '*' -output 'FCT34'")
if (rc == 4) then do
  say "FCT Test #34 failed"
  exit
end

rc = XMLPARSE("FCT34" "ALL")
if (rc == 4) then do
  say "FCT Test #34 failed while XMLPARSE"
  exit
end
say "FCT Test #34 completed"
exit

error:
say "Error in FCT Test #34" rc "at line" sigl
say sourceline(sigl)
exit
```

Example output file

The output file may look like this:

```
administratorname.1 CBADMIN
capabilitylevel.1 2
functionlevel.1 2
serverinstancename.1 BBOASR1A
serverinstancestatus.1 Stopped
administratorname.2 CBADMIN
capabilitylevel.2 2
functionlevel.2 2
serverinstancename.2 BBOASR1B
serverinstancestatus.2 Stopped
status 0
message.1 OK
count 2
```

Action “cancel”

This action causes the server or server instance to be canceled.

Syntax

```
►► rc = CB390CMD(“ — -action—'cancel' — -servername—'servername' —►►
```



```

└──┬──────────────────────────────────────────────────────────────────────────────────┘
  -serverinstancename—'serverinstancename' ┘
└──┬──────────────────────────────────────────────────────────────────────────────────┘
  -output—'outputfilename' —") ┘

```

Syntax details

rc The return code (rc) is "0" if no errors were detected. If the return code (rc) is "4", an error has occurred while processing the action.

servername

This parameter specifies the name of the server on which the cancel function should be operated. If the server name equals "*", then the specified server instance will be canceled on all servers to which it pertains. For example, if the server name is "*" and the server instance name is "*", then all server instances in all servers will be canceled.

serverinstancename

This optional parameter specifies the name of the server instance on which the function cancel should operate. If the server instance name equals "*" or is not present, then all server instances will be canceled in the specified server.

outputfilename

This parameter specifies the file name to where the output data of the function cancel function should be written. To work with the output file, use functions such as XMLPARSE (Chapter 7, "XMLPARSE," on page 209), XMLFIND (Chapter 8, "XMLFIND," on page 211) and XMLEXTRACT (Chapter 9, "XMLEXTRACT," on page 213).

Note: The output file will be written to a file into the /tmp directory (i.e. /tmp/outputfilename).

Example script

Here is an example REXX script that cancels all server instances in server BBOASR1. After the server instances are cancelled, the REXX script XMLPARSE will list the output file on the screen.

```

/* REXX function */
call syscalls 'ON'
signal on error

rc = 0

rc = CB390CMD("-action 'cancel' -servername 'BBOASR1'
             -serverinstancename '*' -output 'FCT35'")
if (rc == 4) then do
  say "FCT Test #35 failed"
  exit
end

rc = XMLPARSE("FCT35" "ALL")
if (rc == 4) then do
  say "FCT Test #35 failed while XMLPARSE"
  exit
end
say "FCT Test #35 completed"
exit

error:
say "Error in FCT Test #35" rc "at line" sigl
say sourceline(sigl)
exit

```

Example output file

The output file may look like this:

```
administratorname.1 CBADMIN
capabilitylevel.1 2
functionlevel.1 2
serverinstancename.1 BBOASR1A
serverinstancestatus.1 Stopped
administratorname.2 CBADMIN
capabilitylevel.2 2
functionlevel.2 2
serverinstancename.2 BBOASR1B
serverinstancestatus.2 Stopped
status 0
message.1 OK
count 2
```

Note: The output of this function is very critical because the server instance on which the function performs may not have been canceled immediately. So the state that is shown for the server instance here may not be the correct one.

Action “cancelrestart”

This action causes the server or server instance to be canceled and restarted.

Syntax

```
rc = CB390CMD—" — -action—'cancelrestart' —————>
-servername—'servername' —————>
└── -serverinstancename—'serverinstancename' ─┘
- output—'outputfilename' —") —————>>
```

Syntax details

rc The return code (rc) is "0" if no errors were detected. If the return code (rc) is "4", an error has occurred while processing the action.

servername

This parameter specifies the name of the server on which the cancelrestart function should operate. If the server name equals "*", then the specified server instance will be canceled and restarted in all servers to which it pertains. For example, if the server name is "*" and the server instance name is "*", then all server instances in all servers will be canceled and restarted.

serverinstancename

This optional parameter specifies the name of the server instance on which the function cancelrestart should operate. If the server instance name equals "*" or is not present, then all server instances will be canceled and restarted in the specified server.

outputfilename

This parameter specifies the file name to where the output data of the function cancelrestart should be written. To work with the output file, use functions such as XMLPARSE (Chapter 7, "XMLPARSE," on page 209

209), XMLFIND (Chapter 8, "XMLFIND," on page 211) and XMLEXTRACT (Chapter 9, "XMLEXTRACT," on page 213).

Note: The output file will be written to a file into the /tmp directory (i.e. /tmp/outputfilename).

Example script

Here is an example REXX script that cancels and restarts all server instances in server BBOASR1. After the server instances are cancelled and restarted, the REXX script XMLPARSE will list the output file on the screen.

```
/* REXX function */
call syscalls 'ON'
signal on error

rc = 0

rc = CB390CMD("-action 'cancelrestart' -servername 'BBOASR1'
              -serverinstancename '*' -output 'FCT36'")
if (rc == 4) then do
  say "FCT Test #36 failed"
  exit
end

rc = XMLPARSE("FCT36" "ALL")
if (rc == 4) then do
  say "FCT Test #36 failed while XMLPARSE"
  exit
end
say "FCT Test #36 completed"
exit

error:
say "Error in FCT Test #36" rc "at line" sigl
say sourceline(sigl)
exit
```

Example output file

The output file may look like this:

```
administratorname.1 CBADMIN
capabilitylevel.1 2
functionlevel.1 2
serverinstancename.1 BBOASR1A
serverinstancestatus.1 Stopped
administratorname.2 CBADMIN
capabilitylevel.2 2
functionlevel.2 2
serverinstancename.2 BBOASR1B
serverinstancestatus.2 Stopped
status 0
message.1 OK
count 2
```

Note: The output of this function is very critical because the server instance on which the function performs may not have been canceled and restarted immediately. So the state that is shown for the server instance here may not be the correct one.

Action “list”

This action causes the server or server instance to be listed.

Syntax

```
rc = CB390CMD(" -action 'list' -servername 'servername'
              -serverinstancename 'serverinstancename'
              -output 'outputfilename' ")
```

Syntax details

rc The return code (rc) is "0" if no errors were detected. If the return code (rc) is "4", an error has occurred while processing the action.

servername

This parameter specifies the name of the server on which the list function should be operated. If the server name equals "*", then the specified server instance will be listed in all servers to which it pertains. For example, if the server name is "*" and the server instance name is "*", then all server instances in all servers will be listed.

serverinstancename

This optional parameter specifies the name of the server instance on which the function list should operate. If the server instance name equals "*" or is not present, then all server instances will be listed in the specified server.

outputfilename

This parameter specifies the file name to where the output data of the function list should be written. To work with the output file, use functions such as XMLPARSE (Chapter 7, “XMLPARSE,” on page 209), XMLFIND (Chapter 8, “XMLFIND,” on page 211) and XMLEXTRACT (Chapter 9, “XMLEXTRACT,” on page 213).

Note: The output file will be written to a file in the /tmp directory (i.e. /tmp/outputfilename).

Example script

Here is an example REXX script that lists all server instances in all servers. After the server instances are listed, the REXX script XMLPARSE will list the output file on the screen.

```
/* REXX function */
call syscalls 'ON'
signal on error

rc = 0

rc = CB390CMD("-action 'list' -servername '*'
              -serverinstancename '*' -output 'FCT47'")
if (rc == 4) then do
  say "FCT Test #47 failed"
  exit
end

rc = XMLPARSE("FCT47" "ALL")
if (rc == 4) then do
  say "FCT Test #47 failed while XMLPARSE"
```

```
    exit
end
say "FCT Test #47 completed"
exit

error:
say "Error in FCT Test #47" rc "at line" sigl
say sourceline(sigl)
exit
```

Example output file

The output file may look like this:

```
administratorname.1 CBADMIN
capabilitylevel.1 2
functionlevel.1 2
serverinstancename.1 BBOASR4A
serverinstancestatus.1 Stopped
status 0
message.1 OK
count 1
```

Chapter 4. CB390CFG

CB390CFG is used to configure z/OS or OS/390 servers and applications. It provides the same functionality as the SM Administration EUI.

Syntax

```
rc = CB390CFG (" -action- 'actionname' ->
-xmlinput- 'defaultxmlfilename' ->
  -input- 'inputfilename' ->
-output- 'outputfilename' -") ->
```

Syntax Details

rc Return code from the performed operation. This signals if the operation ended without errors (rc = 0) or if an error occurred (rc = 4).

-action

Describes the function that should be performed. The actions are described in the the following sections.

-xmlinput

Name of the default XML file. This is an XML file that contains the attributes that are required for the operation. The document type definition (DTD) is coded here. All default XML files are listed in Chapter 10, "Default XML files," on page 215.

-input

Name of the parameter input file that consists of name-value pairs to be merged with the values specified in the default XML file. This parameter is optional. The REXX function XMLGEN can be used to generate a parameter input file. The function XMLGEN is described in the section Chapter 6, "XMLGEN," on page 207.

-output

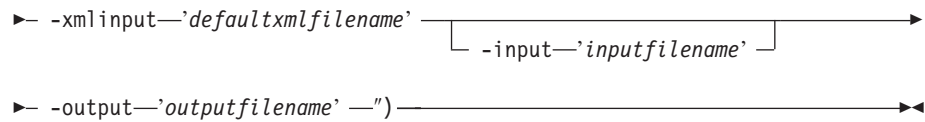
Temporary output file that stores the result of the action and further information. There are examples of the output in the description of the functions. To work with the output file, use functions such as XMLPARSE (Chapter 7, "XMLPARSE," on page 209), XMLFIND (Chapter 8, "XMLFIND," on page 211) and XMLEXTRACT (Chapter 9, "XMLEXTRACT," on page 213).

Conversations

These functions are for the modification of a conversation.

Syntax

```
rc = CB390CFG (" -action- '
  create-
  delete-
  change-
  commit-
  list-
conversation- ") ->
```



Syntax details

rc The return code (rc) is "0" if no errors were detected. If the return code (rc) is "4", an error has occurred while processing the action.

-action

createconversation

Causes a new conversation to be created.

deleteconversation

Causes the conversation to be deleted.

changeconversation

Causes the conversation to be changed

commitconversation

Causes the conversation to be committed and activated.

listconversation

Causes the conversation to be listed.

-xmlinput

This is the default XML file. All required parameters for the action to be performed must be specified in this file. It is an XML file with a document type definition (DTD) that only specifies the structure of the document. The user can specify default values for each parameter, but these parameters can be overridden by the REXX script via the input parameter. All default XML files are listed in Chapter 10, "Default XML files," on page 215. The parameters in these files are set to the default values of the SM Administration EUI.

The default XML file must be present in the path that is specified by the environment variable `DEFAULT_CLIENT_XML_PATH`, or the user must specify its path.

Example: `-xmlinput 'inputcreateconversation.xml'` specifies the default input XML file in the `DEFAULT_CLIENT_XML_PATH`. But `-xmlinput './inputcreateconversation.xml'` specifies the file in the current directory.

The user can modify the default path for the default XML files by setting the environment variable `DEFAULT_CLIENT_XML_PATH` to another existing path. Make sure that the path exists and that the default XML file that will be used is in this directory.

-input

This is an optional parameter for the CB390CFG API. It specifies the input file that contains the name value pairs that should override the parameters of the default XML file. To generate an XML file using REXX variables, use a tool called XMLGEN. This tool is described in Chapter 6, "XMLGEN," on page 207.

Important: The input file will be deleted after the parameter is merged with the default XML file.

-output

The output file contains further information. It will be written into the

/tmp directory. There is an example output file in the description of each conversation action. The general output format for a conversation action looks like this:

```

administratorname.1 AdministratorName
conversationdescription.1 ConversationDescription
conversationname.1 ConversationName
conversationstate.1 StateOfConversation
status 0|4
message.1 OK|ErrorMessage
count NumberOfListedConversations

```

Action “createconversation”

This action causes a new conversation to be created. This new conversation is a copy of the active conversation.

Syntax

```

▶▶ rc = CB390CFG (“ — -action—'createconversation' —————▶
▶ -xmlinput—'defaultxmlfilename' —————▶
   └ -input—'inputfilename' ─┘
▶ -output—'outputfilename' —”) —————▶▶

```

Syntax details

rc The return code (rc) is “0” if no errors were detected. If rc is “4”, an error has occurred while processing the action.

defaultxmlfilename

This is the default XML file. The file has to contain a document type definition (DTD) and all of the required parameters. Only the optional attributes can be left out. The default XML file for createconversation “inputcreateconversation.xml” is listed in section “inputcreateconversation.xml” on page 215. This file is present in the /usr/lpp/WebSphere/samples/smapi directory.

If the environment variable DEFAULT_CLIENT_XML_PATH locates to this directory, you only need to type the filename “inputcreateconversation.xml”. Otherwise, specify the complete location to the default XML file by setting this parameter to “/usr/lpp/WebSphere/samples/smapi/inputcreateconversation.xml”. If you want to use your own default XML file, you must specify either the complete directory of the file or set the DEFAULT_CLIENT_XML_PATH to this directory.

inputfilename

This parameter is optional. It specifies a file that contains only name value pairs. Using XMLGEN (Chapter 6, “XMLGEN,” on page 207), you can generate such an input file from your REXX script. An example below shows how this works. The values of this file will overwrite the values which are present in the default XML file. If this file is not present, the default XML file **must** contain all of the required parameters.

outputfilename

This parameter specifies the file name to where the output data of the function should be written. To work with the output file, use functions such as XMLPARSE (Chapter 7, “XMLPARSE,” on page 209),

XMLFIND (Chapter 8, "XMLFIND," on page 211) and XMLEXTRACT (Chapter 9, "XMLEXTRACT," on page 213).

Note: The output file will be written to a file in the /tmp directory (i.e. /tmp/outputfilename).

Values of default XML file

The table below includes all of the attributes that are known for this conversation action. The *required* ones must be defined in the default XML file or can be defined by the XMLGEN (Chapter 6, "XMLGEN," on page 207), script. The default XML file is listed in section "inputcreateconversation.xml" on page 215.

Parameter name	Values	Required
conversationname	Name of the conversation	x
conversationdescription	Description of the conversation	

Example script

Here is an example script:

```

/* REXX function */
call syscalls 'ON'
signal on error

name. = 0
name.1 = "conversationname"
name.2 = "conversationdescription"

val. = 0
val.1 = "API Functiontest"
val.2 = "Conversation for the Function Test"

rc = 4
i = 1

do while(name.i <> '0')
  rc = XMLGEN("tempin" name.i val.i)
  if (rc == 4) then do
    say "FCT Test #03 failed while XMLGEN"
    exit
  end
  i = i+1
end;

rc = CB390CFG("-action 'createconversation' -xmlinput
'inputcreateconversation.xml' -input 'tempin'
-output 'FCT03'")
if (rc == 4) then do
  say "FCT Test #03 failed"
  exit
end
exit

error:
say "Error in FCT Test #03" rc "at line" sigl
say sourceline(sigl)
exit

```

Example output file

The output file may look like this:

```

administratorname.1 = CADMIN
conversationdescription.1 = This conversation is for testing
conversationname.1 = Testconversation

```

```

conversationstatus.1 = Modifiable
status = 0
message.1 = OK
count = 1

```

This method on a conversation returns one of the following states of a conversation:

- No status
- Modifiable
- Commit in progress
- Committed
- Ready for activate
- Activate in progress
- Activated
- Replaced
- Replace pending
- Prepared for cold start
- Deleted

Action “deleteconversation”

This action causes the named conversation to be deleted.

Syntax

```

▶▶ rc = CB390CFG—" -action—'deleteconversation' —————▶
▶ -xmlinput—'defaultxmlfilename' —————▶
   └── -input—'inputfilename' ───┘
▶ -output—'outputfilename' —")—————▶▶

```

Syntax details

rc The return code (rc) is "0" if no errors were detected. If rc is "4", an error has occurred while processing the action.

defaultxmlfilename

This is the default XML file. The file has to contain a document type definition (DTD) and all of the required parameters. Only the optional attributes can be left out. The default XML file for deleteconversation "inputdeleteconversation.xml" is listed in section "inputdeleteconversation.xml" on page 215. This file is present in the /usr/lpp/WebSphere/samples/smapi directory.

If the environment variable DEFAULT_CLIENT_XML_PATH locates to this directory, you only need to type the filename "inputdeleteconversation.xml". Otherwise, specify the complete location to the default XML file by setting this parameter to "/usr/lpp/WebSphere/samples/smapi/inputdeleteconversation.xml". If you want to use your own default XML file, you must specify either the complete directory of the file or set the DEFAULT_CLIENT_XML_PATH to this directory.

inputfilename

This parameter is optional. It specifies a file that contains only name value pairs. Using XMLGEN (Chapter 6, "XMLGEN," on page 207),

you can generate such an input file from your REXX script. An example below shows how this works. The values of this file will overwrite the values which are present in the default XML file. If this file is not present, the default XML file **must** contain all of the required parameters.

outputfilename

This parameter specifies the file name to where the output data of the function should be written. To work with the output file, use functions such as XMLPARSE (Chapter 7, "XMLPARSE," on page 209), XMLFIND (Chapter 8, "XMLFIND," on page 211) and XMLEXTRACT (Chapter 9, "XMLEXTRACT," on page 213).

Note: The output file will be written to a file in the /tmp directory (i.e. /tmp/outputfilename).

Values of default XML file

The table below includes all of the attributes that are known for this conversation action. The *required* ones must be defined in the default XML file or can be defined by the XMLGEN (Chapter 6, "XMLGEN," on page 207), script. The default XML file is listed in section "inputdeleteconversation.xml" on page 215.

Parameter name	Values	Required
conversationname	Name of the conversation	x

Example script

Here is an example script:

```

/* REXX function */
call syscalls 'ON'
signal on error

name. = 0
name.1 = "conversationname"

val. = 0
val.1 = "API Functiontest"

rc=4
i=1

do while(name.i <> '0')
  rc = XMLGEN("tempin" name.i val.i)
  if (rc == 4) then do
    say "FCT Test #05 failed while XMLGEN"
    exit
  end
  i = i+1
end;

rc = CB390CFG("-action 'deleteconversation' -xmlinput
'inputdeleteconversation.xml' -input 'tempin' -output
'FCT05'")
if (rc == 4) then do
  say "FCT Test #05 failed"
  exit
end
exit

```

```

error:
say "Error in FCT Test #05" rc "at line" sigl
say sourceline(sigl)
exit

```

Example output file

The output file may look like this:

```

administratorname.1 = CBADMIN
conversationdescription.1 = This conversation is for testing
conversationname.1 = Testconversation
conversationstatus.1 = Deleted
status = 0
message.1 = OK
count = 1

```

This method on a conversation returns one of the following states of a conversation:

- Deleted

Action “changeconversation”

This action causes the named working conversation to be changed. This action can only be performed on a working (state ‘Modifiable’) conversation.

Syntax

```

▶— rc = CB390CFG—(“— -action—'changeconversation' —————▶
▶— -xmlinput—'defaultxmlfilename' —————▶
   └── -input—'inputfilename' ───┘
▶— -output—'outputfilename' —”)—————▶

```

Syntax details

rc The return code (rc) is "0" if no errors were detected. If rc is "4", an error has occurred while processing the action.

defaultxmlfilename

This is the default XML file. The file has to contain a document type definition (DTD) and all of the required parameters. Only the optional attributes can be left out. The default XML file for changeconversation "inputchangeconversation.xml" is listed in section "inputchangeconversation.xml" on page 216. This file is present in the /usr/lpp/WebSphere/samples/smapi directory.

If the environment variable DEFAULT_CLIENT_XML_PATH locates to this directory, you only need to type the filename "inputchangeconversation.xml". Otherwise, specify the complete location to the default XML file by setting this parameter to "/usr/lpp/WebSphere/samples/smapi/inputchangeconversation.xml". If you want to use your own default XML file, you must specify either the complete directory of the file or set the DEFAULT_CLIENT_XML_PATH to this directory.

inputfilename

This parameter is optional. It specifies a file that contains only name value pairs. Using XMLGEN (Chapter 6, "XMLGEN," on page 207), you can generate such an input file from your REXX script. An example below shows how this works. The values of this file will

overwrite the values which are present in the default XML file. If this file is not present, the default XML file **must** contain all of the required parameters.

outputfilename

This parameter specifies the file name to where the output data of the function should be written. To work with the output file, use functions such as XMLPARSE (Chapter 7, "XMLPARSE," on page 209), XMLFIND (Chapter 8, "XMLFIND," on page 211) and XMLEXTRACT (Chapter 9, "XMLEXTRACT," on page 213).

Note: The output file will be written to a file in the /tmp directory (i.e. /tmp/outputfilename).

Values of default XML file

The table below includes all of the attributes that are known for this conversation action. The *required* ones must be defined in the default XML file or can be defined by the XMLGEN (Chapter 6, "XMLGEN," on page 207), script. The default XML file is listed in section "inputchangeconversation.xml" on page 216.

Parameter name	Values	Required
conversationname	Name of the conversation to change	x
newconversationname	New conversation name	x
newconversationdescription	New description of the conversation	

Example script

Here is an example script:

```
<
/* REXX function */
call syscalls 'ON'
signal on error
name. = 0
name.1 = "conversationname"
name.2 = "newconversationname"
name.3 = "newconversationdesxription"
val. = 0
val.1 = "API Functiontest"
val.2 = "New API Functiontest"
val.3 = "Modified Conversation for the Function Test"

rc=4
i=1

do while(name.i <> '0')
rc = XMLGEN("tempin" name.i val.i)
if (rc == 4) then do
say "FCT Test failed while XMLGEN"
exit
end
i = i+1
end;

rc = CB390CFG("-action 'changeconversation' -xmlinput
'inputchangeconversation.xml' -input 'tempin' -output
'changeconversation'")
if (rc == 4) then do
say "FCT Test failed"
```

```

exit
end
exit
error:
say "Error in FCT Test" rc "at line" sigl
say sourceline(sigl)
exit

```

Example output file

The output file may look like this:

```

administratorname.1 CBADMIN
conversationdescription.1 Modified Conversation for the Function Test
conversationname.1 API Functiontest
conversationstatus.1 Modifiable
status 0
message.1 OK
count 1

```

Action “commitconversation”

This causes the named conversation to be committed and activated.

Syntax

```

▶— rc = CB390CFG—(“— -action—'commitconversation' —————▶
▶ -xmlinput—'defaultxmlfilename' —————▶
└── -input—'inputfilename' ───┘
▶ -output—'outputfilename' —”)—————▶

```

Syntax details

rc The return code (rc) is "0" if no errors were detected. If rc is "4", an error has occurred while processing the action.

defaultxmlfilename

This is the default XML file. The file has to contain a document type definition (DTD) and all of the required parameters. Only the optional attributes can be left out. The default XML file for commitconversation "inputcommitconversation.xml" is listed in section "inputcommitconversation.xml" on page 216. This file is present in the /usr/lpp/WebSphere/samples/smapi directory.

If the environment variable DEFAULT_CLIENT_XML_PATH locates to this directory, you only need to type the filename "inputcommitconversation.xml". Otherwise, specify the complete location to the default XML file by setting this parameter to "/usr/lpp/WebSphere/samples/smapi/inputcommitconversation.xml". If you want to use your own default XML file, you must specify either the complete directory of the file or set the DEFAULT_CLIENT_XML_PATH to this directory.

inputfilename

This parameter is optional. It specifies a file that contains only name value pairs. Using XMLGEN (Chapter 6, "XMLGEN," on page 207), you can generate such an input file from your REXX script. An example below shows how this works. The values of this file will overwrite the values which are present in the default XML file. If this file is not present, the default XML file **must** contain all of the required parameters.

outputfilename

This parameter specifies the file name to where the output data of the function should be written. To work with the output file, use functions such as XMLPARSE (Chapter 7, "XMLPARSE," on page 209), XMLFIND (Chapter 8, "XMLFIND," on page 211) and XMLEXTRACT (Chapter 9, "XMLEXTRACT," on page 213).

Note: The output file will be written to a file in the /tmp directory (i.e. /tmp/outputfilename).

Values of default XML file

The table below includes all of the attributes that are known for this conversation action. The *required* ones must be defined in the default XML file or can be defined by the XMLGEN (Chapter 6, "XMLGEN," on page 207), script. The default XML file is listed in section "inputcommitconversation.xml" on page 216.

Parameter name	Values	Required
conversationname	Name of the conversation	x

Example script

Here is an example script:

```
/* REXX function */
call syscalls 'ON'
signal on error

name. = 0
name.1 = "conversationname"

val. = 0
val.1 = "API Functiontest"

rc=4
i=1

do while(name.i <> '0')
  rc = XMLGEN("tempin" name.i val.i)
  if (rc == 4) then do
    say "FCT Test #04 failed while XMLGEN"
    exit
  end
  i = i+1
end;

rc = CB390CFG("-action 'commitconversation' -xmlinput
'inputcommitconversation.xml'
-input 'tempin' -output 'FCT04'")
if (rc == 4) then do
  say "FCT Test #04 failed"
  exit
end
exit

error:
say "Error in FCT Test #04" rc "at line" sigl
say sourceline(sigl)

exit
```

Example output file

The output file may look like this:


```

administratorname.1 = CBADMIN
conversationdescription.1 = This conversation is for testing
conversationname.1 = Testconversation
conversationstatus.1 = Activated
status = 0
message.1 = OK
count = 1

```

This method on a conversation returns one of the following states of a conversation:

- No status
- Modifiable
- Commit in progress
- Committed
- Ready for activate
- Activate in progress
- Activated
- Replaced
- Replace pending
- Prepared for cold start
- Deleted

Action “listconversation”

This causes the named conversations to be listed. If the conversation name equals “*”, then all conversations will be listed.

Syntax

```

▶▶ rc = CB390CFG (“ — -action—'listconversation' —————▶
▶ -xmlinput—'defaultxmlfilename' —————▶
   └── -input—'inputfilename' ───┘
▶ -output—'outputfilename' —”) —————▶▶

```

Syntax details

rc The return code (rc) is “0” if no errors were detected. If rc is “4”, an error has occurred while processing the action.

defaultxmlfilename

This is the default XML file. The file has to contain a document type definition (DTD) and all of the required parameters. Only the optional attributes can be left out. The default XML file for listconversation “inputlistconversation.xml” is listed in section “inputlistconversation.xml” on page 217. This file is present in the /usr/lpp/WebSphere/samples/smapi directory.

If the environment variable DEFAULT_CLIENT_XML_PATH locates to this directory, you only need to type the filename “inputlistconversation.xml”. Otherwise, specify the complete location to the default XML file by setting this parameter to “/usr/lpp/WebSphere/samples/smapi/inputlistconversation.xml”. If you want to use your own default XML file, you must specify either the complete directory of the file or set the DEFAULT_CLIENT_XML_PATH to this directory.

inputfilename

This parameter is optional. It specifies a file that contains only name value pairs. Using XMLGEN (Chapter 6, "XMLGEN," on page 207), you can generate such an input file from your REXX script. An example below shows how this works. The values of this file will overwrite the values which are present in the default XML file. If this file is not present, the default XML file **must** contain all of the required parameters.

outputfilename

This parameter specifies the file name to where the output data of the function should be written. To work with the output file, use functions such as XMLPARSE (Chapter 7, "XMLPARSE," on page 209), XMLFIND (Chapter 8, "XMLFIND," on page 211) and XMLEXTRACT (Chapter 9, "XMLEXTRACT," on page 213).

Note: The output file will be written to a file in the /tmp directory (i.e. /tmp/outputfilename).

Values of default XML file

The table below includes all of the attributes that are known for this conversation action. The *required* ones must be defined in the default XML file or can be defined by the XMLGEN (Chapter 6, "XMLGEN," on page 207), script. The default XML file is listed in section "inputlistconversation.xml" on page 217.

Parameter name	Values	Required
conversationname	Name of the conversation: "*" to list all conversations pertaining to the Administrator	x

Example script

Here is an example script:

```
/* REXX function */
call syscalls 'ON'
signal on error

name. = 0
name.1 = "conversationname"

val. = 0
val.1 = "API Functiontest"

rc = 4
i = 1

do while(name.i <> '0')
  rc = XMLGEN("tempin" name.i val.i)
  if (rc == 4) then do
    say "FCT Test #06 failed while XMLGEN"
    exit
  end
  i = i+1
end;

rc = CB390CFG("-action 'listconversation' -xmlinput
'inputlistconversation.xml' -input 'tempin' -output
'FCT06'")
if (rc == 4) then do
  say "FCT Test #06 failed"
  exit
```

```

end

exit

error:
say "Error in FCT Test #06" rc "at line" sigl
say sourceline(sigl)
exit

```

Example output file

The output file may look like this:

```

administratortname.1 = CBADMIN
conversationdescription.1 = This conversation is for testing
conversationname.1 = Testconversation
conversationstatus.1 = Modifiable
status = 0
message.1 = OK
count = 1

```

This method on a conversation returns one of the following states of a conversation:

- No status
- Modifiable
- Commit in progress
- Committed
- Ready for activate
- Activate in progress
- Activated
- Replaced
- Replace pending
- Prepared for cold start
- Deleted

Sysplex

These functions are for the modifications of a sysplex.

Syntax

```

▶▶ rc = CB390CFG—" — -action—' — change- — sysplex —' —————▶
                                └ list- ─┘
▶ -xmlinput—'defaultxmlfilename' —————▶
                                └ -input—'inputfilename' ─┘
▶ -output—'outputfilename' —" )————▶▶

```

Syntax details

rc The return code (rc) is "0" if no errors were detected. If the return code (rc) is "4", an error has occurred while processing the action.

-action

changesysplex

Causes the sysplex to be changed.

listsysplex

Causes the sysplex to be listed.

-xmlinput

This is the default XML file. All required parameters for the action to be performed must be specified in this file. It is an XML file with a document type definition (DTD) that only specifies the structure of the document. The user can specify default values for each parameter, but these parameters can be overridden by the REXX script via the input parameter. All default XML files are listed in Chapter 10, "Default XML files," on page 215. The parameters in these files are set to the default values of the SM Administration EUI.

The default XML file must be present in the path that is specified by the environment variable `DEFAULT_CLIENT_XML_PATH`, or the user must specify its path.

Example: `-xmlinput 'inputchangesysplex.xml'` specifies the default input XML file in the `DEFAULT_CLIENT_XML_PATH`. But `-xmlinput './inputchangesysplex.xml'` specifies the file in the current directory.

The user can modify the default path for the default XML files by setting the environment variable `DEFAULT_CLIENT_XML_PATH` to another existing path. Make sure that the path exists and that the default XML file that will be used is in this directory.

-input

This is an optional parameter for the CB390CFG API. It specifies the input file that contains the name value pairs that should override the parameters of the default XML file. To generate an XML file using REXX variables, use a tool called XMLGEN. This tool is described in Chapter 6, "XMLGEN," on page 207.

Important: The input file will be deleted after the parameter is merged with the default XML file.

-output

The output file contains further information. It will be written into the `/tmp` directory. There is an example output file in the description of each sysplex action.

Action "changesysplex"

This action causes attributes of the sysplex to be changed.

Syntax

```
rc = CB390CFG (" -action- 'changesysplex'
              -xmlinput- 'defaultxmlfilename'
              [ -input- 'inputfilename' ]
              -output- 'outputfilename' -")
```

Syntax details

rc The return code (rc) is "0" if no errors were detected. If rc is "4", an error has occurred while processing the action.

defaultxmlfilename

This is the default XML file. The file has to contain a document type

definition (DTD) and all of the required parameters. Only the optional attributes can be left out. The default XML file for changesysplex "inputchangesysplex.xml" is listed in section "inputchangesysplex.xml" on page 217. This file is present in the /usr/lpp/WebSphere/samples/smapi directory.

If the environment variable DEFAULT_CLIENT_XML_PATH locates to this directory you only need to type the filename "inputchangesysplex.xml". Otherwise specify the complete location to the default XML file by setting this parameter to "/usr/lpp/WebSphere/samples/smapi/inputchangesysplex.xml". If you want to use your own default XML file, you must specify the complete directory of the file or you **must** set the DEFAULT_CLIENT_XML_PATH to this directory.

inputfilename

This parameter is optional. It specifies a file that contains only name value pairs. Using XMLGEN (Chapter 6, "XMLGEN," on page 207), you can generate such an input file from your REXX script. An example below shows how this works. The values of this file will overwrite the values which are present in the default XML file. If this file is not present, the default XML file **must** contain all of the required parameters.

outputfilename

This parameter specifies the file name to where the output data of the function should be written. To work with the output file, use functions such as XMLPARSE (Chapter 7, "XMLPARSE," on page 209), XMLFIND (Chapter 8, "XMLFIND," on page 211) and XMLEXTRACT (Chapter 9, "XMLEXTRACT," on page 213).

Note: The output file will be written to a file into the /tmp directory (i.e. /tmp/outputfilename).

Values of default XML file

The table below includes all of the attributes that are known for this sysplex action. The *required* ones must be defined in the default XML file or can be defined by the XMLGEN (Chapter 6, "XMLGEN," on page 207), script. The default XML file is listed in section "inputchangesysplex.xml" on page 217.

Parameter name	Values	Required
conversationname	Name of the conversation	x
sysplexname	Name of the sysplex	x
sysplexdescription	Description of the sysplex	
logstreamname	Name of the logstream	x
extended_connection_management	Allowed values are 'Y' and 'N'. Setting this parameter to 'Y' will enable connection management support. Connection management is an extension that WebSphere for z/OS provides in addition to the requirements for the current J2EE compliance level. Use of this extension does not cause any loss of function provided for J2EE compliance at the current level.	

Example script

Here is an example script:

```
/* REXX function */
/* Functiontest Test: changesysplex*/
/* Dependencies: */
/* The sysplex "PLEX1" must be added*/
/* The conversation "API Functiontest" must be added*/

call syscalls 'ON'
signal on error

say "FCT Test changesysplex"

name. = 0
name.1 = "sysplexname"
name.2 = "sysplexdescription"
name.3 = "environment"
name.4 = "conversationname"

val. = 0
val.1 = "PLEX1"
val.2 = "My new description"
val.3 = "CLASSPATH='/usr/lpp/WebSphere/jars'
        PATH='/usr/lpp/WebSphere/bin'
        DEFAULT_CLIENT_XML_PATH='/sm/xml'"
val.4 = "API Functiontest"

rc = 4
i = 1

/* Generate XML Input */
do while(name.i <> '0')
  rc = XMLGEN("tempin" name.i val.i)
  if (rc == 4) then do
    say "FCT Test changesysplex failed while XMLGEN"
    exit
  end
  i = i+1
end;

/* Call the function: changesysplex */
rc = CB390CFG("-action 'changesysplex' -xmlinput 'inputchangesysplex.xml'
             -input 'tempin' -output 'changesysplex'")
if (rc == 4) then do
  say "FCT Test changesysplex failed"
  exit
end

/* Parse the result */
rc = XMLPARSE("changesysplex" "ALL")
if (rc == 4) then do
  say "FCT Test changesysplex failed while XMLPARSE"
  exit
end
say "FCT Test changesysplex completed"
return 0

exit
error:
say "Error in FCT Test changesysplex" rc "at line" sigl
say sourceline(sigl)
exit
```

Example output file

The output file may look like this:

```

administratorname.1 CBADMIN
conversationname.1 API Functiontest
logstreamname.1
sysplexdescription.1 My new description
sysplexname.1 PLEX1
environment.1 CLASSPATH = '/usr/lpp/WebSphere/jars'
                PATH = '/usr/lpp/WebSphere/bin' DEFAULT_CLIENT_XML_PATH = '/sm/xml'
extended_connection_management.1 N
status 0
message.1 OK
count 1

```

Action “listsysplex”

This action causes attributes of the sysplex to be listed.

Syntax

```

▶▶ rc = CB390CFG (" -action—'listsysplex' —————▶
▶ -xmlinput—'defaultxmlfilename' —————▶
                | -input—'inputfilename' |
▶ -output—'outputfilename' —") —————▶▶

```

Syntax details

rc The return code (rc) is "0" if no errors were detected. If rc is "4", an error has occurred while processing the action.

defaultxmlfilename

This is the default XML file. The file has to contain a document type definition (DTD) and all of the required parameters. Only the optional attributes can be left out. The default XML file for listsysplex "inputlistsysplex.xml" is listed in section "inputlistsysplex.xml" on page 218. This file is present in the /usr/lpp/WebSphere/samples/smapi directory.

If the environment variable DEFAULT_CLIENT_XML_PATH locates to this directory you only need to type the filename "inputlistsysplex.xml". Otherwise specify the complete location to the default XML file by setting this parameter to "/usr/lpp/WebSphere/samples/smapi/inputlistsysplex.xml". If you want to use your own default XML file, you must specify the complete directory of the file or you **must** set the DEFAULT_CLIENT_XML_PATH to this directory.

inputfilename

This parameter is optional. It specifies a file that contains only name value pairs. Using XMLGEN (Chapter 6, "XMLGEN," on page 207), you can generate such an input file from your REXX script. An example below shows how this works. The values of this file will overwrite the values which are present in the default XML file. If this file is not present, the default XML file **must** contain all of the required parameters.

outputfilename

This parameter specifies the file name to where the output data of the function should be written. To work with the output file, use functions such as XMLPARSE (Chapter 7, "XMLPARSE," on page 209),

XMLFIND (Chapter 8, "XMLFIND," on page 211) and XMLEXTRACT (Chapter 9, "XMLEXTRACT," on page 213).

Note: The output file will be written to a file into the /tmp directory (i.e. /tmp/outputfilename).

Values of default XML file

The table below includes all of the attributes that are known for this sysplex action. The *required* ones must be defined in the default XML file or can be defined by the XMLGEN (Chapter 6, "XMLGEN," on page 207), script. The default XML file is listed in section "inputlistsysplex.xml" on page 218.

Parameter name	Values	Required
conversationname	Name of the conversation	x
sysplexname	Name of the sysplex	x

Example script

Here is an example script:

```

/* REXX function */
call syscalls 'ON'
signal on error
say "FCT Test listsysplex"

name. = 0
name.1 = "sysplexname"
name.2 = "conversationname"
val. = 0
val.1 = "PLEX1"
val.2 = "API Functiontest"

rc = 4
i = 1

/* Generate XML Input */
do while(name.i <> '0')
  rc = XMLGEN("tempin" name.i val.i)
  if (rc == 4) then do
    say "FCT Test listsysplex failed while XMLGEN"
    exit
  end
  i = i+1
end;
/* Call the function: listsysplex */
rc = CB390CFG("-action 'listsysplex' -xmlinput 'inputlistsysplex.xml'
             -input 'tempin' -output 'listsysplex'")
if (rc == 4) then do
  say "FCT Test listsysplex failed"
  exit
end
/* Parse the result */
rc = XMLPARSE("listsysplex" "ALL")
if (rc == 4) then do
  say "FCT Test listsysplex failed while XMLPARSE"
  exit
end
say "FCT Test listsysplex completed"
return 0
exit

```



```

error:
say "Error in FCT Test listsysplex" rc "at line" sigl
say sourceline(sigl)
exit

```

Example output file

The output file may look like this:

```

administratorname.1 CBADMIN
conversationname.1 API Functiontest
logstreamname.1
sysplexdescription.1 My new description
sysplexname.1 PLEX1
environment.1 CLASSPATH = '/usr/lpp/WebSphere/jars'
                PATH = '/usr/lpp/WebSphere/bin' DEFAULT_CLIENT_XML_PATH = '/sm/xml'
extended_connection_management.1 N
status 0
message.1 OK
count 1

```

System

These functions are for the modifications of a system.

Syntax

```

▶▶ rc = CB390CFG—" -action—' create- delete- change- list- system—'————▶
                                   |         |         |         |
▶ -xmlinput—'defaultxmlfilename'— [ -input—'inputfilename'— ]————▶
▶ -output—'outputfilename' —")————▶▶

```

Syntax details

rc The return code (rc) is "0" if no errors were detected. If the return code (rc) is "4", an error has occurred while processing the action.

-action

createsystem

Causes a new system to be created.

deletesystem

Causes the system to be deleted.

changesystem

Causes the system to be changed.

listsystem

Causes the system to be listed.

-xmlinput

This is the default XML file. All required parameters for the action to be performed must be specified in this file. It is an XML file with a document type definition (DTD) that only specifies the structure of the document. The user can specify default values for each parameter, but these parameters can be overridden by the REXX script via the input parameter. All default XML files are listed in Chapter 10, "Default XML files," on page 215. The parameters in these files are set to the default values of the SM Administration EUI.

The default XML file must be present in the path that is specified by the environment variable `DEFAULT_CLIENT_XML_PATH`, or the user must specify its path.

Example: `-xmlinput 'inputcreatesystem.xml'` specifies the default input XML file in the `DEFAULT_CLIENT_XML_PATH`. But `-xmlinput './inputcreatesystem.xml'` specifies the file in the current directory.

The user can modify the default path for the default XML files by setting the environment variable `DEFAULT_CLIENT_XML_PATH` to another existing path. Make sure that the path exists and that the default XML file that will be used is in this directory.

-input

This is an optional parameter for the CB390CFG API. It specifies the input file that contains the name value pairs that should override the parameters of the default XML file. To generate an XML file using REXX variables, use a tool called XMLGEN. This tool is described in Chapter 6, “XMLGEN,” on page 207.

Important: The input file will be deleted after the parameter is merged with the default XML file.

-output

The output file contains further information. It will be written into the `/tmp` directory. There is an example output file in the description of each system action.

Action “createsystem”

This action causes a new system to be created. This new system is a copy of the active system.

Syntax

```
rc = CB390CFG(("-action-'createsystem'
              -xmlinput-'defaultxmlfilename'
              [-input-'inputfilename' ]
              -output-'outputfilename' -")
```

Syntax details

rc The return code (rc) is "0" if no errors were detected. If rc is "4", an error has occurred while processing the action.

defaultxmlfilename

This is the default XML file. The file has to contain a document type definition (DTD) and all of the required parameters. Only the optional attributes can be left out. The default XML file for `createsystem` "inputcreatesystem.xml" is listed in section "inputcreatesystem.xml" on page 219. This file is present in the `/usr/lpp/WebSphere/samples/smapi` directory.

If the environment variable `DEFAULT_CLIENT_XML_PATH` locates to this directory you only need to type the filename 'inputcreatesystem.xml'. Otherwise specify the complete location to the default XML file by setting this parameter to `'/usr/lpp/WebSphere/samples/smapi/inputcreatesystem.xml'`. If you

want to use your own default XML file, you must specify the complete directory of the file or you **must** set the DEFAULT_CLIENT_XML_PATH to this directory.

inputfilename

This parameter is optional. It specifies a file that contains only name value pairs. Using XMLGEN (Chapter 6, "XMLGEN," on page 207), you can set the values of the default XML file to these new specified values. If it is not present, the default xmlinput file **must** contain all of the required parameters.

outputfilename

This parameter specifies the name of the output file. It will be written into the /tmp directory.

Values of default XML file

The table below includes all of the attributes that are known for this system action. The *required* ones must be defined in the default XML file or can be defined by the XMLGEN (Chapter 6, "XMLGEN," on page 207), script. The default XML file is listed in section "inputcreatesystem.xml" on page 219.

Parameter name	Values	Required
conversationname	Name of the conversation	x
systemname	Name of the system	x
systemdescription	Description of the system	

Example script

Here is an example script:

```

/* REXX function */
/* Functiontest Test createsystem*/
/* Dependencies: */
/* The conversation "API Functiontest" must be added*/
/* The system "SY2" must not be added in the conversation
   "API Functiontest"*/
call syscalls 'ON'
signal on error

say "FCT Test #createsystem"

name. = 0
name.1 = "conversationname"
name.2 = "systemname"

val. = 0
val.1 = "API Functiontest"
val.2 = "SY2"
rc = 4
i = 1

/* Generate XML Input */
do while(name.i <> '0')
  rc = XMLGEN("tempin" name.i val.i)
  if (rc == 4) then do
    say "FCT Test #createsystem failed while XMLGEN"
    exit
  end
  i = i+1
end;

/* Call the function: createsystem */

```

```

rc = CB390CFG("-action 'createsystem' -xmlinput 'inputcreatesystem.xml'
-input 'tempin' -output 'createsystem'")
if (rc == 4) then do
  say "FCT Test #createsystem failed"
  exit
end

/* Parse the result */
rc = XMLPARSE("createsystem" "ALL")
if (rc == 4) then do
  say "FCT Test #createsystem failed while XMLPARSE"
  exit
end
say "FCT Test #createsystem completed"
return 0

exit
error:
say "Error in FCT Test #createsystem" rc "at line" sigl
say sourceline(sigl)
exit

```

Example output file

The output file may look like this:

```

administratorname.1 CBADMIN
conversationname.1 API Functiontest
sysplexname.1 PLEX1
systemdescription.1
systemname.1 SY2
status 0
message.1 OK
count 1

```

Action “deletesystem”

This action causes the named system to be deleted.

Syntax

```

rc = CB390CFG(“(” -action-’deletesystem’ ----->
-xmlinput-’defaultxmlfilename’ ----->
      | -input-’inputfilename’ | ----->
-output-’outputfilename’ ----->”)

```

Syntax details

rc The return code (rc) is "0" if no errors were detected. If rc is "4", an error has occurred while processing the action.

defaultxmlfilename

This is the default XML file. The file has to contain a document type definition (DTD) and all of the required parameters. Only the optional attributes can be left out. The default XML file for deletesystem "inputdeletesystem.xml" is listed in section "inputdeletesystem.xml" on page 221. This file is present in the /usr/lpp/WebSphere/samples/smapi directory.

If the environment variable DEFAULT_CLIENT_XML_PATH locates to this directory you only need to type the filename "inputdeletesystem.xml". Otherwise specify the complete location to the default XML file by setting this parameter to

"/usr/lpp/WebSphere/samples/smapi/inputdeletesystem.xml". If you want to use your own default XML file, you must specify the complete directory of the file or you **must** set the DEFAULT_CLIENT_XML_PATH to this directory.

inputfilename

This parameter is optional. It specifies a file that contains only name value pairs. Using XMLGEN (Chapter 6, "XMLGEN," on page 207), you can set the values of the default XML file to these new specified values. If it is not present, the default xmlinput file **must** contain all of the required parameters.

outputfilename

This parameter specifies the name of the output file. It will be written into the /tmp directory.

Values of default XML file

The table below includes all of the attributes that are known for this conversation action. The *required* ones must be defined in the default XML file or can be defined by the XMLGEN (Chapter 6, "XMLGEN," on page 207), script. The default XML file is listed in section "inputdeletesystem.xml" on page 221.

Parameter name	Values	Required
conversationname	Name of the conversation	x
systemname	Name of the system	x

Example script

Here is an example script:

```

/* REXX function */
/* Functiontest Test 09: deletesystem*/

/* Dependencies: */
/* The conversation "API Functiontest" must be added*/
/* The system "SY2" must be added in the conversation "API Functiontest"*/
call syscalls 'ON'
signal on error

say "FCT Test #deletesystem"

name. = 0
name.1 = "conversationname"
name.2 = "systemname"

val. = 0
val.1 = "API Functiontest"
val.2 = "SY2"

rc = 4
i = 1

/*Generate XML Input */
do while(name.i <> '0')
  rc = XMLGEN("tempin" name.i val.i)
  if (rc == 4) then do
    say "FCT Test #deletesystem failed while XMLGEN"
    exit
  end
  i = i+1
end;

/* Call the function: deletesystem */

```

```

rc = CB390CFG("-action 'deletesystem' -xmlinput 'inputdeletesystem.xml'
-input 'tempin' -output 'deletesystem'")
if (rc == 4) then do
  say "FCT Test #deletesystem failed"
  exit
end

/* Parse the result */
rc = XMLPARSE("deletesystem" "ALL")
if (rc == 4) then do
  say "FCT Test #deletesystem failed while XMLPARSE"
  exit
end
say "FCT Test #deletesystem completed"
exit

error:
say "Error in FCT Test #deletesystem" rc "at line" sigl
say sourceline(sigl)
exit

```

Example output file

The output file may look like this:

```

administratorname.1 CBADMIN
conversationname.1 API Functiontest
sysplexname.1 PLEX1
systemdescription.1 New description
systemname.1 SY2
status 0
message.1 OK
count 1

```

Action “changesystem”

This causes attributes of the named system to be changed.

Syntax

```

rc = CB390CFG(" -action 'changesystem'
-xmlinput 'defaultxmlfilename'
-input 'inputfilename'
-output 'outputfilename' ")

```

Syntax details

rc The return code (rc) is "0" if no errors were detected. If rc is "4", an error has occurred while processing the action.

defaultxmlfilename

This is the default XML file. The file has to contain a document type definition (DTD) and all of the required parameters. Only the optional attributes can be left out. The default XML file for changesystem "inputchangesystem.xml" is listed in section "inputchangesystem.xml" on page 219. This file is present in the /usr/lpp/WebSphere/samples/smapi directory.

If the environment variable DEFAULT_CLIENT_XML_PATH locates to this directory you only need to type the filename "inputchangesystem.xml". Otherwise specify the complete location to the default XML file by setting this parameter to "/usr/lpp/WebSphere/samples/smapi/inputchangesystem.xml". If you

want to use your own default XML file, you must specify the complete directory of the file or you **must** set the DEFAULT_CLIENT_XML_PATH to this directory.

inputfilename

This parameter is optional. It specifies a file that contains only name value pairs. Using XMLGEN (Chapter 6, "XMLGEN," on page 207), you can set the values of the default XML file to these new specified values. If it is not present, the default xmlinput file **must** contain all of the required parameters.

outputfilename

This parameter specifies the name of the output file. It will be written into the /tmp directory.

Values of default XML file

The table below includes all of the attributes that are known for this system action. The *required* ones must be defined in the default XML file or can be defined by the XMLGEN (Chapter 6, "XMLGEN," on page 207), script. The default XML file is listed in section "inputchangesystem.xml" on page 219.

Parameter name	Values	Required
conversationname	Name of the conversation	x
systemname	Name of the system	x
systemdecription	Description of the system	

Example script

Here is an example script:

```

/* REXX function */
/* Functiontest Test : changesystem*/
/* Dependencies: */
/* The conversation "API Functiontest" must be added*/
/* The system "SY2" must be added in the conversation "API Functiontest"*/
call syscalls 'ON'
signal on error

say "FCT Test #changesystem"

name. = 0
name.1 = "conversationname"
name.2 = "systemname"
name.3 = "systemdescription"

val. = 0
val.1 = "API Functiontest"
val.2 = "SY2"
val.3 = "New description"

rc = 4
i = 1

/* Generate XML Input */
do while(name.i <> '0')
  rc = XMLGEN("tempin" name.i val.i)
  if (rc == 4) then do
    say "FCT Test #changesystem failed while XMLGEN"
    exit
  end
  i = i+1
end;

```

```

/* Call the function: changesystem */
rc = CB390CFG("-action 'changesystem' -xmlinput 'inputchangesystem.xml'
-input 'tempin' -output 'changesystem'")
if (rc == 4) then do
  say "FCT Test #changesystem failed"
  exit
end

/* Parse the result */
rc = XMLPARSE("changesystem" "ALL")
if (rc == 4) then do
  say "FCT Test #changesystem failed while XMLPARSE"
  exit
end
say "FCT Test #changesystem completed"
return 0
exit

error:
say "Error in FCT Test #changesystem" rc "at line" sigl
say sourceline(sigl)
exit

```

Example output file

The output file may look like this:

```

administratorname.1 CBADMIN
conversationname.1 API Functiontest
sysplexname.1 PLEX1
systemdescription.1 New description
systemname.1 SY2
status 0
message.1 OK
count 1

```

Action “listsystem”

This causes the named systems to be listed. If the system name equals “*”, then all systems will be listed.

Syntax

```

rc = CB390CFG(“-action-’listsystem’
-xmlinput-’defaultxmlfilename’
-input-’inputfilename’
-output-’outputfilename’ -”)

```

Syntax details

rc The return code (rc) is “0” if no errors were detected. If rc is “4”, an error has occurred while processing the action.

defaultxmlfilename

This is the default XML file. The file has to contain a document type definition (DTD) and all of the required parameters. Only the optional attributes can be left out. The default XML file for listsystem “inputlistsystem.xml” is listed in section “inputlistsystem.xml” on page 220.. This file is present in the /usr/lpp/WebSphere/samples/smapi directory.

If the environment variable DEFAULT_CLIENT_XML_PATH locates to this directory you only need to type the filename “inputlistsystem.xml”.

Otherwise specify the complete location to the default XML file by setting this parameter to "/usr/lpp/WebSphere/samples/smapi/inputlistsystem.xml". If you want to use your own default XML file, you must specify the complete directory of the file or you **must** set the DEFAULT_CLIENT_XML_PATH to this directory.

inputfilename

This parameter is optional. It specifies a file that contains only name value pairs. Using XMLGEN (Chapter 6, "XMLGEN," on page 207), you can set the values of the default XML file to these new specified values. If it is not present, the default xmlinput file **must** contain all of the required parameters.

outputfilename

This parameter specifies the name of the output file. It will be written into the /tmp directory.

Values of default XML file

The table below includes all of the attributes that are known for this system action. The *required* ones must be defined in the default XML file or can be defined by the XMLGEN (Chapter 6, "XMLGEN," on page 207), script. The default XML file is listed in section "inputlistsystem.xml" on page 220.

Parameter name	Values	Required
conversationname	Name of the conversation: "*" to list all conversations pertaining to the Administrator	x
systemname	Name of the system	x

Example script

Here is an example script:

```

/* REXX function */
/* Functiontest Test listsystem: listsystem*/

/* Dependencies: */
/* For Part 1: "List special system" the system "SY2" must be created */
/*           conversation "API Functiontest" must be added */
/* For Part 2: "List all systems" none */
call syscalls 'ON'
signal on error

say "FCT Test #listsystem"

name. = 0
name.1 = "conversationname"
name.2 = "systemname"

/* Part 1: */
/* List special system */

val. = 0
val.1 = "API Functiontest"
val.2 = "SY1"

rc = 4
i = 1

/* Generate XML Input */
do while(name.i <> '0')

```

```

rc = XMLGEN("tempin" name.i val.i)
if (rc == 4) then do
  say "FCT Test #listsystem failed while XMLGEN"
  exit
end
i = i+1
end;

/* Call the function: listsystem */
rc = CB390CFG("-action 'listsystem' -xmlinput 'inputlistsystem.xml'
-input 'tempin' -output 'listsystem'")
if (rc == 4) then do
  say "FCT Test #listsystem failed"
  exit
end

/* Parse the result */
rc = XMLPARSE("listsystem" "ALL")
if (rc == 4) then do
  say "FCT Test #listsystem failed while XMLPARSE"
  exit
end

/* Part 2: */
/* List all systems */

val.2 = "*"
i=1

/* Generate XML Input */
do while(name.i <> '0')
  rc = XMLGEN("tempin" name.i val.i)
  if rc == 4 then do
    say "FCT Test #listsystem failed while XMLGEN"
    exit
  end
  i = i+1
end;

/* Call the function: listsystem */
rc = CB390CFG("-action 'listsystem' -xmlinput 'inputlistsystem.xml'
-input 'tempin' -output 'listsystemB'")
if rc == 4 then do
  say "FCT Test #listsystem failed"
  exit
end

/* Parse the result */
rc = XMLPARSE("listsystemB" "ALL")
if rc == 4 then do
  say "FCT Test #listsystem failed while XMLPARSE"
  exit
end
say "FCT Test #listsystem completed"
exit

error:
say "Error in FCT Test #listsystem" rc "at line" sigl
say sourceline(sigl)
exit

```

Example output file

The output file may look like this:

```

administratorname.1 CBADMIN
conversationname.1 API Functiontest
sysplexname.1 PLEX1
systemdescription.1 IBM OS/390 Component Broker base System

```

```

systemname.1 SY1
administratorname.2 CBADMIN
conversationname.2 API Functiontest
sysplexname.2 PLEX1
systemdescription.2
systemname.2 SY2
status 0
message.1 OK
count 2

```

Server

These functions are for the modifications of a server.

Syntax

```

▶▶ rc = CB390CFG—" -action—'
    | create— | server—'
    | delete— |
    | change— |
    | list—   |
    | import— |
    | export— |
▶ -xmlinput—'defaultxmlfilename'
    | -input—'inputfilename'
▶ -output—'outputfilename' —")

```

Syntax details

rc The return code (rc) is "0" if no errors were detected. If the return code (rc) is "4", an error has occurred while processing the action.

action

<i>createserver</i>	Causes a new server to be created.
<i>deleteserver</i>	Causes the server to be deleted.
<i>changeserver</i>	Causes the server to be changed.
<i>listserver</i>	Causes the server to be listed.
<i>importserver</i>	Causes the server to be imported into HFS files.
<i>exportserver</i>	Causes a new server to be exported from HFS files.

-xmlinput

This is the default XML file. In this file all required parameters for the action which should be performed **must** be specified. This file is an XML file with a document type definition (DTD) that only specifies the structure of the document. The user can specify default values for each parameter, but these parameters can be overridden by the REXX script via the input parameter. All default XML files are listed in Chapter 10, "Default XML files," on page 215. The parameters in these files are set to the default values of the SM Administration EUI.

The default XML file **must** be present in the path that is specified by the environment variable `DEFAULT_CLIENT_XML_PATH`, or the user must specify its path.

Example: `-xmlinput 'inputcreateserver.xml'` specifies the default input XML file in the `DEFAULT_CLIENT_XML_PATH`. But `-xmlinput './inputcreateserver.xml'` specifies the file in the current directory.

The user can modify the default path for the default XML files by setting the environment variable `DEFAULT_CLIENT_XML_PATH` to another existing path. Make sure that the path exists and that the default XML file that will be used is in this directory.

-input

This is an optional parameter for the CB390CFG API. It specifies the input file that contains the name value pairs that should override the parameters of the default XML file. To generate an XML file using REXX variables, use a tool called XMLGEN. This tool is described in Chapter 6, "XMLGEN," on page 207.

Important: The input file will be deleted after the parameters are merged with the default XML file.

-output

The output file contains further information. There is an example output file in the description of each server action. The general output format for a server action looks like this:

```
acceptassertedid.1 Y|N
administratordname.1 AdministratorName
allowkerberos.1 Y|N
allownonauthenticatedclients.1 Y|N
allowserverregiongarbagecollection.1 Y|N
allowssl.1 Y|N
allowsslclientcerts.1 Y|N
allowuseridpasswd.1 Y|N
conversationname.1 ConversationName
dcekeytabfile.1 DCEKeyTabFile
dcequalityofprotection.1 DCEQualityOfProtectionState
debuggerallowed.1 Y|N
enablerunasidentity.1 Y|N
garbagecollectioninterval.1 Number(0-2G)
identityofthecontrolregion.1 IdentityOfTheControlRegion
identityoftheserverregion.1 IdentityOfTheServerRegion
isolationpolicy.1 IsolationPolicyState
j2eeserverdescription.1 ServerDescription
j2eeservername.1 ServerName
localidentity.1 LocalIdentity
logstreamname.1 LogStreamName
olthostname.1 ObjectLevelTraceHostName
oltpport.1 Number(0-65535)
procname.1 ProcName
productionserver.1 Y|N
remoteidentity.1 RemoteIdentity
replicationpolicy.1 ReplicationPolicyState
sendassertedid.1 Y|N
serverregionjvmname.1 ServerRegionJVMName
serverregionrequiresjvm.1 Y|N
serverregionstacksize.1 Number(0-100000)
smfintervallength.1 Number(0,15-86400)
smfwrcontaineractivity.1 Y|N
smfwrcontainerinterval.1 Y|N
smfwrserveractivity.1 Y|N
smfwrserverinterval.1 Y|N
sslracfkeyring.1 SSL_RACF_Keyring
sslv2timeout.1 SSL_V2Timeout
sslv3timeout.1 SSL_V3Timeout
sysplexname.1 SysplexName
transactionfactory.1 Y|N
usedce.1 Y|N
useibmconfidential.1 Y|N
useridpassticket.1 Y|N
security.1 Security
```

```
environment.1 Environment
status 0|4
message.1 OK|ErrorMessage
count NumberOfListedServers
```

Note: The property "garbagecollectioninterval" is now called "Server recycling interval" in the SMEUI—these properties are the same.

Action "createserver"

This action causes a new server to be created.

Syntax

```
rc = CB390CFG—" -action-'createserver'
  -xmlinput-'defaultxmlfilename'
  -input-'inputfilename'
  -output-'outputfilename' —")
```

Syntax details

rc The return code (rc) is "0" if no errors were detected. If rc is "4", an error has occurred while processing the action.

defaultxmlfilename

This is the default XML file. The file has to contain a document type definition (DTD) and all of the required parameters. Only the optional attributes can be left out. The default XML file for createserver "inputcreateserver.xml" is listed in section "inputcreateserver.xml" on page 221. This file is present in the /usr/lpp/WebSphere/samples/smapi directory.

If the environment variable DEFAULT_CLIENT_XML_PATH locates to this directory you only need to type the filename "inputcreateserver.xml". Otherwise specify the complete location to the default XML file by setting this parameter to "/usr/lpp/WebSphere/samples/smapi/inputcreateserver.xml". If you want to use your own default XML file, you must specify the complete directory of the file or you **must** set the DEFAULT_CLIENT_XML_PATH to this directory.

inputfilename

This parameter is optional. It specifies a file that contains only name value pairs. Using XMLGEN (Chapter 6, "XMLGEN," on page 207), you can set the values of the default XML file to these new specified values. An example below show how this works. If it is not present, the default xmlinput file **must** contain all of the required parameters.

outputfilename

This parameter specifies the name of the output file. It will be written into the /tmp directory.

Values of default XML file

The table below includes all of the attributes that are known for this server action. The *required* ones must be defined in the default XML file or can be defined by the XMLGEN (Chapter 6, "XMLGEN," on page 207), script. The default XML file is listed in section "inputcreateserver.xml" on page 221.

Parameter name	Values	Required
conversationname	Name of the conversation	x
servername	Name of the server	x
serverdescription	Description of the server	
identityofthecontrolregion		x
identityoftheserverregion		x
serverregionstacksize	Numerical	x
productionserver	Allowed values are "Y" or "N"	x
debuggerallowed	Allowed values are "Y" or "N"	x
isolationpolicy	Allowed values are One_Transaction_Per_Server_Region Multiple_Transactions_Per_Server_Region	x
replicationpolicy	Allowed values are One_Per_Server_Replicate_As_Needed	x
serverregionrequiresjvm	Allowed values are "Y" or "N"	x
serverregionjvmname	Name of the JVM	x
localidentity	Name of the local identity	x
remoteidentity	Name of the remote identity	x
transactionfactory	Allowed values are "Y" or "N"	x
allowserverregiongarbagecollection	Allowed values are "Y" or "N"	x
garbagecollectioninterval	Numerical value between 0 and 2G	x
logstreamname	Name of the logstream	x
procname		x
allownonauthenticatedclients	Allowed values are "Y" or "N"	x
allowuseridpasswd	Allowed values are "Y" or "N"	x
useridpassticket	Allowed values are "Y" or "N"	x
usedce	Allowed values are "Y" or "N"	x
dcequalityofprotection	Allowed Values are No_Protection Integrity Confidentiality	x
dcekeytabfile	Name of the DCE Keytab File	x
allowssl	Allowed values are "Y" or "N"	x
sslrackeyring		x
sslv2timeout	Numeric value between 1 and 100	x
sslv3timeout	Numeric value between 1 and 86400	x

Parameter name	Values	Required
security	<p>Preference Of Security Type</p> <p>This specifies the sequence of the security. To specify security in the default XML file there must be set an element for each security type. If a security type is specified the attribute must be set. To specify in REXX only one element must be specified. To set the security type security value [value value ...] where value specifies the value of the Security type. If security is specified at least one value must be set. Allowed values are</p> <p>ISM_DCE ISM_UserID_Password ISM_Pass_Ticket ISM_SSLType1 ISM_SSLClientCerts ISM_Kerberos ISM_AssertedID</p>	
smfwrserveractivity	Allowed values are "Y" or "N"	x
smfwrcontaineractivity	Allowed values are "Y" or "N"	x
smfwrserverinterval	Allowed values are "Y" or "N"	x
smfwrcontainerinterval	Allowed values are "Y" or "N"	x
smfintervallength	Numeric value between 15 and 86400 or 0	x
environment	<p>To specify the environment in the default XML there must be set an element for each environment type. If an environment type is specified the attributes must be set.</p> <p>To specify the environment in REXX only one element must be specified. To set the environment type environment name = 'value' [name = 'value' ...], where name specifies the environment name and value the value of the environment. If the environment is specified atleast one name = 'value' pair must be specified.</p>	
allowsslclientcerts	Allowed values are "Y" or "N"	x
olthostname	Character (256)	x
oltport	Character value between 1 and 65535	x
acceptassertedid	Allowed values are "Y" or "N"	x
allowkerberos	Allowed values are "Y" or "N"	x
sendassertedid	Allowed values are "Y" or "N"	x
useibmconfidential	Allowed values are "Y" or "N"	x

For the server properties some changes have occurred between the SMEUI and the Scripting API. Below there is a table of the different values.
Parameter for "DCE Quality Of Protection"

Script value	GUI value
Integrity	Message Integrity
Confidentiality	Message Confidentiality

Example script

Here is an example script:

```
/* REXX function */
call syscalls 'ON'
signal on error

name. = 0
name.1 = "conversationname"
name.2 = "servername"
name.3 = "identityofthecontrolregion"
name.4 = "identityoftheserverregion"
name.5 = "serverregionstacksize"
name.6 = "productionserver"
name.7 = "debuggerallowed"
name.8 = "isolationpolicy"
name.9 = "replicationpolicy"
name.10 = "serverregionrequiresjvm"
name.11 = "serverregionjvmname"
name.12 = "localidentity"
name.13 = "remoteidentity"
name.14 = "transactionfactory"
name.15 = "allowserverregiongarbagecollection"
name.16 = "garbagecollectioninterval"
name.17 = "logstreamname"
name.18 = "procname"
name.19 = "allownonauthenticatedclients"
name.20 = "allowuseridpasswd"
name.21 = "useridpassticket"
name.22 = "usedce"
name.23 = "dcequalityofprotection"
name.24 = "dcekeytabfile"
name.25 = "security"
name.26 = "allowssl"
name.27 = "serverdescription"
name.28 = "sslracfkeyring"
name.29 = "sslv2timeout"
name.30 = "sslv3timeout"

val. = 0
val.1 = "API Functiontest"
val.2 = "APIFCT"
val.3 = "IBMUSER"
val.4 = "IBMUSER"
val.5 = "0"
val.6 = "Y"
val.7 = "N"
val.8 = "Multiple_Transactions_Per_Server_Region"
val.9 = "One_Per_Server"
val.10 = "N"
val.11 = ""
val.12 = "CBGUEST"
val.13 = "CBGUEST"
val.14 = "N"
val.15 = "Y"
val.16 = "50000"
val.17 = ""
val.18 = "BBOASR1"
val.19 = "Y"
val.20 = "Y"
val.21 = "N"
val.22 = "N"
val.23 = "No_Protection"
val.24 = ""
val.25 = "ISM_UserID_Password"
val.26 = "N"
val.27 = "APIFCT Description"
```



```

val.28 = ""
val.29 = "100"
val.30 = "600"

rc = 4
i = 1

do while(name.i <> '0')
  rc = XMLGEN("tempin" name.i val.i)
  if (rc == 4) then do
    say "FCT Test #07 failed while XMLGEN"
    exit
  end
  i = i+1
end;

rc = CB390CFG("-action 'createserver' -xmlinput 'inputcreateserver.xml'
              -input 'tempin' -output 'FCT07'")
if (rc == 4) then do
  say "FCT Test #07 failed"
  exit
end
exit

error:
say "Error in FCT Test #07" rc "at line" sigl
say sourceline(sigl)
exit

```

Example output file

The output file may look like this:

```

administratorname.1 CBADMIN
allownonauthenticatedclients.1 Y
allowserverregiongarbagecollection.1 Y
allowssl.1 N
allowuseridpasswd.1 Y
conversationname.1 API Functiontest
dcekeytabfile.1
dcequalityofprotection.1 No_Protection
debuggerallowed.1 N
garbagecollectioninterval.1 50000
identityofthecontrolregion.1 IBMUSER
identityoftheserverregion.1 IBMUSER
isolationpolicy.1 Multiple_Transactions_Per_Server_Region
localidentity.1 CBGUEST
logstreamname.1
procname.1 BBOASR1
productionserver.1 Y
remoteidentity.1 CBGUEST
replicationpolicy.1 One_Per_Server
serverdescription.1 APIFCT Description
servername.1 APIFCT
serverregionjvmname.1
serverregionrequiresjvm.1 N
serverregionstacksize.1 0
sslracfkeyring.1
sslv2timeout.1
sslv3timeout.1
sysplexname.1 PLEX1
transactionfactory.1 N
usedce.1 N
useridpassticket.1 N
security.1 ISM_UserID_Password
environment.1 CLASSPATH = 'Demo:test1' PATH = 'test2'
status 0
message.1 OK
count 1

```

Action “deleteserver”

This action causes a server to be deleted. This is a logical deletion. The deletion does not actually occur until the conversation with which this change is associated is committed.

Syntax

```
rc = CB390CFG—" -action—'deleteserver' —————>
-xmlinput—'defaultxmlfilename' —————>
      | -input—'inputfilename' —————>
- output—'outputfilename' —————>
```

Syntax details

rc The return code (rc) is "0" if no errors were detected. If rc is "4", an error has occurred while processing the action.

defaultxmlfilename

This is the default XML file. The file has to contain a document type definition (DTD) and all of the required parameters. Only the optional attributes can be left out. The default XML file for deleteserver "inputdeleteserver.xml" is listed in section "inputdeleteserver.xml" on page 223. This file is present in the /usr/lpp/WebSphere/samples/smapi directory.

If the environment variable DEFAULT_CLIENT_XML_PATH locates to this directory you only need to type the filename "inputdeleteserver.xml". Otherwise specify the complete location to the default XML file by setting this parameter to "/usr/lpp/WebSphere/samples/smapi/inputdeleteserver.xml". If you want to use your own default XML file, you must specify the complete directory of the file or you **must** set the DEFAULT_CLIENT_XML_PATH to this directory.

inputfilename

This parameter is optional. It specifies a file that contains only name value pairs. Using XMLGEN (Chapter 6, "XMLGEN," on page 207), you can set the values of the default XML file to these new specified values. An example below show how this works. If it is not present, the default xmlinput file **must** contain all of the required parameters.

outputfilename

This parameter specifies the name of the output file. It will be written into the /tmp directory.

Values of default XML file

The table below includes all of the attributes that are known for this server action. The *required* ones must be defined in the default XML file or can be defined by the XMLGEN (Chapter 6, "XMLGEN," on page 207), script. The default XML file is listed in section "inputdeleteserver.xml" on page 223.

Parameter name	Values	Required
conversationname	Name of the conversation	x
servername	Name of the server	x

Example script

Here is an example script:

```
/* REXX function */
call syscalls 'ON'
signal on error

say "FCT Test #09"

name. = 0
name.1 = "conversationname"
name.2 = "servername"

val. = 0
val.1 = "API Functiontest"
val.2 = "APIFCT"

rc = 4
i = 1

do while(name.i <> '0')
  rc = XMLGEN("tempin" name.i val.i)
  if (rc == 4) then do
    say "FCT Test #09 failed while XMLGEN"
    exit
  end
  i = i+1
end;

rc = CB390CFG("-action 'deleteserver' -xmlinput 'inputdeleteserver.xml'
              -input 'tempin' -output 'FCT09'")
if (rc == 4) then do
  say "FCT Test #09 failed"
  exit
end
exit

error:
say "Error in FCT Test #09" rc "at line" sigl
say sourceline(sigl)
exit
```

Example output file

The output file may look like this:

```
administratorname.1 CBADMIN
allownonauthenticatedclients.1 Y
allowserverregiongarbagecollection.1 Y
allowssl.1 N
allowuseridpasswd.1 Y
conversationname.1 API Functiontest
dcekeytabfile.1
dcequalityofprotection.1 No_Protection
debuggerallowed.1 N
garbagecollectioninterval.1 50000
identityofthecontrolregion.1 IBMUSER
identityoftheserverregion.1 IBMUSER
isolationpolicy.1 Multiple_Transactions_Per_Server_Region
localidentity.1 CBGUEST
logstreamname.1
procname.1 BBOASR1
productionserver.1 Y
remoteidentity.1 CBGUEST
replicationpolicy.1 One_Per_Server
serverdescription.1 APIFCT Description
servername.1 APIFCT
serverregionjvmname.1
serverregionrequiresjvm.1 N
```

```

serverregionstacksize.1 0
sslrackeyring.1
sslv2timeout.1 0
sslv3timeout.1 0
sysplexname.1 PLEX1
transactionfactory.1 N
usedce.1 N
useridpassticket.1 N
security.1 ISM_UserID_Password ISM_DCE
environment.1 CLASSPATH = 'testchange1' PATH = 'testchange2'
status 0
message.1 OK
count 1

```

Action “changeserver”

This action causes attributes of the named server to be changed.

Syntax

```

rc = CB390CFG (" -action 'changeserver'
               -xmlinput 'defaultxmlfilename'
               [-input 'inputfilename']
               -output 'outputfilename' ")

```

Syntax details

rc The return code (rc) is "0" if no errors were detected. If rc is "4", an error has occurred while processing the action.

defaultxmlfilename

This is the default XML file. The file has to contain a document type definition (DTD) and all of the required parameters. Only the optional attributes can be left out. The default XML file for changeserver "inputchangeserver.xml" is listed in section "inputchangeserver.xml" on page 224. This file is present in the /usr/lpp/WebSphere/samples/smapi directory.

If the environment variable DEFAULT_CLIENT_XML_PATH locates to this directory you only need to type the filename "inputchangeserver.xml". Otherwise specify the complete location to the default XML file by setting this parameter to "/usr/lpp/WebSphere/samples/smapi/inputchangeserver.xml". If you want to use your own default XML file, you must specify the complete directory of the file or you **must** set the DEFAULT_CLIENT_XML_PATH to this directory.

inputfilename

This parameter is optional. It specifies a file that contains only name value pairs. Using XMLGEN (Chapter 6, "XMLGEN," on page 207), you can set the values of the default XML file to these new specified values. An example below show how this works. If it is not present, the default xmlinput file **must** contain all of the required parameters.

outputfilename

This parameter specifies the name of the output file. It will be written into the /tmp directory.

Values of default XML file

The table below includes all of the attributes that are known for this server

action. The *required* ones must be defined in the default XML file or can be defined by the XMLGEN (Chapter 6, "XMLGEN," on page 207), script. The default XML file is listed in section "inputchangeserver.xml" on page 224.

Parameter name	Values	Required
conversationname	Name of the conversation	x
servername	Name of the server	x
serverdescription	Description of the server	
identityofthecontrolregion		x
identityoftheserverregion		x
serverregionstacksize	Numerical	x
productionserver	Allowed values are "Y" or "N"	x
debuggerallowed	Allowed values are "Y" or "N"	x
isolationpolicy	Allowed values are One_Transaction_Per_server_Region Multiple_Transactions_Per_Server_Region	x
replicationpolicy	Allowed values are One_Per_Server Replicate_As_Needed	x
serverregionrequiresjvm	Allowed values are "Y" or "N"	x
serverregionjvmname	Name of the JVM	x
localidentity	Name of the local identity	x
remoteidentity	Name of the remote identity	x
transactionfactory	Allowed values are "Y" or "N"	x
allowserverregiongarbagecollection	Allowed values are "Y" or "N"	x
garbagecollectioninterval	Numerical value between 0 and 2G	x
logstreamname	Name of the logstream	x
procname		x
allownonauthenticatedclients	Allowed values are "Y" or "N"	x
allowuseridpasswd	Allowed values are "Y" or "N"	x
useridpassticket	Allowed values are "Y" or "N"	x
usedce	Allowed values are "Y" or "N"	x
dcequalityofprotection	Allowed values are No_Protection Integrity Confidentiality	x
dcekeytabfile	Name of the DCE Keytab File	x
allowssl	Allowed values are "Y" or "N"	x
sslrackeyring		x
sslv2timeout	Numeric value between 1 and 100	x
sslv3timeout	Numeric value between 1 86400	x

Parameter name	Values	Required
security	<p>Preference Of Security Type</p> <p>This specifies the sequence of the security. To specify security in the default XML file there must be set an element for each security type. If a security type is specified the attribute must be set.</p> <p>To specify in REXX only one element must be specified. To set the security type security value [value value ...] where value specifies the value of the Security type. If security is specified at least one value must be set. Allowed values are</p> <p>ISM_DCE ISM_UserID_Password ISM_Pass_Ticket ISM_SSLType1 ISM_SSLClientCerts ISM_Kerberos ISM_AssertedID</p>	
smfwrserveractivity	Allowed values are "Y" or "N"	x
smfwrcontaineractivity	Allowed values are "Y" or "N"	x
smfwrserverinterval	Allowed values are "Y" or "N"	x
smfwrcontainerinterval	Allowed values are "Y" or "N"	x
smfintervallength	Numeric value between 15 and 86400 or 0	x
environment	<p>To specify the environment in the default XML there must be set an element for each environment type. If an environment type is specified the attributes must be set.</p> <p>To specify the environment in REXX only one element must be specified. To set the environment type environment name = 'value' [name = 'value' ...], where name specifies the environment name and value the value of the environment. If the environment is specified at least one name = 'value' pair must be specified.</p>	
allowsslclientcerts	Allowed values are "Y" or "N"	x
olthostname	Character (256)	x
oltpport	Character value between 1 and 65535	x
acceptassertedid	Allowed values are "Y" or "N"	x
allowkerberos	Allowed values are "Y" or "N"	x
sendassertedid	Allowed values are "Y" or "N"	x
useibmconfidential	Allowed values are "Y" or "N"	x

For the server properties some changes have occurred between the SMEUI and the Scripting API. Below there is a table of the different values.

Parameter for "DCE Quality Of Protection"

Script value	GUI value
Integrity	Message Integrity
Confidentiality	Message Confidentiality

Example script

Here is an example script:

```
/* REXX function */
call syscalls 'ON'
signal on error

name. = 0
name.1 = "conversationname"
name.2 = "servername"
name.3 = "identityofthecontrolregion"
name.4 = "identityoftheserverregion"
name.5 = "serverregionstacksize"
name.6 = "productionserver"
name.7 = "debuggerallowed"
name.8 = "isolationpolicy"
name.9 = "replicationpolicy"
name.10 = "serverregionrequiresjvm"
name.11 = "serverregionjvmname"
name.12 = "localidentity"
name.13 = "remoteidentity"
name.14 = "transactionfactory"
name.15 = "allowserverregiongarbagecollection"
name.16 = "garbagecollectioninterval"
name.17 = "logstreamname"
name.18 = "procname"
name.19 = "allownonauthenticatedclients"
name.20 = "allowuseridpasswd"
name.21 = "useridpassticket"
name.22 = "usedce"
name.23 = "dcequalityofprotection"
name.24 = "dcekeytabfile"
name.25 = "security"
name.26 = "allowssl"
name.27 = "serverdescription"
name.28 = "sslracfkeyring"
name.29 = "sslv2timeout"
name.30 = "sslv3timeout"

val. = 0
val.1 = "API Functiontest"
val.2 = "APIFCT"
val.3 = "IBMUSER"
val.4 = "IBMUSER"
val.5 = "0"
val.6 = "Y"
val.7 = "N"
val.8 = "Multiple_Transactions_Per_Server_Region"
val.9 = "One_Per_Server"
val.10 = "N"
val.11 = ""
val.12 = "CBGUEST"
val.13 = "CBGUEST"
val.14 = "N"
val.15 = "Y"
val.16 = "50000"
val.17 = ""
val.18 = "BBOASR1"
val.19 = "Y"
val.20 = "Y"
val.21 = "N"
val.22 = "N"
val.23 = "No_Protection"
val.24 = ""
val.25 = "ISM_UserID_Password"
val.26 = "N"
val.27 = "APIFCT Description"
```

```

val.28 = ""
val.29 = "200"
val.30 = "500"

rc = 4
i = 1

do while(name.i <> '0')
  rc = XMLGEN("tempin" name.i val.i)
  if (rc == 4) then do
    say "FCT Test #08 failed while XMLGEN"
    exit
  end
  i = i+1
end;

rc = CB390CFG("-action 'changeserver' -xmlinput 'inputchangeserver.xml'
             -input 'tempin' -output 'FCT08'")
if (rc == 4) then do
  say "FCT Test #08 failed"
  exit
end
exit

error:
say "Error in FCT Test #08" rc "at line" sigl
say sourceline(sigl)
exit

```

Example output file

The output file may look like this:

```

administratorname.1 CBADMIN
allownonauthenticatedclients.1 Y
allowserverregiongarbagecollection.1 Y
allowssl.1 N
allowuseridpasswd.1 Y
conversationname.1 API Functiontest
dcekeytabfile.1
dcequalityofprotection.1 No_Protection
debuggerallowed.1 N
garbagecollectioninterval.1 50000
identityofthecontrolregion.1 IBMUSER
identityoftheserverregion.1 IBMUSER
isolationpolicy.1 Multiple_Transactions_Per_Server_Region
localidentity.1 CBGUEST
logstreamname.1
procname.1 BBOASR1
productionserver.1 Y
remoteidentity.1 CBGUEST
replicationpolicy.1 One_Per_Server
serverdescription.1 APIFCT Description
servername.1 APIFCT
serverregionjvmname.1
serverregionrequiresjvm.1 N
serverregionstacksize.1 0
sslracfkeyring.1
sslv2timeout.1
sslv3timeout.1
sysplexname.1 PLEX1
transactionfactory.1 N
usedce.1 N
useridpassticket.1 N
security.1 ISM_UserID_Password ISM_DCE
environment.1 CLASSPATH = 'testchange1' PATH = 'testchange2'
status 0
message.1 OK
count 1

```


Action “listserver”

This action causes the named server to be listed. If the server name equals “*”, then all servers will be listed.

Syntax

```
rc = CB390CFG—" -action—'listserver' —————>
-xmlinput—'defaultxmlfilename' —————>
      | -input—'inputfilename' —————>
- output—'outputfilename' —————>
```

Syntax details

rc The return code (rc) is “0” if no errors were detected. If rc is “4”, an error has occurred while processing the action.

defaultxmlfilename

This is the default XML file. The file has to contain a document type definition (DTD) and all of the required parameters. Only the optional attributes can be left out. The default XML file for listserver “inputlistserver.xml” is listed in section “inputlistserver.xml” on page 225. This file is present in the /usr/lpp/WebSphere/samples/smapi directory. If the environment variable DEFAULT_CLIENT_XML_PATH locates to this directory you only need to type the filename “inputlistserver.xml”. Otherwise specify the complete location to the default XML file by setting this parameter to “/usr/lpp/WebSphere/samples/smapi/inputlistserver.xml”. If you want to use your own default XML file, you must specify the complete directory of the file or you **must** set the DEFAULT_CLIENT_XML_PATH to this directory.

inputfilename

This parameter is optional. It specifies a file that contains only name value pairs. Using XMLGEN (Chapter 6, “XMLGEN,” on page 207), you can set the values of the default XML file to these new specified values. An example below show how this works. If it is not present, the default xmlinput file **must** contain all of the required parameters.

outputfilename

This parameter specifies the name of the output file. It will be written into the /tmp directory.

Values of default XML file

The table below includes all of the attributes that are known for this server action. The required ones must be defined in the default XML file or can be defined by the XMLGEN (Chapter 6, “XMLGEN,” on page 207), script. The default XML file is listed in section “inputlistserver.xml” on page 225.

Parameter name	Values	Required
conversationname	Name of the conversation	x
servername	“*” to list all server in the conversation	x

Example script

Here is an example script:

```

/* REXX function */
call syscalls 'ON'
signal on error

name. = 0
name.1 = "conversationname"
name.2 = "servername"

val. = 0
val.1 = "API Functiontest"
val.2 = "APIFCT"

rc = 4
i = 1

do while(name.i <> '0')
  rc = XMLGEN("tempin" name.i val.i)
  if (rc == 4) then do
    say "FCT Test #10 failed while XMLGEN"
    exit
  end
  i = i+1
end;

rc = CB390CFG("-action 'listserver' -xmlinput 'inputlistserver.xml'
             -input 'tempin' -output 'FCT10'")
if (rc == 4) then do
  say "FCT Test #10 failed"
  exit
end
exit

error:
say "Error in FCT Test #10" rc "at line" sigl
say sourceline(sigl)
exit

```

Example output file

The output file may look like this:

```

administratorname.1 CBADMIN
allownonauthenticatedclients.1 Y
allowserverregiongarbagecollection.1 Y
allowssl.1 N
allowuseridpasswd.1 Y
conversationname.1 API Functiontest
dcekeytabfile.1
dcequalityofprotection.1 No_Protection
debuggerallowed.1 N
garbagecollectioninterval.1 50000
identityofthecontrolregion.1 IBMUSER
identityoftheserverregion.1 IBMUSER
isolationpolicy.1 Multiple_Transactions_Per_Server_Region
localidentity.1 CBGUEST
logstreamname.1
procname.1 BBOASR1
productionserver.1 Y
remoteidentity.1 CBGUEST
replicationpolicy.1 One_Per_Server
serverdescription.1 APIFCT Description
servername.1 APIFCT
serverregionjvmname.1
serverregionrequiresjvm.1 N
serverregionstacksize.1 0
sslracfkeyring.1
sslv2timeout.1 0
sslv3timeout.1 0
sysplexname.1 PLEX1

```

```

transactionfactory.1 N
usedce.1 N
useridpassticket.1 N
security.1 ISM_UserID_Password ISM_DCE
environment.1 CLASSPATH = 'testchange1' PATH = 'testchange2'
status 0
message.1 OK
count 1

```

Action “importserver”

This action causes a new server to be imported from an HFS file that was previously created by using the *exportserver* action.

Syntax

```

▶— rc = CB390CFG—(“— -action—'importserver' —————▶
▶ -xmlinput—'defaultxmlfilename' —————▶
└── -input—'inputfilename' ───┘
▶ -output—'outputfilename' —”)—————▶▶

```

Syntax details

rc The return code (rc) is "0" if no errors were detected. If rc is "4", an error has occurred while processing the action.

defaultxmlfilename

This is the default XML file. The file has to contain a document type definition (DTD) and all of the required parameters. Only the optional attributes can be left out. The default XML file for listserver "inputimportserver.xml" is listed in section "inputimportserver.xml" on page 226. This file is present in the /usr/lpp/WebSphere/samples/smapi directory. If the environment variable DEFAULT_CLIENT_XML_PATH locates to this directory you only need to type the filename "inputimportserver.xml". Otherwise specify the complete location to the default XML file by setting this parameter to "/usr/lpp/WebSphere/samples/smapi/inputimportserver.xml". If you want to use your own default XML file, you must specify the complete directory of the file or you **must** set the DEFAULT_CLIENT_XML_PATH to this directory.

inputfilename

This parameter is optional. It specifies a file that contains only name value pairs. Using XMLGEN (Chapter 6, "XMLGEN," on page 207), you can set the values of the default XML file to these new specified values. An example below show how this works. If it is not present, the default xmlinput file **must** contain all of the required parameters.

outputfilename

This parameter specifies the name of the output file. It will be written into the /tmp directory.

Values of default XML file

The table below includes all of the attributes that are known for this server action. The required ones must be defined in the default XML file or can be defined by the XMLGEN (Chapter 6, "XMLGEN," on page 207), script. The default XML file is listed in section "inputimportserver.xml" on page 226..

Parameter name	Values	Required
conversationname	Name of a conversation in state modifiable.	x
inputdirectory	Name of the HFS directory to which a server had been previously exported. The import function will look in this directory for a file named server.xml. If the file cannot be found in the given directory, it is also searched for in a subdirectory named after the exported server (see parameter "oldservername").	x
oldservername	The original name of the server that was once exported and is now to be imported.	x
servername	The new name under which the imported server should be created.	x

Example script

Here is an example script:

```

/* REXX function */
call syscalls 'ON'
signal on error

name. = 0
name.1 = "conversationname"
name.2 = "inputdirectory"
name.3 = "oldservername"
name.4 = "servername"

val. = 0
val.1 = "SM API Test"
val.2 = "/u/smapi/test"
val.3 = "BBOASR1"
val.4 = "SMAPI1"

rc = 4
i = 1

/* Generate XML Input */
do while(name.i <> '0')
  rc = XMLGEN("tempin" name.i val.i)
  if (rc == 4) then do
    say "importserver failed while XMLGEN"
    exit
  end
  i = i+1
end;

/* Call function importserver */
rc = CB390CFG("-action 'importserver' -xmlinput 'inputimportserver.xml'
             -input 'tempin' -output 'FCTIM'")
if (rc == 4) then do
  say "Test importserver failed"
  rc = XMLPARSE("FCTIM" "ALL")
  exit
end

```

```

/* Parsing the result */
rc = XMLPARSE("FCTIM" "ALL")
if (rc == 4) then do
    say "Test importserver failed while XMLPARSE"
    exit
end
say "Test importserver completed"
exit

error:
say "Error in Test importserver" rc "at line" sigl
say sourceline(sigl)
exit

```

Example output file

The output file may look like this:

```

acceptassertedid.1 N
administratorname.1 IBMUSER
allowkerberos.1 N
allownonauthenticatedclients.1 Y
allowserverregiongarbagecollection.1 Y
allowssl.1 N
allowsslclientcerts.1 N
allowuseridpasswd.1 Y
conversationname.1 SM API Test
dcekeytabfile.1
dcequalityofprotection.1 No_Protection
debuggerallowed.1 Y
garbagecollectioninterval.1 50000
identityofthecontrolregion.1 IBMUSER
identityoftheserverregion.1 IBMUSER
isolationpolicy.1 One_Transaction_Per_Server_Region
localidentity.1 CBGUEST
logstreamname.1
olthostname.1
oltpport.1 5000
procname.1 SMAPI1
productionserver.1 Y
remoteidentity.1 CBGUEST
replicationpolicy.1 Replicate_As_Needed
sendassertedid.1 N
serverdescription.1 My bboasr1 server
servername.1 BBOASR1
serverregionjvmname.1
serverregionrequiresjvm.1 N
serverregionstacksize.1 0
smfintervallength.1 3600
smfwrcontaineractivity.1 N
smfwrcontainerinterval.1 N
smfwrserveractivity.1 N
smfwrserverinterval.1 N
sslracfkeyring.1 CBKeyring
sslv2timeout.1 100
sslv3timeout.1 600
sysplexname.1 PLEX1
transactionfactory.1 N
usedce.1 N
useibmconfidential.1 N
useridpassticket.1 N
security.1 ISM_UserID_Password
status 0
message.1 OK
count 1

```

Action “exportserver”

This action causes a server to be exported to an HFS file.

Syntax

```
rc = CB390CFG (" -action 'exportserver'
               -xmlinput 'defaultxmlfilename'
               [-input 'inputfilename']
               -output 'outputfilename' ")
```

Syntax details

rc The return code (rc) is "0" if no errors were detected. If rc is "4", an error has occurred while processing the action.

defaultxmlfilename

This is the default XML file. The file has to contain a document type definition (DTD) and all of the required parameters. Only the optional attributes can be left out. The default XML file for listserver "inputexportserver.xml" is listed in section "inputexportserver.xml" on page 227. This file is present in the /usr/lpp/WebSphere/samples/smapi directory. If the environment variable DEFAULT_CLIENT_XML_PATH locates to this directory you only need to type the filename "inputexportserver.xml". Otherwise specify the complete location to the default XML file by setting this parameter to "/usr/lpp/WebSphere/samples/smapi/inputexportserver.xml". If you want to use your own default XML file, you must specify the complete directory of the file or you **must** set the DEFAULT_CLIENT_XML_PATH to this directory.

inputfilename

This parameter is optional. It specifies a file that contains only name value pairs. Using XMLGEN (Chapter 6, "XMLGEN," on page 207), you can set the values of the default XML file to these new specified values. An example below show how this works. If it is not present, the default xmlinput file **must** contain all of the required parameters.

outputfilename

This parameter specifies the name of the output file. It will be written into the /tmp directory.

Values of default XML file

The table below includes all of the attributes that are known for this server action. The required ones must be defined in the default XML file or can be defined by the XMLGEN (Chapter 6, "XMLGEN," on page 207), script. The default XML file is listed in section "inputexportserver.xml" on page 227..

Parameter name	Values	Required
conversationname	Name of a conversation in state "activated" or "replaced"	x

Parameter name	Values	Required
outputdirectory	Name of the HFS directory to which the server should be exported. The export function will automatically create a subdirectory here named after the exported server. A file named "server.xml" is created in that subdirectory that contains the complete server definition.	x
servername	The name of the server to be exported	x

Example script

Here is an example script:

```

/* REXX function */
call syscalls 'ON'
signal on error

name. = 0
name.1 = "conversationname"
name.2 = "outputdirectory"
name.3 = "servername"

val. = 0
val.1 = "SM API Test"
val.2 = "/u/smapi/test"
val.3 = "BBOASR1"

rc = 4
i = 1

/* Generate XML Input */
do while(name.i <> '0')
  rc = XMLGEN("tempin" name.i val.i)
  if (rc == 4) then do
    say "Test exportserver failed while XMLGEN"
    exit
  end
  i = i+1
end;

/* Call function exportserver */
rc = CB390CFG("-action 'exportserver' -xmlinput 'inputexportserver.xml'
             -input 'tempin' -output 'FCTEX'")
if (rc == 4) then do
  say "Test exportserver failed"
  rc = XMLPARSE("FCTEX" "ALL")
  exit
end

/* Parsing the result */
rc = XMLPARSE("FCTEX" "ALL")
if (rc == 4) then do
  say "Test exportserver failed while XMLPARSE"
  exit
end
say "Test exportserver completed"
exit

```

```
error:
say "Error in Test exportserver" rc "at line" sigl
say sourceline(sigl)
exit
```

Example output file

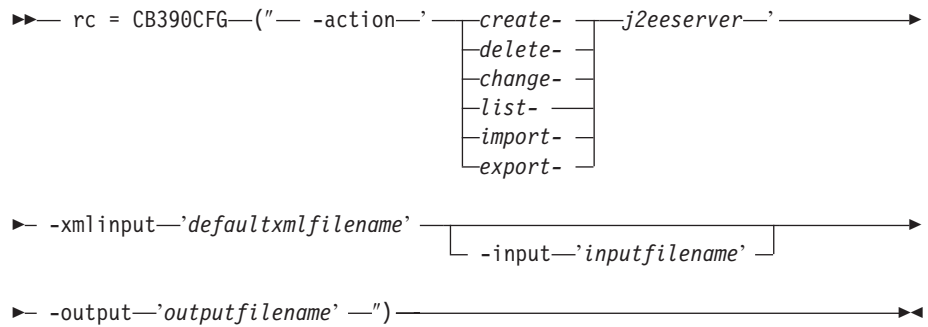
The output file may look like this:

```
acceptassertedid.1 N
administratorname.1 IBMUSER
allowkerberos.1 N
allownonauthenticatedclients.1 Y
allowserverregiongarbagecollection.1 Y
allowssl.1 N
allowsslclientcerts.1 N
allowuseridpasswd.1 Y
conversationname.1 SM API Test
dcekeytabfile.1
dcequalityofprotection.1 No_Protection
debuggerallowed.1 Y
garbagecollectioninterval.1 50000
identityofthecontrolregion.1 IBMUSER
identityoftheserverregion.1 IBMUSER
isolationpolicy.1 One_Transaction_Per_Server_Region
localidentity.1 CBGUEST
logstreamname.1
olthostname.1
oltpport.1 5000
procname.1 BBOASR1
productionserver.1 Y
remoteidentity.1 CBGUEST
replicationpolicy.1 Replicate_As_Needed
sendassertedid.1 N
serverdescription.1 My bboasr1 server
servername.1 BBOASR1
serverregionjvmname.1
serverregionrequiresjvm.1 N
serverregionstacksize.1 0
smfintervallength.1 3600
smfwrcontaineractivity.1 N
smfwrcontainerinterval.1 N
smfwrserveractivity.1 N
smfwrserverinterval.1 N
sslracfkeyring.1 CBKeyring
sslv2timeout.1 100
sslv3timeout.1 600
sysplexname.1 PLEX1
transactionfactory.1 N
usedce.1 N
useibmconfidential.1 N
useridpassticket.1 N
security.1 ISM_UserID_Password
status 0
message.1 OK
count 1
```

J2EE Server

These functions are for the modifications of a J2EE server.

Syntax



Syntax details

rc The return code (rc) is "0" if no errors were detected. If the return code (rc) is "4", an error has occurred while processing the action.

action

createj2eeserver Causes a new J2EE server to be created.

deletej2eeserver Causes the J2EE server to be deleted.

changej2eeserver
Causes the J2EE server to be changed.

listj2eeserver Causes the J2EE server to be listed.

importj2eeserver
Causes the J2EE server to be imported into HFS files.

exportj2eeserver Causes a new J2EE server to be exported from HFS files.

-xmlinput

This is the default XML file. In this file all required parameters for the action which should be performed **must** be specified. This file is an XML file with a document type definition (DTD) that only specifies the structure of the document. The user can specify default values for each parameter, but these parameters can be overridden by the REXX script via the input parameter. All default XML files are listed in Chapter 10, "Default XML files," on page 215. The parameters in these files are set to the default values of the SM Administration EUI.

The default XML file **must** be present in the path that is specified by the environment variable DEFAULT_CLIENT_XML_PATH, or the user must specify its path.

Example: `-xmlinput 'inputcreatej2eeserver.xml'` specifies the default input XML file in the DEFAULT_CLIENT_XML_PATH. But `-xmlinput './inputcreatej2eeserver.xml'` specifies the file in the current directory.

The user can modify the default path for the default XML files by setting the environment variable DEFAULT_CLIENT_XML_PATH to another existing path. Make sure that the path exists and that the default XML file that will be used is in this directory.

-input

This is an optional parameter for the CB390CFG API. It specifies the input file that contains the name value pairs that should override the parameters of the default XML file. To generate an XML file using

REXX variables, use a tool called XMLGEN. This tool is described in Chapter 6, "XMLGEN," on page 207.

Important: The input file will be deleted after the parameters are merged with the default XML file.

-output

The output file contains further information. There is an example output file in the description of each J2EE server action. The general output format for a J2EE server action looks like this:

```
acceptassertedid.1 Y|N
administratorname.1 AdministratorName
allowkerberos.1 Y|N
allownonauthenticatedclients.1 Y|N
allowserverregiongarbagecollection.1 Y|N
allowssl.1 Y|N
allowsslclientcerts.1 Y|N
allowuseridpasswd.1 Y|N
conversationname.1 ConversationName
dcekeytabfile.1 DCEKeyTabFile
dcequalityofprotection.1 DCEQualityOfProtectionState
debuggerallowed.1 Y|N
enablerunasidentity.1 Y|N
garbagecollectioninterval.1 Number(0-2G)
identityofthecontrolregion.1 IdentityOfTheControlRegion
identityoftheserverregion.1 IdentityOfTheServerRegion
isolationpolicy.1 IsolationPolicyState
j2eeserverdescription.1 ServerDescription
j2eeservername.1 ServerName
localidentity.1 LocalIdentity
logstreamname.1 LogStreamName
olthostname.1 ObjectLevelTraceHostName
oltpport.1 Number(0-65535)
procname.1 ProcName
productionserver.1 Y|N
remoteidentity.1 RemoteIdentity
replicationpolicy.1 ReplicationPolicyState
sendassertedid.1 Y|N
serverregionjvmname.1 ServerRegionJVMName
serverregionrequiresjvm.1 Y|N
serverregionstacksize.1 Number(0-100000)
smfintervallength.1 Number(0,15-86400)
smfwrcontaineractivity.1 Y|N
smfwrcontainerinterval.1 Y|N
smfwrserveractivity.1 Y|N
smfwrserverinterval.1 Y|N
sslracfkeyring.1 SSL_RACF_Keyring
sslv2timeout.1 SSL_V2Timeout
sslv3timeout.1 SSL_V3Timeout
sysplexname.1 SysplexName
transactionfactory.1 Y|N
usedce.1 Y|N
useibmconfidential.1 Y|N
useridpassticket.1 Y|N
security.1 Security
environment.1 Environment
status 0|4
message.1 OK|ErrorMessage
count NumberOfListedServers
```

Note: The property "garbagecollectioninterval" is now called "Server recycling interval" in the SMEUI—these properties are the same.

Action “createj2eeserver”

This action causes a new J2EE server to be created.

Syntax

```
rc = CB390CFG (" -action 'createj2eeserver'
               -xmlinput 'defaultxmlfilename'
               [-input 'inputfilename']
               -output 'outputfilename' )
```

Syntax details

rc The return code (rc) is "0" if no errors were detected. If rc is "4", an error has occurred while processing the action.

defaultxmlfilename

This is the default XML file. The file has to contain a document type definition (DTD) and all of the required parameters. Only the optional attributes can be left out. The default XML file for createj2eeserver "inputcreatej2eeserver.xml" is listed in section "inputcreatej2eeserver.xml" on page 230. This file is present in the /usr/lpp/WebSphere/samples/smapi directory.

If the environment variable DEFAULT_CLIENT_XML_PATH locates to this directory, you only need to type the filename "inputcreatej2eeserver.xml". Otherwise, specify the complete location to the default XML file by setting this parameter to "/usr/lpp/WebSphere/samples/smapi/inputcreatej2eeserver.xml". If you want to use your own default XML file, you must specify either the complete directory of the file or set the DEFAULT_CLIENT_XML_PATH to this directory.

inputfilename

This parameter is optional. It specifies a file that contains only name value pairs. Using XMLGEN (Chapter 6, "XMLGEN," on page 207), you can set the values of the default XML file to these new specified values. An example below show how this works. If it is not present, the default xmlinput file **must** contain all of the required parameters.

outputfilename

This parameter specifies the name of the output file. It will be written into the /tmp directory.

Values of default XML file

The table below includes all of the attributes that are known for this server action. The *required* ones must be defined in the default xml file and can be overwritten by the XMLGEN (Chapter 6, "XMLGEN," on page 207), script. The default XML file is listed in section "inputcreatej2eeserver.xml" on page 230.

Parameter name	Values	Required
conversationname	Name of the conversation	x
j2eeservername	Name of the J2EE server	x
j2eeserverdescription	Description of the J2EE server	
identityofthecontrolregion		x

Parameter name	Values	Required
identityoftheserverregion		x
serverregionstacksize	Numerical	x
productionserver	Allowed values are "Y" or "N"	x
debuggerallowed	Allowed values are "Y" or "N"	x
isolationpolicy	Allowed values are One_Transaction_Per_Server_Region Multiple_Transactions_Per_Server_Region	x
replicationpolicy	Allowed values are One_Per_Server Replicate_As_Needed	x
serverregionrequiresjvm	Setting this property has no effect.	x
serverregionjvmname	Name of the JVMSetting this property has no effect.	x
localidentity	Name of the local identity	x
remoteidentity	Name of the remote identity	x
transactionfactory	Allowed values are "Y" or "N"	x
allowserverregiongarbagecollection	Allowed values are "Y" or "N"	x
garbagecollectioninterval	Numerical value between 0 and 2G	x
logstreamname	Name of the logstream	x
procname		x
enablerunasidentity	Allowed values are "Y" or "N"	x
allownonauthenticatedclients	Allowed values are "Y" or "N"	x
allowuseridpasswd	Allowed values are "Y" or "N"	x
useridpassticket	Allowed values are "Y" or "N"	x
usedce	Allowed values are "Y" or "N"	x
dcequalityofprotection	Allowed Values are No_Protection Integrity Confidentiality	x
dcekeytabfile	Name of the DCE Keytab File	x
allowssl	Allowed values are "Y" or "N"	x
allowsslclientcerts	Allowed values are "Y" or "N"	x
allowkerberos	Allowed values are "Y" or "N"	x
sendassertedid	Allowed values are "Y" or "N"	x
useibmconfidential	Allowed values are "Y" or "N"	x
acceptassertedid	Allowed values are "Y" or "N"	x
sslrackeyring		x
sslv2timeout	Numeric value between 1 and 100	x
sslv3timeout	Numeric value between 1 and 86400	x

Parameter name	Values	Required
security	<p>Preference Of Security Type</p> <p>This specifies the sequence of the security. To specify security in the default XML file there must be set an element for each security type. If a security type is specified the attribute must be set.</p> <p>To specify in REXX only one element must be specified. To set the security type security value [value value ...] where value specifies the value of the Security type. If security is specified at least one value must be set. Allowed values are</p> <p>ISM_DCE ISM_UserID_Password ISM_Pass_Ticket ISM_SSLType1 ISM_SSLClientCerts ISM_Kerberos ISM_AssertedID</p>	
smfwrserveractivity	Allowed values are "Y" or "N"	x
smfwrcontaineractivity	Allowed values are "Y" or "N"	x
smfwrserverinterval	Allowed values are "Y" or "N"	x
smfwrcontainerinterval	Allowed values are "Y" or "N"	x
smfintervallength	Numeric value between 15 and 86400 or 0	x
environment	<p>To specify the environment in the default XML there must be set an element for each environment type. If an environment type is specified the attributes must be set.</p> <p>To specify the environment in REXX only one element must be specified. To set the environment type environment name ='value' [name ='value' ...], where name specifies the environment name and value the value of the environment. If the environment is specified atleast one name ='value' pair must be specified.</p>	
olthostname	Character (256)	x
oltport	Character value between 1 and 65535	x

For the J2EE server properties some changes have occurred between the SMEUI and the Scripting API. Below there is a table of the different values.
Parameter for "DCE Quality Of Protection"

Script value	GUI value
Integrity	Message Integrity
Confidentiality	Message Confidentiality

Example script

Here is an example script:

```
/* REXX function */
call syscalls 'ON'
signal on error

say "FCT Test #createj2eeserver"
```

```

name. = 0
name.1 = "conversationname"
name.2 = "j2eeservername"
name.3 = "j2eeserverdescription"
name.4 = "identityofthecontrolregion"
name.5 = "identityoftheserverregion"
name.6 = "serverregionstacksize"
name.7 = "productionserver"
name.8 = "debuggerallowed"
name.9 = "olthostname"
name.10 = "oltport"
name.11 = "isolationpolicy"
name.12 = "replicationpolicy"
name.13 = "serverregionrequiresjvm"
name.14 = "serverregionjvmname"
name.15 = "localidentity"
name.16 = "remoteidentity"
name.17 = "transactionfactory"
name.18 = "allowserverregiongarbagecollection"
name.19 = "garbagecollectioninterval"
name.20 = "logstreamname"
name.21 = "procname"
name.22 = "enablerunasidentity"
name.23 = "allownonauthenticatedclients"
name.24 = "allowuseridpasswd"
name.25 = "useridpassticket"
name.26 = "usedce"
name.27 = "dcequalityofprotection"
name.28 = "dcekeytabfile"
name.29 = "allowssl"
name.30 = "allowsslclientcerts"
name.31 = "allowkerberos"
name.32 = "acceptassertedid"
name.33 = "sendassertedid"
name.34 = "useibmconfidential"
name.35 = "sslracfkeyring"
name.36 = "sslv2timeout"
name.37 = "sslv3timeout"
name.38 = "security"
name.39 = "smfwrserveractivity"
name.40 = "smfwrcontaineractivity"
name.41 = "smfwrserverinterval"
name.42 = "smfwrcontainerinterval"
name.43 = "smfintervallength"
name.44 = "environment"

val. = 0
val.1 = "API Functiontest"
val.2 = "J2EESRV"
val.3 = "APIFCT Description"
val.4 = "IBMUSER"
val.5 = "IBMUSER"
val.6 = "0"
val.7 = "Y"
val.8 = "N"
val.9 = ""
val.10 = "7000"
val.11 = "Multiple_Transactions_Per_Server_Region"
val.12 = "One_Per_Server"
val.13 = "N"
val.14 = ""
val.15 = "CBGUEST"
val.16 = "CBGUEST"
val.17 = "N"
val.18 = "Y"
val.19 = "50000"

```

```

val.20 = ""
val.21 = "BBOASR1"
val.22 = "Y"
val.23 = "Y"
val.24 = "Y"
val.25 = "N"
val.26 = "N"
val.27 = "No_Protection"
val.28 = ""
val.29 = "N"
val.30 = "Y"
val.31 = "Y"
val.32 = "Y"
val.33 = "Y"
val.34 = "Y"
val.35 = "CBKeyring"
val.36 = "100"
val.37 = "600"
val.38 = "ISM_UserID_Password"
val.39 = "N"
val.40 = "N"
val.41 = "N"
val.42 = "N"
val.43 = "0"
val.44 = "CLASSPATH='Demo:test1' PATH='test2'
        DEFAULT_CLIENT_XML_PATH='/sm/xml'"
rc = 4
i = 1
/* Generate XML Input */
do while(name.i <> '0')
rc = XMLGEN("tempin" name.i val.i)
if (rc == 4) then do
say "FCT Test #createj2eeserver failed while XMLGEN"
exit
end
i = i+1
end;
/* Call the function: createj2eeserver */
rc = CB390CFG("-action 'createj2eeserver' -xmlinput
            'inputcreatej2eeserver.xml' -input 'tempin'
            -output 'createj2eeserver'")
if (rc == 4) then do
say "FCT Test #createj2eeserver failed"
exit
end
/* Parse the result */
rc = XMLPARSE("createj2eeserver" "ALL")
if (rc == 4) then do
say "FCT Test #createj2eeserver failed while XMLPARSE"
exit
end
say "FCT Test #createj2eeserver completed"
return 0
exit
error:
say "Error in FCT Test #createj2eeserver" rc "at line" sig1
say sourceline(sig1)
exit

```

Example output file

The output file may look like this:

```

acceptassertedid.1 Y
administratorname.1 CBADMIN
allowkerberos.1 Y
allownonauthenticatedclients.1 Y
allowserverregiongarbagecollection.1 Y
allowssl.1 N

```

```

allowsslclientcerts.1 Y
allowuseridpasswd.1 Y
conversationname.1 API Functiontest
dcekeytabfile.1
dcequalityofprotection.1 No_Protection
debuggerallowed.1 N
enablerunasidentity.1 Y
garbagecollectioninterval.1 50000
identityofthecontrolregion.1 IBMUSER
identityoftheserverregion.1 IBMUSER
isolationpolicy.1 Multiple_Transactions_Per_Server_Region
j2eeserverdescription.1 APIFCT Description
j2eeservername.1 J2EESRV
localidentity.1 CBGUEST
logstreamname.1
olthostname.1
oltpport.1 7000
procname.1 BBOASR1
productionserver.1 Y
remoteidentity.1 CBGUEST
replicationpolicy.1 One_Per_Server
sendassertedid.1 Y
serverregionjvmname.1
serverregionrequiresjvm.1 Y
serverregionstacksize.1 0
smfintervallength.1 0
smfwrcontaineractivity.1 N
smfwrcontainerinterval.1 N
smfwrserveractivity.1 N
smfwrserverinterval.1 N
sslrackeyring.1 CBKeyring
sslv2timeout.1 100
sslv3timeout.1 600
sysplexname.1 PLEX1
transactionfactory.1 N
usedce.1 N
useibmconfidential.1 Y
useridpassticket.1 N
security.1 ISM_UserID_Password
environment.1 CLASSPATH = 'Demo:test1' PATH = 'test2'
                DEFAULT_CLIENT_XML_PATH = '/sm/xml'
status 0
message.1 OK
count 1

```

Action “deletej2eeserver”

This action causes a J2EE server to be deleted. This is a logical deletion. The deletion does not actually occur until the conversation with which this change is associated is committed.

Syntax

```

▶▶ rc = CB390CFG—(“ — -action—'deletej2eeserver' —————▶
▶ -xmlinput—'defaultxmlfilename' —————▶
    └── -input—'inputfilename' ───┘
▶ -output—'outputfilename' —”)—————▶▶

```

Syntax details

rc The return code (rc) is "0" if no errors were detected. If rc is "4", an error has occurred while processing the action.

defaultxmlfilename

This is the default XML file. The file has to contain a document type definition (DTD) and all of the required parameters. Only the optional attributes can be left out. The default XML file for deletej2eeserver "inputdeletej2eeserver.xml" is listed in section "inputdeletej2eeserver.xml" on page 232. This file is present in the /usr/lpp/WebSphere/samples/smapi directory.

If the environment variable DEFAULT_CLIENT_XML_PATH locates to this directory, you only need to type the filename "inputdeletej2eeserver.xml". Otherwise, specify the complete location to the default XML file by setting this parameter to "/usr/lpp/WebSphere/samples/smapi/inputdeletej2eeserver.xml". If you want to use your own default XML file, you must specify either the complete directory of the file or set the DEFAULT_CLIENT_XML_PATH to this directory.

inputfilename

This parameter is optional. It specifies a file that contains only name value pairs. Using XMLGEN (Chapter 6, "XMLGEN," on page 207), you can set the values of the default XML file to these new specified values. An example below show how this works. If it is not present, the default xmlinput file **must** contain all of the required parameters.

outputfilename

This parameter specifies the name of the output file. It will be written into the /tmp directory.

Values of default XML file

The table below includes all of the attributes that are known for this server action. The *required* ones must be defined in the default xml file and can be overwritten by the XMLGEN (Chapter 6, "XMLGEN," on page 207), script. The default XML file is listed in section "inputdeletej2eeserver.xml" on page 232.

Parameter name	Values	Required
conversationname	Name of the conversation	x
j2eeservername	Name of the J2EE server	x

Example script

Here is an example script:

```
/* REXX function */
/* Functiontest Test : deletej2eeserver*/

/* Dependencies: */
/* The conversation "API Functiontest" must be added*/
/* The J2EEserver "J2EESRV" must be added in the conversation
   "API Functiontest"*/
call syscalls 'ON'
signal on error

say "FCT Test #deletej2eeserver"

name. = 0
name.1 = "conversationname"
name.2 = "j2eeservername"

val. = 0
val.1 = "API Functiontest"
val.2 = "J2EESRV"
```

```

rc = 4
i = 1

/*Generate XML Input */
do while(name.i <> '0')
  rc = XMLGEN("tempin" name.i val.i)
  if (rc == 4) then do
    say "FCT Test #deletej2eeserver failed while XMLGEN"
    exit
  end
  i = i+1
end;

/* Call the function: deletej2eeserver */
rc = CB390CFG("-action 'deletej2eeserver' -xmlinput
'inputdeletej2eeserver.xml' -input 'tempin'
-output 'deletej2eeserver'")
if (rc == 4) then do
  say "FCT Test #deletej2eeserver failed"
  exit
end

/* Parse the result */
rc = XMLPARSE("deletej2eeserver" "ALL")
if (rc == 4) then do
  say "FCT Test #deletej2eeserver failed while XMLPARSE"
  exit
end
say "FCT Test #deletej2eeserver completed"
exit

error:
say "Error in FCT Test #deletej2eeserver" rc "at line" sigl
say sourceline(sigl)
exit

```

Example output file

The output file may look like this:

```

acceptassertedid.1 Y
administratorname.1 CBADMIN
allowkerberos.1 Y
allownonauthenticatedclients.1 Y
allowserverregiongarbagecollection.1 Y
allowssl.1 N
allowsslclientcerts.1 Y
allowuseridpasswd.1 Y
conversationname.1 API Functiontest
dcekeytabfile.1
dcequalityofprotection.1 No_Protection
debuggerallowed.1 N
enablerunasidentity.1 Y
garbagecollectioninterval.1 50000
identityofthecontrolregion.1 IBMUSER
identityoftheserverregion.1 IBMUSER
isolationpolicy.1 Multiple_Transactions_Per_Server_Region
j2eeserverdescription.1 APIFCT Description of changed server
j2eeservername.1 J2EESRV
localidentity.1 CBGUEST
logstreamname.1
olthostname.1
oltport.1 7000
procname.1 BBOASR1
productionserver.1 Y
remoteidentity.1 CBGUEST
replicationpolicy.1 One_Per_Server
sendassertedid.1 Y

```

```

serverregionjvmname.1
serverregionrequiresjvm.1 Y
serverregionstacksize.1 0
smfintervallength.1 100
smfwrcontaineractivity.1 Y
smfwrcontainerinterval.1 Y
smfwrserveractivity.1 Y
smfwrserverinterval.1 Y
sslracfkeyring.1 CBKeyring
sslv2timeout.1 100
sslv3timeout.1 600
sysplexname.1 PLEX1
transactionfactory.1 N
usedce.1 N
useibmconfidential.1 Y
useridpassticket.1 N
security.1 ISM_UserID_Password
environment.1 1 = 'CLASSPATH' Demo:test1 = '1' PATH = 'test2'
1 = 'DEFAULT_CLIENT_XML_PATH' /sm/xml = '0'
LIBPATH = '/:/lib:/java/J1.3/bin:/java/J1.3/bin/classic:
/db2beta/db2710/lib:/web/usr/lpp/WebSphere/lib'
0 = 'NM_GENERIC_SERVER_NAME' CBNAMING = '0' TRACEALL = '1'
0 = 'TRACEPARM' 00 = '0' TRACEBUFFLOC = 'SYSPRINT BUFFER'
0 = 'TRACEBUFFSIZE' 128K = '0' TRACEBUFFCOUNT = '4'
0 = 'OTS_DEFAULT_TIMEOUT' 14400 = '0' OTS_MAXIMUM_TIMEOUT = '14400'
0 = 'DAEMON_PORT' 5555 = '0' RESOLVE_PORT = '900'
0 = 'RESOLVE_IPNAME' BOSSXXXX = '0'
LDAPIRCONF = 'mvsdsom.db2510.slapd.cbases405.conf' 0 = 'LDAPCONF'
'mvsdsom.db2510.slapd.cbases405.conf' = '0'
status 0
message.1 OK
count 1

```

Action “changej2eeserver”

This action causes attributes of the named J2EE server to be changed.

Syntax

```

rc = CB390CFG—(“— -action—'changej2eeserver' —————>
-xmlinput—'defaultxmlfilename' —————>
└ -input—'inputfilename' ─┘
-output—'outputfilename' —”)—————>>

```

Syntax details

rc The return code (rc) is "0" if no errors were detected. If rc is "4", an error has occurred while processing the action.

defaultxmlfilename

This is the default XML file. The file has to contain a document type definition (DTD) and all of the required parameters. Only the optional attributes can be left out. The default XML file for changej2eeserver "inputchangej2eeserver.xml" is listed in section "inputchangej2eeserver.xml" on page 232. This file is present in the /usr/lpp/WebSphere/samples/smapi directory.

If the environment variable DEFAULT_CLIENT_XML_PATH locates to this directory, you only need to type the filename "inputchangej2eeserver.xml". Otherwise, specify the complete location to the default XML file by setting this parameter to "/usr/lpp/WebSphere/samples/smapi/inputchangej2eeserver.xml". If

you want to use your own default XML file, you must specify either the complete directory of the file or set the `DEFAULT_CLIENT_XML_PATH` to this directory.

inputfilename

This parameter is optional. It specifies a file that contains only name value pairs. Using XMLGEN (Chapter 6, "XMLGEN," on page 207), you can set the values of the default XML file to these new specified values. An example below show how this works. If it is not present, the default `xmlinput` file **must** contain all of the required parameters.

outputfilename

This parameter specifies the name of the output file. It will be written into the `/tmp` directory.

Values of default XML file

The table below includes all of the attributes that are known for this server action. The *required* ones must be defined in the default xml file and can be overwritten by the XMLGEN (Chapter 6, "XMLGEN," on page 207), script. The default XML file is listed in section "inputchangej2eeserver.xml" on page 232.

Parameter name	Values	Required
conversationname	Name of the conversation	x
j2eeservername	Name of the J2EE server	x
j2eeserverdescription	Description of the J2EE server	
identityofthecontrolregion		x
identityoftheserverregion		x
serverregionstacksize	Numerical	x
productionserver	Allowed values are "Y" or "N"	x
debuggerallowed	Allowed values are "Y" or "N"	x
isolationpolicy	Allowed values are One_Transaction_Per_server_Region Multiple_Transactions_Per_Server_Region	x
replicationpolicy	Allowed values are One_Per_Server Replicate_As_Needed	x
serverregionrequiresjvm	Setting this property has no effect.	x
serverregionjvmname	Name of the JVMSetting this property has no effect.	x
localidentity	Name of the local identity	x
remoteidentity	Name of the remote identity	x
transactionfactory	Allowed values are "Y" or "N"	x
allowserverregiongarbagecollection	Allowed values are "Y" or "N"	x
garbagecollectioninterval	Numerical value between 0 and 2G	x
logstreamname	Name of the logstream	x
procname		x
enablerunasidentity	Allowed values are "Y" or "N"	x
allownonauthenticatedclients	Allowed values are "Y" or "N"	x
allowuseridpasswd	Allowed values are "Y" or "N"	x

Parameter name	Values	Required
useridpassticket	Allowed values are "Y" or "N"	x
usedce	Allowed values are "Y" or "N"	x
dcequalityofprotection	Allowed values are No_Protection Integrity Confidentiality	x
dcekeytabfile	Name of the DCE Keytab File	x
allowssl	Allowed values are "Y" or "N"	x
allowsslclientcerts	Allowed values are "Y" or "N"	x
allowkerberos	Allowed values are "Y" or "N"	x
sendassertedid	Allowed values are "Y" or "N"	x
acceptassertedid	Allowed values are "Y" or "N"	x
useibmconfidential	Allowed values are "Y" or "N"	x
sslrackeyring		x
sslv2timeout	Numeric value between 1 and 100	x
sslv3timeout	Numeric value between 1 86400	x
security	Preference Of Security Type This specifies the sequence of the security. To specify security in the default XML file there must be set an element for each security type. If a security type is specified the attribute must be set. To specify in REXX only one element must be specified. To set the security type security value [value value ...] where value specifies the value of the Security type. If security is specified at least one value must be set. Allowed values are ISM_DCE ISM_UserID_Password ISM_Pass_Ticket ISM_SSLType1 ISM_SSLClientCerts ISM_Kerberos ISM_AssertedID	
smfwrserveractivity	Allowed values are "Y" or "N"	x
smfwrcontaineractivity	Allowed values are "Y" or "N"	x
smfwrserverinterval	Allowed values are "Y" or "N"	x
smfwrcontainerinterval	Allowed values are "Y" or "N"	x
smfintervallength	Numeric value between 15 and 86400 or 0	x

Parameter name	Values	Required
environment	To specify the environment in the default XML there must be set an element for each environment type. If an environment type is specified the attributes must be set. To specify the environment in REXX only one element must be specified. To set the environment type environment name = 'value' [name = 'value' ...], where name specifies the environment name and value the value of the environment. If the environment is specified at least one name = 'value' pair must be specified.	
olthostname	Character (256)	x
oltport	Character value between 1and 65535	x

For the J2EE server properties some changes have occurred between the SMEUI and the Scripting API. Below there is a table of the different values.

Parameter for "DCE Quality Of Protection"

Script value	GUI value
Integrity	Message Integrity
Confidentiality	Message Confidentiality

Example script

Here is an example script:

```

/* REXX function */
call syscalls 'ON'
signal on error

say "FCT Test #changej2eeserver"

name. = 0
name.1 = "conversationname"
name.2 = "j2eeservername"
name.3 = "j2eeserverdescription"
name.4 = "identityofthecontrolregion"
name.5 = "identityoftheserverregion"
name.6 = "serverregionstacksize"
name.7 = "productionserver"
name.8 = "debuggerallowed"
name.9 = "olthostname"
name.10 = "oltport"
name.11 = "isolationpolicy"
name.12 = "replicationpolicy"
name.13 = "serverregionrequiresjvm"
name.14 = "serverregionjvmname"
name.15 = "localidentity"
name.16 = "remoteidentity"
name.17 = "transactionfactory"
name.18 = "allowserverregiongarbagecollection"
name.19 = "garbagecollectioninterval"
name.20 = "logstreamname"
name.21 = "procname"
name.22 = "enablerunasidentity"
name.23 = "allownonauthenticatedclients"
name.24 = "allowuseridpasswd"
name.25 = "useridpassticket"
name.26 = "usedce"

```

```

name.27 = "dcequalityofprotection"
name.28 = "dcekeytabfile"
name.29 = "allowssl"
name.30 = "allowsslclientcerts"
name.31 = "allowkerberos"
name.32 = "acceptassertedid"
name.33 = "sendassertedid"
name.34 = "useibmconfidential"
name.35 = "sslracfkeyring"
name.36 = "sslv2timeout"
name.37 = "sslv3timeout"
name.38 = "security"
name.39 = "smfwrserveractivity"
name.40 = "smfwrcontaineractivity"
name.41 = "smfwrserverinterval"
name.42 = "smfwrcontainerinterval"
name.43 = "smfintervallength"
name.44 = "environment"

val. = 0
val.1 = "API Functiontest"
val.2 = "J2EESRV"
val.3 = "APIFCT Description of changed server"
val.4 = "IBMUSER"
val.5 = "IBMUSER"
val.6 = "0"
val.7 = "Y"
val.8 = "N"
val.9 = ""
val.10 = "7000"
val.11 = "Multiple_Transactions_Per_Server_Region"
val.12 = "One_Per_Server"
val.13 = "N"
val.14 = ""
val.15 = "CBGUEST"
val.16 = "CBGUEST"
val.17 = "N"
val.18 = "Y"
val.19 = "50000"
val.20 = ""
val.21 = "BBOASR1"
val.22 = "Y"
val.23 = "Y"
val.24 = "Y"
val.25 = "N"
val.26 = "N"
val.27 = "No_Protection"
val.28 = ""
val.29 = "N"
val.30 = "Y"
val.31 = "Y"
val.32 = "Y"
val.33 = "Y"
val.34 = "Y"
val.35 = "CBKeyring"
val.36 = "100"
val.37 = "600"
val.38 = "ISM_UserID_Password"
val.39 = "Y"
val.40 = "Y"
val.41 = "Y"
val.42 = "Y"
val.43 = "100"
val.44 = "CLASSPATH='Demo:test1' PATH='test2'
        DEFAULT_CLIENT_XML_PATH='/sm/xml'"

rc = 4

```

```

i = 1

/* Generate XML Input */
do while(name.i <> '0')
rc = XMLGEN("tempin" name.i val.i)
if (rc == 4) then do
say "FCT Test #changej2eeserver failed while XMLGEN"
exit
end
i = i+1
end;

/* Call the function: changej2eeserver */
rc = CB390CFG("-action 'changej2eeserver' -xmlinput
'inputchangej2eeserver.xml' -input 'tempin'
-output 'changej2eeserver'")
if (rc == 4) then do
say "FCT Test #changej2eeserver failed"
exit
end

/* Parse the result */
rc = XMLPARSE("changej2eeserver" "ALL")
if (rc == 4) then do
say "FCT Test #changej2eeserver failed while XMLPARSE"
exit
end
say "FCT Test #changej2eeserver completed"
return 0
exit

error:
say "Error in FCT Test #changej2eeserver" rc "at line" sigl
say sourceline(sigl)
exit

```

Example output file

The output file may look like this:

```

acceptassertedid.1 Y
administratorname.1 CBADMIN
allowkerberos.1 Y
allownonauthenticatedclients.1 Y
allowserverregiongarbagecollection.1 Y
allowssl.1 N
allowsslclientcerts.1 Y
allowuseridpasswd.1 Y
conversationname.1 API Functiontest
dcekeytabfile.1
dcequalityofprotection.1 No_Protection
debuggerallowed.1 N
enablerunasidentity.1 Y
garbagecollectioninterval.1 50000
identityofthecontrolregion.1 IBMUSER
identityoftheserverregion.1 IBMUSER
isolationpolicy.1 Multiple_Transactions_Per_Server_Region
j2eeserverdescription.1 APIFCT Description of changed server
j2eeservername.1 J2EESRV
localidentity.1 CBGUEST
logstreamname.1
olthostname.1
oltpport.1 7000
procname.1 BBOASR1
productionserver.1 Y
remoteidentity.1 CBGUEST
replicationpolicy.1 One_Per_Server
sendassertedid.1 Y
serverregionjvmname.1

```



```

serverregionrequiresjvm.1 Y
serverregionstacksize.1 0
smfintervallength.1 100
smfwrcontaineractivity.1 Y
smfwrcontainerinterval.1 Y
smfwrserveractivity.1 Y
smfwrserverinterval.1 Y
sslrackeyring.1 CBKeyring
sslv2timeout.1 100
sslv3timeout.1 600
sysplexname.1 PLEX1
transactionfactory.1 N
usedce.1 N
useibmconfidential.1 Y
useridpassticket.1 N
security.1 ISM_UserID_Password
environment.1 CLASSPATH = 'Demo:test1' PATH = 'test2'
                DEFAULT_CLIENT_XML_PATH = '/sm/xml'
status 0
message.1 OK
count 1

```

Action “listj2eeserver”

This action causes the named J2EE server to be listed. If the J2EE server name equals “*”, then all J2EE servers will be listed.

Syntax

```

rc = CB390CFG—" -action—'listj2eeserver' —————>
-xmlinput—'defaultxmlfilename' —————>
                | -input—'inputfilename' |
- -output—'outputfilename' —")—————>>

```

Syntax details

rc The return code (rc) is “0” if no errors were detected. If rc is “4”, an error has occurred while processing the action.

defaultxmlfilename

This is the default XML file. The file has to contain a document type definition (DTD) and all of the required parameters. Only the optional attributes can be left out. The default XML file for listj2eeserver “inputlistj2eeserver.xml” is listed in section “inputlistj2eeserver.xml” on page 234. This file is present in the /usr/lpp/WebSphere/samples/smapi directory. If the environment variable DEFAULT_CLIENT_XML_PATH locates to this directory you only need to type the filename “inputlistj2eeserver.xml”. Otherwise specify the complete location to the default XML file by setting this parameter to “/usr/lpp/WebSphere/samples/smapi/inputlistj2eeserver.xml”. If you want to use your own default XML file, you must specify the complete directory of the file or you **must** set the DEFAULT_CLIENT_XML_PATH to this directory.

inputfilename

This parameter is optional. It specifies a file that contains only name value pairs. Using XMLGEN (Chapter 6, “XMLGEN,” on page 207), you can set the values of the default XML file to these new specified

values. An example below show how this works. If it is not present, the default xmlinput file **must** contain all of the required parameters.

outputfilename

This parameter specifies the name of the output file. It will be written into the /tmp directory.

Values of default XML file

The table below includes all of the attributes that are known for this J2EE server action. The *required* ones must be defined in the default xml file and can be overwritten by the XMLGEN (Chapter 6, "XMLGEN," on page 207), script. The default XML file is listed in section "inputlistj2eeserver.xml" on page 234.

Parameter name	Values	Required
conversationname	Name of the conversation	x
j2eeservername	"*" to list all J2EE servers in the conversation	x

Example script

Here is an example script:

```

/* REXX function */
/* Functiontest Test : listj2eeserver*/

/* Dependencies: */
/* For Part 1: The conversation "API Functiontest" must be added and
   the J2EE server "J2EESRV" must be added in the conversation
   "API Functiontest"*/
/* For Part 2: The conversation "API Functiontest" must be added */
call syscalls 'ON'
signal on error

say "FCT Test #listj2eeserver A"

name. = 0
name.1 = "conversationname"
name.2 = "j2eeservername"

/* Part 1: */
/* List special J2EE server */
val. = 0
val.1 = "API Functiontest"
val.2 = "J2EESRV"

rc = 4
i = 1

/*Generate XML Input */
do while(name.i <> '0')
  rc = XMLGEN("tempin" name.i val.i)
  if (rc == 4) then do
    say "FCT Test #listj2eeserver failed while XMLGEN"
    exit
  end
  i = i+1
end;

/* Call the function: listj2eeserverA */
rc = CB390CFG("-action 'listj2eeserver' -xmlinput 'inputlistj2eeserver.xml'
  -input 'tempin' -output 'listj2eeserverA'")
if (rc == 4) then do
  say "FCT Test #listj2eeserverA failed"
  exit
end;

```

```

end

/* Parse the result */
rc = XMLPARSE("listj2eeserverA" "ALL")
if (rc == 4) then do
  say "FCT Test #listj2eeserverA failed while XMLPARSE"
  exit
end

/* Part 2: */
/* List all J2EE server */

say "FCT Test #listj2eeserver B"

val.2 = "*"

rc = 4
i = 1

/*Generate XML Input */
do while(name.i <> '0')
  rc = XMLGEN("tempin" name.i val.i)
  if (rc == 4) then do
    say "FCT Test #listj2eeserverb failed while XMLGEN"
    exit
  end
  i = i+1
end;

/* Call the function: listj2eeserverB */
rc = CB390CFG("-action 'listj2eeserver' -xmlinput 'inputlistj2eeserver.xml'
-input 'tempin' -output 'listj2eeserverB'")
if (rc == 4) then do
  say "FCT Test #listj2eeserverB failed"
  exit
end

/* Parse the result */
rc = XMLPARSE("listj2eeserverB" "ALL")
if (rc == 4) then do
  say "FCT Test #listj2eeserverB failed while XMLPARSE"
  exit
end
say "FCT Test #listj2eeserverB completed"
exit

error:
say "Error in FCT Test #listj2eeserver" rc "at line" sigl
say sourceline(sigl)
exit

```

Example output file

The output file may look like this:

```

acceptassertedid.1 Y
administratorname.1 CBADMIN
allowkerberos.1 Y
allownonauthenticatedclients.1 Y
allowserverregionarbagecollection.1 Y
allowssl.1 N
allowsslclientcerts.1 Y
allowuseridpasswd.1 Y
conversationname.1 API Functiontest
dcekeytabfile.1
dcequalityofprotection.1 No_Protection
debuggerallowed.1 N
enablerunasidentity.1 Y

```

```

garbagecollectioninterval.1 50000
identityofthecontrolregion.1 IBMUSER
identityoftheserverregion.1 IBMUSER
isolationpolicy.1 Multiple_Transactions_Per_Server_Region
j2eeserverdescription.1 APIFCT Description
j2eeservername.1 J2EESRV
localidentity.1 CBGUEST
logstreamname.1
olthostname.1
oltpport.1 7000
procname.1 BBOASR1
productionserver.1 Y
remoteidentity.1 CBGUEST
replicationpolicy.1 One_Per_Server
sendassertedid.1 Y
serverregionjvmname.1
serverregionrequiresjvm.1 Y
serverregionstacksize.1 0
smfintervallength.1 0
smfwrcontaineractivity.1 N
smfwrcontainerinterval.1 N
smfwrserveractivity.1 N
smfwrserverinterval.1 N
sslracfkeyring.1 CBKeyring
sslv2timeout.1 100
sslv3timeout.1 600
sysplexname.1 PLEX1
transactionfactory.1 N
usedce.1 N
useibmconfidential.1 Y
useridpassticket.1 N
security.1 ISM_UserID_Password
environment.1 CLASSPATH = 'Demo:test1' PATH = 'test2'
                DEFAULT_CLIENT_XML_PATH = '/sm/xml'
status 0
message.1 OK
count 1

```

Action “importj2eeserver”

This action causes a new J2EE Server to be imported from an HFS file that was previously created by using the *exportj2eeserver* action.

Syntax

```

▶ rc = CB390CFG—(“— -action—'importj2eeserver' —————▶
▶ -xmlinput—'defaultxmlfilename' —————▶
    └── -input—'inputfilename' ───┘
▶ -output—'outputfilename' —”)—————▶

```

Syntax details

rc The return code (rc) is "0" if no errors were detected. If rc is "4", an error has occurred while processing the action.

defaultxmlfilename

This is the default XML file. The file has to contain a document type definition (DTD) and all of the required parameters. Only the optional attributes can be left out. The default XML file for listserver "inputimportj2eeserver.xml" is listed in section "inputimportj2eeserver.xml" on page 235. This file is present in the /usr/lpp/WebSphere/samples/smapi directory. If the environment

variable DEFAULT_CLIENT_XML_PATH locates to this directory you only need to type the filename "inputimportj2eeserver.xml". Otherwise specify the complete location to the default XML file by setting this parameter to

"/usr/lpp/WebSphere/samples/smapi/inputimportj2eeserver.xml". If you want to use your own default XML file, you must specify the complete directory of the file or you **must** set the DEFAULT_CLIENT_XML_PATH to this directory.

inputfilename

This parameter is optional. It specifies a file that contains only name value pairs. Using XMLGEN (Chapter 6, "XMLGEN," on page 207), you can set the values of the default XML file to these new specified values. An example below show how this works. If it is not present, the default xmlinput file **must** contain all of the required parameters.

outputfilename

This parameter specifies the name of the output file. It will be written into the /tmp directory.

Values of default XML file

The table below includes all of the attributes that are known for this server action. The required ones must be defined in the default XML file or can be defined by the XMLGEN (Chapter 6, "XMLGEN," on page 207), script. The default XML file is listed in section "inputimportj2eeserver.xml" on page 235.

Parameter name	Values	Required
conversationname	Name of a conversation in state modifiable.	x
inputdirectory	Name of the HFS directory to which a server had been previously exported. The import function will look in this directory for a file named server.xml. If the file cannot be found in the given directory, it is also searched for in a subdirectory named after the exported server (see parameter "olderservername").	x
oldj2eeservername	The original name of the server that was once exported and is now to be imported.	x
j2eeservername	The new name under which the imported server should be created. It is highly recommended to set this parameter to the same value as "olderservername".	x

Example script

Here is an example script:

```
/* REXX function */
call syscalls 'ON'
signal on error

name. = 0
```

```

name.1 = "conversationname"
name.2 = "inputdirectory"
name.3 = "oldservername"
name.4 = "servername"

val. = 0
val.1 = "SM API Test"
val.2 = "/u/smapi/test"
val.3 = "BBOASR2"
val.4 = "BBOASR2"

rc = 4
i = 1

/* Generate XML Input */
do while(name.i <> '0')
  rc = XMLGEN("tempin" name.i val.i)
  if (rc == 4) then do
    say "importj2eeserver failed while XMLGEN"
    exit
  end
  i = i+1
end;

/* Call function importserver */
rc = CB390CFG("-action 'importj2eeserver'
             -xmlinput 'inputimportj2eeserver.xml'
             -input 'tempin' -output 'FCTIM'")
if (rc == 4) then do
  say "Test importj2eeserver failed"
  rc = XMLPARSE("FCTIM" "ALL")
  exit
end

/* Parsing the result */
rc = XMLPARSE("FCTIM" "ALL")
if (rc == 4) then do
  say "Test importj2eeserver failed while XMLPARSE"
  exit
end
say "Test importj2eeserver completed"
exit

error:
say "Error in Test importj2eeserver" rc "at line" sigl
say sourceline(sigl)
exit

```

Example output file

The output file may look like this:

```

acceptassertedid.1 N
administratorname.1 IBMUSER
allowkerberos.1 N
allownonauthenticatedclients.1 Y
allowserverregiongarbagecollection.1 Y
allowssl.1 N
allowsslclientcerts.1 N
allowuseridpasswd.1 Y
conversationname.1 test new j2ee resources
dcekeytabfile.1
dcequalityofprotection.1 No_Protection
debuggerallowed.1 Y
enablerunasidentity.1 N
garbagecollectioninterval.1 50000
identityofthecontrolregion.1 IBMUSER
identityoftheserverregion.1 IBMUSER
isolationpolicy.1 One_Transaction_Per_Server_Region

```

```

j2eeserverdescription.1 My bboasr2 server
j2eeservername.1 BBOASR2
localidentity.1 CBGUEST
logstreamname.1
olthostname.1
oltpport.1 5000
procname.1 BBOASR2
productionserver.1 Y
remoteidentity.1 CBGUEST
replicationpolicy.1 Replicate_As_Needed
sendassertedid.1 N
serverregionjvmname.1
serverregionrequiresjvm.1 N
serverregionstacksize.1 0
sslracfkeyring.1 CBKeyring
sslv2timeout.1 100
sslv3timeout.1 600
sysplexname.1 PLEX1
transactionfactory.1 N
usedce.1 N
useibmconfidential.1 N
useridpassticket.1 Y
security.1 ISM_UserID_Password ISM_Pass_Ticket
environment.1 DB2_STATEFUL_STORE = '1' JDBC_URL = 'jdbc:db2os390:loc1'
status 0
message.1 OK
count 1

```

Action “exportj2eeserver”

This action causes a J2EE server, together with all its J2EE applications, to be exported to an HFS file.

Syntax

```

rc = CB390CFG—" -action—'exportj2eeserver' —————>
-xmlinput—'defaultxmlfilename' —————>
      | -input—'inputfilename' —————>
- output—'outputfilename' —————>

```

Syntax details

rc The return code (rc) is "0" if no errors were detected. If rc is "4", an error has occurred while processing the action.

defaultxmlfilename

This is the default XML file. The file has to contain a document type definition (DTD) and all of the required parameters. Only the optional attributes can be left out. The default XML file for listserver

"inputexportj2eeserver.xml" is listed in section

"inputexportj2eeserver.xml" on page 235. This file is present in the /usr/lpp/WebSphere/samples/smapi directory. If the environment variable DEFAULT_CLIENT_XML_PATH locates to this directory you only need to type the filename "inputexportj2eeserver.xml". Otherwise specify the complete location to the default XML file by setting this parameter to

"/usr/lpp/WebSphere/samples/smapi/inputexportj2eeserver.xml". If you want to use your own default XML file, you must specify the complete directory of the file or you **must** set the DEFAULT_CLIENT_XML_PATH to this directory.

inputfilename

This parameter is optional. It specifies a file that contains only name value pairs. Using XMLGEN (Chapter 6, "XMLGEN," on page 207), you can set the values of the default XML file to these new specified values. An example below show how this works. If it is not present, the default xmlinput file **must** contain all of the required parameters.

outputfilename

This parameter specifies the name of the output file. It will be written into the /tmp directory.

Values of default XML file

The table below includes all of the attributes that are known for this server action. The required ones must be defined in the default XML file or can be defined by the XMLGEN (Chapter 6, "XMLGEN," on page 207), script. The default XML file is listed in section "inputexportj2eeserver.xml" on page 235.

Parameter name	Values	Required
conversationname	Name of a conversation in state "activated" or "replaced"	x
outputdirectory	Name of the HFS directory to which the j2ee server should be exported. The export function will automatically create a subdirectory here named after the exported j2ee server. A file named "server.xml" is created in that subdirectory that contains the complete j2ee server definition. Next to this file a set of files named with UUIDs are created that contain the applications and resources of this server.	x
j2eeservername	The name of the j2ee server to be exported	x

Example script

Here is an example script:

```
/* REXX function */
call syscalls 'ON'
signal on error

name. = 0
name.1 = "conversationname"
name.2 = "outputdirectory"
name.3 = "servername"

val. = 0
val.1 = "SM API Test"
val.2 = "/u/smapi/test"
val.3 = "BBOASR2"

rc = 4
i = 1

/* Generate XML Input */
do while(name.i <> '0')
  rc = XMLGEN("tempin" name.i val.i)
  if (rc == 4) then do
```



```

        say "Test exportj2eeserver failed while XMLGEN"
        exit
    end
    i = i+1
end;

/* Call function exportj2eeserver */
rc = CB390CFG("-action 'exportj2eeserver'
             -xmlinput 'inputexportj2eeserver.xml'
             -input 'tempin' -output 'FCTEX'")
if (rc == 4) then do
    say "Test exportj2eeserver failed"
    rc = XMLPARSE("FCTEX" "ALL")
    exit
end

/* Parsing the result */
rc = XMLPARSE("FCTEX" "ALL")
if (rc == 4) then do
    say "Test exportj2eeserver failed while XMLPARSE"
    exit
end
say "Test exportj2eeserver completed"
exit

error:
say "Error in Test exportj2eeserver" rc "at line" sig1
say sourceline(sig1)
exit

```

Example output file

The output file may look like this:

```

acceptassertedid.1 N
administratorname.1 IBMUSER
allowkerberos.1 N
allownonauthenticatedclients.1 Y
allowserverregiongarbagecollection.1 Y
allowssl.1 N
allowsslclientcerts.1 N
allowuseridpasswd.1 Y
conversationname.1 test new j2ee resources
dcekeytabfile.1
dcequalityofprotection.1 No_Protection
debuggerallowed.1 Y
enablerunasidentity.1 N
garbagecollectioninterval.1 50000
identityofthecontrolregion.1 IBMUSER
identityoftheserverregion.1 IBMUSER
isolationpolicy.1 One_Transaction_Per_Server_Region
j2eeserverdescription.1 My bboasr2 server
j2eeservername.1 BBOASR2
localidentity.1 CBGUEST
logstreamname.1
olthostname.1
oltpport.1 5000
procname.1 BBOASR2
productionserver.1 Y
remoteidentity.1 CBGUEST
replicationpolicy.1 Replicate_As_Needed
sendassertedid.1 N
serverregionjvmname.1
serverregionrequiresjvm.1 N
serverregionstacksize.1 0
sslracfkeyring.1 CBKeyring
sslv2timeout.1 100
sslv3timeout.1 600
sysplexname.1 PLEX1

```

```

transactionfactory.1 N
usedce.1 N
useibmconfidential.1 N
useridpassticket.1 Y
security.1 ISM_UserID_Password ISM_Pass_Ticket
environment.1 DB2_STATEFUL_STORE = '1' JDBC_URL = 'jdbc:db2os390:loc1'
status 0
message.1 OK
count 1

```

J2EE application

These functions are for processing and listing of J2EE applications.

Syntax

```

▶▶ rc = CB390CFG—" -action—' processearfile- —————'————▶
                               | listj2eeapplication- ————|
                               | deletej2eeapplication- ———|
                               | listj2eemodules- —————|
                               | listj2eecomponent- —————|
▶ -xmlinput—'defaultxmlfilename' —————▶
                               | -input—'inputfilename' ———|
▶ -output—'outputfilename' ———)————▶

```

Syntax details

rc The return code (rc) is "0" if no errors were detected. If the return code (rc) is "4", an error has occurred while processing the action.

action

processearfile Processes a resolved ear file.

listj2eeapplication
Causes an application to be listed.

deletej2eeapplication
Causes an application to be deleted.

listj2eemodules Causes a module to be listed.

listj2eecomponent
Causes a component to be listed.

-xmlinput

This is the default XML file. In this file all required parameters for the action which should be performed **must** be specified. This file is an XML file with a document type definition (DTD) that only specifies the structure of the document. The user can specify default values for each parameter, but these parameters can be overridden by the REXX script via the input parameter. All default XML files are listed in Chapter 10, "Default XML files," on page 215. The parameters in these files are set to the default values of the SM Administration EUI.

The default XML file **must** be present in the path that is specified by the environment variable `DEFAULT_CLIENT_XML_PATH`, or the user must specify its path.

Example: `-xmlinput 'inputprocessearfile.xml'` specifies the default input XML file in the `DEFAULT_CLIENT_XML_PATH`. But `-xmlinput './inputprocessearfile.xml'` specifies the file in the current directory.

The user can modify the default path for the default XML files by setting the environment variable `DEFAULT_CLIENT_XML_PATH` to another existing path. Make sure that the path exists and that the default XML file that will be used is in this directory.

-input

This is an optional parameter for the CB390CFG API. It specifies the input file that contains the name value pairs that should override the parameters of the default XML file. To generate an XML file using REXX variables, use a tool called XMLGEN. This tool is described in Chapter 6, “XMLGEN,” on page 207.

Important: The input file will be deleted after the parameters are merged with the default XML file.

-output

The output file contains further information. There is an example output file in the description of each J2EE application action. The general output format for a J2EE application looks like this:

```

administratorname.1 CBADMIN
conversationname.1 API Functiontest
j2eeapplicationname.1 testApp
j2eeservername.1 BBOASR4
sysplexname.1 PLEX1
status 0
message.1 OK
count 1

```

Action “processearfile”

This function is for processing an ear file. In order to do this, the ear file has to be saved via the SM EUI on the server side. The resolved ear file can then be used as input for the SM Scripting API.

Syntax

```

▶— rc = CB390CFG—(“— -action—'processearfile' —————▶
▶ -xmlinput—'defaultxmlfilename' —————▶
    └── -input—'inputfilename' ─┘
▶ -output—'outputfilename' —”)—————▶

```

Syntax details

rc The return code (rc) is “0” if no errors were detected. If rc is “4”, an error has occurred while processing the action.

defaultxmlfilename

This is the default XML file. The file has to contain a document type definition (DTD) and all of the required parameters. Only the optional attributes can be left out. The default XML file for `processearfile` “inputprocessearfile.xml” is listed in section “inputprocessearfile.xml” on page 251. This file is present in the `/usr/lpp/WebSphere/samples/smapi` directory.

If the environment variable DEFAULT_CLIENT_XML_PATH locates to this directory, you only need to type the filename "inputprocessearfile.xml". Otherwise, specify the complete location to the default XML file by setting this parameter to "/usr/lpp/WebSphere/samples/smapi/inputprocessearfile.xml". If you want to use your own default XML file, you must specify the complete directory of the file or you **must** set the DEFAULT_CLIENT_XML_PATH to this directory.

inputfilename

This parameter is optional. It specifies a file that contains only name value pairs. Using XMLGEN (Chapter 6, "XMLGEN," on page 207), you can set the values of the default XML file to these new specified values. An example below show how this works. If it is not present, the default xmlinput file **must** contain all of the required parameters.

outputfilename

This parameter specifies the name of the output file. It will be written into the /tmp directory.

Values of default XML file

The table below includes all of the attributes that are known for this server action. The *required* ones must be defined in the default XML file or can be defined by the XMLGEN (Chapter 6, "XMLGEN," on page 207), script. The default XML file is listed in section "inputprocessearfile.xml" on page 251.

Parameter name	Values	Required
conversationname	Name of the conversation	x
j2eeservername	Name of the J2EE server	x
earfilename	Name of the resolved ear file Note: It has to be the fully qualified name, e.g. /tmp/testBean_resolved.ear	x
processingmode	IBM internal use only.	

Example script

Here is an example script:

```
call syscalls 'ON'
signal on error

say "FCT Test #processearfile"

name. = 0
name.1 = "conversationname"
name.2 = "j2eeservername"
name.3 = "earfilename"

val. = 0
val.1 = "API Functiontest"
val.2 = "BB0ASR4"
val.3 = "/tmp/testApp_resolved.ear"

rc = 4
i = 1

/* Generate XML Input */
do while(name.i <> '0')
  rc = XMLGEN("tempin" name.i val.i)
  if (rc == 4) then do
    say "FCT Test #processearfile failed while XMLGEN"
```

```

        exit
    end
    i = i+1
end;

/* Call the function: importApplicationfamily */
rc = CB390CFG("-action 'processearfile' -xmlinput 'inputprocessearfile.xml'
-input 'tempin' -output 'processearfile'")
if (rc == 4) then do
    say "FCT Test #processearfile failed"
    exit
end

/* Parse the result */
rc = XMLPARSE("processearfile" "ALL")
if (rc == 4) then do
    say "FCT Test #processearfile failed while XMLPARSE"
    exit
end
say "FCT Test #processearfile completed"
return 0
exit

error:
say "Error in FCT Test #processearfile" rc "at line" sigl
say sourceline(sigl)
exit

```

Example output file

The output file may look like this:

```

administratorname.1 = CBADMIN
conversationname.1 = API Functiontest
j2eeapplicationname.1 = testApp
j2eeservername.1 = BBOASR4
sysplexname.1 = PLEX1
status = 0
message.1 = OK
count = 1

```

Action “listj2eeapplication”

This action causes the named application to be listed. If the application name equals “*”, then all applications on the specified J2EE server will be listed.

Syntax

```

▶▶ rc = CB390CFG(“(” -action—'listj2eeapplication' —————▶
▶ -xmlinput—'defaultxmlfilename' —————▶
└── -input—'inputfilename' ─┘
▶ -output—'outputfilename' —”)—————▶▶

```

Syntax details

rc The return code (rc) is “0” if no errors were detected. If rc is “4”, an error has occurred while processing the action.

defaultxmlfilename

This is the default XML file. The file has to contain a document type definition (DTD) and all of the required parameters. Only the optional attributes can be left out. The default XML file for listj2eeapplication “inputlistj2eeapplication.xml” is listed in section

"inputlistj2eeapplication.xml" on page 227. This file is present in the /usr/lpp/WebSphere/samples/smapi directory.

If the environment variable DEFAULT_CLIENT_XML_PATH locates to this directory, you only need to type the filename "inputlistj2eeapplication.xml". Otherwise, specify the complete location to the default XML file by setting this parameter to "/usr/lpp/WebSphere/samples/smapi/inputlistj2eeapplication.xml". If you want to use your own default XML file, you must specify either the complete directory of the file or set the DEFAULT_CLIENT_XML_PATH to this directory.

inputfilename

This parameter is optional. It specifies a file that contains only name value pairs. Using XMLGEN (Chapter 6, "XMLGEN," on page 207), you can set the values of the default XML file to these new specified values. An example below show how this works. If it is not present, the default xmlinput file **must** contain all of the required parameters.

outputfilename

This parameter specifies the name of the output file. It will be written into the /tmp directory.

Values of default XML file

The table below includes all of the attributes that are known for this server action. The *required* ones must be defined in the default XML file or can be defined by the XMLGEN (Chapter 6, "XMLGEN," on page 207), script. The default XML file is listed in section "inputlistj2eeapplication.xml" on page 227..

Parameter name	Values	Required
conversationname	Name of the conversation	x
j2eeservername	Name of the J2EE server	x
j2eeapplicationname	Name of an application or "*" to list all installed applications on the specified J2EE server.	x

Example script

Here is an example script:

```

/* REXX function */
/* Functiontest Test : listj2eeapplication */

call syscalls 'ON'
signal on error

say "FCT Test #listj2eeapplication"

name. = 0
name.1 = "conversationname"
name.2 = "j2eeservername"
name.3 = "j2eeapplicationname"

/* Part 1: */
/* List special J2EE application */
val. = 0
val.1 = "API Functiontest"
val.2 = "BBOASR4"
val.3 = "testApp"

rc = 4

```

```

i = 1
say "TEST listj2eeapplication A"

/* Generate XML Input */
do while(name.i <> '0')
  rc = XMLGEN("tempin" name.i val.i)
  if (rc == 4) then do
    say "FCT Test #listj2eeapplication A failed while XMLGEN"
    exit
  end
  i = i+1
end;

/* Call the function: listj2eeapplication */
rc = CB390CFG("-action 'listj2eeapplication' -xmlinput
'inputlistj2eeapplication.xml' -input 'tempin' -output
'listj2eeapplicationA'")
if (rc == 4) then do
  say "FCT Test #listj2eeapplication A failed"
  exit
end

/* Parse the result */
rc = XMLPARSE("listj2eeapplicationA" "ALL")
if (rc == 4) then do
  say "FCT Test #listj2eeapplication A failed while XMLPARSE"
  exit
end

/* Part 2: */
/* List all J2EE application */
say "TEST listj2eeapplication B"

val. = 0
val.1 = "API Functiontest"
val.2 = "BBOASR4"
val.3 = "*"

rc = 4
i = 1

/* Generate XML Input */
do while(name.i <> '0')
  rc = XMLGEN("tempin" name.i val.i)
  if (rc == 4) then do
    say "FCT Test #listj2eeapplication B failed while XMLGEN"
    exit
  end
  i = i+1
end;

/* Call the function: listj2eeapplication */
rc = CB390CFG("-action 'listj2eeapplication' -xmlinput
'inputlistj2eeapplication.xml' -input 'tempin' -output
'listj2eeapplicationB'")
if (rc == 4) then do
  say "FCT Test #listj2eeapplication B failed"
  exit
end

/* Parse the result */
rc = XMLPARSE("listj2eeapplicationB" "ALL")
if (rc == 4) then do
  say "FCT Test #listj2eeapplication B failed while XMLPARSE"
  exit
end

```

```

say "FCT Test #listj2eeapplication B completed"
exit

error:
say "Error in FCT Test #listj2eeapplication" rc "at line" sigl
say sourceline(sigl)
exit

```

Example output file

The output file may look like this:

```

administratorname.1 CBADMIN
conversationname.1 API Functiontest
j2eeapplicationname.1 testApp
j2eeservername.1 BBOASR4
sysplexname.1 PLEX1
status 0
message.1 OK
count 1

```

Action “deletej2eeapplication”

This action causes the named J2EE application to be deleted. This is a logical deletion. The deletion does not occur until the conversation with which this change is associated is committed.

Syntax

```

▶▶ rc = CB390CFG—(“— -action—'deletej2eeapplication' —————▶
▶ -xmlinput—'defaultxmlfilename' —————▶
   └── -input—'inputfilename' ───┘
▶ -output—'outputfilename' —”)—————▶▶

```

Syntax details

rc The return code (rc) is "0" if no errors were detected. If rc is "4", an error has occurred while processing the action.

defaultxmlfilename

This is the default XML file. The file has to contain a document type definition (DTD) and all of the required parameters. Only the optional attributes can be left out. The default XML file for deletej2eeapplication "inputdeletej2eeapplication.xml" is listed in section "inputdeletej2eeapplication.xml" on page 228. This file is present in the /usr/lpp/WebSphere/samples/smapi directory.

If the environment variable DEFAULT_CLIENT_XML_PATH locates to this directory, you only need to type the filename "inputdeletej2eeapplication.xml". Otherwise, specify the complete location to the default XML file by setting this parameter to "/usr/lpp/WebSphere/samples/smapi/inputdeletej2eeapplication.xml". If you want to use your own default XML file, you must specify either the complete directory of the file or set the DEFAULT_CLIENT_XML_PATH to this directory.

inputfilename

This parameter is optional. It specifies a file that contains only name value pairs. Using XMLGEN (Chapter 6, "XMLGEN," on page 207), you can set the values of the default XML file to these new specified

values. An example below show how this works. If it is not present, the default xmlinput file **must** contain all of the required parameters.

outputfilename

This parameter specifies the name of the output file. It will be written into the /tmp directory.

Values of default XML file

The table below includes all of the attributes that are known for this action. The *required* ones must be defined in the default XML file or can be defined by the XMLGEN (Chapter 6, "XMLGEN," on page 207), script. The default XML file is listed in section "inputdeletej2eeapplication.xml" on page 228.

Parameter name	Values	Required
conversationname	Name of the conversation	x
j2eeservername	Name of the J2EE server	x
j2eeapplicationname	Name of the application to be deleted	x

Example script

Here is an example script:

```

/* REXX function */
/* Functiontest Test : listj2eeapplication */

call syscalls 'ON'
signal on error

say "FCT Test #listj2eeapplication"

name. = 0
name.1 = "conversationname"
name.2 = "j2eeservername"
name.3 = "j2eeapplicationname"

/* Part 1: */
/* List special J2EE application */
val. = 0
val.1 = "API Functiontest"
val.2 = "BBOASR4"
val.3 = "testApp"

rc = 4
i = 1
say "TEST listj2eeapplication A"

/* Generate XML Input */
do while(name.i <> '0')
  rc = XMLGEN("tempin" name.i val.i)
  if (rc == 4) then do
    say "FCT Test #listj2eeapplication A failed while XMLGEN"
    exit
  end
  i = i+1
end;

/* Call the function: listj2eeapplication */
rc = CB390CFG("-action 'listj2eeapplication' -xmlinput
'inputlistj2eeapplication.xml' -input 'tempin' -output
'listj2eeapplicationA'")
if (rc == 4) then do
  say "FCT Test #listj2eeapplication A failed"

```

```

    exit
end

/* Parse the result */
rc = XMLPARSE("listj2eeapplicationA" "ALL")
if (rc == 4) then do
    say "FCT Test #listj2eeapplication A failed while XMLPARSE"
    exit
end

/* Part 2: */
/* List all J2EE application */
say "TEST listj2eeapplication B"

val. = 0
val.1 = "API Functiontest"
val.2 = "BBOASR4"
val.3 = "*"

rc = 4
i = 1

/* Generate XML Input */
do while(name.i <> '0')
    rc = XMLGEN("tempin" name.i val.i)
    if (rc == 4) then do
        say "FCT Test #listj2eeapplication B failed while XMLGEN"
        exit
    end
    i = i+1
end;

/* Call the function: listj2eeapplication */
rc = CB390CFG("-action 'listj2eeapplication' -xmlinput
'inputlistj2eeapplication.xml' -input 'tempin' -output
'listj2eeapplicationB'")
if (rc == 4) then do
    say "FCT Test #listj2eeapplication B failed"
    exit
end

/* Parse the result */
rc = XMLPARSE("listj2eeapplicationB" "ALL")
if (rc == 4) then do
    say "FCT Test #listj2eeapplication B failed while XMLPARSE"
    exit
end
say "FCT Test #listj2eeapplication B completed"
exit

error:
say "Error in FCT Test #listj2eeapplication" rc "at line" sigl
say sourceline(sigl)
exit

```

Example output file

The output file may look like this:

```

administratorname.1 CBADMIN
conversationname.1 API Functiontest
j2eeapplicationname.1 testApp
j2eeservername.1 BBOASR4
sysplexname.1 PLEX1
status 0
message.1 OK
count 1

```

Action “listj2eemodules”

This action causes the named modules to be listed. If the module’s name equals “*”, then all modules on the specified J2EE application will be listed.

Syntax

```
rc = CB390CFG—" -action—'listj2eemodules'
-xmlinput—'defaultxmlfilename'
-input—'inputfilename'
-output—'outputfilename' —")
```

Syntax details

rc The return code (rc) is “0” if no errors were detected. If rc is “4”, an error has occurred while processing the action.

defaultxmlfilename

This is the default XML file. The file has to contain a document type definition (DTD) and all of the required parameters. Only the optional attributes can be left out. The default XML file for listj2eemodules “inputlistj2eemodules.xml” is listed in section “inputlistj2eemodules.xml” on page 229. This file is present in the /usr/lpp/WebSphere/samples/smapi directory.

If the environment variable DEFAULT_CLIENT_XML_PATH locates to this directory you only need to type the filename “inputlistj2eemodules.xml”. Otherwise specify the complete location to the default XML file by setting this parameter to “/usr/lpp/WebSphere/samples/smapi/listj2eemodules.xml”. If you want to use your own default XML file, you must specify the complete directory of the file or you **must** set the DEFAULT_CLIENT_XML_PATH to this directory.

inputfilename

This parameter is optional. It specifies a file that contains only name value pairs. Using XMLGEN (Chapter 6, “XMLGEN,” on page 207), you can set the values of the default XML file to these new specified values. An example below show how this works. If it is not present, the default xmlinput file **must** contain all of the required parameters.

outputfilename

This parameter specifies the name of the output file. It will be written into the /tmp directory.

Values of default XML file

The table below includes all of the attributes that are known for this action. The *required* ones must be defined in the default XML file or can be defined by the XMLGEN (Chapter 6, “XMLGEN,” on page 207), script. The default XML file is listed in section “inputlistj2eemodules.xml” on page 229..

Parameter name	Values	Required
conversationname	Name of the conversation	x
j2eeservername	Name of the J2EE server	x
j2eeapplicationname	Name of a J2EE application	x

Parameter name	Values	Required
modulename	Name of a module or "*" to list all modules associated with the specified J2EE application.	x

Example script

Here is an example script:

```

/* REXX function */
/* Functiontest Test : listj2eemodules */

/* Dependencies: */
/* Part 1: The conversation "API Functiontest" must be added,
the server "APIFCT" must be added to the "API Functiontest"
conversation and the application family
"API_Funcitontest_Application" must be added */
/* Part 2: The conversation "API Functiontest" must be added and
the server "APIFCT" must be added to the "API Functiontest"
conversation */
call syscalls 'ON'
signal on error

say "FCT Test #listj2eemodules special case"

name. = 0
name.1 = "conversationname"
name.2 = "j2eeservername"
name.3 = "j2eeapplicationname"
name.4 = "modulename"

/* Part 1: */
/* List special J2EE modules */
val. = 0
val.1 = "API Functiontest"
val.2 = "J2EESRV"
val.3 = "testApp"
val.4 = "testBean_deploy.jar"

rc = 4
i = 1

/* Generate XML Input */
do while(name.i <> '0')
  rc = XMLGEN("tempin" name.i val.i)
  if (rc == 4) then do
    say "FCT Test #listj2eemodules A failed while XMLGEN"
    exit
  end
  i = i+1
end;

/* Call the function: listj2eemodules */
rc = CB390CFG("-action 'listj2eemodules'
  -xmlinput 'inputlistj2eemodules.xml'
  -input 'tempin' -output 'listj2eemodules'")
if (rc == 4) then do
  say "FCT Test #listj2eemodules failed"
  exit
end

/* Parse the result */
rc = XMLPARSE("listj2eemodules" "ALL")
if (rc == 4) then do
  say "FCT Test #listj2eemodules failed while XMLPARSE"
  exit
end

```

```

say "TEST listj2eemodules all cases"

/* Part 2: */
/* List all J2EE modules */

val. = 0
val.1 = "API Functiontest"
val.2 = "BBOASR4"
val.3 = "PolicyIVP"
val.4 = "*"

rc = 4
i = 1

/* Generate XML Input */
do while(name.i <> '0')
  rc = XMLGEN("tempin" name.i val.i)
  if (rc == 4) then do
    say "FCT Test #listj2eemodules B failed while XMLGEN"
    exit
  end
  i = i+1
end;

/* Call the function: listj2eemodules */
rc = CB390CFG("-action 'listj2eemodules'
  -xmlinput 'inputlistj2eemodules.xml'
  -input 'tempin' -output 'listj2eemodulesB'")
if (rc == 4) then do
  say "FCT Test #listj2eemodules B failed"
  exit
end

/* Parse the result */
rc = XMLPARSE("listj2eemodulesB" "ALL")
if (rc == 4) then do
  say "FCT Test #listj2eemodules B failed while XMLPARSE"
  exit
end

exit

error:
say "Error in FCT Test #listj2eemodules" rc "at line" sigl
say sourceline(sigl)
exit

```

Example output file

The output file may look like this:

```

administratorname.1 CBADMIN
conversationname.1 API Functiontest
j2eeapplicationname.1 testApp
j2eeservername.1 BBOASR4
sysplexname.1 PLEX1
status 0
message.1 OK
count 1

```

Action “listj2eecomponents”

This action causes the named components to be listed. If the components name equals “*”, then all components on the specified J2EE module will be listed.

Syntax

```

rc = CB390CFG (" -action 'listj2eecomponents'
               -xmlinput 'defaultxmlfilename'
                   [-input 'inputfilename']
               -output 'outputfilename' ")

```

Syntax details

rc The return code (rc) is "0" if no errors were detected. If rc is "4", an error has occurred while processing the action.

defaultxmlfilename

This is the default XML file. The file has to contain a document type definition (DTD) and all of the required parameters. Only the optional attributes can be left out. The default XML file for listj2eecomponents "inputlistj2eecomponents.xml" is listed in section "inputlistj2eecomponents.xml" on page 228. This file is present in the /usr/lpp/WebSphere/samples/smapi directory. If the environment variable DEFAULT_CLIENT_XML_PATH locates to this directory you only need to type the filename "listj2eecomponents.xml". Otherwise specify the complete location to the default XML file by setting this parameter to "/usr/lpp/WebSphere/samples/smapi/listj2eecomponents.xml". If you want to use your own default XML file, you must specify the complete directory of the file or you **must** set the DEFAULT_CLIENT_XML_PATH to this directory.

inputfilename

This parameter is optional. It specifies a file that contains only name value pairs. Using XMLGEN (Chapter 6, "XMLGEN," on page 207), you can set the values of the default XML file to these new specified values. An example below show how this works. If it is not present, the default xmlinput file **must** contain all of the required parameters.

outputfilename

This parameter specifies the name of the output file. It will be written into the /tmp directory.

Values of default XML file

The table below includes all of the attributes that are known for this action. The required ones must be defined in the default XML file or can be defined by the XMLGEN (Chapter 6, "XMLGEN," on page 207), script. The default XML file is listed in section "inputlistj2eecomponents.xml" on page 228..

Parameter name	Values	Required
conversationname	Name of the conversation	x
j2eeservername	Name of the J2EE server	x
j2eeapplicationname	Name of an application	x
modulename	Name of a module	x
componentname	Name of a component or "*" to list all components associated with the specified J2EE module.	x

Example script

Here is an example script:

```

/* REXX function */
/* Functiontest Test : listj2eecomponents */

/* Dependencies: */
/* Part 1: The conversation "API Functiontest" must be added,
the server "APIFCT" must be added to the "API Functiontest"
conversation and the application family
"API_Funcitontest_Application" must be added */
/* Part 2: The conversation "API Functiontest" must be added and
the server "APIFCT" must be added to the "API Functiontest"
conversation */
call syscalls 'ON'
signal on error

say "FCT Test #listj2eecomponents special case"

name. = 0
name.1 = "conversationname"
name.2 = "j2eeservername"
name.3 = "j2eeapplicationname"
name.4 = "modulename"
name.5 = "componentname"

/* Part 1: */
/* List special J2EE component */
val. = 0
val.1 = "API Functiontest"
val.2 = "J2EESRV"
val.3 = "testApp"
val.4 = "testBean_deploy.jar"
val.5 = "testBean1"

rc = 4
i = 1

/* Generate XML Input */
do while(name.i <> '0')
  rc = XMLGEN("tempin" name.i val.i)
  if (rc == 4) then do
    say "FCT Test #listj2eecomponents A failed while XMLGEN"
    exit
  end
  i = i+1
end;

/* Call the function: listj2eecomponents */
rc = CB390CFG("-action 'listj2eecomponents' -xmlinput
'inputlistj2eecomponents.xml' -input 'tempin'
-output 'listj2eecomponents'")
if (rc == 4) then do
  say "FCT Test #listj2eecomponents failed"
  exit
end

/* Parse the result */
rc = XMLPARSE("listj2eecomponents" "ALL")
if (rc == 4) then do
  say "FCT Test #listj2eecomponents failed while XMLPARSE"
  exit
end

say "FCT Test #listj2eecomponents all cases"
/* Part 2: */
/* List all J2EE components */

```

```

val. = 0
val.1 = "API Functiontest"
val.2 = "BBOASR4"
val.3 = "PolicyIVP"
val.4 = "policybmp_deploy.jar"
val.5 = "*"

rc = 4
i = 1

/* Generate XML Input */
do while(name.i <> '0')
  rc = XMLGEN("tempin" name.i val.i)
  if (rc == 4) then do
    say "FCT Test #listj2eecomponents B failed while XMLGEN"
    exit
  end
  i = i+1
end;

/* Call the function: listj2eecomponents */
rc = CB390CFG("-action 'listj2eecomponents' -xmlinput
'inputlistj2eecomponents.xml' -input 'tempin' -output
'listj2eecomponentsB'")
if (rc == 4) then do
  say "FCT Test #listj2eecomponents B failed"
  exit
end

/* Parse the result */
rc = XMLPARSE("listj2eecomponentsB" "ALL")
if (rc == 4) then do
  say "FCT Test #listj2eecomponents B failed while XMLPARSE"
  exit
end

exit

error:
say "Error in FCT Test #listj2eecomponents" rc "at line" sigl
say sourceline(sigl)
exit

```

Example output file

The output file may look like this:

```

administratorname.1 CBADMIN
conversationname.1 API Functiontest
j2eeapplicationname.1 testApp
j2eeservername.1 BBOASR4
modulename.1 testBean_deploy.jar
sysplexname.1 PLEX1
status 0
message.1 OK
count 1

```

Server Instances

These functions are for the modification of a server instance. They can be performed on a server as well as a J2EE server.

Syntax

```
rc = CB390CFG (" -action- ' create- serverinstance- '
               -delete-
               -change-
               -list-
               -xmlinput- 'defaultxmlfilename'
               -input- 'inputfilename'
               -output- 'outputfilename' -")
```

Syntax details

rc The return code (rc) is "0" if no errors were detected. If the return code (rc) is "4", an error has occurred while processing the action.

-action

createserverinstance

Causes a new server instance to be created.

deleteserverinstance

Causes the server instance to be deleted.

changeserverinstance

Causes the server instance to be changed.

listserverinstance

Causes the server instance to be listed

-xmlinput

This is the default XML file. All required parameters for the action to be performed must be specified in this file. It is an XML file with a document type definition (DTD) that only specifies the structure of the document. The user can specify default values for each parameter, but these parameters can be overridden by the REXX script via the input parameter. All default XML files are listed in Chapter 10, "Default XML files," on page 215. The parameters in these files are set to the default values of the SM Administration EUI.

The default XML file must be present in the path that is specified by the environment variable `DEFAULT_CLIENT_XML_PATH`, or the user must specify its path.

Example: `-xmlinput 'inputcreateserverinstance.xml'` specifies the default input XML file in the `DEFAULT_CLIENT_XML_PATH`. But `-xmlinput './inputcreateserverinstance.xml'` specifies the file in the current directory.

The user can modify the default path for the default XML files by setting the environment variable `DEFAULT_CLIENT_XML_PATH` to another existing path. Make sure that the path exists and that the default XML file that will be used is in this directory.

-input

This is an optional parameter for the CB390CFG API. It specifies the

input file that contains the name value pairs that should override the parameters of the default XML file. To generate an XML file using REXX variables, use a tool called XMLGEN. This tool is described in Chapter 6, "XMLGEN," on page 207.

Important: The input file will be deleted after the parameters are merged with the default XML file.

output

The output file contains further information. There is an example output file in the description of each serverinstance action. The general output format for a serverinstance action looks like this:

```

administratorname.1 AdministratorName
configportnumber.1 ConfiguredPortNumber
conversationname.1 ConversationName
logstreamname.1 LogstreamName
serverinstancedescription.1 ServerInstanceDescription
serverinstancename.1 ServerInstanceName
servername.1 ServerName
sslfirewallport.1 SSLFirewallPortNumber
sysplexname.1 SysplexName
systemname.1 SystemName
status 0|4
message.1 OK|ErrorMessage
count NumberOfListedServerInstances

```

Action "createserverinstance"

This action causes a new server instance to be created.

Syntax

```

▶▶ rc = CB390CFG—" — -action—'createserverinstance' —————▶
▶ -xmlinput—'defaultxmlfilename' —————▶
   └── -input—'inputfilename' ─┘
▶ -output—'outputfilename' —")—————▶▶

```

Syntax details

rc The return code (rc) is "0" if no errors were detected. If rc is "4", an error has occurred while processing the action.

defaultxmlfilename

This is the default XML file. The file has to contain a document type definition (DTD) and all of the required parameters. Only the optional attributes can be left out. The default XML file for createserverinstance "inputcreateserverinstance.xml" is listed in section "inputcreateserverinstance.xml" on page 236. This file is present in the /usr/lpp/WebSphere/samples/smapi directory.

If the environment variable DEFAULT_CLIENT_XML_PATH locates to this directory, you only need to type the filename "inputcreateserverinstance.xml". Otherwise, specify the complete location to the default XML file by setting this parameter to "/usr/lpp/WebSphere/samples/smapi/inputcreateserverinstance.xml". If you want to use your own default XML file, you must specify either the complete directory of the file or set the DEFAULT_CLIENT_XML_PATH to this directory.

inputfilename

This parameter is optional. It specifies a file that contains only name value pairs. Using XMLGEN (Chapter 6, "XMLGEN," on page 207), you can set the values of the default XML file to these new specified values. An example below show how this works. If it is not present, the default xmlinput file **must** contain all of the required parameters.

outputfilename

This parameter specifies the name of the output file. It will be written into the /tmp directory.

Values of default XML file

The table below includes all of the attributes that are known for this serverinstance action. The required ones must be defined in the default XML file or can be defined by the XMLGEN (Chapter 6, "XMLGEN," on page 207), script. The default XML file is listed in section "inputcreateserverinstance.xml" on page 236.

Parameter name	Values	Required
conversationname	Name of the conversationr	x
servername	Name of the server or J2EE server	x
serverinstancename	Name of the server instance	x
serverinstancedescription	Description of the server instance	x
systemname	Name of the system	x
logstreamname	Name of the logstream	x
configportnumber	Numeric value between 0 and 65535 Note: The parameter name 'configportnumber' in the EUI is called 'IOP Firewall port'.	x
sslfirewallport	Numeric value between 0 and 65535	x
environment	To specify the environment in the default XML there must be set an element for each environment type. If an environment type is specified the attributes must be set. To specify the environment in REXX only one element must be specified. To set the environment type environment name ='value' [name ='value' ...] , where name specifies the environment name and value the value of the environment. If the environment is specified at least one name ='value' pair must be specified.	

Example script

Here is an example script:

```
/* REXX function */
call syscalls 'ON'
signal on error

say "FCT Test #11"

name. = 0
name.1 = "conversationname"
name.2 = "servername"
```

```

name.3 = "serverinstancename"
name.4 = "serverinstancedescription"
name.5 = "systemname"
name.6 = "logstreamname"
name.7 = "environment"
name.8 = "configportnumber"
name.9 = "sslfirewallport"

val. = 0
val.1 = "API Functiontest"
val.2 = "APIFCT"
val.3 = "APIFCTSI"
val.4 = "API Functiontest ServerInstance"
val.5 = "SY1"
val.6 = ""
val.7 = "CLASSPATH='test1' PATH='test2'"
val.8 = "12345"
val.9 = "9000"

rc=4
i=1

/* Generate XML Input */
do while(name.i <> '0')
  rc = XMLGEN("tempin" name.i val.i)
  if (rc == 4) then do
    say "FCT Test #11 failed while XMLGEN"
    exit
  end
  i = i+1
end;

/* Call the function: createserverinstance */
rc = CB390CFG("-action 'createserverinstance'
  -xmlinput 'inputcreateserverinstance.xml'
  -input 'tempin' -output 'FCT11'")
if (rc == 4) then do
  say "FCT Test #11 failed"
  exit
end

/* Parse the result */
rc = XMLPARSE("FCT11" "ALL")
if (rc == 4) then do
  say "FCT Test #11 failed while XMLPARSE"
  exit
end
say "FCT Test #11 completed"
return 0
exit

error:
say "Error in FCT Test #11" rc "at line" sigl
say sourceline(sigl)
exit

```

Example output file

The output file may look like this:

```

administratorname.1 CBADMIN
configportnumber.1 12345
conversationname.1 API Functiontest
logstreamname.1
serverinstancedescription.1 API Functiontest ServerInstance
serverinstancename.1 APIFCTSI
servername.1 APIFCT
sslfirewallport.1 9000
sysplexname.1 PLEX1

```

```

systemname.1 SY1
status 0
message.1 OK
count 1

```

Action “deleteserverinstance”

This action causes the named server instance to be deleted. This is a logical deletion. The deletion does not occur until the conversation with which this change is associated is committed.

Syntax

```

▶▶ rc = CB390CFG—" -action—'deleteserverinstance' —————▶
▶ -xmlinput—'defaultxmlfilename' —————▶
└─ -input—'inputfilename' ─┘
▶ -output—'outputfilename' —" )————▶▶

```

Syntax details

rc The return code (rc) is "0" if no errors were detected. If rc is "4", an error has occurred while processing the action.

defaultxmlfilename

This is the default XML file. The file has to contain a document type definition (DTD) and all of the required parameters. Only the optional attributes can be left out. The default XML file for deleteserverinstance "inputdeleteserverinstance.xml" is listed in section "inputdeleteserverinstance.xml" on page 237. This file is present in the /usr/lpp/WebSphere/samples/smapi directory.

If the environment variable DEFAULT_CLIENT_XML_PATH locates to this directory, you only need to type the filename "inputdeleteserverinstance.xml". Otherwise, specify the complete location to the default XML file by setting this parameter to "/usr/lpp/WebSphere/samples/smapi/inputdeleteserverinstance.xml". If you want to use your own default XML file, you must specify either the complete directory of the file or set the DEFAULT_CLIENT_XML_PATH to this directory.

inputfilename

This parameter is optional. It specifies a file that contains only name value pairs. Using XMLGEN (Chapter 6, "XMLGEN," on page 207), you can set the values of the default XML file to these new specified values. An example below show how this works. If it is not present, the default xmlinput file **must** contain all of the required parameters.

outputfilename

This parameter specifies the name of the output file. It will be written into the /tmp directory.

Values of default XML file

The table below includes all of the attributes that are known for this serverinstance action. The required ones must be defined in the default XML file or can be defined by the XMLGEN (Chapter 6, "XMLGEN," on page 207), script. The default XML file is listed in section "inputdeleteserverinstance.xml" on page 237.

Parameter name	Values	Required
conversationname	Name of the conversation	x
servername	Name of the server or J2EE server	x
serverinstancename	Name of the server instance	x

Example script

Here is an example script:

```

/* REXX function */
call syscalls 'ON'
signal on error

name.1 = "conversationname"
name.2 = "servername"
name.3 = "serverinstancename"

val. = 0
val.1 = "API Functiontest"
val.2 = "APIFCT"
val.3 = "APIFCTSI"

rc = 4
i = 1

do while(val.i <> '0')
  rc = XMLGEN("tempin" name.i val.i)
  if (rc == 4) then do
    say "FCT Test #13 failed while XMLGEN"
    exit
  end
  i = i+1
end;

rc = CB390CFG("-action 'deleteserverinstance'
             -xmlinput 'inputdeleteserverinstance.xml'
             -input 'tempin' -output 'FCT13'")
if (rc == 4) then do
  say "FCT Test #13 failed"
  exit
end
exit

error:
say "Error in FCT Test #13" rc "at line" sigl
say sourceline(sigl)
exit

```

Example output file

The output file may look like this:

```

administratorname.1 CBADMIN
conversationname.1 API Functiontest
logstreamname.1
serverinstancedescription.1 API Functiontest Serverinstance
  Description modified
serverinstancename.1 APIFCTSI
servername.1 APIFCT
sysplexname.1 PLEX1
systemname.1 SY1
environment.1 CLASSPATH = 'testchange1' PATH = 'testchange2'
status 0
message.1 OK
count 1

```

Action “changeserverinstance”

This action causes the attributes of the named server instance to be changed.

Syntax

```
rc = CB390CFG (" -action 'changeserverinstance'
               -xmlinput 'defaultxmlfilename'
               [-input 'inputfilename']
               -output 'outputfilename' ")
```

Syntax details

rc The return code (rc) is "0" if no errors were detected. If rc is "4", an error has occurred while processing the action.

defaultxmlfilename

This is the default XML file. The file has to contain a document type definition (DTD) and all of the required parameters. Only the optional attributes can be left out. The default XML file for changeserverinstance "inputchangeserverinstance.xml" is listed in "inputchangeserverinstance.xml" on page 238. This file is present in the /usr/lpp/WebSphere/samples/smapi directory.

If the environment variable DEFAULT_CLIENT_XML_PATH locates to this directory, you only need to type the filename "inputchangeserverinstance.xml". Otherwise, specify the complete location to the default XML file by setting this parameter to "/usr/lpp/WebSphere/samples/smapi/inputchangeserverinstance.xml". If you want to use your own default XML file, you must specify either the complete directory of the file or set the DEFAULT_CLIENT_XML_PATH to this directory.

inputfilename

This parameter is optional. It specifies a file that contains only name value pairs. Using XMLGEN (Chapter 6, "XMLGEN," on page 207), you can set the values of the default XML file to these new specified values. An example below show how this works. If it is not present, the default xmlinput file must **contain** all of the required parameters.

outputfilename

This parameter specifies the name of the output file. It will be written into the /tmp directory.

Values of default XML file

The table below includes all of the attributes that are known for this serverinstance action. The required ones must be defined in the default XML file or can be defined by the XMLGEN (Chapter 6, "XMLGEN," on page 207), script. The default XML file is listed in section "inputchangeserverinstance.xml" on page 238.

Parameter name	Values	Required
conversationname	Name of the conversation	x
servername	Name of the server or J2EE server	x
serverinstancename	Name of the server instance	x
serverinstancedesription	Description of the server instance	x

Parameter name	Values	Required
systemname	Name of the system	x
logstreamname	Name of the logstream	x
configportnumber	Numeric value between 0 and 65535 Note: The Parameter name 'configportnumber' in the EUI is called 'IIOP Firewall port'.	x
sslfirewallport	Numeric value between 0 and 65535	x
environment	To specify the environment in the default XML there must be set an element for each environment type. If an environment type is specified the attributes must be set. To specify the environment in REXX only one element must be specified. To set the environment type environment name ='value' [name ='value' ...] , where name specifies the environment name and value the value of the environment. If the environment is specified atleast one name ='value' pair must be specified.	

Example script

Here is an example script:

```

/* REXX function */
call syscalls 'ON'
signal on error

say "FCT Test #12"

name. = 0
name.1 = "conversationname"
name.2 = "servername"
name.3 = "serverinstancename"
name.4 = "serverinstancedescription"
name.5 = "systemname"
name.6 = "logstreamname"
name.7 = "environment"
name.8 = "configportnumber"
name.9 = "sslfirewallport"

val. = 0
val.1 = "API Functiontest"
val.2 = "APIFCT"
val.3 = "APIFCTSI"
val.4 = "API Functiontest Serverinstance Description modified"
val.5 = "SY1"
val.6 = ""
val.7 = "CLASSPATH='testchange1' PATH='testchange2'"
val.8 = "50000"
val.9 = "11000"

rc = 4
i = 1

/* Generate XML Input */
do while(name.i <> '0')
  rc = XMLGEN("tempin" name.i val.i)
  if (rc == 4) then do
    say "FCT Test #12 failed while XMLGEN"
    exit
  end
  i = i+1

```



```

end;

/* Call the function: changeserverinstance */
rc = CB390CFG("-action 'changeserverinstance'
  -xmlinput 'inputchangeserverinstance.xml'
  -input 'tempin' -output 'FCT12'")
if (rc == 4) then do
  say "FCT Test #12 failed"
  exit
end

/* Parse the result */
rc = XMLPARSE("FCT12" "ALL")
if (rc == 4) then do
  say "FCT Test #12 failed while XMLPARSE"
  exit
end
say "FCT Test #12 completed"
exit

error:
say "Error in FCT Test #12" rc "at line" sigl
say sourceline(sigl)
exit

```

Example output file

The output file may look like this:

```

administratorname.1 CBADMIN
configportnumber.1 50000
conversationname.1 API Functiontest
logstreamname.1
serverinstancedescription.1 API Functiontest Serverinstance
  Description modified
serverinstancename.1 APIFCTSI
servername.1 APIFCT
sslfirewallport.1 11000
sysplexname.1 PLEX1
systemname.1 SY1
status 0
message.1 OK
count 1

```

Action “listserverinstance”

This action causes the named server instance to be listed. If the server instance name equals “*”, then all server instances will be listed.

Syntax

```

▶▶ rc = CB390CFG(“ — -action—’listserverinstance’ —————▶
▶ -xmlinput—’defaultxmlfilename’ —————▶
  └ -input—’inputfilename’ ─┘
▶ -output—’outputfilename’ —”)▶▶

```

Syntax details

rc The return code (rc) is “0” if no errors were detected. If rc is “4”, an error has occurred while processing the action.

defaultxmlfilename

This is the default XML file. The file has to contain a document type definition (DTD) and all of the required parameters. Only the optional

attributes can be left out. The default XML file for listserverinstance "inputlistserverinstance.xml" is listed in section "inputlistserverinstance.xml" on page 238. This file is present in the /usr/lpp/WebSphere/samples/smapi directory.

If the environment variable DEFAULT_CLIENT_XML_PATH locates to this directory, you only need to type the filename "inputlistserverinstance.xml". Otherwise, specify the complete location to the default XML file by setting this parameter to "/usr/lpp/WebSphere/samples/smapi/inputlistserverinstance.xml". If you want to use your own default XML file, you must specify either the complete directory of the file or set the DEFAULT_CLIENT_XML_PATH to this directory.

inputfilename

This parameter is optional. It specifies a file that contains only name value pairs. Using XMLGEN (Chapter 6, "XMLGEN," on page 207), you can set the values of the default XML file to these new specified values. An example below show how this works. If it is not present, the default xmlinput file **must** contain all of the required parameters.

outputfilename

This parameter specifies the name of the output file. It will be written into the /tmp directory.

Values of default XML file

The table below includes all of the attributes that are known for this serverinstance action. The required ones must be defined in the default XML file or can be defined by the XMLGEN (Chapter 6, "XMLGEN," on page 207), script. The default XML file is listed in section "inputlistserverinstance.xml" on page 238.

Parameter name	Values	Required
conversationname	Name of the conversation	x
servername	Name of the server or J2EE server	x
serverinstancename	Name of the server instance: "*" to list all server instances pertaining to the server	x

Example script

Here is an example script:

```

/* REXX function */
call syscalls 'ON'
signal on error

name. = 0
name.1 = "conversationname"
name.2 = "servername"
name.3 = "serverinstancename"

val. = 0
val.1 = "API Functiontest"
val.2 = "APIFCT"
val.3 = "APIFCTSI"

rc = 4
i = 1

do while(name.i <> '0')
  rc = XMLGEN("tempin" name.i val.i)

```

```

    if (rc == 4) then do
        say "FCT Test #14 failed while XMLGEN"
        exit
    end
    i = i+1
end;

rc = CB390CFG("-action 'listserverinstance'
              -xmlinput 'inputlistserverinstance.xml'
              -input 'tempin' -output 'FCT14'")
if (rc == 4) then do
    say "FCT Test #14 failed"
    exit
end
exit

error:
say "Error in FCT Test #14" rc "at line" sigl
say sourceline(sigl)
exit

```

Example output file

The output file may look like this:

```

administratorname.1 CBADMIN
conversationname.1 API Functiontest
logstreamname.1
serverinstancedescriptions.1 API Functiontest Serverinstance
    Description modified
serverinstancename.1 APIFCTSI
servername.1 APIFCT
sysplexname.1 PLEX1
systemname.1 SY1
environment.1 CLASSPATH = 'testchange1' PATH = 'testchange2'
status 0
message.1 OK
count 1

```

Container

These functions are for the modifications of a container.

Syntax

```

▶ rc = CB390CFG(" -action- 'create- container-'
                -delete-
                -change-
                -list-
                -xmlinput- 'defaultxmlfilename'
                -input- 'inputfilename'
                -output- 'outputfilename' -")

```

Syntax details

rc The return code (rc) is "0" if no errors were detected. If the return code (rc) is "4", an error has occurred while processing the action.

-action

createcontainer Causes a new container to be created.
deletecontainer Causes the container to be deleted.
changecontainer Causes the container to be changed.

listcontainer Causes the container to be listed.

-xmlinput

This is the default XML file. All required parameters for the action to be performed must be specified in this file. It is an XML file with a document type definition (DTD) that only specifies the structure of the document. The user can specify default values for each parameter, but these parameters can be overridden by the REXX script via the input parameter. All default XML files are listed in Chapter 10, “Default XML files,” on page 215. The parameters in these files are set to the default values of the SM Administration EUI.

The default XML file must be present in the path that is specified by the environment variable `DEFAULT_CLIENT_XML_PATH`, or the user must specify its path.

Example: `-xmlinput 'inputcreatecontainer.xml'` specifies the default input XML file in the `DEFAULT_CLIENT_XML_PATH`. But `-xmlinput './inputcreatecontainer.xml'` specifies the file in the current directory.

The user can modify the default path for the default XML files by setting the environment variable `DEFAULT_CLIENT_XML_PATH` to another existing path. Make sure that the path exists and that the default XML file that will be used is in this directory.

-input

This is an optional parameter for the CB390CFG API. It specifies the input file that contains the name value pairs that should override the parameters of the default XML file. To generate an XML file using REXX variables, use a tool called XMLGEN. This tool is described in Chapter 6, “XMLGEN,” on page 207.

Important: The input file will be deleted after the parameters are merged with the default XML file.

-output

The output file contains further information. There is an example output file in the description of each container action. The general output format for a container action looks like this:

```
aclcheckrequired.1 Y|N
activationisolation_policy.1 ActivationIsolationPolicyState
administratorname.1 AdministratorName
containerdescription.1 ContainerDescription
containername.1 ContainerName
conversationname.1 ConversationName
managedobjectrefresh_policy.1 ManagedObjectRefreshPolicyState
passivationconstraints.1 PassivationConstraintsState
servername.1 ServerName
sysplexname.1 SysplexName
transactionpolicy.1 TransactionPolicyState
status 0|4
message.1 OK|ErrorMessage
count NumberOfListedContainer
```

Action “createcontainer”

This action causes a new container to be created.

Syntax

```

▶▶ rc = CB390CFG—" -action-'createcontainer' —————▶
▶ -xmlinput-'defaultxmlfilename' —————▶
    └─ -input-'inputfilename' ─┘
▶ -output-'outputfilename' —"▶

```

Syntax details

rc The return code (rc) is "0" if no errors were detected. If rc is "4", an error has occurred while processing the action.

defaultxmlfilename

This is the default XML file. The file has to contain a document type definition (DTD) and all of the required parameters. Only the optional attributes can be left out. The default XML file for createcontainer "inputcreatecontainer.xml" is listed in section "inputcreatecontainer.xml" on page 239. This file is present in the /usr/lpp/WebSphere/samples/smapi directory.

If the environment variable DEFAULT_CLIENT_XML_PATH locates to this directory, you only need to type the filename "inputcreatecontainer.xml". Otherwise, specify the complete location to the default XML file by setting this parameter to "/usr/lpp/WebSphere/samples/smapi/inputcreatecontainer.xml". If you want to use your own default XML file, you must specify either the complete directory of the file or set the DEFAULT_CLIENT_XML_PATH to this directory.

inputfilename

This parameter is optional. It specifies a file that contains only name value pairs. Using XMLGEN (Chapter 6, "XMLGEN," on page 207), you can set the values of the default XML file to these new specified values. An example below show how this works. If it is not present, the default xmlinput file **must** contain all of the required parameters.

outputfilename

This parameter specifies the name of the output file. It will be written into the "/tmp" directory.

Values of default XML file

The table below includes all of the attributes that are known for this container action. The required ones must be defined in the default XML file or can be defined by the XMLGEN (Chapter 6, "XMLGEN," on page 207), script. The default XML file is listed in section "inputcreatecontainer.xml" on page 239.

Parameter name	Values	Required
conversationname	Name of the conversation	x
servername	Name of the server	x
containername	Name of the container	x
containerdescription	Description of the container	x
aclcheckrequired	Allowed values are "Y" or "N"	x
activationisolationpolicy	Allowed values are Transaction_Level Container_Level	x

Parameter name	Values	Required
passivationconstraints	Allowed values are Pinned Pinned_For_Life_Of_Transaction Not Pinned	x
managedobjectrefreshpolicy	Allowed values are At_Transaction_Recognition At_Activation	x
transactionpolicy	Allowed values are Tx_Required Tx_MOFW_Isolated_HG Tx_MOFW_Merged_HG Tx_MOFW_Supports_Merged_HG	x

For the container properties some changes have occurred between the SMEUI and the Scripting API. Below there are tables of the different values.

Parameter for "Passivation Constraints"

Script value	GUI value
Pinned_For_Life_Of_Transaction	Pinned For Transaction Life

Parameter for "Managed Object Refresh Policy"

Script value	GUI value
At_Transaction_Recognition	Per Transaction

Parameter for "Transaction Policy"

Script value	GUI value
Tx_Required	Required
Tx_MOFW_Isolated_HG	Same Server Hybrid Global
Tx_MOFW_Merged_HG	Hybrid Global
Tx_MOFW_Supports_Merged_HG	Supports Same-Server Hybrid Global

Example script

Here is an example script:

```

/* REXX function */
call syscalls 'ON'
signal on error

name. = 0
name.1 = "conversationname"
name.2 = "servername"
name.3 = "containername"
name.4 = "containerdescription"
name.5 = "aclcheckrequired"
name.6 = "activationisolation_policy"
name.7 = "passivationconstraints"
name.8 = "managedobjectrefresh_policy"
name.9 = "transactionpolicy"

val. = 0
val.1 = "API Functiontest"
val.2 = "APIFCT"
val.3 = "API_Functiontest_Container"
val.4 = "API Functiontest_Container Description"

```

```

val.5 = "N"
val.6 = "Transaction_Level"
val.7 = "Not_Pinned"
val.8 = "At_Activation"
val.9 = "TX_Required"

rc = 4
i = 1

do while(name.i <> '0')
  rc = XMLGEN("tempin" name.i val.i)
  if (rc == 4) then do
    say "FCT Test #15 failed while XMLGEN"
    exit
  end
  i = i+1
end;

rc = CB390CFG("-action 'createcontainer'
             -xmlinput 'inputcreatecontainer.xml'
             -input 'tempin' -output 'FCT15'")
if (rc == 4) then do
  say "FCT Test #15 failed"
  exit
end
exit

error:
say "Error in FCT Test #15" rc "at line" sigl
say sourceline(sigl)
exit

```

Example output file

The output file may look like this:

```

aclcheckrequired.1 N
activationisolationpolicy.1 Transaction_Level
administratorname.1 CBADMIN
containerdescription.1 API Functiontest Container Description
containername.1 API_Functiontest_Container
conversationname.1 API Functiontest
managedobjectrefreshpolicy.1 At_Activation
passivationconstraints.1 Not_Pinned
servername.1 APIFCT
sysplexname.1 PLEX1
transactionpolicy.1 Tx_Required
status 0
message.1 OK
count 1

```

Action “deletecontainer”

This action causes the named container to be deleted. This is a logical deletion. The deletion does not occur until the conversation with which this change is associated is committed.

Syntax

```

►► rc = CB390CFG(“— -action—'deletecontainer' —————►
► -xmlinput—'defaultxmlfilename' —————►
|                                     |
|                                     | -input—'inputfilename' —►
|                                     |
► -output—'outputfilename' —”)—————►

```

Syntax details

rc The return code (rc) is "0" if no errors were detected. If rc is "4", an error has occurred while processing the action.

defaultxmlfilename

This is the default XML file. The file has to contain a document type definition (DTD) and all of the required parameters. Only the optional attributes can be left out. The default XML file for deletecontainer "inputdeletecontainer.xml" is listed in section "inputdeletecontainer.xml" on page 240. This file is present in the /usr/lpp/WebSphere/samples/smapi directory.

If the environment variable DEFAULT_CLIENT_XML_PATH locates to this directory, you only need to type the filename "inputdeletecontainer.xml". Otherwise, specify the complete location to the default XML file by setting this parameter to "/usr/lpp/WebSphere/samples/smapi/inputdeletecontainer.xml". If you want to use your own default XML file, you must specify either the complete directory of the file or set the DEFAULT_CLIENT_XML_PATH to this directory.

inputfilename

This parameter is optional. It specifies a file that contains only name value pairs. Using XMLGEN (Chapter 6, "XMLGEN," on page 207), you can set the values of the default XML file to these new specified values. An example below show how this works. If it is not present, the default xmlinput file **must** contain all of the required parameters.

outputfilename

This parameter specifies the name of the output file. It will be written into the "/tmp" directory.

Values of default XML file

The table below includes all of the attributes that are known for this container action. The required ones must be defined in the default XML file or can be defined by the XMLGEN (Chapter 6, "XMLGEN," on page 207), script. The default XML file is listed in section "inputdeletecontainer.xml" on page 240.

Parameter name	Values	Required
conversationname	Name of the conversation	x
servername	Name of the server	x
containername	Name of the container	x

Example script

Here is an example script:

```
/* REXX function */
call syscalls 'ON'
signal on error

name. = 0
name.1 = "conversationname"
name.2 = "servername"
name.3 = "containername"

val. = 0
val.1 = "API Functiontest"
val.2 = "APIFCT"
val.3 = "API_Functiontest_Container"
```



```

rc = 4
i = 1

do while(name.i <> '0')
  rc = XMLGEN("tempin" name.i val.i)
  if (rc == 4) then do
    say "FCT Test #17 failed while XMLGEN"
    exit
  end
  i = i+1
end;

rc = CB390CFG("-action 'deletecontainer' -xmlinput
'inputdeletecontainer.xml' -input 'tempin' -output 'FCT17'")
if (rc == 4) then do
  say "FCT Test #17 failed"
  exit
end
exit

error:
say "Error in FCT Test #17" rc "at line" sigl
say sourceline(sigl)
exit

```

Example output file

The output file may look like this:

```

aclcheckrequired.1 Y
activationisolationpolicy.1 Container_Level
administratorname.1 CBADMIN
containerdescription.1 API Functiontest Container Description
containername.1 API_Functiontest_Container
conversationname.1 API Functiontest
managedobjectrefreshpolicy.1 At_Transaction_Recognition
passivationconstraints.1 Pinned
servername.1 APIFCT
sysplexname.1 PLEX1
transactionpolicy.1 Tx_MOFW_Supports_Merged_HG
status 0
message.1 OK
count 1

```

Action “changecontainer”

This action causes the attributes of the named container to be changed.

Syntax

```

▶▶ rc = CB390CFG(“ — -action—'changecontainer' —————▶
▶ -xmlinput—'defaultxmlfilename' —————▶
   └── -input—'inputfilename' ───┘
▶ -output—'outputfilename' —”)▶▶

```

Syntax details

rc The return code (rc) is "0" if no errors were detected. If rc is "4", an error has occurred while processing the action.

defaultxmlfilename

This is the default XML file. The file has to contain a document type definition (DTD) and all of the required parameters. Only the optional

attributes can be left out. The default XML file for changecontainer "inputchangecontainer.xml" is listed in section "inputchangecontainer.xml" on page 240. This file is present in the /usr/lpp/WebSphere/samples/smapi directory.

If the environment variable DEFAULT_CLIENT_XML_PATH locates to this directory, you only need to type the filename "inputchangecontainer.xml". Otherwise, specify the complete location to the default XML file by setting this parameter to "/usr/lpp/WebSphere/samples/smapi/inputchangecontainer.xml". If you want to use your own default XML file, you must specify either the complete directory of the file or set the DEFAULT_CLIENT_XML_PATH to this directory.

inputfilename

This parameter is optional. It specifies a file that contains only name value pairs. Using XMLGEN (Chapter 6, "XMLGEN," on page 207), you can set the values of the default XML file to these new specified values. An example below show how this works. If it is not present, the default xmlinput file **must** contain all of the required parameters.

outputfilename

This parameter specifies the name of the output file. It will be written into the "/tmp" directory.

Values of default XML file

The table below includes all of the attributes that are known for this container action. The required ones must be defined in the default XML file or can be defined by the XMLGEN (Chapter 6, "XMLGEN," on page 207), script. The default XML file is listed in section "inputchangecontainer.xml" on page 240.

Parameter name	Values	Required
conversationname	Name of the conversation	x
servername	Name of the server	x
containername	Name of the container	x
containerdescription	Description of the container	
aclcheckrequired	Allowed values are "Y" or "N"	x
activationisolationpolicy	Allowed values are Transaction_Level Container_Level	x
passivationconstraints	Allowed values are Pinned Pinned_For_Life_Of_Transaction Not_Pinned	x
managedobjectrefreshpolicy	Allowed values are At_Transaction_Recognition At_Activation	x
transactionpolicy	Allowed values are Tx_Required Tx_MOFW_Isolated_HG Tx_MOFW_Merged_HG Tx_MOFW_Supports_Merged_HG	x

For the container properties some changes have occurred between the SMEUI and the Scripting API. Below there are tables of the different values.

Parameter for "Passivation Constraints"

Script value	GUI value
Pinned_For_Life_Of_Transaction	Pinned_For_Transaction_Life

Parameter for "Managed Object Refresh Policy"

Parameter name	Values
At_Transaction_Recognition	Per Transaction

Parameter for "Transaction Policy"

Script value	GUI value
Tx_Required	Required
Tx_MOFW_Isolated_HG	Same Server Hybrid Global
Tx_MOFW_Merged_HG	Hybrid Global
Tx_MOFW_Supports_Merged_HG	Supports Same-Server Hybrid Global

Example script

Here is an example script:

```

/* REXX function */
call syscalls 'ON'
signal on error

name. = 0
name.1 = "conversationname"
name.2 = "servername"
name.3 = "containername"
name.4 = "containerdescription"
name.5 = "aclcheckrequired"
name.6 = "activationisolation_policy"
name.7 = "passivationconstraints"
name.8 = "managedobjectrefresh_policy"
name.9 = "transactionpolicy"

val. = 0
val.1 = "API Functiontest"
val.2 = "APIFCT"
val.3 = "API_Functiontest_Container"
val.4 = "API Functiontest Container Description"
val.5 = "Y"
val.6 = "Container_Level"
val.7 = "Pinned"
val.8 = "At_Transaction_Recognition"
val.9 = "TX_MOFW_Supports_Merged_HG"

rc = 4
i = 1

do while(name.i <>'0')
  rc = XMLGEN("tempin" name.i val.i)
  if (rc == 4) then do
    say "FCT Test #16 failed while XMLGEN"
    exit
  end
  i = i+1
end;

```

```

rc = CB390CFG("-action 'changecontainer'
             -xmlinput 'inputchangecontainer.xml'
             -input 'tempin' -output 'FCT16'")
if (rc == 4) then do
  say "FCT Test #16 failed"
  exit
end
exit

error:
say "Error in FCT Test #16" rc "at line" sigl
say sourceline(sigl)
exit

```

Example output file

The output file may look like this:

```

aclcheckrequired.1 Y
activationisolationpolicy.1 Container_Level
administratorname.1 CBADMIN
containerdescription.1 API Functiontest Container Description
containername.1 API_Functiontest_Container
conversationname.1 API Functiontest
managedobjectrefreshpolicy.1 At_Transaction_Recognition
passivationconstraints.1 Pinned
servername.1 APIFCT
sysplexname.1 PLEX1
transactionpolicy.1 Tx_MOFW_Supports_Merged_HG
status 0
message.1 OK
count 1

```

Action “listcontainer”

This action causes the named container to be listed. If the container name equals “*”, then all container will be listed.

Syntax

```

▶— rc = CB390CFG—(“— -action—'listcontainer' —————▶
▶— -xmlinput—'defaultxmlfilename' —————▶
   └— -input—'inputfilename' —┘
▶— -output—'outputfilename' —”)—————▶

```

Syntax details

rc The return code (rc) is “0” if no errors were detected. If rc is “4”, an error has occurred while processing the action.

defaultxmlfilename

This is the default XML file. The file has to contain a document type definition (DTD) and all of the required parameters. Only the optional attributes can be left out. The default XML file for listcontainer “inputlistcontainer.xml” is listed in section “inputlistcontainer.xml” on page 241. This file is present in the /usr/lpp/WebSphere/samples/smapi directory.

If the environment variable DEFAULT_CLIENT_XML_PATH locates to this directory you only need to type the filename “inputlistcontainer.xml”. Otherwise specify the complete location to the default XML file by setting this parameter to

"/usr/lpp/WebSphere/samples/smapi/inputlistcontainer.xml". If you want to use your own default XML file, you must specify the complete directory of the file or you **must** set the DEFAULT_CLIENT_XML_PATH to this directory.

inputfilename

This parameter is optional. It specifies a file that contains only name value pairs. Using XMLGEN (Chapter 6, "XMLGEN," on page 207), you can set the values of the default XML file to these new specified values. An example below show how this works. If it is not present, the default xmlinput file **must** contain all of the required parameters.

outputfilename

This parameter specifies the name of the output file. It will be written into the "/tmp" directory. Values of default XML file The table below includes all of the attributes that are known for this container action. The required ones must be defined in the default XML file or can be defined by the XMLGEN (Chapter 6, "XMLGEN," on page 207) script. The default XML file is listed in section "inputlistcontainer.xml" on page 241.

Values of default XML file

Parameter name	Values	Required
conversationname	Name of the conversation	x
servername	Name of the server	x
containername	Name of the container: "*" to list all containers pertaining to the specified server	x

Example script

Here is an example script:

```

/* REXX function */
call syscalls 'ON'
signal on error

name. = 0
name.1 = "conversationname"
name.2 = "servername"
name.3 = "containername"

val. = 0
val.1 = "API Functiontest"
val.2 = "APIFCT"
val.3 = "API_Functiontest_Container"

rc = 4
i = 1

do while(name.i <> '0')
  rc = XMLGEN("tempin" name.i val.i)
  if (rc == 4) then do
    say "FCT Test #18 failed while XMLGEN"
    exit
  end
  i = i+1
end;

rc = CB390CFG("-action 'listcontainer' -xmlinput 'inputlistcontainer.xml'
             -input 'tempin' -output 'FCT18'")
if (rc == 4) then do

```

```

    say "FCT Test #18 failed"
    exit
end
exit

error:
say "Error in FCT Test #18" rc "at line" sigl
say sourceline(sigl)
exit

```

Example output file

The output file may look like this:

```

aclcheckrequired.1 Y
activationisolationpolicy.1 Container_Level
administratorname.1 CBADMIN
containerdescription.1 API Functiontest Container Description
containername.1 API_Functiontest_Container
conversationname.1 API Functiontest
managedobjectrefreshpolicy.1 At_Transaction_Recognition
passivationconstraints.1 Pinned
servername.1 APIFCT
sysplexname.1 PLEX1
transactionpolicy.1 Tx_MOFW_Supports_Merged_HG
status 0
message.1 OK
count 1

```

LRM

These functions are for the modifications of a LRM.

Syntax

```

▶ rc = CB390CFG (" -action- ' create- lrm- '
                  delete-
                  change-
                  list- ')
▶ -xmlinput 'defaultxmlfilename'
                  [-input 'inputfilename' ]
▶ -output 'outputfilename' -")

```

Syntax details

rc The return code (rc) is "0" if no errors were detected. If the return code (rc) is "4", an error has occurred while processing the action.

-action

<i>createlrm</i>	Causes a new lrm to be created.
<i>deletelrm</i>	Causes the lrm to be deleted.
<i>changelrm</i>	Causes the lrm to be changed.
<i>listlrm</i>	Causes the lrm to be listed.

-xmlinput

This is the default XML file. All required parameters for the action to be performed must be specified in this file. It is an XML file with a document type definition (DTD) that only specifies the structure of the document. The user can specify default values for each parameter, but these parameters can be overridden by the REXX script via the input

parameter. All default XML files are listed in Chapter 10, “Default XML files,” on page 215. The parameters in these files are set to the default values of the SM Administration EUI.

The default XML file must be present in the path that is specified by the environment variable `DEFAULT_CLIENT_XML_PATH`, or the user must specify its path.

Example: `-xmlinput 'inputcreatelrm.xml'` specifies the default input XML file in the `DEFAULT_CLIENT_XML_PATH`. But `-xmlinput './inputcreatelrm.xml'` specifies the file in the current directory.

The user can modify the default path for the default XML files by setting the environment variable `DEFAULT_CLIENT_XML_PATH` to another existing path. Make sure that the path exists and that the default XML file that will be used is in this directory.

-input

This is an optional parameter for the CB390CFG API. It specifies the input file that contains the name value pairs that should override the parameters of the default XML file. To generate an XML file using REXX variables, use a tool called XMLGEN. This tool is described in Chapter 6, “XMLGEN,” on page 207.

Important: The input file will be deleted after the parameters are merged with the default XML file.

-output

The output file contains further information. There is an example output file in the description of each LRM action. The general output format for a LRM action looks like this:

```
administratorname.1 AdministratorName
coclasscreatefunction.1 CoClassCreateFunctionState
coclassname.1 CoClassName
codllname.1 CoDllName
conversationname.1 ConversationName
lrmdescription.1 LRMDescription
lrmname.1 LRMName
lrmsubsystemtype.1 LRMSubsystemTypeState
sysplexname.1 SysplexName
status 0|4
message.1 OK|ErrorMessage
count NumberOfListedLRM
```

Action “createlrm”

This action causes a new LRM to be created.

Syntax

```
rc = CB390CFG(“ -action—'createlrm' —————>
-xmlinput—'defaultxmlfilename' —————>
      | -input—'inputfilename' |
- output—'outputfilename' —”)<—————>
```

Syntax details

rc The return code (rc) is “0” if no errors were detected. If rc is “4”, an error has occurred while processing the action.

defaultxmlfilename

This is the default XML file. The file has to contain a document type definition (DTD) and all of the required parameters. Only the optional attributes can be left out. The default XML file for createlrm "inputcreatelrm.xml" is listed in section "inputcreatelrm.xml" on page 242.. This file is present in the /usr/lpp/WebSphere/samples/smapi directory.

If the environment variable DEFAULT_CLIENT_XML_PATH locates to this directory you only need to type the filename "inputcreatelrm.xml". Otherwise specify the complete location to the default XML file by setting this parameter to "/usr/lpp/WebSphere/samples/smapi/inputcreatelrm.xml". If you want to use your own default XML file, you must specify the complete directory of the file or you **must** set the DEFAULT_CLIENT_XML_PATH to this directory.

inputfilename

This parameter is optional. It specifies a file that contains only name value pairs. Using XMLGEN (Chapter 6, "XMLGEN," on page 207), you can set the values of the default XML file to these new specified values. An example below show how this works. If it is not present, the default xmlinput file **must** contain all of the required parameters.

outputfilename

This parameter specifies the name of the output file. It will be written into the "/tmp" directory.

Values of default XML file

The table below includes all of the attributes that are known for this LRM action. The required ones must be defined in the default XML file or can be defined by the XMLGEN (Chapter 6, "XMLGEN," on page 207), script. The default XML file is listed in section "inputcreatelrm.xml" on page 242.

Parameter name	Values	Required
conversationname	Name of the conversation: "*" to list all conversations pertaining to the Administrator	x
lrmname	Name of the lrm	x
lrmdescription	Description of the lrm	
coclassname		
codllname		
coclasscreatefunction		
lrmsubsystemtype		

Example script

Here is an example script:

```
/* REXX function */
call syscalls 'ON'
signal on error

name. = 0
name.1 = "conversationname"
name.2 = "lrmname"
name.3 = "lrmdescription"
name.4 = "coclassname"
name.5 = "codllname"
```



```

name.6 = "coclasscreatefunction"
name.7 = "lrmsubsystemtype"

val. = 0
val.1 = "API Functiontest"
val.2 = "API_Functiontest_LRM"
val.3 = "API Functiontest LRM Description"
val.4 = ""
val.5 = ""
val.6 = ""
val.7 = "DB2"

rc = 4
i = 1

do while(name.i <> '0')
  rc = XMLGEN("tempin" name.i val.i)
  if (rc == 4) then do
    say "FCT Test #19 failed while XMLGEN"
    exit
  end
  i = i+1
end;

rc = CB390CFG("-action 'createlrm' -xmlinput 'inputcreatelrm.xml'
             -input 'tempin' -output 'FCT19'")
if (rc == 4) then do
  say "FCT Test #19 failed"
  exit
end
exit

error:
say "Error in FCT Test #19" rc "at line" sigl
say sourceline(sigl)
exit

```

Example output file

The output file may look like this:

```

administratorname.1 CBADMIN
coclasscreatefunction.1
      DB2RRSAF390ResourceMgr_IResourceMgrAdminObject_Impl_Create
coclassname.1 DB2RRSAF390ResourceMgr::IResourceMgrAdminObject
codllname.1 BBOIDRMI
conversationname.1 API Functiontest
lrmdescription.1 API Functiontest LRM Description
lrmlname.1 API_Functiontest_LRM
lrmsubsystemtype.1 DB2
sysplexname.1 PLEX1
status 0
message.1 OK
count 1

```

Action “deletelrm”

This action causes the named LRM to be deleted. This is a logical deletion. The deletion does not occur until the conversation with which this change is associated with is committed.

Syntax

```

▶▶ rc = CB390CFG(“ — -action—'deletelrm' —————▶

```

```

▶ -xmlinput—'defaultxmlfilename' —————▶
    └── -input—'inputfilename' ─┘
▶ -output—'outputfilename' —")—————▶

```

Syntax details

rc The return code (rc) is "0" if no errors were detected. If rc is "4", an error has occurred while processing the action.

defaultxmlfilename

This is the default XML file. The file has to contain a document type definition (DTD) and all of the required parameters. Only the optional attributes can be left out. The default XML file for deletelrm "inputdeletelrm.xml" is listed in section "inputdeletelrm.xml" on page 242.. This file is present in the /usr/lpp/WebSphere/samples/smapi directory. If the environment variable DEFAULT_CLIENT_XML_PATH locates to this directory you only need to type the filename "inputdeletelrm.xml". Otherwise specify the complete location to the default XML file by setting this parameter to "/usr/lpp/WebSphere/samples/smapi/inputdeletelrm.xml". If you want to use your own default XML file, you must specify the complete directory of the file or you **must** set the DEFAULT_CLIENT_XML_PATH to this directory.

inputfilename

This parameter is optional. It specifies a file that contains only name value pairs. Using XMLGEN (Chapter 6, "XMLGEN," on page 207), you can set the values of the default XML file to these new specified values. An example below show how this works. If it is not present, the default xmlinput file **must** contain all of the required parameters.

outputfilename

This parameter specifies the name of the output file. It will be written into the "/tmp" directory.

Values of default XML file

The table below includes all of the attributes that are known for this LRM action. The required ones must be defined in the default XML file or can be defined by the XMLGEN (Chapter 6, "XMLGEN," on page 207), script. The default XML file is listed in section "inputdeletelrm.xml" on page 242.

Parameter name	Values	Required
conversationname	Name of the conversation	x
lrmname	Name of the lrm	x

Example script

Here is an example script:

```

/* REXX function */
call syscalls 'ON'
signal on error

name. = 0
name.1 = "conversationname"
name.2 = "lrmname"

val. = 0

```

```

val.1 = "API Functiontest"
val.2 = "API_Functiontest_LRM"

rc = 4
i = 1

do while(name.i <> '0')
  rc = XMLGEN("tempin" name.i val.i)
  if (rc == 4) then do
    say "FCT Test #21 failed while XMLGEN"
    exit
  end
  i = i+1
end;

rc = CB390CFG("-action 'deletelrm' -xmlinput 'inputdeletelrm.xml'
             -input 'tempin' -output 'FCT21'")
if (rc == 4) then do
  say "FCT Test #21 failed"
  exit
end
exit

error:
say "Error in FCT Test #21" rc "at line" sigl
say sourceline(sigl)
exit

```

Example output file

The output file may look like this:

Action “changelrm”

This action causes the attributes of the named LRM to be changed.

Syntax

```

rc = CB390CFG("-action 'changelrm'
             -xmlinput 'defaultxmlfilename'
             [-input 'inputfilename']
             -output 'outputfilename'")

```

```

▶— rc = CB390CFG—(“— -action—'changelrm' —————▶
▶ -xmlinput—'defaultxmlfilename' —————▶
   └— -input—'inputfilename' —┘
▶ -output—'outputfilename' —”)—————▶

```

Syntax details

rc The return code (rc) is "0" if no errors were detected. If rc is "4", an error has occurred while processing the action.

defaultxmlfilename

This is the default XML file. The file has to contain a document type definition (DTD) and all of the required parameters. Only the optional attributes can be left out. The default XML file for changelrm "inputchangelrm.xml" is listed in section "inputchangelrm.xml" on page 243. This file is present in the /usr/lpp/WebSphere/samples/smapi directory.

If the environment variable DEFAULT_CLIENT_XML_PATH locates to this directory you only need to type the filename "inputchangelrm.xml". Otherwise specify the complete location to the default XML file by

setting this parameter to "/usr/lpp/WebSphere/samples/smapi/inputchangelrm.xml". If you want to use your own default XML file, you must specify the complete directory of the file or you **must** set the DEFAULT_CLIENT_XML_PATH to this directory.

inputfilename

This parameter is optional. It specifies a file that contains only name value pairs. Using XMLGEN (Chapter 6, "XMLGEN," on page 207), you can set the values of the default XML file to these new specified values. An example below show how this works. If it is not present, the default xmlinput file **must** contain all of the required parameters.

outputfilename

This parameter specifies the name of the output file. It will be written into the "/tmp" directory.

Values of default XML file

The table below includes all of the attributes that are known for this LRM action. The required ones must be defined in the default XML file or can be defined by the XMLGEN (Chapter 6, "XMLGEN," on page 207), script. The default XML file is listed in section "inputchangelrm.xml" on page 243..

Parameter name	Values	Required
conversationname	Name of the conversation	x
lrmname	Name of the lrm	x
lrmdescription	Description of the lrm	x
coclassname		
codllname		
coclasscreatefunction		
lrmsubsystemtype		

Example script

Here is an example script:

```

/* REXX function */
call syscalls 'ON'
signal on error

name. = 0
name.1 = "conversationname"
name.2 = "lrmname"
name.3 = "lrmdescription"
name.4 = "coclassname"
name.5 = "codllname"
name.6 = "coclasscreatefunction"
name.7 = "lrmsubsystemtype"

val. = 0
val.1 = "API Functiontest"
val.2 = "API_Functiontest_LRM"
val.3 = "API Functiontest LRM Description modified"
val.4 = ""
val.5 = ""
val.6 = ""
val.7 = "IMS_OTMA_PAA"

rc = 4
i = 1

```

```

do while(name.i <> '0')
  rc = XMLGEN("tempin" name.i val.i)
  if (rc == 4) then do
    say "FCT Test #20 failed while XMLGEN"
    exit
  end
  i = i+1
end;

rc = CB390CFG("-action 'changelrm' -xmlinput 'inputchangelrm.xml'
              -input 'tempin' -output 'FCT20'")
if (rc == 4) then do
  say "FCT Test #20 failed"
  exit
end
exit

error:
say "Error in FCT Test #20" rc "at line" sigl
say sourceline(sigl)
exit

```

Example output file

The output file may look like this:

```

administratorname.1 CBADMIN
coclasscreatefunction.1
  DB2RRSAF390ResourceMgr_IResourceMgrAdminObject_Impl_Create
coclassname.1 DB2RRSAF390ResourceMgr::IResourceMgrAdminObject
codllname.1 BBOIDRMI
conversationname.1 API Functiontest
lrmdescription.1 API Functiontest LRM Description modified
lrmname.1 API_Functiontest_LRM
lrmsubsystemtype.1 DB2
sysplexname.1 PLEX1
status 0
message.1 OK
count 1

```

Action “listlrm”

This action causes the named LRM to be listed. If the LRM name equals “*”, then all LRMs will be listed.

Syntax

```

▶▶ rc = CB390CFG(“ — -action—’listlrm’ —————▶
▶ -xmlinput—’defaultxmlfilename’ —————▶
   └── -input—’inputfilename’ ─┘
▶ -output—’outputfilename’ —”)▶▶

```

Syntax details

rc The return code (rc) is “0” if no errors were detected. If rc is “4”, an error has occurred while processing the action.

defaultxmlfilename

This is the default XML file. The file has to contain a document type definition (DTD) and all of the required parameters. Only the optional attributes can be left out. The default XML file for listlrm “inputlistlrm.xml” is listed in section “inputlistlrm.xml” on page 244. This file is present in the /usr/lpp/WebSphere/samples/smapi

directory. If the environment variable `DEFAULT_CLIENT_XML_PATH` locates to this directory you only need to type the filename `"inputlistlrm.xml"`. Otherwise, specify the complete location to the default XML file by setting this parameter to `"/usr/lpp/WebSphere/samples/smapi/inputlistlrm.xml"`. If you want to use your own de-fault XML file you **must specify either the complete directory of the file or you must set the `DEFAULT_CLIENT_XML_PATH` to this directory.**

inputfilename

This parameter is optional. It specifies a file that contains only name value pairs. Using XMLGEN (Chapter 6, "XMLGEN," on page 207), you can set the values of the default XML file to these new specified values. An example below show how this works. If it is not present, the default `xmlinput` file **must** contain all of the required parameters.

outputfilename

This parameter specifies the name of the output file. It will be written into the `"/tmp"` directory.

Values of default XML file

The table below includes all of the attributes that are known for this LRM action. The required ones must be defined in the default XML file or can be defined by the XMLGEN (Chapter 6, "XMLGEN," on page 207), script. The default XML file is listed in section `"inputlistlrm.xml"` on page 244.

Parameter name	Values	Required
<code>conversationname</code>	Name of the conversation	x
<code>lrmname</code>	Name of the lrm: "*" to list all LRMs in the conversation	x

Example script

Here is an example script:

```

/* REXX function */
call syscalls 'ON'
signal on error

name. = 0
name.1 = "conversationname"
name.2 = "lrmname"

val. = 0
val.1 = "API Functiontest"
val.2 = "API_Functiontest_LRM"

rc = 4
i = 1

do while(name.i <>'0')
  rc = XMLGEN("tempin" name.i val.i)
  if (rc == 4) then do
    say "FCT Test #22 failed while XMLGEN"
    exit
  end
  i = i+1
end;

rc = CB390CFG("-action 'listlrm' -xmlinput 'inputlistlrm.xml'
             -input 'tempin' -output 'FCT22'")
if (rc == 4) then do
  say "FCT Test #22 failed"

```

```

    exit
end
exit

error:
say "Error in FCT Test #22" rc "at line" sigl
say sourceline(sigl)
exit

```

Example output file

The output file may look like this:

```

administratorname.1 CBADMIN
coclasscreatefunction.1
    DB2RRSAF390ResourceMgr_IResourceMgrAdminObject_Impl_Create
coclassname.1 DB2RRSAF390ResourceMgr::IResourceMgrAdminObject
codllname.1 BBOIDRMI
conversationname.1 API Functiontest
lrmdescription.1 API Functiontest LRM Description modified
lrmname.1 API_Functiontest_LRM
lrmsubsystemtype.1 DB2
sysplexname.1 PLEX1
status 0
message.1 OK
count 1

```

LRMI

These functions are for the modifications of a LRMI.

Syntax

```

►► rc = CB390CFG—" -action—' create- lrm-'
                                | delete- |
                                | change- |
                                | list-  |
► -xmlinput—'defaultxmlfilename' —'inputfilename' —'
► -output—'outputfilename' —")

```

Syntax details

rc The return code (rc) is "0" if no errors were detected. If the return code (rc) is "4", an error has occurred while processing the action.

-action

<i>createlrmi</i>	Causes a new lrm to be created.
<i>deletelrmi</i>	Causes the lrm to be deleted.
<i>changelrmi</i>	Causes the lrm to be changed.
<i>listlrm</i>	Causes the lrm to be listed.

-xmlinput

This is the default XML file. All required parameters for the action to be performed must be specified in this file. It is an XML file with a document type definition (DTD) that only specifies the structure of the document. The user can specify default values for each parameter, but these parameters can be overridden by the REXX script via the input parameter. All default XML files are listed in Chapter 10, "Default XML

files," on page 215. The parameters in these files are set to the default values of the SM Administration EUI.

The default XML file must be present in the path that is specified by the environment variable `DEFAULT_CLIENT_XML_PATH`, or the user must specify its path.

Example: `-xmlinput 'inputcreatelrmi.xml'` specifies the default input XML file in the `DEFAULT_CLIENT_XML_PATH`. But `-xmlinput './inputcreatelrmi.xml'` specifies the file in the current directory.

The user can modify the default path for the default XML files by setting the environment variable `DEFAULT_CLIENT_XML_PATH` to another existing path. Make sure that the path exists and that the default XML file that will be used is in this directory.

-input

This is an optional parameter for the CB390CFG API. It specifies the input file that contains the name value pairs that should override the parameters of the default XML file. To generate an XML file using REXX variables, use a tool called XMLGEN. This tool is described in Chapter 6, "XMLGEN," on page 207.

Important: The input file will be deleted after the parameters are merged with the default XML file.

-output

The output file contains further information. There is an example output file in the description of each LRMI action. The general output format for a LRMI action looks like this:

```
administratorname.1 AdministratorName
conversationname.1 ConversationName
lrmidescription.1 LRMIDescription
lrminame.1 LRMIName
lrmname.1 LRMIName
sysplexname.1 SysplexName
systemname.1 SystemName
status 0|4
message.1 OK|ErrorMessage
count NumberOfListedLRMI
```

Action "createlrmi"

This action causes a new LRMI to be created.

Syntax

```
rc = CB390CFG—" -action-'createlrmi' —————>
-xmlinput-'defaultxmlfilename' —————>
      | -input-'inputfilename' |
- -output-'outputfilename' —")—————>>
```

Syntax details

rc The return code (rc) is "0" if no errors were detected. If rc is "4", an error has occurred while processing the action.

defaultxmlfilename

This is the default XML file. The file has to contain a document type definition (DTD) and all of the required parameters. Only the optional

attributes can be left out. The default XML file for createlrmi "inputcreatelrmi.xml" is listed in section "inputcreatelrmi.xml" on page 244.. This file is present in the /usr/lpp/WebSphere/samples/smapi directory.

If the environment variable DEFAULT_CLIENT_XML_PATH locates to this directory you only need to type the filename "inputcreatelrmi.xml". Otherwise specify the complete location to the default XML file by setting this parameter to "/usr/lpp/WebSphere/samples/smapi/inputcreatelrmi.xml". If you want to use your own default XML file, you must specify the complete directory of the file or you **must** set the DEFAULT_CLIENT_XML_PATH to this directory.

inputfilename

This parameter is optional. It specifies a file that contains only name value pairs. Using XMLGEN (Chapter 6, "XMLGEN," on page 207), you can set the values of the default XML file to these new specified values. An example below show how this works. If it is not present, the default xmlinput file **must** contain all of the required parameters.

outputfilename

This parameter specifies the name of the output file. It will be written into the "/tmp" directory.

Values of default XML file

The table below includes all of the attributes that are known for this LRMI action. The required ones must be defined in the default XML file or can be defined by the XMLGEN (Chapter 6, "XMLGEN," on page 207), script. The default XML file is listed in section "inputcreatelrmi.xml" on page 244.

Parameter name	Values	Required
conversationname	Name of the conversation	x
lrmlname	Name of the lrm	x
lrmlname	Name of the lrmi	x
lrmldescription	Description of the lrmi	
systemname	Name of the system	x
connection	Connection data To specify the connection data in the default XML there must be set an element for each connection data type. If a connection data is specified the attributes must be set. To specify the connection data in a REXX script you must specify only one name value pair for all connection data. For the "name" value specify connection and into the "value" value insert the connection data like the following format: name='value' [name='value' ...]. The parameter name specifies the name of the connection data, value specifies its value.	

Example script

Here is an example script:

```
/* REXX function */
call syscalls 'ON'
signal on error
```

```

name. = 0
name.1 = "conversationname"
name.2 = "lrmname"
name.3 = "lrmname"
name.4 = "lrmidescription"
name.5 = "systemname"

val. = 0
val.1 = "API Functiontest"
val.2 = "API_Functiontest_LRM"
val.3 = "API_Functiontest_LRMI"
val.4 = "API Functiontest LRMI Description"
val.5 = "SY1"

rc = 4
i = 1

do while(name.i <> '0')
  rc = XMLGEN("tempin" name.i val.i)
  if (rc == 4) then do
    say "FCT Test #23 failed while XMLGEN"
    exit
  end
  i = i+1
end;

rc = CB390CFG("-action 'createlrmi' -xmlinput 'inputcreatelrmi.xml'
              -input 'tempin' -output 'FCT23'")
if (rc == 4) then do
  say "FCT Test #23 failed"
  exit
end
exit

error:
say "Error in FCT Test #23" rc "at line" sigl
say sourceline(sigl)
exit

```

Example output file

The output file may look like this:

```

administratorname.1 CBADMIN
conversationname.1 API Functiontest
lrmidescription.1 API Functiontest LRMI Description
lrmname.1 API_Functiontest_LRMI
lrmname.1 API_Functiontest_LRM
sysplexname.1 PLEX1
systemname.1 SY1
connection.1 ID1 = 'test1' ID2 = 'test2'
status 0
message.1 OK
count 1

```

Action “deletelrmi”

This action causes the named LRMI to be deleted. This is a logical deletion. The deletion does not occur until the conversation with which this change is associated is committed.

Syntax

```

▶▶ rc = CB390CFG(“ — -action—'deletelrmi' —————▶

```

```

▶ -xmlinput—'defaultxmlfilename' —————▶
    └── -input—'inputfilename' ───┘
▶ -output—'outputfilename' —")—————▶

```

Syntax details

rc The return code (rc) is "0" if no errors were detected. If rc is "4", an error has occurred while processing the action.

defaultxmlfilename

This is the default XML file. The file has to contain a document type definition (DTD) and all of the required parameters. Only the optional attributes can be left out. The default XML file for deletelrmi "inputdeletelrmi.xml" is listed in section "inputdeletelrmi.xml" on page 245. This file is present in the /usr/lpp/WebSphere/samples/smapi directory.

If the environment variable DEFAULT_CLIENT_XML_PATH locates to this directory you only need to type the filename "inputdeletelrmi.xml". Otherwise specify the complete location to the default XML file by setting this parameter to "/usr/lpp/WebSphere/samples/smapi/inputdeletelrmi.xml". If you want to use your own default XML file, you must specify the complete directory of the file or you **must** set the DEFAULT_CLIENT_XML_PATH to this directory.

inputfilename

This parameter is optional. It specifies a file that contains only name value pairs. Using XMLGEN (Chapter 6, "XMLGEN," on page 207), you can set the values of the default XML file to these new specified values. An example below show how this works. If it is not present, the default xmlinput file **must** contain all of the required parameters.

outputfilename

This parameter specifies the name of the output file. It will be written into the "/tmp" directory.

Values of default XML file

The table below includes all of the attributes that are known for this LRMI action. The required ones must be defined in the default XML file or can be defined by the XMLGEN (Chapter 6, "XMLGEN," on page 207), script. The default XML file is listed in section "inputdeletelrmi.xml" on page 245.

Parameter name	Values	Required
conversationname	Name of the conversation	x
lrmname	Name of the lrm	x
lrminame	Name of the lrmi	x

Example script

Here is an example script:

```

/* REXX function */
call syscalls 'ON'
signal on error

name. = 0
name.1 = "conversationname"
name.2 = "lrmname"
name.3 = "lrminame"

```

```

val. = 0
val.1 = "API Functiontest"
val.2 = "API_Functiontest_LRM"
val.3 = "API_Functiontest_LRMI"

rc = 4
i = 1

do while(name.i <> '0')
  rc = XMLGEN("tempin" name.i val.i)
  if (rc == 4) then do
    say "FCT Test #25 failed while XMLGEN"
    exit
  end
  i = i+1
end;

rc = CB390CFG("-action 'deletelrmi' -xmlinput 'inputdeletelrmi.xml'
             -input 'tempin' -output 'FCT25'")
if (rc == 4) then do
  say "FCT Test #25 failed"
  exit
end
exit

error:
say "Error in FCT Test #25" rc "at line" sigl
say sourceline(sigl)
exit

```

Example output file

The output file may look like this:

```

administratorname.1 CBADMIN
conversationname.1 API Functiontest
lrmidescription.1 API Functiontest LRMI Description modified
lrminame.1 API_Functiontest_LRMI
lrmname.1 API_Functiontest_LRM
sysplexname.1 PLEX1
systemname.1 SY1
connection.1 ID2 = 'changedtest2' ID1 = 'changedtest1'
status 0
message.1 OK
count 1

```

Action “changelrmi”

This action causes the attributes for the named LRMI to be changed.

Syntax

```

►► rc = CB390CFG(“ — -action—’changelrmi’ —————►
► -xmlinput—’defaultxmlfilename’ —————►
└── -input—’inputfilename’ ─┘
► -output—’outputfilename’ —”)—————►

```

Syntax details

rc The return code (rc) is "0" if no errors were detected. If rc is "4", an error has occurred while processing the action.

defaultxmlfilename

This is the default XML file. The file has to contain a document type

definition (DTD) and all of the required parameters. Only the optional attributes can be left out. The default XML file for changelrmi "inputchangelrmi.xml" is listed in section "inputchangelrmi.xml" on page 246. This file is present in the /usr/lpp/WebSphere/samples/smapi directory.

If the environment variable DEFAULT_CLIENT_XML_PATH locates to this directory you only need to type the filename "inputchangelrmi.xml". Otherwise specify the complete location to the default XML file by setting this parameter to "/usr/lpp/WebSphere/samples/smapi/inputchangelrmi.xml". If you want to use your own default XML file, you must specify the complete directory of the file or you **must** set the DEFAULT_CLIENT_XML_PATH to this directory.

inputfilename

This parameter is optional. It specifies a file that contains only name value pairs. Using XMLGEN (Chapter 6, "XMLGEN," on page 207), you can set the values of the default XML file to these new specified values. An example below show how this works. If it is not present, the default xmlinput file **must** contain all of the required parameters.

outputfilename

This parameter specifies the name of the output file. It will be written into the "/tmp" directory.

Values of default XML file

The table below includes all of the attributes that are known for this LRMI action. The required ones must be defined in the default XML file or can be defined by the XMLGEN (Chapter 6, "XMLGEN," on page 207), script. The default XML file is listed in section "inputchangelrmi.xml" on page 246..

Parameter name	Values	Required
conversationname	Name of the conversation	x
lrmname	Name of the lrm	x
lrminame	Name of the lrmi	x
lrmidescription	Description of the lrmi	
systemname	Name of the system	x
connection	Connection data To specify the connection data in the default XML there must be set an element for each connection data type. If a connection data is specified the attributes must be set. To specify the connection data in a REXX script you must specify only one name value pair for all connection data. For the "name" value specify connection and into the "value" value insert the connection data like the following format: name='value' [name='value' ...]. The parameter name specifies the name of the connection data, value specifies its value.	

Example script

Here is an example script:

```

/* REXX function */
call syscalls 'ON'
signal on error

name. = 0
name.1 = "conversationname"
name.2 = "lrmname"
name.3 = "lrmname"
name.4 = "lrmidescription"
name.5 = "systemname"

val. = 0
val.1 = "API Functiontest"
val.2 = "API_Functiontest_LRM"
val.3 = "API_Functiontest_LRMI"
val.4 = "API Functiontest LRMI Description modified"
val.5 = "SY1"

rc = 4
i = 1

do while(name.i <> '0')
  rc = XMLGEN("tempin" name.i val.i)
  if (rc == 4) then do
    say "FCT Test #24 failed while XMLGEN"
    exit
  end
  i = i+1
end;

rc = CB390CFG("-action 'changeLRMI' -xmlinput 'inputchangeLRMI.xml'
             -input 'tempin' -output 'FCT24'")

if (rc == 4) then do
  say "FCT Test #24 failed"
  exit
end
exit

error:
say "Error in FCT Test #24" rc "at line" sigl
say sourceline(sigl)
exit

```

Example output file

The output file may look like this:

```

administratorname.1 CBADMIN
conversationname.1 API Functiontest
lrmidescription.1 API Functiontest LRMI Description modified
lrmname.1 API_Functiontest_LRMI
lrmname.1 API_Functiontest_LRM
sysplexname.1 PLEX1
systemname.1 SY1
connection.1 ID1 = 'changedtest1' ID2 = 'changedtest2'
status 0
message.1 OK
count 1

```

Action “listLRMI”

This action causes the named LRMI to be listed. If the LRMI name equals “*”, then all LRMI's will be listed.

Syntax

```

rc = CB390CFG—" -action—'listlrmi' —————>
-xmlinput—'defaultxmlfilename' —————>
      | -input—'inputfilename' —————>
- output—'outputfilename' —————>

```

Syntax details

rc The return code (rc) is "0" if no errors were detected. If rc is "4", an error has occurred while processing the action.

defaultxmlfilename

This is the default XML file. The file has to contain a document type definition (DTD) and all of the required parameters. Only the optional attributes can be left out. The default XML file for listlrmi "inputlistlrmi.xml" is listed in section "inputlistlrmi.xml" on page 246. This file is present in the /usr/lpp/WebSphere/samples/smapi directory. If the environment variable DEFAULT_CLIENT_XML_PATH locates to this directory you only need to type the filename "inputlistlrmi.xml". Otherwise, specify the complete location to the default XML file by setting this parameter to "/usr/lpp/WebSphere/samples/smapi/inputlistlrmi.xml". If you want to use your own de-fault XML file you **must specify either the complete directory of the file or you must set the DEFAULT_CLIENT_XML_PATH to this directory.**

inputfilename

This parameter is optional. It specifies a file that contains only name value pairs. Using XMLGEN (Chapter 6, "XMLGEN," on page 207), you can set the values of the default XML file to these new specified values. An example below show how this works. If it is not present, the default xmlinput file **must** contain all of the required parameters.

outputfilename

This parameter specifies the name of the output file. It will be written into the "/tmp" directory.

Values of default XML file

The table below includes all of the attributes that are known for this LRMI action. The required ones must be defined in the default XML file or can be defined by the XMLGEN (Chapter 6, "XMLGEN," on page 207), script. The default XML file is listed in section "inputlistlrmi.xml" on page 246.

Parameter name	Values	Required
lrname	Name of the lrm	x
lrminame	Name of the lrmi: "*" to list all LRMI's in associated with the LRM	

Example script

Here is an example script:

```

/* REXX function */
call syscalls 'ON'
signal on error

name. = 0
name.1 = "conversationname"
name.2 = "lrname"

```

```

name.3 = "lrminame"

val. = 0
val.1 = "API Functiontest"
val.2 = "API_Functiontest_LRM"
val.3 = "API_Functiontest_LRMI"

rc = 4
i = 1

do while(name.i <> '0')
  rc = XMLGEN("tempin" name.i val.i)
  if (rc == 4) then do
    say "FCT Test #26 failed while XMLGEN"
    exit
  end
  i = i+1
end;

rc = CB390CFG("-action 'listlrmi' -xmlinput 'inputlistlrmi.xml'
              -input 'tempin' -output 'FCT26'")
if (rc == 4) then do
  say "FCT Test #26 failed"
  exit
end
exit

error:
say "Error in FCT Test #26" rc "at line" sigl
say sourceline(sigl)
exit

```

Example output file

The output file may look like this:

```

administratorname.1 CBADMIN
conversationname.1 API Functiontest
lrmdescription.1 API Functiontest LRMI Description modified
lrminame.1 API_Functiontest_LRMI
lrmtime.1 API_Functiontest_LRM
sysplexname.1 PLEX1
systemname.1 SY1
connection.1 ID2 = 'changedtest2' ID1 = 'changedtest1'
status 0
message.1 OK
count 1

```

Container/LRM associations

These functions are for the modifications of the associations between LRMs and containers.

Syntax

```

▶▶ rc = CB390CFG(“(” -action—’—————▶
▶ associatelrmwithcontainer—————’—————▶
  └─ disassociatelrmfromcontainer—————┘
  └─ listlrmassociatedwithcontainer————┘
▶ -xmlinput—’defaultxmlfilename’—————▶
  └─ -input—’inputfilename’————┘

```


► -output—'outputfilename' —")◄

Syntax details

rc The return code (rc) is "0" if no errors were detected. If the return code (rc) is "4", an error has occurred while processing the action.

-action

associatelrminwithcontainer

disassociatelrminfromcontainer

listlrminassociatedwithcontainer

-xmlinput

This is the default XML file. All required parameters for the action to be performed must be specified in this file. It is an XML file with a document type definition (DTD) that only specifies the structure of the document. The user can specify default values for each parameter, but these parameters can be overridden by the REXX script via the input parameter. All default XML files are listed in Chapter 10, "Default XML files," on page 215. The parameters in these files are set to the default values of the SM Administration EUI.

The default XML file must be present in the path that is specified by the environment variable `DEFAULT_CLIENT_XML_PATH`, or the user must specify its path.

Example: `-xmlinput 'inputassociatelrminwithcontainer.xml'` specifies the default input XML file in the `DEFAULT_CLIENT_XML_PATH`. But `-xmlinput './inputassociatelrminwithcontainer.xml'` specifies the file in the current directory.

The user can modify the default path for the default XML files by setting the environment variable `DEFAULT_CLIENT_XML_PATH` to another existing path. Make sure that the path exists and that the default XML file that will be used is in this directory.

-input

This is an optional parameter for the CB390CFG API. It specifies the input file that contains the name value pairs that should override the parameters of the default XML file. To generate an XML file using REXX variables, use a tool called XMLGEN. This tool is described in Chapter 6, "XMLGEN," on page 207.

Important: The input file will be deleted after the parameters are merged with the default XML file.

-output

The output file contains further information. There is an example output file in the description of each association action. The general output format for a association action looks like this:

```
administratorname.1 AdministratorName
containername.1 ContainerName
conversationname.1 ConversationName
lrminname.1 LRMName
servername.1 ServerName
sysplexname.1 SysplexName
status 0|4
message.1 OK|ErrorMessage
count NumberOfListedAssociations
```

Action “associatelrmwithcontainer”

This action causes an association of the named LRM with the named container.

Syntax

```
rc = CB390CFG (" -action 'associatelrmwithcontainer'
  -xmlinput 'defaultxmlfilename'
    [-input 'inputfilename']
  -output 'outputfilename' ")
```

Syntax details

rc The return code (rc) is "0" if no errors were detected. If rc is "4", an error has occurred while processing the action.

defaultxmlfilename

This is the default XML file. The file has to contain a document type definition (DTD) and all of the required parameters. Only the optional attributes can be left out. The default XML file for `associatelrmwithcontainer` "inputassociatelrmwithcontainer.xml" is listed in section "inputassociatelrmwithcontainer.xml" on page 247. This file is present in the `/usr/lpp/CB390/samples/smapi` directory.

If the environment variable `DEFAULT_CLIENT_XML_PATH` locates to this directory, you only need to type the filename

"inputassociatelrmwithcontainer.xml". Otherwise, specify the complete location to the default XML file by setting this parameter to `/usr/lpp/CB390/samples/smapi/inputassociatelrmwithcontainer.xml`.

If you want to use your own default XML file, you must specify either the complete directory of the file or set the `DEFAULT_CLIENT_XML_PATH` to this directory.

inputfilename

This parameter is optional. It specifies a file that contains only name value pairs. Using XMLGEN (Chapter 6, "XMLGEN," on page 207), you can set the values of the default XML file to these new specified values. An example below show how this works. If it is not present, the default `xmlinput` file **must** contain all of the required parameters.

outputfilename

This parameter specifies the name of the output file. It will be written into the `/tmp` directory.

Values of default XML file

The table below includes all of the attributes that are known for this association action. The required ones must be defined in the default XML file or can be defined by the XMLGEN (Chapter 6, "XMLGEN," on page 207), script. The default XML file is listed in section "inputassociatelrmwithcontainer.xml" on page 247.

Parameter name	Values	Required
conversationname	Name of the conversation	x
servername	Name of the server	x
lrmname	Name of the lrm	x
containername	Name of the container	x

Example script

Here is an example script:

```
/* REXX function */
call syscalls 'ON'
signal on error

name. = 0
name.1 = "conversationname"
name.2 = "servername"
name.3 = "lrmname"
name.4 = "containername"

val. = 0
val.1 = "API Functiontest"
val.2 = "APIFCT"
val.3 = "API_Functiontest_LRM"
val.4 = "API_Functiontest_Container"

rc = 4
i = 1

do while(name.i <> '0')
  rc = XMLGEN("tempin" name.i val.i)
  if (rc == 4) then do
    say "FCT Test #30 failed while XMLGEN"
    exit
  end
  i = i+1
end;

rc = CB390CFG("-action 'associatelrmwithcontainer'
             -xmlinput 'inputassociatelrmwithcontainer.xml'
             -input 'tempin' -output 'FCT30'")
if (rc == 4) then do
  say "FCT Test #30 failed"
  exit
end
exit

error:
say "Error in FCT Test #30" rc "at line" sigl
say sourceline(sigl)
exit
```

Example output file

The output file may look like this:

```
administratorname.1 CBADMIN
containername.1 API_Functiontest_Container
conversationname.1 API Functiontest
lrmname.1 API_Functiontest_LRM
servername.1 APIFCT
sysplexname.1 PLEX1
status 0
message.1 OK
count 1
```

Action “disassociatelrmfromcontainer”

This action causes a disassociation of the named LRM from the named container.

Syntax

```
►► rc = CB390CFG(“ — -action—'disassociatelrmfromcontainer' —————►
```

```

▶ -xmlinput—'defaultxmlfilename' —————▶
    └── -input—'inputfilename' ───┘
▶ -output—'outputfilename' —")————▶

```

Syntax details

rc The return code (rc) is "0" if no errors were detected. If rc is "4", an error has occurred while processing the action.

defaultxmlfilename

This is the default XML file. The file has to contain a document type definition (DTD) and all of the required parameters. Only the optional attributes can be left out. The default XML file for `disassociateirmfromcontainer` "inputdisassociateirmfromcontainer.xml" is listed in section "inputdisassociateirmfromcontainer.xml" on page 248. This file is present in the `"/usr/lpp/CB390/samples/smapi"` directory.

If the environment variable `DEFAULT_CLIENT_XML_PATH` locates to this directory, you only need to type the filename "inputdisassociateirmfromcontainer.xml". Otherwise specify the complete location to the default XML file by setting this parameter to `"/usr/lpp/CB390/samples/smapi/inputdisassociateirmfromcontainer.xml"`. If you want to use your own default XML file, you must specify either the complete directory of the file or set the `DEFAULT_CLIENT_XML_PATH` to this directory.

inputfilename

This parameter is optional. It specifies a file that contains only name value pairs. Using XMLGEN (Chapter 6, "XMLGEN," on page 207), you can set the values of the default XML file to these new specified values. An example below show how this works. If it is not present, the default `xmlinput` file **must** contain all of the required parameters.

outputfilename

This parameter specifies the name of the output file. It will be written into the `"/tmp"` directory.

Values of default XML file

The table below includes all of the attributes that are known for this association action. The required ones must be defined in the default XML file or can be defined by the XMLGEN (Chapter 6, "XMLGEN," on page 207), script. The default XML file is listed in section "inputdisassociateirmfromcontainer.xml" on page 248.

Parameter name	Values	Required
conversationname	Name of the conversation	x
servername	Name of the server	x
lrmname	Name of the lrm	x
containername	Name of the container	x

Example script

Here is an example script:

```

/* REXX function */
call syscalls 'ON'
signal on error

```

```

name. = 0
name.1 = "conversationname"
name.2 = "servername"
name.3 = "lrname"
name.4 = "containername"

val. = 0
val.1 = "API Functiontest"
val.2 = "APIFCT"
val.3 = "API_Functiontest_LRM"
val.4 = "API_Functiontest_Container"

rc = 4
i = 1

do while(name.i <> '0')
  rc = XMLGEN("tempin" name.i val.i)
  if (rc == 4) then do
    say "FCT Test #31 failed while XMLGEN"
    exit
  end
  i = i+1
end;

rc = CB390CFG("-action 'disassociatlrfromcontainer'
             -xmlinput 'inputdisassociatlrfromcontainer.xml'
             -input 'tempin' -output 'FCT31'")

if (rc == 4) then do
  say "FCT Test #31 failed"
  exit
end
exit

error:
say "Error in FCT Test #31" rc "at line" sigl
say sourceline(sigl)
exit

```

Example output file

The output file may look like this:

```

administratorname.1 CBADMIN
containername.1 API_Functiontest_Container
conversationname.1 API Functiontest
lrname.1 API_Functiontest_LRM
servername.1 APIFCT
sysplexname.1 PLEX1
status 0
message.1 OK
count 1

```

Action “listlrassociatedwithcontainer”

This action causes the named LRM associated with the named container to be listed. If the LRM name equals “*”, then all LRM associated with the container will be listed.

Syntax

```

▶▶ rc = CB390CFG(“ -action—’listlrassociatedwithcontainer’ —▶
▶ -xmlinput—’defaultxmlfilename’ —▶
   └─ -input—’inputfilename’ ─┘

```

► -output—'outputfilename' —)◄

Syntax details

rc The return code (rc) is "0" if no errors were detected. If rc is "4", an error has occurred while processing the action.

defaultxmlfilename

This is the default XML file. The file has to contain a document type definition (DTD) and all of the required parameters. Only the optional attributes can be left out. The default XML file for listlrmassociatedwithcontainer

"inputlistlrmassociatedwithcontainer.xml" is listed in section "inputlistlrmassociatedwithcontainer.xml" on page 248. This file is present in the /usr/lpp/CB390/samples/smapi" directory.

If the environment variable DEFAULT_CLIENT_XML_PATH locates to this directory, you only need to type the filename "inputlistlrmassociatedwithcontainer.xml". Otherwise, specify the complete location to the default XML file by setting this parameter to "/usr/lpp/CB390/samples/smapi/inputlistlrmassociatedwithcontainer.xml". If you want to use your own default XML file, you must specify either the complete directory of the file or set the DEFAULT_CLIENT_XML_PATH to this directory.

inputfilename

This parameter is optional. It specifies a file that contains only name value pairs. Using XMLGEN (Chapter 6, "XMLGEN," on page 207), you can set the values of the default XML file to these new specified values. An example below show how this works. If it is not present, the default xmlinput file **must** contain all of the required parameters.

outputfilename

This parameter specifies the name of the output file. It will be written into the "/tmp" directory.

Values of default XML file

The table below includes all of the attributes that are known for this association action. The required ones must be defined in the default XML file or can be defined by the XMLGEN (Chapter 6, "XMLGEN," on page 207), script. The default XML file is listed in section "inputlistlrmassociatedwithcontainer.xml" on page 248.

Parameter name	Values	Required
conversationname	Name of the conversation	x
servername	Name of the server	x
lrmname	Name of the lrm: "*" to list all LRMs associated with the specified container	x
containername	Name of the container	x

Example script

Here is an example script:

```
/* REXX function */
call syscalls 'ON'
signal on error
```

```
name. = 0
```

```

name.1 = "conversationname"
name.2 = "servername"
name.3 = "lrmname"
name.4 = "containername"

val. = 0
val.1 = "API Functiontest"
val.2 = "APIFCT"
val.3 = "API_Functiontest_LRM"
val.4 = "API_Functiontest_Container"

rc = 4
i = 1

do while(name.i <> '0')
  rc = XMLGEN("tempin" name.i val.i)
  if (rc == 4) then do
    say "FCT Test #32 failed while XMLGEN"
    exit
  end
  i = i+1
end;

rc = CB390CFG("-action 'listlrmassociatedwithcontainer'
             -xmlinput 'inputlistlrmassociatedwithcontainer.xml'
             -input 'tempin' -output 'FCT32'")

if (rc == 4) then do
  say "FCT Test #32 failed"
  exit
end
exit

error:
say "Error in FCT Test #32" rc "at line" sigl
say sourceline(sigl)
exit

```

Example output file

The output file may look like this:

```

administratorname.1 CBADMIN
containername.1 API_Functiontest_Container
conversationname.1 API Functiontest
lrmname.1 API_Functiontest_LRM
servername.1 APIFCT
sysplexname.1 PLEX1
status 0
message.1 OK
count 1

```

Application family

Syntax

```

▶▶ rc = CB390CFG—" — -action—' —————▶
                                     |import-| Applicationfamily —————▶
                                     |remove-|
                                     |list-  |
▶ — -xmlinput—'defaultxmlfilename' —————▶
                                     | —input—'inputfilename' —|
▶ -output—'outputfilename' —") —————▶▶

```

Syntax details

rc The return code (rc) is "0" if no errors were detected. If the return code (rc) is "4", an error has occurred while processing the action.

-action

<i>importapplicationfamily</i>	Causes the application families to be configured to the server.
<i>removeapplicationfamily</i>	Causes causes the application families to be deleted.
<i>listapplicationfamily</i>	Causes the application families configured to a server to be listed.

-xmlinput

This is the default XML file. All required parameters for the action to be performed must be specified in this file. It is an XML file with a document type definition (DTD) that only specifies the structure of the document. The user can specify default values for each parameter, but these parameters can be overridden by the REXX script via the input parameter. All default XML files are listed in Chapter 10, "Default XML files," on page 215. The parameters in these files are set to the default values of the SM Administration EUI.

The default XML file must be present in the path that is specified by the environment variable `DEFAULT_CLIENT_XML_PATH`, or the user must specify its path.

Example: `-xmlinput 'inputimportapplicationfamily.xml'` specifies the default input XML file in the `DEFAULT_CLIENT_XML_PATH`.

But `-xmlinput './inputimportapplicationfamily.xml'` specifies the file in the current directory.

The user can modify the default path for the default XML files by setting the environment variable `DEFAULT_CLIENT_XML_PATH` to another existing path. Make sure that the path exists and that the default XML file that will be used is in this directory.

-input

This is an optional parameter for the CB390CFG API. It specifies the input file that contains the name value pairs that should override the parameters of the default XML file. To generate an XML file using REXX variables, use a tool called XMLGEN. This tool is described in Chapter 6, "XMLGEN," on page 207.

Important: The input file will be deleted after the parameters are merged with the default XML file.

-output

The output file contains further information. There is an example output file in the description of each application family action. The general output format for a application family action looks like this:

```
administratorname.1 AdministratorName
applicationfamilydescription.1 ApplicationFamilyDescription
applicationfamilyname.1 ApplicationFamilyName
conversationname.1 ConversationName
servername.1 ServerName
sysplexname.1 SysplexName
status 0|4
message.1 OK|ErrorMessage
count NumberOfListedApplicationFamilies
```


Action “importapplicationfamily”

This action causes the named application family to be imported.

Syntax

```
rc = CB390CFG (" -action- 'importapplicationfamily'
               -xmlinput- 'defaultxmlfilename'
               [-input- 'inputfilename' ]
               -output- 'outputfilename' ")
```

Syntax details

rc The return code (rc) is "0" if no errors were detected. If rc is "4", an error has occurred while processing the action.

defaultxmlfilename

This is the default XML file. The file has to contain a document type definition (DTD) and all of the required parameters. Only the optional attributes can be left out. The default XML file for importapplicationfamily "inputimportapplicationfamily.xml" is listed in section "inputimportapplicationfamily.xml" on page 249. This file is present in the "/usr/lpp/CB390/samples/smapi" directory.

If the environment variable DEFAULT_CLIENT_XML_PATH locates to this directory, you only need to type the filename

"inputimportapplicationfamily.xml". Otherwise, specify the complete location to the default XML file by setting this parameter to

"/usr/lpp/CB390/samples/smapi/inputimportapplicationfamily.xml". If you want to use your own default XML file, you must specify the complete directory of the file or you **must** set the DEFAULT_CLIENT_XML_PATH to this directory.

inputfilename

This parameter is optional. It specifies a file that contains only name value pairs. Using XMLGEN (Chapter 6, "XMLGEN," on page 207), you can set the values of the default XML file to these new specified values. An example below show how this works. If it is not present, the default xmlinput file **must** contain all of the required parameters.

outputfilename

This parameter specifies the name of the output file. It will be written into the "/tmp" directory.

Values of default XML file

The table below includes all of the attributes that are known for this application family action. The required ones must be defined in the default XML file or can be defined by the XMLGEN (Chapter 6, "XMLGEN," on page 207), script. The default XML file is listed in section "inputimportapplicationfamily.xml" on page 249.

Parameter name	Values	Required
conversationname	Name of the conversation	x
servername	Name of the server	x
applicationfamilyname	Name of the application family	
ddlfilename	Name of the dll file dataset	x

Parameter name	Values	Required
outputfilename	Name of the output dataset	x

Note: The parameter `applicationfamilyname` is optional. The actual name of the family being imported is taken from the `ddlfilename`. The parameter was kept in order to avoid breaking any existing scripts. If an application family name is specified, the API will attempt to list that family after importing from `ddlfilename`. The supplied family name may be the name of the family imported with `ddlfilename` or some other application family already defined for the server. In any case, the return code reflects the result of the import operation only.

Example script

Here is an example script:

```

/* REXX function */
call syscalls 'ON'
signal on error

name. = 0
name.1 = "conversationname"
name.2 = "servername"
name.3 = "applicationfamilyname"
name.4 = "ddlfilename"
name.5 = "outputfilename"

val. = 0
val.1 = "API Functiontest"
val.2 = "APIFCT"
val.3 = "API_Functiontest_Application"
val.4 = "BOSSMN3.DDL(DEMO)"
val.5 = "BOSSMN3.GUIOUT.ERRLOG"

rc = 4
i = 1

do while(name.i <> '0')
  rc = XMLGEN("tempin" name.i val.i)
  if (rc == 4) then do
    say "FCT Test #27 failed while XMLGEN"
    exit
  end
  i = i+1
end;

rc = CB390CFG("-action 'importApplicationfamily'
             -xmlinput 'inputimportApplicationfamily.xml'
             -input 'tempin' -output 'FCT27'")
if (rc == 4) then do
  say "FCT Test #27 failed"
  exit
end
exit

error:
say "Error in FCT Test #27" rc "at line" sigl
say sourceline(sigl)
exit

```

Example output file

The output file may look like this:

```

administratorname.1 CBADMIN
applicationfamilydescription.1
applicationfamilyname.1 Scripting
conversationname.1 API Functiontest
servername.1 APIFCT
sysplexname.1 PLEX1
status 0
message.1 OK
count 1

```

Action “removeapplicationfamily”

This action causes the named application family to be deleted. This is a logical deletion. The deletion does not occur until the conversation with which this change is associated is committed.

Syntax

```

▶▶ rc = CB390CFG—(“— -action—'removeapplicationfamily' —————▶
▶ -xmlinput—'defaultxmlfilename' —————▶
└── -input—'inputfilename' ───┘
▶ -output—'outputfilename' —”)—————▶▶

```

Syntax details

rc The return code (rc) is "0" if no errors were detected. If rc is "4", an error has occurred while processing the action.

defaultxmlfilename

This is the default XML file. The file has to contain a document type definition (DTD) and all of the required parameters. Only the optional attributes can be left out. The default XML file for removeapplicationfamily "inputremoveapplicationfamily.xml" is listed in section "inputremoveapplicationfamily.xml" on page 250. This file is present in the "/usr/lpp/CB390/samples/smapi" directory.

If the environment variable DEFAULT_CLIENT_XML_PATH locates to this directory, you only need to type the filename "inputremoveapplicationfamily.xml". Otherwise, specify the complete location to the default XML file by setting this parameter to "/usr/lpp/CB390/samples/smapi/inputremoveapplicationfamily.xml". If you want to use your own default XML file, you must specify the complete directory of the file or you **must** set the DEFAULT_CLIENT_XML_PATH to this directory.

inputfilename

This parameter is optional. It specifies a file that contains only name value pairs. Using XMLGEN (Chapter 6, "XMLGEN," on page 207), you can set the values of the default XML file to these new specified values. An example below show how this works. If it is not present, the default xmlinput file **must** contain all of the required parameters.

outputfilename

This parameter specifies the name of the output file. It will be written into the "/tmp" directory.

Values of default XML file

The table below includes all of the attributes that are known for this application family action. The required ones must be defined in the default

XML file or can be defined by the XMLGEN (Chapter 6, "XMLGEN," on page 207), script. The default XML file is listed in section "inputremoveapplicationfamily.xml" on page 250.

Parameter name	Values	Required
conversationname	Name of the conversation	x
servername	Name of the server	
applicationfamilyname	Name of the application family	

Example script

Here is an example script:

```

/* REXX function */
call syscalls 'ON'
signal on error

name. = 0
name.1 = "conversationname"
name.2 = "servername"
name.3 = "applicationfamilyname"

val. = 0
val.1 = "API Functiontest"
val.2 = "APIFCT"
val.3 = "API_Functiontest_Application"

rc = 4
i = 1

do while(name.i <> '0')
  rc = XMLGEN("tempin" name.i val.i)
  if (rc == 4) then do
    say "FCT Test #29 failed while XMLGEN"
    exit
  end
  i = i+1
end;

rc = CB390CFG("-action 'removeApplicationfamily'
             -xmlinput 'inputremoveApplicationfamily.xml'
             -input 'tempin' -output 'FCT29'")

if (rc == 4) then do
  say "FCT Test #29 failed"
  exit
end
exit

error:
say "Error in FCT Test #29" rc "at line" sigl
say sourceline(sigl)
exit

```

Example output file

The output file may look like this:

```

administratorname.1 CBADMIN
applicationfamilydescription.1
applicationfamilyname.1 Scripting
conversationname.1 API Functiontest
servername.1 APIFCT
sysplexname.1 PLEX1
status 0
message.1 OK
count 1

```

Action “listapplicationfamily”

This action causes the named application family to be listed. If the family application name equals “*”, then all application families will be listed.

Syntax

```
rc = CB390CFG (“ -action—’listapplicationfamily’
-xmlinput—’defaultxmlfilename’
-input—’inputfilename’
-output—’outputfilename’ ”)
```

Syntax details

rc The return code (rc) is “0” if no errors were detected. If rc is “4”, an error has occurred while processing the action.

defaultxmlfilename

This is the default XML file. The file has to contain a document type definition (DTD) and all of the required parameters. Only the optional attributes can be left out. The default XML file for listapplicationfamily “inputlistapplicationfamily.xml” is listed in section “inputlistapplicationfamily.xml” on page 250. This file is present in the /usr/lpp/CB390/samples/smapi” directory.

If the environment variable DEFAULT_CLIENT_XML_PATH locates to this directory, you only need to type the filename “inputlistapplicationfamily.xml”. Otherwise, specify the complete location to the default XML file by setting this parameter to “/usr/lpp/CB390/samples/smapi/inputlistapplicationfamily.xml”. If you want to use your own default XML file, you must specify either the complete directory of the file or set the DEFAULT_CLIENT_XML_PATH to this directory.

inputfilename

This parameter is optional. It specifies a file that contains only name value pairs. Using XMLGEN (Chapter 6, “XMLGEN,” on page 207), you can set the values of the default XML file to these new specified values. An example below show how this works. If it is not present, the default xmlinput file **must** contain all of the required parameters.

outputfilename

This parameter specifies the name of the output file. It will be written into the “/tmp” directory.

Values of default XML file

The table below includes all of the attributes that are known for this application family action. The required ones must be defined in the default XML file or can be defined by the XMLGEN (Chapter 6, “XMLGEN,” on page 207), script. The default XML file is listed in section “inputlistapplicationfamily.xml” on page 250.

Parameter name	Values	Required
conversationname	Name of the conversation	x
servername	Name of the server	x

Parameter name	Values	Required
applicationfamilyname	Name of the application family: "*" to list all application families in the specified server	x

Example script

Here is an example script:

```

/* REXX function */
call syscalls 'ON'
signal on error

name. = 0
name.1 = "conversationname"
name.2 = "servername"
name.3 = "applicationfamilyname"

val. = 0
val.1 = "API Functiontest"
val.2 = "APIFCT"
val.3 = "API_Functiontest_Application"

rc = 4
i = 1

do while(name.i <> '0')
  rc = XMLGEN("tempin" name.i val.i)
  if (rc == 4) then do
    say "FCT Test #28 failed while XMLGEN"
    exit
  end
  i = i+1
end;

rc = CB390CFG("-action 'listApplicationfamily'
              -xmlinput 'inputlistApplicationfamily.xml'
              -input 'tempin' -output 'FCT28'")
if (rc == 4) then do
  say "FCT Test #28 failed"
  exit
end
exit

error:
say "Error in FCT Test #28" rc "at line" sigl
say sourceline(sigl)
exit

```

Example output file

The output file may look like this:

```

administratorname.1 CBADMIN
applicationfamilydescription.1
applicationfamilyname.1 Scripting
conversationname.1 API Functiontest
servername.1 APIFCT
sysplexname.1 PLEX1
status 0
message.1 OK
count 1

```

J2EE Resources

These functions manipulate J2EE resources.

Syntax

```
rc = CB390CFG (" -action- 'create- j2eeresource- '
              -delete-
              -change-
              -list-
              -xmlinput- 'defaultxmlfilename'
              -input- 'inputfilename'
              -output- 'outputfilename' -")
```

Syntax details

rc The return code (rc) is "0" if no errors were detected. If the return code (rc) is "4", an error has occurred while processing the action.

action

createj2eeresource

Causes a new J2EE resource to be created.

deletej2eeresource

Causes the J2EE resource to be deleted.

changej2eeresource

Causes the J2EE resource to be changed.

listj2eeresource

Causes the J2EE resource to be listed.

-xmlinput

This is the default XML file. In this file all required parameters for the action which should be performed **must** be specified. This file is an XML file with a document type definition (DTD) that only specifies the structure of the document. The user can specify default values for each parameter, but these parameters can be overridden by the REXX script via the input parameter. All default XML files are listed in Chapter 10, "Default XML files," on page 215. The parameters in these files are set to the default values of the SM Administration EUI.

The default XML file **must** be present in the path that is specified by the environment variable `DEFAULT_CLIENT_XML_PATH`, or the user must specify its path.

Example: `-xmlinput 'inputcreatej2eeresource.xml'` specifies the default input XML file in the `DEFAULT_CLIENT_XML_PATH`. But `-xmlinput './inputcreatej2eeresource.xml'` specifies the file in the current directory.

The user can modify the default path for the default XML files by setting the environment variable `DEFAULT_CLIENT_XML_PATH` to another existing path. Make sure that the path exists and that the default XML file that will be used is in this directory.

-input

This is an optional parameter for the CB390CFG API. It specifies the input file that contains the name value pairs that should override the parameters of the default XML file. To generate an XML file using

REXX variables, use a tool called XMLGEN. This tool is described in Chapter 6, "XMLGEN," on page 207.

Important: The input file will be deleted after the parameters are merged with the default XML file.

-output

The output file contains further information. There is an example output file in the description of each J2EE server action. The general output format for a J2EE server action looks like this:

```

administratorname.1 AdministratorName
conversationname.1 ConversationName
j2eeresourcedescription.1 J2EE resource description
j2eeresourcenamename.1 J2EE resource name
j2eeresourcetype.1 J2EE resource type
sysplexname.1 SysplexName
status 0|4
message.1 OK|ErrorMessage
count Number of listed J2EE resources

```

Action "createj2eeresource"

This action causes a new J2EE resource to be created.

Syntax

```

rc = CB390CFG (" -action 'createj2eeresource'
               -xmlinput 'defaultxmlfilename'
               [-input 'inputfilename']
               -output 'outputfilename' ")

```

Syntax details

rc The return code (rc) is "0" if no errors were detected. If rc is "4", an error has occurred while processing the action.

defaultxmlfilename

This is the default XML file. The file has to contain a document type definition (DTD) and all of the required parameters. Only the optional attributes can be left out. The default XML file for createj2eeresource "inputcreatej2eeresource.xml" is listed in section "inputcreatej2eeresource.xml" on page 251. This file is present in the /usr/lpp/WebSphere/samples/smapi directory.

If the environment variable DEFAULT_CLIENT_XML_PATH locates to this directory, you only need to type the filename "inputcreatej2eeresource.xml". Otherwise, specify the complete location to the default XML file by setting this parameter to "/usr/lpp/WebSphere/samples/smapi/inputcreatej2eeresource.xml". If you want to use your own default XML file, you must specify either the complete directory of the file or set the DEFAULT_CLIENT_XML_PATH to this directory.

inputfilename

This parameter is optional. It specifies a file that contains only name value pairs. Using XMLGEN (Chapter 6, "XMLGEN," on page 207), you can set the values of the default XML file to these new specified values. An example below show how this works. If it is not present, the default xmlinput file **must** contain all of the required parameters.

outputfilename

This parameter specifies the name of the output file. It will be written into the /tmp directory.

Values of default XML file

The table below includes all of the attributes that are known for this server action. The *required* ones must be defined in the default XML file or can be defined by the XMLGEN (Chapter 6, "XMLGEN," on page 207), script. The default XML file is listed in section "inputcreatej2eeresource.xml" on page 251..

Parameter name	Values	Required
conversationname	Name of the conversation	x
j2eeresourcenname	name of J2EE resource to be created	x
j2eeresourcedescription	description of J2EE resource to be created	
j2eeresourcetype	type of J2EE resource	

Example script

Here is an example script:

```
/* REXX function */
call syscalls 'ON'
signal on error

name. = 0
name.1 = "conversationname"
name.2 = "j2eeresourcenname"
name.3 = "j2eeresourcedescription"
name.4 = "j2eeresourcetype"

val. = 0
val.1 = "API Functiontest"
val.2 = "db2resA"
val.3 = "my DB/2 resource"
val.4 = "DB2datasource"

rc = 4
i = 1

do while (name.i <> '0')
  rc = XMLGEN("tempin" name.i val.i)
  if (rc == 4) then do
    say "create J2EE resource failed during XMLGEN"
    exit
  end
  i = i+1
end;

rc = CB390CFG("-action 'createj2eeresource' -xmlinput
             'inputcreatej2eeresource.xml' -input 'tempin' -output
             'test.create.resource'")
if (rc == 4) then do
  say "create J2EE resource failed"
  exit
end
exit

error:
say "script error at line" sigl
say sourceline(sigl)
exit
```

Example output file

The output file may look like this:

```
administratorname.1 CBADMIN
conversationname.1 API Functiontest
j2eeresourcedescription.1 my DB/2 resource
j2eeresourcenamename.1 db2resA
j2eeresourcetype.1 DB2datasource
sysplexname.1 PLEX1
status 0
message.1 OK
count 1
```

Action “deletej2eeresource”

This action causes a J2EE resource to be deleted. This is a logical deletion. The deletion does not actually occur until the conversation with which this change is associated is committed.

Syntax

```
rc = CB390CFG—" — -action—'deletej2eeresource' —————>
-xmlinput—'defaultxmlfilename' —————>
      | -input—'inputfilename' |
- output—'outputfilename' —")—————>>
```

Syntax details

rc The return code (rc) is "0" if no errors were detected. If rc is "4", an error has occurred while processing the action.

defaultxmlfilename

This is the default XML file. The file has to contain a document type definition (DTD) and all of the required parameters. Only the optional attributes can be left out. The default XML file for deletej2eeresource "inputdeletej2eeresource.xml" is listed in section "inputdeletej2eeresource.xml" on page 252. This file is present in the /usr/lpp/WebSphere/samples/smapi directory.

If the environment variable DEFAULT_CLIENT_XML_PATH locates to this directory, you only need to type the filename "inputdeletej2eeresource.xml". Otherwise, specify the complete location to the default XML file by setting this parameter to "/usr/lpp/WebSphere/samples/smapi/inputdeletej2eeresource.xml". If you want to use your own default XML file, you must specify either the complete directory of the file or set the DEFAULT_CLIENT_XML_PATH to this directory.

inputfilename

This parameter is optional. It specifies a file that contains only name value pairs. Using XMLGEN (Chapter 6, "XMLGEN," on page 207), you can set the values of the default XML file to these new specified values. An example below show how this works. If it is not present, the default xmlinput file **must** contain all of the required parameters.

outputfilename

This parameter specifies the name of the output file. It will be written into the /tmp directory.

Values of default XML file

The table below includes all of the attributes that are known for this server action. The *required* ones must be defined in the default XML file or can be defined by the XMLGEN (Chapter 6, "XMLGEN," on page 207), script. The default XML file is listed in section "inputdeletej2eeresource.xml" on page 252..

Parameter name	Values	Required
conversationname	Name of the conversation	x
j2eeresourcenname	name of J2EE resource to be deleted	x

Example script

Here is an example script:

```
/* REXX function */
call syscalls 'ON'
signal on error

name. = 0
name.1 = "conversationname"
name.2 = "j2eeresourcenname"

val. = 0
val.1 = "API Functiontest"
val.2 = "db2resA"

rc = 4
i = 1

do while (name.i <> '0')
  rc = XMLGEN("tempin" name.i val.i)
  if (rc == 4) then do
    say "delete J2EE resource failed during XMLGEN"
    exit
  end
  i = i+1
end;

rc = CB390CFG("-action 'deletej2eeresource' -xmlinput
             'inputdeletej2eeresource.xml' -input 'tempin' -output
             'test.delete.resource'")
if (rc == 4) then do
  say "delete J2EE resource failed"
  exit
end
exit

error:
say "script error at line" sigl
say sourceline(sigl)
exit
```

Example output file

The output file may look like this:

```
administratorname.1 CBADMIN
conversationname.1 API Functiontest
j2eeresourcedescription.1 my DB/2 resource
j2eeresourcenname.1 db2resA
j2eeresourcetype.1 DB2datasource
sysplexname.1 PLEX1
status 0
message.1 OK
count 1
```

Action “changej2eeresource”

This action causes attributes of the named J2EE resource to be changed.

Syntax

```
rc = CB390CFG (" -action 'changej2eeresource'
               -xmlinput 'defaultxmlfilename'
               [-input 'inputfilename']
               -output 'outputfilename' ")
```

Syntax details

rc The return code (rc) is "0" if no errors were detected. If rc is "4", an error has occurred while processing the action.

defaultxmlfilename

This is the default XML file. The file has to contain a document type definition (DTD) and all of the required parameters. Only the optional attributes can be left out. The default XML file for changej2eeresource "inputchangej2eeresource.xml" is listed in section "inputchangej2eeresource.xml" on page 253. This file is present in the /usr/lpp/WebSphere/samples/smapi directory.

If the environment variable DEFAULT_CLIENT_XML_PATH locates to this directory, you only need to type the filename "inputchangej2eeresource.xml". Otherwise, specify the complete location to the default XML file by setting this parameter to "/usr/lpp/WebSphere/samples/smapi/inputchangej2eeresource.xml". If you want to use your own default XML file, you must specify either the complete directory of the file or set the DEFAULT_CLIENT_XML_PATH to this directory.

inputfilename

This parameter is optional. It specifies a file that contains only name value pairs. Using XMLGEN (Chapter 6, "XMLGEN," on page 207), you can set the values of the default XML file to these new specified values. An example below show how this works. If it is not present, the default xmlinput file **must** contain all of the required parameters.

outputfilename

This parameter specifies the name of the output file. It will be written into the /tmp directory.

Values of default XML file

The table below includes all of the attributes that are known for this server action. The *required* ones must be defined in the default XML file or can be defined by the XMLGEN (Chapter 6, "XMLGEN," on page 207), script. The default XML file is listed in section "inputchangej2eeresource.xml" on page 253..

Parameter name	Values	Required
conversationname	Name of the conversation	x
j2eeresourcenname	name of J2EE resource to be modified	x
j2eeresourcedescription	description of J2EE resource to be modified	

Example script

Here is an example script:

```
/* REXX function */
call syscalls 'ON'
signal on error

name. = 0
name.1 = "conversationname"
name.2 = "j2eeresourcenname"
name.3 = "j2eeresourcedescription"

val. = 0
val.1 = "API Functiontest"
val.2 = "db2resA"
val.3 = "my DB/2 resource (modified description)"

rc = 4
i = 1

do while (name.i <> '0')
  rc = XMLGEN("tempin" name.i val.i)
  if (rc == 4) then do
    say "change J2EE resource failed during XMLGEN"
    exit
  end
  i = i+1
end;

rc = CB390CFG("-action 'changej2eeresource' -xmlinput
  'inputchangej2eeresource.xml' -input 'tempin' -output
  'test.change.resource'")
if (rc == 4) then do
  say "change J2EE resource failed"
  exit
end
exit

error:
say "script error at line" sigl
say sourceline(sigl)
exit
```

Example output file

The output file may look like this:

```
administratorname.1 CBADMIN
conversationname.1 API Functiontest
j2eeresourcedescription.1 my DB/2 resource (modified description)
j2eeresourcenname.1 db2resA
j2eeresourcetype.1 DB2datasource
sysplexname.1 PLEX1
status 0
message.1 OK
count 1
```

Action “listj2eeresource”

This action causes the named J2EE resource to be listed.

Syntax

```
►► rc = CB390CFG—(“— -action—'listj2eeresource' —————►
```



```

name.2 = "j2eeresourcenam"

val. = 0
val.1 = "API Functiontest"
val.2 = "db2resA"

rc = 4
i = 1

do while (name.i <> '0')
  rc = XMLGEN("tempin" name.i val.i)
  if (rc == 4) then do
    say "list J2EE resource failed during XMLGEN"
    exit
  end
  i = i+1
end;

rc = CB390CFG("-action 'listj2eeresource'
  -xmlinput 'inputlistj2eeresource.xml'
  -input 'tempin' -output 'test.list.resource'")
if (rc == 4) then do
  say "list J2EE resource failed"
  exit
end
exit

error:
say "script error at line" sigl
say sourceline(sigl)
exit

```

Example output file

The output file may look like this:

```

administratorname.1 CBADMIN
conversationname.1 API Functiontest
j2eeresourcedescription.1 my DB/2 resource (modified description)
j2eeresourcenam.1 db2resA
j2eeresourcetype.1 DB2datasource
sysplexname.1 PLEX1
status 0
message.1 OK
count 1

```

J2EE Resource Instances

These functions manipulate J2EE resource instances.

Syntax

```

▶▶ rc = CB390CFG—" -action—' —————▶
                                     |create-|
                                     |delete-|
                                     |change-|
                                     |list-  |
▶—j2eeresourceinstance—' — -xmlinput—'defaultxmlfilename' —————▶
▶ —————▶ -output—'outputfilename' —") —————▶
  | -input—'inputfilename' |

```

Syntax details

rc The return code (rc) is "0" if no errors were detected. If the return code (rc) is "4", an error has occurred while processing the action.

action

createj2eeresourceinstance

Causes a new J2EE resource instance to be created.

deletej2eeresourceinstance

Causes the J2EE resource instance to be deleted.

changej2eeresourceinstance

Causes the J2EE resource instance to be changed.

listj2eeresourceinstance

Causes the J2EE resource instance to be listed.

-xmlinput

This is the default XML file. In this file all required parameters for the action which should be performed **must** be specified. This file is an XML file with a document type definition (DTD) that only specifies the structure of the document. The user can specify default values for each parameter, but these parameters can be overridden by the REXX script via the input parameter. All default XML files are listed in Chapter 10, "Default XML files," on page 215. The parameters in these files are set to the default values of the SM Administration EUI.

The default XML file **must** be present in the path that is specified by the environment variable `DEFAULT_CLIENT_XML_PATH`, or the user must specify its path.

Example: `-xmlinput 'inputcreateJ2EEresourceinstance.xml'` specifies the default input XML file in the `DEFAULT_CLIENT_XML_PATH`. But `-xmlinput './inputcreateJ2EEresourceinstance.xml'` specifies the file in the current directory.

The user can modify the default path for the default XML files by setting the environment variable `DEFAULT_CLIENT_XML_PATH` to another existing path. Make sure that the path exists and that the default XML file that will be used is in this directory.

-input

This is an optional parameter for the CB390CFG API. It specifies the input file that contains the name value pairs that should override the parameters of the default XML file. To generate an XML file using REXX variables, use a tool called XMLGEN. This tool is described in Chapter 6, "XMLGEN," on page 207.

Important: The input file will be deleted after the parameters are merged with the default XML file.

-output

The output file contains further information. There is an example output file in the description of each J2EE resource instance action. The general output format for a J2EE resource instance action looks like this:

```
administratorname.1 AdministratorName
connector_class_name.1 Connector class name
connector_interface_class_name.1 Connector interface class name
conversationname.1 ConversationName
factory_class_name.1 Factory class name
j2eeresourceattributes.1 Resource attributes
j2eeresourceinstancedescription.1 J2EE resource instance description
j2eeresourceinstancename.1 J2EE resource instance name
j2eeresourcenname.1 J2EE resource name
sysplexname.1 SysplexName
```


systemname.1	SystemName
status	0 4
message.1	OK ErrorMessage
count	Number of listed J2EE resources

Action “createj2eeresourceinstance”

This action causes a new J2EE resource instance to be created.

Syntax

```
rc = CB390CFG (" -action- 'createj2eeresourceinstance'
               -xmlinput- 'defaultxmlfilename'
               [-input- 'inputfilename' ]
               -output- 'outputfilename' -")
```

Syntax details

rc The return code (rc) is "0" if no errors were detected. If rc is "4", an error has occurred while processing the action.

defaultxmlfilename

This is the default XML file. The file has to contain a document type definition (DTD) and all of the required parameters. Only the optional attributes can be left out. The default XML file for createj2eeresourceinstance "inputcreatej2eeresourceinstance.xml" is listed in section "inputcreatej2eeresourceinstance.xml" on page 254. This file is present in the /usr/lpp/WebSphere/samples/smapi directory.

If the environment variable DEFAULT_CLIENT_XML_PATH locates to this directory, you only need to type the filename "inputcreatej2eeresourceinstance.xml". Otherwise, specify the complete location to the default XML file by setting this parameter to "/usr/lpp/WebSphere/samples/smapi/inputcreatej2eeresourceinstance.xml". If you want to use your own default XML file, you must specify either the complete directory of the file or set the DEFAULT_CLIENT_XML_PATH to this directory.

inputfilename

This parameter is optional. It specifies a file that contains only name value pairs. Using XMLGEN (Chapter 6, "XMLGEN," on page 207), you can set the values of the default XML file to these new specified values. An example below show how this works. If it is not present, the default xmlinput file **must** contain all of the required parameters.

outputfilename

This parameter specifies the name of the output file. It will be written into the /tmp directory.

Values of default XML file

The table below includes all of the attributes that are known for this J2EE resource action. The *required* ones must be defined in the default XML file or can be defined by the XMLGEN (Chapter 6, "XMLGEN," on page 207), script. The default XML file is listed in section "inputcreatej2eeresourceinstance.xml" on page 254.

Parameter name	Values	Required
conversationname	Name of the conversation	x
j2eeresourcenname	name of parent J2EE resource	x
j2eeresourceinstancename	name of J2EE resource instance to be created	x
j2eeresourceinstancedescription	description of J2EE resource instance to be created	
systemname	name of the system to associate with the new J2EE resource instance	
j2eeresourceattributes	attributes of the new J2EE resource instance (see below)	

You use the parameter `j2eeresourceattributes` to specify those attributes of a J2EE resource instance that are specific to your chosen resource type. These attributes are defined in the template XML for the resource type.

For example, the template XML for resource type `DB2datasource` (in `DB2datasource.xml`) defines the attribute `db2PlanName` (`<resource_attribute id="db2PlanName">`). It also specifies the resource attribute type (i.e., the set of allowed values for this attribute) and (in some cases) a default value.

Using this information from the template XML, you can use the `j2eeresourceattributes` parameter to provide default values for the resource type-specific attributes. Here is an example for a default XML that defines defaults for the (DB2datasource specific) attributes `LogWriterRecording` and `databaseName`:

```
<!DOCTYPE inputcreatej2eeresourceinstance [
<!ELEMENT j2eeresourceattributes EMPTY>
<!ATTLIST j2eeresourceattributes
  name CDATA #REQUIRED
  value CDATA #REQUIRED
>
<!ELEMENT inputcreatej2eeresourceinstance (j2eeresourceattributes*)>
<!ATTLIST inputcreatej2eeresourceinstance
  conversationname CDATA #REQUIRED
  j2eeresourcenname CDATA #REQUIRED
  j2eeresourceinstancename CDATA #REQUIRED
  j2eeresourceinstancedescription CDATA #IMPLIED
  systemname CDATA #REQUIRED
>
]>

<!--begin of default values-->
<inputcreatej2eeresourceinstance
  conversationname = ''
  j2eeresourcenname = ''
  j2eeresourceinstancename = ''
  j2eeresourceinstancedescription = ''
  systemname = ''
>
  <j2eeresourceattributes
    name='LogWriterRecording'
    value='disable'
  />
</j2eeresourceattributes
```

```

        name='databaseName'
        value='DBA'
    />
</inputcreatej2eeresourceinstance>

```

As shown by the above example, you can use the `j2eeresourceattributes` parameter more than once in your default XML, so you can define as many default values as you like. However, be aware that the attribute names are always checked against the template XML during creation of the resource instance: by defining resource type-specific attributes in the default XML you restrict usage of this default XML to resource instances of that particular resource type.

The default XML supplied by IBM (in `/usr/lpp/WebSphere/samples/smapi/inputcreatej2eeresourceinstance.xml`) does not define any `j2eeresourceattributes` parameters, so it can be used to create instances of any resource type. It is usually more convenient to specify resource type-specific attributes in the script: see below for an example.

Example script

Here is an example script:

```

/* REXX function */
call syscalls 'ON'
signal on error

name. = 0
name.1 = "conversationname"
name.2 = "j2eeresourcenname"
name.3 = "j2eeresourceinstancename"
name.4 = "j2eeresourceinstancedescription"
name.5 = "systemname"
name.6 = "j2eeresourceattributes"
name.7 = "j2eeresourceattributes"

val. = 0
val.1 = "API Functiontest"
val.2 = "db2resA"
val.3 = "db2resA_instance"
val.4 = "my instance of db2resA"
val.5 = "SY1"
val.6 = "databaseName='DBA'"
val.7 = "db2PlanName='DSNXYZ' loginTimeout='711'"

rc = 4
i = 1

do while (name.i <> '0')
    rc = XMLGEN("tempin" name.i val.i)
    if (rc == 4) then do
        say "create J2EE resource instance failed during XMLGEN"
        exit
    end
    i = i+1
end

rc = CB390CFG("-action 'createj2eeresourceinstance'
             -xmlinput 'inputcreatej2eeresourceinstance.xml'
             -input 'tempin' -output 'test.create.resinst'")
if (rc == 4) then do
    say "create J2EE resource instance failed"
    exit
end
exit

```

```
error:
say "script error at line" sigl
say sourceline(sigl)
exit
```

Note: Note how resource attributes are defined in the example above:

- name.6 / val.6 defines a single attribute
- name.7 / val.7 defines two attributes in one string

The format of an attribute definition string is:

```
name='value' [name='value' ...]
```

where name is the name of the resource attribute as defined by the id tag in the template XML. The specified value must conform to the attribute's type.

Example output file

The output file may look like this:

```
administratorname.1 CBADMIN
connector_class_name.1 com.ibm.db2.jcc.DB2DataSource
connector_interface_class_name.1 javax.sql.DataSource
conversationname.1 API Functiontest
factory_class_name.1 com.ibm.ws390.container.resref.DB2JDBCResourceFactory
j2eeresourceattributes.1 LogWriterRecording = 'disable' databaseName = 'DBA'
                        db2PlanName = 'DSNXYZ' loginTimeout = 711
j2eeresourceinstancedescription.1 my instance of db2resA
j2eeresourceinstancename.1 db2resA_instance
j2eeresourcenname.1 db2resA
sysplexname.1 PLEX1
systemname.1 SY1
status 0
message.1 OK
count 1
```

Action “deletej2eeresourceinstance”

This action deletes a J2EE resource instance. This is a logical deletion. The physical deletion does not occur before the conversation associated with this change is committed.

Syntax

```
►► rc = CB390CFG—" — -action—'deletej2eeresourceinstance' —————►
► -xmlinput—'defaultxmlfilename' —————►
   └── -input—'inputfilename' ───┘
► -output—'outputfilename' —" —————►
```

Syntax details

rc The return code (rc) is "0" if no errors were detected. If rc is "4", an error has occurred while processing the action.

defaultxmlfilename

This is the default XML file. The file has to contain a document type definition (DTD) and all of the required parameters. Only the optional attributes can be left out. The default XML file for deletej2eeresourceinstance "inputdeletej2eeresourceinstance.xml" is

listed in section "inputdeletej2eeresourceinstance.xml" on page 255. This file is present in the /usr/lpp/WebSphere/samples/smapi directory.

If the environment variable DEFAULT_CLIENT_XML_PATH locates to this directory, you only need to type the filename "inputdeletej2eeresourceinstance.xml". Otherwise, specify the complete location to the default XML file by setting this parameter to "/usr/lpp/WebSphere/samples/smapi/inputdeletej2eeresourceinstance.xml". If you want to use your own default XML file, you must specify either the complete directory of the file or set the DEFAULT_CLIENT_XML_PATH to this directory.

inputfilename

This parameter is optional. It specifies a file that contains only name value pairs. Using XMLGEN (Chapter 6, "XMLGEN," on page 207), you can set the values of the default XML file to these new specified values. An example below show how this works. If it is not present, the default xmlinput file **must** contain all of the required parameters.

outputfilename

This parameter specifies the name of the output file. It will be written into the /tmp directory.

Values of default XML file

The table below includes all of the attributes that are known for this J2EE resource action. The *required* ones must be defined in the default XML file or can be defined by the XMLGEN (Chapter 6, "XMLGEN," on page 207), script. The default XML file is listed in section "inputdeletej2eeresourceinstance.xml" on page 255.

Parameter name	Values	Required
conversationname	Name of the conversation	x
j2eeresourcenam	name of parent J2EE resource	x
j2eeresourceinstancename	name of J2EE resource instance to be deleted	x

Example script

Here is an example script:

```

/* REXX function */
call syscalls 'ON'
signal on error

name. = 0
name.1 = "conversationname"
name.2 = "j2eeresourcenam"
name.3 = "j2eeresourceinstancename"

val. = 0
val.1 = "API Functiontest"
val.2 = "db2resA"
val.3 = "db2resA_instance"

rc = 4
i = 1

do while (name.i <> '0')
  rc = XMLGEN("tempin" name.i val.i)
  if (rc == 4) then do
    say "delete J2EE resource instance failed during XMLGEN"
  end
end

```

```

        exit
    end
    i = i+1
end;

rc = CB390CFG("-action 'deletej2eeresourceinstance'
             -xmlinput 'inputdeletej2eeresourceinstance.xml'
             -input 'tempin' -output 'test.delete.resinst'")
if (rc == 4) then do
    say "delete J2EE resource instance failed"
    exit
end
exit

error:
say "script error at line" sig1
say sourceline(sig1)
exit

```

Example output file

The output file may look like this:

```

administratorname.1 CBADMIN
connector_class_name.1 com.ibm.db2.jcc.DB2DataSource
connector_interface_class_name.1 javax.sql.DataSource
conversationname.1 API Functiontest
factory_class_name.1 com.ibm.ws390.container.resref.DB2JDBCResourceFactory
j2eeresourceattributes.1 LogWriterRecording = 'disable' databaseName = 'DBA'
                        db2PlanName = 'DSNXYZ' loginTimeout = 7
j2eeresourceinstancedescription.1 my instance of db2resA (new db2PlanName)
j2eeresourceinstancename.1 db2resA_instance
j2eeresourcenname.1 db2resA
sysplexname.1 PLEX1
systemname.1 SY1
status 0
message.1 OK
count 1

```

Action “changej2eeresourceinstance”

This action causes attributes of the named J2EE resource instance to be changed.

Syntax

```

▶ rc = CB390CFG(“ -action—'changej2eeresourceinstance' —————▶
▶ -xmlinput—'defaultxmlfilename' —————▶
   └── -input—'inputfilename' ───┘
▶ -output—'outputfilename' —”)—————▶

```

Syntax details

rc The return code (rc) is "0" if no errors were detected. If rc is "4", an error has occurred while processing the action.

defaultxmlfilename

This is the default XML file. The file has to contain a document type definition (DTD) and all of the required parameters. Only the optional attributes can be left out. The default XML file for changej2eeresourceinstance "inputchangej2eeresourceinstance.xml" is listed in section "inputchangej2eeresourceinstance.xml" on page 255. This file is present in the /usr/lpp/WebSphere/samples/smapi directory.

If the environment variable `DEFAULT_CLIENT_XML_PATH` locates to this directory, you only need to type the filename `"inputchangej2eeresourceinstance.xml"`. Otherwise, specify the complete location to the default XML file by setting this parameter to `"/usr/lpp/WebSphere/samples/smapi/inputchangej2eeresourceinstance.xml"`. If you want to use your own default XML file, you must specify either the complete directory of the file or set the `DEFAULT_CLIENT_XML_PATH` to this directory.

inputfilename

This parameter is optional. It specifies a file that contains only name value pairs. Using XMLGEN (Chapter 6, "XMLGEN," on page 207), you can set the values of the default XML file to these new specified values. An example below show how this works. If it is not present, the default `xmlinput` file **must** contain all of the required parameters.

outputfilename

This parameter specifies the name of the output file. It will be written into the `/tmp` directory.

Values of default XML file

The table below includes all of the attributes that are known for this J2EE resource action. The *required* ones must be defined in the default XML file or can be defined by the XMLGEN (Chapter 6, "XMLGEN," on page 207), script. The default XML file is listed in section "inputchangej2eeresourceinstance.xml" on page 255.

Parameter name	Values	Required
conversationname	Name of the conversation	x
j2eeresourcenname	name of parent J2EE resource	x
j2eeresourceinstancename	name of J2EE resource instance to be modified	x
j2eeresourceinstancedescription	description of J2EE resource instance to be modified	
j2eeresourceattributes	attributes of the J2EE resource instance (see "Action "createj2eeresourceinstance"" on page 169 for details)	

Example script

Here is an example script:

```

/* REXX function */
call syscalls 'ON'
signal on error

name. = 0
name.1 = "conversationname"
name.2 = "j2eeresourcenname"
name.3 = "j2eeresourceinstancename"
name.4 = "j2eeresourceinstancedescription"
name.5 = "j2eeresourceattributes"

val. = 0
val.1 = "API Functiontest"
val.2 = "db2resA"
val.3 = "db2resA_instance"
val.4 = "my instance of db2resA (new db2PlanName)"
val.5 = "db2PlanName='DSNJDBC' loginTimeout='7'"

rc = 4
i = 1

```

```

do while (name.i <> '0')
  rc = XMLGEN("tempin" name.i val.i)
  if (rc == 4) then do
    say "change J2EE resource instance failed during XMLGEN"
    exit
  end
  i = i+1
end;

rc = CB390CFG("-action 'changej2eeresourceinstance'
  -xmlinput 'inputchangej2eeresourceinstance.xml'
  -input 'tempin' -output 'test.change.resinst'")
if (rc == 4) then do
  say "change J2EE resource instance failed"
  exit
end
exit

error:
say "script error at line" sigl
say sourceline(sigl)
exit

```

Example output file

The output file may look like this:

```

administratorname.1 CBADMIN
connector_class_name.1 com.ibm.db2.jcc.DB2DataSource
connector_interface_class_name.1 javax.sql.DataSource
conversationname.1 API Functiontest
factory_class_name.1 com.ibm.ws390.container.resref.DB2JDBCResourceFactory
j2eeresourceattributes.1 LogWriterRecording = 'disable' databaseName = 'DBA'
  db2PlanName = 'DSNJDBC' loginTimeout = 7
j2eeresourceinstancedescription.1 my instance of db2resA (new db2PlanName)
j2eeresourceinstancename.1 db2resA_instance
j2eeresourcenamename.1 db2resA
sysplexname.1 PLEX1
systemname.1 SY1
status 0
message.1 OK
count 1

```

Action “listj2eeresourceinstance”

This action causes the named J2EE resource instances to be listed.

Syntax

```

▶▶ rc = CB390CFG(“ — -action—'listj2eeresourceinstance' —————▶
▶ -xmlinput—'defaultxmlfilename' —————▶
  └ -input—'inputfilename' ─┘
▶ -output—'outputfilename' —”)————▶▶

```

Syntax details

rc The return code (rc) is "0" if no errors were detected. If rc is "4", an error has occurred while processing the action.

defaultxmlfilename

This is the default XML file. The file has to contain a document type definition (DTD) and all of the required parameters. Only the optional attributes can be left out. The default XML file for

listj2eeresourceinstance "inputlistj2eeresourceinstance.xml" is listed in section "inputlistj2eeresourceinstance.xml" on page 256. This file is present in the /usr/lpp/WebSphere/samples/smapi directory. If the environment variable DEFAULT_CLIENT_XML_PATH locates to this directory you only need to type the filename "inputlistj2eeresourceinstance.xml". Otherwise specify the complete location to the default XML file by setting this parameter to "/usr/lpp/WebSphere/samples/smapi/inputlistj2eeresourceinstance.xml". If you want to use your own default XML file, you must specify the complete directory of the file or you **must** set the DEFAULT_CLIENT_XML_PATH to this directory.

inputfilename

This parameter is optional. It specifies a file that contains only name value pairs. Using XMLGEN (Chapter 6, "XMLGEN," on page 207), you can set the values of the default XML file to these new specified values. An example below show how this works. If it is not present, the default xmlinput file **must** contain all of the required parameters.

outputfilename

This parameter specifies the name of the output file. It will be written into the /tmp directory.

Values of default XML file

The table below includes all of the attributes that are known for this J2EE resource action. The required ones must be defined in the default XML file or can be defined by the XMLGEN (Chapter 6, "XMLGEN," on page 207), script. The default XML file is listed in section "inputlistj2eeresourceinstance.xml" on page 256.

Parameter name	Values	Required
conversationname	Name of the conversation	x
j2eeresourcenname	name of parent J2EE resource	x
j2eeresourceinstancename	name of J2EE resource instance to be listed ("*" to list all J2EE resources)	x

Example script

Here is an example script:

```

/* REXX function */
call syscalls 'ON'
signal on error

name. = 0
name.1 = "conversationname"
name.2 = "j2eeresourcenname"
name.3 = "j2eeresourceinstancename"

val. = 0
val.1 = "API Functiontest"
val.2 = "db2resA"
val.3 = "db2resA_instance"

rc = 4
i = 1

do while (name.i <> '0')
  rc = XMLGEN("tempin" name.i val.i)
  if (rc == 4) then do
    say "list J2EE resource instance failed during XMLGEN"
  end
end

```

```

        exit
    end
    i = i+1
end;

rc = CB390CFG("-action 'listj2eeresourceinstance'
             -xmlinput 'inputlistj2eeresourceinstance.xml'
             -input 'tempin' -output 'test.list.resinst'")
if (rc == 4) then do
    say "list J2EE resource instance failed"
    exit
end
exit

error:
say "script error at line" sigl
say sourceline(sigl)
exit

```

Example output file

The output file may look like this:

```

administratorname.1 CBADMIN
connector_class_name.1 com.ibm.db2.jcc.DB2DataSource
connector_interface_class_name.1 javax.sql.DataSource
conversationname.1 API Functiontest
factory_class_name.1 com.ibm.ws390.container.resref.DB2JDBCResourceFactory
j2eeresourceattributes.1 LogWriterRecording = 'disable' databaseName = 'DBA'
                        db2PlanName = 'DSNXYZ' loginTimeout = 711
j2eeresourceinstancedescription.1 my instance of db2resA
j2eeresourceinstancename.1 db2resA_instance
j2eeresourcenname.1 db2resA
sysplexname.1 PLEX1
systemname.1 SY1
status 0
message.1 OK
count 1

```

Chapter 5. Direct Deployment Tool/390fy

Overview

Direct Deployment Tool/390fy is a command line processor that allows you to do reference and resource resolution and assign JNDI names (mapping). This functionality will allow the users who are starting to move their development environment from Visual Age Java and WebSphere Studio to a new integrated J2EE development environment tooling, WSAD (WebSphere Application Developer). This new tooling will enable a user to directly import and deploy their J2EE applications (EAR files) without requiring a trip through an application assembly tool. As WSAD starts to dominate developers' popularity in building and testing J2EE applications, the need for separate application assembly will slowly be diminishing. It is designed to close the gap between the WebSphere for Distributed and WebSphere Application Server V4.0.1 for z/OS and OS/390.

Direct Deployment Tool is also meant to provide a command line utility tool which can be used to allow advanced deployers to scriptify their deployment process without requiring a GUI based deployment tool, WebSphere for z/OS Administration application, for resolving their J2EE applications. This function will allow users to take a J2EE compliant EAR file and directly feed it into their customized scripts to resolve and deploy them onto WebSphere for z/OS and OS/390 directly. The new command line direct deployment tool, called 390fy, can be called on the input ear file to generate or replace the input ear file, and the resulting ear file can then be fed into the SM Scripting API's earfile processing call for deployment onto a selected target J2EE server.

The objective of this chapter is to describe the new command line utility for direct deployment, 390fy, and how it can be used to deploy J2EE enterprise applications (EAR) without requiring a trip through an Application Assembly tool for 390 specific assembly and deployment tasks. It also introduces options for allowing users to resolve (assign JNDI names and resolve ejb-refs and resource-refs) an ear file for direct deployment capability without requiring the use of WebSphere for z/OS Administration application's *Reference and Resource Resolution* panel to create a resolved ear file.

If you use the Administration and Operations Applications to deploy your applications, the Administration and Operations Applications automatically run the 390fy program to resolve your ear files. In this situation you have no need to run the 390fy command. However, if you deploy your applications through some other method, typically through the System Management Scripting API, you must run the 390fy command to resolve your ear files for use on z/OS and OS/390.

The same 390fy command ships with both the Administration and Operations applications and the WebSphere Application Server for z/OS and OS/390 runtime.

Note: The preferred method of deploying applications is to use WebSphere Studio Application Developer and 390fy.

Steps for installing 390fy

The 390fy command line Direct Deployment Tool scripting utility is packaged under WebSphere for z/OS Administration application (<smeui_install_root>\bin\390fy) for Windows platform usage and also packaged under WebSphere for z/OS (/usr/lpp/WebSphere/bin/390fy) for z/OS and OS/390 platform usage.

Before you begin: You need to get the 390fy file which ships in the Administration and Operations bin directory. Update your PATH environment variable on your workstation to add the directory that contains the 390fy command. This will make the 390fy command available to your command prompt environment.

Perform the following steps to install 390fy:

1. Setting up the PATH environment variable

At the command prompt issue the set command:

```
C:\> set PATH=%PATH%;"C:\Program Files\IBM\WebSphere Application Server for zOS and OS390\bin"
```

2. Starting the 390fy command

To start the 390fy command, issue 390fy at the command prompt:

```
C:\>390fy
```

Syntax usage

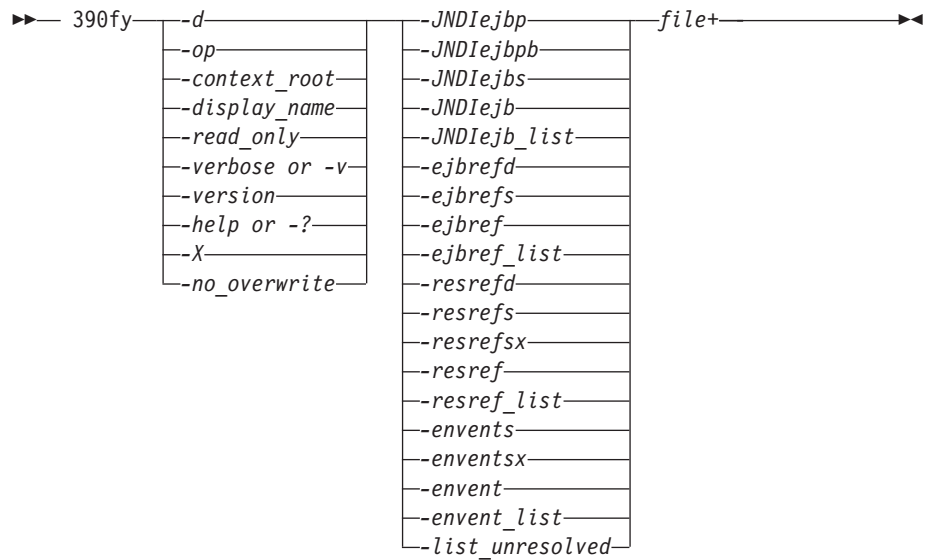
►►— 390fy—*options*—*file+*—◄◄

where *file+* represents one of the following:

- one or more ear or war files
- one or more directories. 390fy conversion applies to all ear or war files in the specified directories.

Syntax

The following options are listed as you would find them using the "-?" or "-help" options.



Syntax details

The following options are implemented in the 390fy API:

-JNDIejbp

Assigns the default JNDI path and name to each of the beans found in an input EAR file(s) by prepending input jndi-name prefix and internally computing the default JNDI path and name using each bean's application name (name of the input EAR file - '.ear'), module name (name of the EjbJarFile - '.jar'), component name *ejb-name* of the Bean) followed by the fully qualified class name of the bean's home interface (for example: *com.ibm.ejbSimpleHome*).

Note: This option simulates the WebSphere for z/OS Administration application 'Set HFS SAFE Default JNDI Path and Names for all Beans [new]' button's action given the target jndi-name prefix which corresponds to the target system and server name.

-JNDIejpb

Assigns the default JNDI path and name to each of the beans found in an input EAR file(s) by prepending input jndi-name prefix and internally computing the default JNDI path and name using each bean's application name (<display-name> of application.xml), module name (<display-name> of ejb-jar.xml), component name *ejb-name* of the Bean) followed by the fully qualified class name of the bean's home interface (for example: *com.ibm.ejbSimpleHome*).

Note: This option simulates the WebSphere for z/OS Administration application 'Set Default JNDI Path and Names for all Beans [original]' button's action given the target jndi-name prefix which corresponds to the target system and server name.

-JNDIejbs

Assigns the corresponding jndi-name to each bean, given a properties file that contains *ejb-name* to *jndi-name* mappings.

This properties file is best created using the `-JNDIejb_list` option first and then updating the file by hand or with your own script. The properties file is in the following format:

```
ejb-name=jndi-name
```

-JNDIejb

Assigns the corresponding jndi-name to the matching EJB, given a single *ejb-name* to *jndi-name* mapping, . You can use this option along with the `[-op ""]` option to continue to modify the same ear file's EJB to jndi-name mappings repeatedly until it is fully resolved.

-JNDIejb_list

Lists all ejb-references to jndi-name mappings (in properties file format) or to a display where *file-name* has to be specified as `"System.out"` instead of a name of the file.

-ejbrefd

Assigns JNDI names for each ejb-reference with a predefined JNDI name.

-ejbrefs

Assigns the corresponding jndi-name mappings to each ejb-reference, given a properties file that contains *ejb-name\$ejb-ref-name* to *jndi-name* mappings. This properties file is best created using the `-ejbref_list` option first and then updating it by hand or with your own script. The properties file is in the following format:

```
ejb-name$ejb-ref-name=jndi-name
```

Note: This technique is useful when the `-ejbrefd` option is not being used and/or the referencing EJB is not packaged within the same application ear file (such as inter-application ejb references) and therefore the target EJB's jndi-name must be specified explicitly.

-ejbref

Assigns the corresponding jndi-name to the matching ejb reference, given a single *ejb-name\$ejb-ref-name* to *jndi-name* mapping. You can use this option along with the `[-op ""]` option to continue to modify the same ear file's ejb reference to jndi-name mappings repeatedly until it is fully resolved.

-ejbref_list

Lists all ejb-references to its target EJB's jndi-name mappings to either a file (in properties file format) or to a display where *file-name* has to be specified as `"System.out"` instead of a name of the file.

-resrefd

Assigns server-resource-names for each resource-reference from a properties file. The properties file is in the following format:

```
res-type=server-res-name
```

where *res-type* is a resource type.

-resrefs

Assigns the corresponding J2EE resource name (such as *server-res-name*) to each resource-reference, given a properties

file that contains *ejb-name\$res-ref-name* to *server-res-name* mappings. The properties file is in the following format:
ejb-name\$res-ref-name=server-res-name

This properties file is best created using the *-resref_list* option first and then updating it by hand or with your own script.

Note: This technique is useful when the *-resrefd* option is not being used and/or cannot be used due to two or more resource references with the same *res-type* requiring to be resolved using different J2EE resources. Hence, the target resource-reference's server-resource-name must be specified explicitly.

-resrefsx

Assigns the corresponding J2EE Resource name [a.k.a. *server-res-name*] to each resource-ref that match the *res-ref-name* regardless of which EJB the resource reference belongs to, given a properties file that contains *<res-ref-name>* to *<server-res-name>* mappings. This properties file is best created using the *-resref_list* option first and then updating it either by hand (grouping the *res-ref-name* that will use the same *server-res-name*) OR by your own script.

Note: This technique is useful when one or more of the EJBs contain the same *res-ref-name* AND maps to the same *server-res-name*.

-resref Assigns the corresponding *server-res-name* to the matching resource reference, given a single *ejb-name\$res-ref-name* to *server-res-name* mapping. You can use this option along with the *[-op ""]* option to continue to modify the same ear file's resource reference to server resource name mappings repeatedly until it is fully resolved.

-resref_list

Lists all *ejb-name\$res-ref-name* to its target J2EE Resource name [also known as *server-res-name*] mappings to either a file (in properties file format) or to a display where *file-name* has to be specified as *"System.out"* instead of a name of the file.

-envents

Assigns the corresponding EnvEntry value to each env-entries, given a properties file that contains *<ejb-name>\$<env-entry-name>* to *<env-entry-value>* mappings. This properties file is best created using the *-envent_list* option first and having it updated.

-enventsx

Assigns the corresponding EnvEntry value to each env-entries regardless of which EJB the env-entry belongs to, given a properties file that contains *<env-entry-name>* to *<env-entry-value>* mappings. This properties file is best created using the *-resref_list* option first and then updating it either by hand (grouping the *env-entry-name* that will use the same *env-entry-value*) or with your own script.

Note: This technique is useful when one or more of the EJBs contain the same env-entry-name AND maps to the same env-entry-value.

-event

Assigns the corresponding J2EE Resource name [a.k.a. server-res-name] to each resource-ref that match the res-ref-name regardless of which EJB the resource reference belongs to, given a properties file that contains <res-ref-name> to <server-res-name> mappings. This properties file is best created using the -resref_list option first and then updating it either by hand (grouping the res-ref-name that will use the same server-res-name) OR by your own script.

Note: You need to use the escape \$ character using "\\$" when run under z/OS UNIX System Services.

-event_list

Allows users to list all env-entry to env-entry-value mappings to either a file (in properties file format) or to a display where file_name has to be specified as "System.out" instead of a name of the file.

-list_unresolved

Lists all unresolved information to the display. Nothing is displayed if the ear file is fully resolved and ready for deployment. This option generates a resolved ear file by default. Use the -read_only option to avoid generating a resolved ear file.

Note: If nothing is displayed, then this is equivalent to the Reference and Resource Resolution panel in the WebSphere for z/OS Administration application having its OK button enabled (such as; ready for deployment = ear file processing).

-d Allows the user to specify the directory where the generated resolved ear file will be stored. The default is to store the resolved output ear file in the current directory. If the specified directory is nonexistent, the new directory, including any nonexistent subdirectories, are created before the resolved ear file is generated.

-op

Specifies the output postfix string for the resolved output ear file. The default resolved ear file postfix is ['_resolved']. An empty string can be specified to generate the ear file with the same name without any postfix.

Warning: If output is placed under the same directory (default) using the empty output postfix string, it will overwrite the input ear file without warning.

-context_root

Allows the user to specify the context-root to be assigned to input war files. It assigns the input string as input war file's context-root within the containing ear file's deployment descriptor, /META-INF/application.xml.

Note: This option is required for war file processing.

-display_name

Allows the user to specify the display-name to be assigned to an auto-generated ear file when war files are being processed. Otherwise, the default display-name will be used. It assigns the input string as the input war file's display-name within the containing ear file's deployment descriptor, /META-INF/application.xml.

Note: This is optional for war file processing. The default display-name is assigned using input war file name when this option is not present.

-read_only

Executes the deployment options without generating a resolved ear file. Several resolve options '-XXX_list' run implicitly in read-only mode to suppress generating the output ear file.

-verbose or -v

Enables verbose output to the display. It shows the activity information for each step within the Direct Deployment process being applied to each input ear file.

-version

Displays the product version.

-? or -help

Displays all available options and their parameters.

-X Displays help information for non-standard options.

-no_overwrite

Do not overwrite the generated output file if a duplicate name is found.

file+

Inputs one or more ear files or war files or directories to be resolved. 390fy resolves all *.ear files found in the directory specified.

Names and locations used in our 390fy examples

Following are the names and locations used in our 390fy examples:

Table 1. Names and locations used in our 390fy examples.

System name:	PLEX1
Server name:	BBOASR4
Location of WSAD created EAR file:	PolicyIVP.ear
Location of properties file containing JNDI-name to ejb-name mappings:	jndiejb.properties
Location of properties file containing JNDI-name to ejb-ref mappings:	ejbref.properties
Location of properties file containing server-res-name to res-type mappings:	resref.properties
Location of properties file containing server-res-name to res-ref mappings:	resrefd.properties

General 390fy options

General 390fy options consist of the following:

- “Debugging and serviceability options”
- “Input and output options” on page 188
- “WebApp processing options” on page 189

Debugging and serviceability options

Following are the debugging and serviceability options along with associated examples.

-? or -help

Displays all available options and their parameters.

Example:

```
\> 390fy -?
Usage: 390fy [-options] <file+>
```

where <file+> represents ONE of the following:

- one or more ear or war files
- one or more directories. 390fy conversion applies to all ear or war files in the specified directories.

where <options> includes:

```
-d <directory>          specify where to place generated resolved ear file.
                        [Note] directory including any necessary nonexistent
                        subdirectories are created if not found.
-op <output_postfix>    postfix string for output ear file.
                        [default = "_resolved"]
-cp <user-class-path>   user specified classpath to be used within 390fy to
                        support external or utility classes during processing
-context_root <context-root> // Note: REQUIRED for War File processing
                        context-root to be assigned to input war files
-display_name <display-name> // Note: OPTIONAL for War File processing
                        display-name to be assigned to auto-generated ear
                        file when war files are being processed. Otherwise,
                        default display-name will be used.
-read_only              do NOT generate the output resolved ear file

-verbose               writes activity information to the display
-v                     same as -verbose option above

-version               print product version and exit
-? -help               print this help message
-X                     print help on non-standard options
-no_overwrite          do not overwrite existing file during write
```

[Deployment Options : also handled via SM EUI resource resolution panel]

```
-list_unresolved       lists all unresolved information to the display
                        none if it is ready for deployment
```

-JNDIejb* assignment of JNDI names for deployment on EJBs

```
-JNDIejbp <jndi-name prefix> // original 390fy default
-JNDIejbpb <jndi-name prefix> // backward compatible SM/EUI default
                        default target "/<system-name>/<server-name>" prefix
                        e.g. "/PLEX1/BBOASR1"
-JNDIejbp : // original 390fy default
            "/<earfile[.ear]>/<ejbjarfile[.jar]>/..."
-JNDIejbpb : // backward compatible SM/EUI default
            "/<appl-display-name>/<ejbjarfile[.jar]>/..."
```

```

-JNDIejbs <file_name>
    properties file that contains ejb
    to jndi-name mapping
    e.g. <ejb-name>=<jndi-name>
-JNDIejb <ejb-name> <jndi-name>
    update single ejb to jndi-name mapping

-JNDIejb_list <file_name> // [READ-ONLY] operation
    list of all ejb to jndi-name mappings
    where <file_name> can also be "System.out" for
    writing output to the display

-ejbref*
    assignment of JNDI names for contained ejb
    references

-ejbrefd
    default resolve option for ejb-link defined ejb-ref
    entries
-ejbrefs <file_name>
    properties file that contains ejb-ref
    to jndi-name mappings
    e.g. <ejb-name>${<ejb-ref-name>}=<jndi-name>
-ejbref <ejb-name>${<ejb-ref-name>} <jndi-name>
    update single ejb to jndi-name mapping
-ejbref_list <file_name> // [READ-ONLY] operation
    list of all ejb-ref to jndi-name mappings
    where <file_name> can also be "System.out" for
    writing output to the display

-resref*
    assignment of server resource name for contained
    resource references

-resrefd <file_name>
    properties file containing the default res-type to
    server-res-name mappings (redundant entries allowed)
    e.g. <res-type>=<server-res-name>
-resrefs <file_name>
    properties file that contains res-ref-name to
    server-res-name mappings
    e.g. <ejb-name>${<res-ref-name>}=<server-res-name>
-resrefsx <file_name> // NEW as of v4.04.011
    properties file that contains default res-ref-name to
    server-res-name mappings. maps all matching
    res-ref-name found in all ejbs
    e.g. <res-ref-name>=<server-res-name>
-resref <ejb-name>${<res-ref-name>} <server-res-name>
    update single res-ref-name to server-res-name mapping
-resref_list <file_name> // [READ-ONLY] operation
    list of all res-ref to server-res-name mappings
    where <file_name> can also be "System.out" for
    writing output to the display

-envent*
    assignment of env-entry-value for contained
    environment entries

-envents <file_name>
    properties file containing the env-entry-name to
    env-entry-value mappings
    e.g. <ejb-name>${<env-entry-name>}=<env-entry-value>
-enventsx <file_name>
    properties file containing the default
    env-entry-name to env-entry-value mappings. maps
    all matching env-entry-name found in all ejbs
    e.g. <env-entry-name>=<env-entry-value>
-envent <ejb-name>${<env-entry-name>} <env-entry-value>
    update single env-entry to env-entry-value mapping
    [NOTE:] need to escape $ when used under 390/USS
-envent_list <file_name> // [READ-ONLY] operation

```

list of all env-entry to env-entry-value mappings where <file_name> can also be "System.out" for writing output to the display

-v or -verbose

Enables verbose output to the display. It shows the activity information for each step within the Direct Deployment process being applied to each input ear file.

-version

Displays the current direct deployment tool version.

Example:

```
D:\> 390fy -version
BB0Y0001I WebSphere for z/OS Direct Deployment Tool v4.04.011
```

Input and output options

Following are the input and output options along with associated examples.

-d *dir*

Allows the user to specify the directory where the generated resolved ear file will be stored. The default is to store the resolved output ear file in the current directory. If the specified directory is nonexistent, the new directory, including any nonexistent subdirectories, are created before the resolved ear file is generated.

Example:

```
D:\> 390fy -d mydir1\mydir2 example.ear
D:\> cd mydir1\mydir2
D:\mydir1\mydir2> dir
Volume in drive D is D_DRIVE
Volume Serial Number is 34AB-12CD
Directory of D:\mydir1\mydir2
08/21/2002 12:20p <DIR> .
08/21/2002 12:20p <DIR> ..
08/21/2002 12:21p 157,208 example_resolved.ear
```

-op *string*

Specifies the output postfix string for the resolved output ear file. The default resolved ear file postfix is ["_resolved"]. An empty string can be specified to generate the ear file with the same name without any postfix.

Warning: If output is placed under the same directory (default) using the empty output postfix string, it will overwrite the input ear file without warning.

Example:

```
D:\> 390fy -d mydir1\mydir2 -op "test" example.ear
D:\> cd mydir1\mydir2
D:\> dir
Volume in drive D is D_DRIVE
Volume Serial Number is 34AB-12CD
Directory of D:\mydir1\mydir2
08/21/2002 12:20p <DIR> .
08/21/2002 12:20p <DIR> ..
08/21/2002 12:21p 157,197 example_test.ear
```

-read_only

Executes the deployment options without generating a resolved ear file. Several resolve options "-XXX_list" run implicitly in read-only mode to suppress generating the output ear file.

WebApp processing options

Following are the WebApp processing options along with associated examples.

-context_root */string*

Allows you to specify the context-root to be assigned to input war files. It assigns the input string as input war file's context-root within the containing ear file's deployment descriptor, /META-INF/application.xml.

Note: This option is required for war file processing.

-display_name *string*

Allows you to specify the display-name to be assigned to an auto-generated ear file when war files are being processed. Otherwise, the default display-name will be used. It assigns the input string as the input war file's display-name within the containing ear file's deployment descriptor, /META-INF/application.xml.

Note: This is optional for war file processing.

Example:

```
D:\> 390fy -d mydir1\mydir2 -op "" -context_root /webapp/examples example.war
D:\> cd mydir1\mydir2
D:\> dir
Volume in drive D is D_DRIVE
Volume Serial Number is 34AB-12CD
```

Directory of D:\mydir1\mydir2

```
08/21/2002 12:20p <DIR> .
08/21/2002 12:20p <DIR> ..
08/21/2002 12:21p 93,703 example.ear
```

The previous output ear file's deployment descriptor (/META-INF/application.xml) content:

Example:

```
<?xml version="1.0"?>
<!DOCTYPE application PUBLIC "-//Sun Microsystems, Inc.//DTD J2EE Application 1.2//EN"
'http://java.sun.com/j2ee/dtds/application_1_2.dtd'>
<application>
  <display-name>390fy auto-generated J2EE application using example.war war
file.</display-name>
  <module>
    <web>
      <web-uri>example.war</web-uri>
      <context-root>/webapp/examples</context-root>
    </web>
  </module>
  <module>
    <ejb>example_WebApp.jar</ejb>
  </module>
</application>
```

Resolve 390fy options

This section will discuss in detail each of the following 390fy resolve options with examples:

- “EJB to JNDI-name mapping” on page 190
- “ejb-ref to target EJB's jndi-name mapping” on page 193
- “resource-ref to target server resource name mapping” on page 196
- “unresolved list option” on page 203

EJB to JNDI-name mapping

EJB to jndi-name resolve options allow an end user to assign jndi-names to each bean found in an application. This action is equivalent to the WebSphere for z/OS Administration application *Reference and Resource Resolution* panel's EJB to JNDI Path and JNDI Name assignment task. 390fy provides four options for handling EJB to JNDI-name resolve operations.

- "JNDIejb_list "
- "JNDIejbp "
- "JNDIejbpb " on page 191
- "JNDIejbs " on page 192
- "JNDIejb" on page 193

Here is the syntax for these options followed by some examples:

-JNDIejb_list

Lists all ejb to jndi-name mappings (in properties file format) or to a display where *file_name* has to be specified as "System.out" instead of a name of the file.

Syntax:

```
390fy -JNDIejb_list [ 'file_name' | 'System.out' ] file+
```

file_name

This parameter is a [READ-ONLY] operation and specifies all ejb to jndiname mappings where *file_name* can also be a "System.out" for writing output to the display.

file+

This parameter specifies one or more ear files or directories to be resolved. 390fy resolves all *.ear files found in the directory specified.

Example:

```
D:\> 390fy -JNDIejb_list System.out PolicyIVP.ear
# EJB -> JNDI name mapping for PolicyIVP.ear
#Mon Aug 26 11:27:34 EDT 2002
PolicyIVP_WebApp=
PolicyBMP=
PolicySession=
PolicyCMP=
```

```
D:\> 390fy -JNDIejb_list jndiejb.properties PolicyIVP.ear
```

```
D:\> cat jndiejb.properties
# EJB -> JNDI name mapping for PolicyIVP.ear
#Mon Aug 26 11:44:24 EDT 2002
PolicyIVP_WebApp=
PolicyBMP=
PolicySession=
PolicyCMP=
```

Users can use the following resolve options to assign jndi-names to each Bean:

-JNDIejbp

Assigns the default JNDI path and name to each of the beans found in an

input EAR file(s) by prepending input *jndi-name prefix* and internally computing the default JNDI path and name using each bean's application name (name of the input EAR file - '.ear'), module name (name of the EjbJarFile - '. jar'), component name *ejb-name* of the Bean) followed by the fully qualified class name of the bean's home interface (i.e *com.ibm.ejb.SimpleHome*).

Note: This option simulates the WebSphere for z/OS Administration application *Set Default JNDI Path and Names for all Beans* button's action given the target jndi-name prefix which corresponds to the target system and server name.

Syntax:

►► 390fy -JNDIejbp—/system-name/server-name— file+◄◄

/system-name/server-name

This parameter specifies the default target */system-name/server-name* prefix of the JNDI-name.

file+

This parameter specifies one or more ear files or directories to be resolved. 390fy resolves all *.ear files found in the directory specified.

Example:

```
D:\> 390fy -JNDIejbp /PLEX1/BBOASR4 -op "_test" PolicyIVP.ear
```

```
D:\> 390fy -JNDIejb_list System.out PolicyIVP_test.ear
# EJB -> JNDI name mapping for PolicyIVP.ear
#Mon Aug 26 12:03:31 EDT 2002
PolicyIVP_WebApp=/PLEX1/BBOASR4/PolicyIVP/PolicyIVP_WebApp/PolicyIVP_WebApp/com.ibm.ws
390.wc.container.RemoteWebAppHome
PolicyBMP=/PLEX1/BBOASR4/PolicyIVP/PolicyIVP/PolicyBMP/com.ibm.ws390.samples.ivp.ejb.P
olicyBMPHome
PolicySession=/PLEX1/BBOASR4/PolicyIVP/PolicyIVP/PolicySession/com.ibm.ws390.samples.i
vp.ejb.PolicySessionHome
PolicyCMP=/PLEX1/BBOASR4/PolicyIVP/PolicyIVP/PolicyCMP/com.ibm.ws390.samples.ivp.ejb.P
olicyCMPHome
```

-JNDIejbpb

Assigns the default JNDI path and name to each of the beans found in an input EAR file(s) by prepending input *jndi-name prefix* and internally computing the default JNDI path and name using each bean's application name (<display-name> of application.xml), module name (<display-name> of ejb-jar.xml), component name *ejb-name* of the Bean) followed by the fully qualified class name of the bean's home interface (for example: *com.ibm.ejbSimpleHome*).

Note: This option simulates the WebSphere for z/OS Administration application 'Set Default JNDI Path and Names for all Beans [original]' button's action given the target jndi-name prefix which corresponds to the target system and server name.

Syntax:

►► 390fy -JNDIejbpb—/system-name/server-name— file+◄◄

/system-name/server-name

This parameter specifies the default target */system-name/server-name* prefix of the JNDI-name.

file+

This parameter specifies one or more ear files or directories to be resolved. 390fy resolves all *.ear files found in the directory specified.

Example:

```
D:\> 390fy -JNDIejbpb /PLEX1/BBOASR4 -op "_test" PolicyIVP.ear
D:\> 390fy -JNDIejb_list System.out PolicyIVP_test.ear
# EJB -> JNDI name mapping for PolicyIVP.ear
#Wed July 11 12:03:31 EDT 2003
PolicyIVP_WebApp=/PLEX1/BBOASR4/PolicyIVP Application/PolicyIVP_WebApp.jar/PolicyIVP_WebApp/com.ibm.ws
390.wc.container.RemoteWebAppHome
PolicyBMP=/PLEX1/BBOASR4/PolicyIVP Application/Policy EjbJar/PolicyBMP/com.ibm.ws390.samples.ivp.ejb.P
olicyBMPHome
PolicySession=/PLEX1/BBOASR4/PolicyIVP Application/Policy EjbJar/PolicySession/com.ibm.ws390.samples.i
vp.ejb.PolicySessionHome
PolicyCMP=/PLEX1/BBOASR4/PolicyIVP Application/Policy EjbJar/PolicyCMP/com.ibm.ws390.samples.ivp.ejb.P
olicyCMPHome
```

-JNDIejbs

Assigns the corresponding jndi-name to each bean, given a properties file that contains *ejb-name* to *jndi-name* mappings. This properties file is best created using the -JNDIejb_list option first and then updating it by hand or with your own script.

Syntax:

►► 390fy — -JNDIejbs — file_name — file+ ————— ◀◀

file_name

This parameter specifies the properties file that contains the JNDI name mappings. The properties file is in the following format:

ejb-name=jndi-name

file+

This parameter specifies one or more ear files or directories to be resolved. 390fy resolves all *.ear files found in the directory specified.

Example:

```
D:\> 390fy -JNDIejb_list jndiejb.properties PolicyIVP.ear

D:\> edit jndiejb.properties // Update the content of jndiejb.properties
# EJB -> JNDI name mapping for PolicyIVP.ear
#Mon Aug 26 11:44:24 EDT 2002
PolicyIVP_WebApp=ivp.RemoteWebAppHome
PolicyBMP=ivp.policybmp
PolicySession=ivp.policysession
PolicyCMP=ivp.policycmp

D:\> 390fy -JNDIejbs jndiejb.properties -op "_test" PolicyIVP.ear

D:\> 390fy -JNDIejb_list System.out PolicyIVP_test.ear
# EJB -> JNDI name mapping for PolicyIVP_test.ear
#Mon Aug 26 12:23:16 EDT 2002
PolicyIVP_WebApp=ivp.RemoteWebAppHome
PolicyBMP=ivp.policybmp
PolicySession=ivp.policysession
PolicyCMP=ivp.policycmp
```


-JNDIejb

Assigns the corresponding jndi-name to the matching EJB, given a single *ejb-name* to *jndi-name* mapping, . You can use this option along with the [-op ""] option to continue to modify the same ear file's EJB to jndi-name mappings repeatedly until it is fully resolved.

Syntax:

```
▶▶ 390fy -JNDIejb ejb-name jndi-name file+ ▶▶
```

ejb-name jndi-name

These parameters specify the JNDI name mapping for a single ejb.

file+

This parameter specifies one or more ear files or directories to be resolved. 390fy resolves all *.ear files found in the directory specified.

Example:

```
D:\> 390fy -JNDIejb PolicyIVP_WebApp ivp.remotewebapp -op "" PolicyIVP_test.ear

D:\> 390fy -JNDIejb_list System.out PolicyIVP_test.ear
# EJB -> JNDI name mapping for PolicyIVP_test.ear
#Mon Aug 26 14:46:12 EDT 2002
PolicyIVP_WebApp=ivp.remotewebapp
PolicyBMP=ivp.policybmp
PolicySession=ivp.policysession
PolicyCMP=ivp.policycmp
```

ejb-ref to target EJB's jndi-name mapping

ejb-ref to jndi-name resolve options allow an end user to assign referencing EJB jndi-names to each ejb reference found in an application. This action is equivalent to the WebSphere for z/OS Administration application Reference and Resource Resolution panel's EJB Reference assignment task. 390fy provides four options for handling ejb references resolve operations.

- "ejbref_list"
- "ejbrefd" on page 194
- "ejbrefs" on page 195
- "ejbref" on page 195

Here is the syntax for these options followed by some examples:

-ejbref_list

Lists the ejb-references to its target EJB's jndi-name mappings to either a file (in properties file format) or to a display where *file_name* has to be specified as "System.out" instead of a name of the file.

Syntax:

```
▶▶ 390fy -ejbref_list [ 'file_name' | 'System.out' ] file+ ▶▶
```

file_name

This parameter is a [READ-ONLY] operation and specifies all ejb-ref to jndi-name mappings where *file_name* can also be a "System.out" for writing output to the display.

file+

This parameter specifies one or more ear files or directories to be resolved. 390fy resolves all *.ear files found in the directory specified.

Example:

```
D:\> 390fy -ejbref_list System.out PolicyIVP.ear

# EjbRef -> JNDI name mapping for PolicyIVP.ear
#Mon Aug 26 14:54:00 EDT 2002
PolicySession$ejb/ivp.policycmp=
PolicySession$ejb/ivp.policybmp=
PolicyIVP_WebApp$ejb/ivp.policysession=

D:\> 390fy -ejbref_list ejbref.properties PolicyIVP.ear

D:\> cat ejbref.properties
# EjbRef -> JNDI name mapping for PolicyIVP.ear
#Mon Aug 26 15:05:30 EDT 2002
PolicySession$ejb/ivp.policycmp=
PolicySession$ejb/ivp.policybmp=
PolicyIVP_WebApp$ejb/ivp.policysession=
```

Users can use the following resolve options to assign jndi-names to each ejb-refs:

-ejbrefd

Assigns the referencing EJB's jndi-name to ejb-ref found if the optional deployment descriptor entry *ejb-link* is present for an ejb-ref. Note: This option simulates the WebSphere for z/OS Administration application "Resolve all unambiguous References" button's action once all EJBs have been assigned a jndi-name. Hence, this option is ONLY appropriate when all EJBs are already assigned a jndi-name (for example; using either the *-JNDIejbp* or *-JNDIejbs* option).

Syntax:

▶▶ 390fy — -ejbrefd — file+ —————▶▶

file_name

This parameter specifies the JNDI name mappings to ejb-references from a properties file. The properties file name is in the following format:

ejb-name\$ejb-ref-name=jndi-name

file+

This parameter specifies one or more ear files or directories to be resolved. 390fy resolves all *.ear files found in the directory specified.

Example:

```
D:\> 390fy -JNDIejbp /PLEX1/BBOASR4 -ejbrefd -op "_test" PolicyIVP.ear

D:\> 390fy -ejbref_list System.out PolicyIVP_test.ear
# EjbRef -> JNDI name mapping for PolicyIVP_test.ear
#Mon Aug 26 15:33:05 EDT 2002
PolicySession$ejb/ivp.policycmp=/PLEX1/BBOASR4/PolicyIVP/PolicyIVP/PolicyCMP/com.ibm.w
s390.samples.ivp.ejb.PolicyCMPHome
```

```
PolicySession$ejb/ivp.policybmp=/PLEX1/BB0ASR4/PolicyIVP/PolicyIVP/PolicyBMP/com.ibm.w
s390.samples.ivp.ejb.PolicyBMPHome
PolicyIVP_WebApp$ejb/ivp.policysession=/PLEX1/BB0ASR4/PolicyIVP/PolicyIVP/PolicySessio
n/com.ibm.ws390.samples.ivp.ejb.PolicySessionHome
```

-ejbrefs

Assigns the corresponding jndi-name to each ejb-refs, given a properties file that contains *ejb-name\$ejb-ref-name* to *jndi-name* mappings. This properties file is best created using the *-ejbref_list* option first and then updating by hand or with your own script.

Note: This technique is useful when the *-ejbrefd* option is not being used and/or the referencing EJB is not packaged within the same application ear file (such as inter-application ejb references) and therefore the target EJB's jndi-name must be specified explicitly.

Syntax:

```
►► 390fy -ejbrefs file_name file+◄◄
```

file_name

This parameter specifies the JNDI name mappings to ejb-references from a properties file. The properties file name is in the following format:

```
ejb-name$ejb-ref-name=jndi-name
```

file+

This parameter specifies one or more ear files or directories to be resolved. 390fy resolves all *.ear files found in the directory specified.

Example:

```
D:\> 390fy -ejbref_list ejbref.properties PolicyIVP.ear
```

```
D:\> edit ejbref.properties // Update the content of ejbref.properties
# EjbRef -> JNDI name mapping for PolicyIVP.ear
#Mon Aug 26 15:59:44 EDT 2002
PolicySession$ejb/ivp.policycmp=ivp.policycmp
PolicySession$ejb/ivp.policybmp=ivp.policybmp
PolicyIVP_WebApp$ejb/ivp.policysession=ivp.policysession
```

```
D:\> 390fy -ejbrefs ejbref.properties op "_test" PolicyIVP.ear
```

```
D:\> 390fy -ejbref_list System.out PolicyIVP_test.ear
# EjbRef -> JNDI name mapping for PolicyIVP_test.ear
#Mon Aug 26 16:05:26 EDT 2002
PolicySession$ejb/ivp.policycmp=ivp.policycmp
PolicySession$ejb/ivp.policybmp=ivp.policybmp
PolicyIVP_WebApp$ejb/ivp.policysession=ivp.policysession
```

-ejbref

Assigns the corresponding jndi-name to the matching ejb reference, given a single *ejb-name\$ejb-ref-name* to *jndi-name* mapping. You can use this option along with the *[-op ""]* option to continue to modify the same ear file's ejb reference to jndi-name mappings repeatedly until it is fully resolved.

Syntax:

```
►► 390fy -ejbref ejb-name$ejb-ref-name jndi-name file+◄◄
```

Note: If using z/OS UNIX System Services, you can not use the \$ in the syntax above. The \$ needs to be replaced with \\$ as in the following example:

```
▶▶ 390fy -ejbref ejb-name\$ejb-ref-name jndi-name file+▶▶▶▶
```

Syntax details

ejb-name\$ejb-ref-name jndi-name

These parameters specify the JNDI name mapping for a single ejb.

file+

This parameter specifies one or more ear files or directories to be resolved. 390fy resolves all *.ear files found in the directory specified.

Example:

```
D:\> 390fy -ejbref PolicySession$ejb/ivp.policycmp test.policycmp -op ""
PolicyIVP_test.ear
```

```
D:\> 390fy -ejbref_list System.out PolicyIVP_test.ear
# EjbRef -> JNDI name mapping for PolicyIVP_test.ear
#Mon Aug 26 16:11:34 EDT 2002
PolicySession$ejb/ivp.policycmp=test.policycmp
PolicySession$ejb/ivp.policybmp=ivp.policybmp
PolicyIVP_WebApp$ejb/ivp.policysession=ivp.policysession
```

resource-ref to target server resource name mapping

Resource reference to server resource name resolve options allow an end user to assign each resource reference defined in an application to be mapped to the corresponding J2EE Resources defined on a target system. It does this by using the generic J2EE Resource Name (such as server-res-name) of the target J2EE Resource. This action is equivalent to WebSphere for z/OS Administration application Reference and Resource Resolution panel's J2EE Resource assignment task. 390fy provides four options for handling ejb references resolve operations.

- "resref_list"
- "resrefd" on page 197
- "resrefs" on page 198
- "resrefsx" on page 199
- "resref" on page 199

Here is the syntax for these options followed by some examples:

-resref_list

Allows users to list the current application ear file's resource-ref to target server-res-name mappings to either a display or to a properties file. It is a [READ-ONLY] operation that lists all *ejb-name\$res-ref-name* to its target J2EE Resource name (also known as *server-res-name*) mappings to either a file (in properties file format) or to a display where *file_name* has to be specified as "System.out" instead of a name of the file.

Syntax:

```
▶▶ 390fy -resref_list [ 'file_name' | 'System.out' ] file+▶▶▶▶
```

Syntax details

file_name

This parameter specifies all resource-references to server-resource-name mappings where *file_name* can also be a "System.out" for writing output to the display.

file+

This parameter specifies one or more ear files or directories to be resolved. 390fy resolves all *.ear files found in the directory specified.

Example:

```
D:\> 390fy -resref_list System.out PolicyIVP.ear
# ResourceRef -> ServerResourceName mapping for PolicyIVP.ear
#Mon Aug 26 17:11:01 EDT 2002
PolicyBMP$jdbc/policy=
PolicyCMP$ws390rt/cmp/jdbc/CMPDS=
```

```
D:\> 390fy -resref_list resref.properties PolicyIVP.ear
```

```
D:\> cat resref.properties
# ResourceRef -> ServerResourceName mapping for PolicyIVP.ear
#Mon Aug 26 17:16:11 EDT 2002
PolicyBMP$jdbc/policy=
PolicyCMP$ws390rt/cmp/jdbc/CMPDS=
```

-resrefd

Assigns server-res-names to each resource-refs. The input properties file should contain *res-type=server-res-name* default mappings. It should specify at most one matching default J2EE resource name to be used for resolving resource references for each resource type.

Note: This option simulates the WebSphere for z/OS Administration application; *Resolve all unambiguous Resources* button's action which automatically resolves all resources where ONE compatible unique target resource exists.

Syntax:

```
►►— 390fy— -resrefd— file_name— file+—————►►
```

Syntax details

file_name

This parameter specifies server-resource-names for each resource-reference from a properties file. The properties file is in the following format:

res-type=server-res-name

where *res-type* is a resource type.server-resource-name mappings to resource-reference-names from a properties file.

file+

This parameter specifies one or more ear files or directories to be resolved. 390fy resolves all *.ear files found in the directory specified.

Example:

```
D:\> edit resrefd.properties // Update the content of resrefd.properties
```

```
D:\> cat resrefd.properties
```

```

# Resource Type -> Default Server Resource Name Mapping
com.ibm.db2.jcc.DB2DataSource=IBMHttpSession
javax.sql.DataSource=ivp_resource_name

D:\> 390fy -resrefd resrefd.properties -op "_test" PolicyIVP.ear

D:\> 390fy -resref_list System.out PolicyIVP_test.ear
# ResourceRef -> ServerResourceName mapping for PolicyIVP_test.ear
#Mon Aug 26 17:57:20 EDT 2002
PolicyBMP$jdbcc/policy=IBMHttpSession
PolicyCMP$ws390rt/cmp/jdbcc/CMPDS=ivp_resource_name

```

-resrefs

Assigns the corresponding J2EE resource name (such as *server-res-name*) to each resource-refs, given a properties file that contains *ejb-name\$res-ref-name* to *server-res-name* mappings. This properties file is best created using the *-resref_list* option first and then updating it by hand or with your own script.

Note: This technique is useful when the *-resrefd* option is not being used and/or cannot be used due to two or more resource references with the same res-type requiring to be resolved using different J2EE resources. Hence, the target resource-references server-resource-name must be specified explicitly.

Syntax:

```

▶▶ 390fy -resrefs file_name file+

```

Syntax details

file_name

This parameter specifies server-resource-name mappings to resource-reference-names from a properties file. The properties file is in the following format:

```

ejb-name$res-ref-name=server-res-name

```

file+

This parameter specifies one or more ear files or directories to be resolved. 390fy resolves all *.ear files found in the directory specified.

Example:

```

D:\> 390fy -resref_list resref.properties PolicyIVP.ear

D:\> edit resref.properties // Update the content of resref.properties

D:\> cat resref.properties
# ResourceRef -> ServerResourceName mapping for PolicyIVP.ear
#Mon Aug 26 20:15:55 EDT 2002
PolicyBMP$jdbcc/policy=Another_DB2_DataSource
PolicyCMP$ws390rt/cmp/jdbcc/CMPDS=DB2_DataSource

D:\> 390fy -resrefs resref.properties -op "_test" PolicyIVP.ear

D:\> 390fy -resref_list System.out PolicyIVP_test.ear
# ResourceRef -> ServerResourceName mapping for PolicyIVP.ear
#Mon Aug 26 20:28:41 EDT 2002
PolicyBMP$jdbcc/policy=Another_DB2_DataSource
PolicyCMP$ws390rt/cmp/jdbcc/CMPDS=DB2_DataSource

```

-resrefsx

Assigns the corresponding J2EE Resource name [a.k.a. server-res-name] to each resource-ref that matches the res-ref-name regardless of which EJB the resource reference belongs to, given a properties file that contains <res-ref-name> to <server-res-name> mappings. This properties file is best created using the -resref_list option first and then updating it either by hand (grouping the res-ref-name that will use the same server-res-name) OR by your own script.

Note: This technique is useful when one or more of the EJBs contain the same res-ref-name AND maps to the same server-res-name.

Syntax:

```
►► 390fy -resrefsx [ 'file_name' | 'System.out' ] file+►►
```

Syntax details

file_name

This parameter specifies all resource-references to server-resource-name mappings where *file_name* can also be a "System.out" for writing output to the display.

file+

This parameter specifies one or more ear files or directories to be resolved. 390fy resolves all *.ear files found in the directory specified.

Example:

```
D:\> edit resrefsx.properties // Update the content of resrefsx.properties
```

```
D:\> cat resrefsx.properties
# ResourceRef -> ServerResourceName default mapping for PolicyIVP.ear
jdbc/policy=Another_DB2_DataSource
ws390rt/cmp/jdbc/CMPDS=DB2_DataSource
```

```
D:\> 390fy -resrefsx resref.properties -op "_test" PolicyIVP.ear
```

```
D:\> 390fy -resref_list System.out PolicyIVP_test.ear
# ResourceRef -> ServerResourceName mapping for PolicyIVP.ear
#Mon Aug 26 20:28:41 EDT 2002
PolicyBMP$jdbc/policy=Another_DB2_DataSource
PolicyCMP_1$ws390rt/cmp/jdbc/CMPDS=DB2_DataSource
PolicyCMP_2$ws390rt/cmp/jdbc/CMPDS=DB2_DataSource
PolicyCMP_3$ws390rt/cmp/jdbc/CMPDS=DB2_DataSource
```

-resref Assigns the corresponding server-res-name to the matching resource reference, given a single *ejb-name\$res-ref-name* to *server-res-name* mapping. You can use this option along with the [-op ""] option to keep modifying the same ear file's resource reference to server resource name mappings repeatedly until it is fully resolved.

Syntax:

```
►► 390fy -resref ejb-name$res-ref-name server-res-name file+►►
```

Note: If using z/OS UNIX System Services, you can not use the \$ in the syntax above. The \$ needs to be replaced with \\$ as in the following example:

```
►► 390fy -resref ejb-name\$res-ref-name server-res-name file+◄◄
```

Syntax details

ejb-name\$res-ref-name server-res-name

This parameter specifies server-resource-name mappings for a single resource-reference-name.

file+

This parameter specifies one or more ear files or directories to be resolved. 390fy resolves all *.ear files found in the directory specified.

Example:

```
D:\> 390fy -resref PolicyBMP$jdbc/policy ivp_resource_name -op "" PolicyIVP_test.ear

D:\> 390fy -resref_list System.out PolicyIVP_test.ear
# ResourceRef -> ServerResourceName mapping for PolicyIVP_test.ear
#Mon Aug 26 20:48:48 EDT 2002
PolicyBMP$jdbc/policy=ivp_resource_name
PolicyCMP$ws390rt/cmp/jdbc/CMPDS=DB2_DataSource
```

env-entry to env-entry-value mapping

env-entry to env-entry-value options allow users to list the current application ear file's env-entry to its env-entry-value mappings to either a display or to a properties file. They can be used in a deployed application for platform specific items such as the location of an application properties file, etc.. As the J2EE Specification mandates, the deployer tool's responsibility is to allow the deployer to set and modify the values of the application component's environment entries. This functionality does NOT allow end users to create a new EnvEntry (since EnvEntry is suppose to be created by the developer during component development time), but only to set or modify the env-entry-value of an existing EnvEntry. 390fy provides four options for handling env-entry to env-entry-value mapping.

- "event_list"
- "events" on page 201
- "eventsx" on page 202
- "event" on page 203

Here is the syntax for these options followed by some examples:

-event_list

Allows users to list all env-entry to env-entry-value mappings to either a file (in properties file format) or to a display where *file_name* has to be specified as "System.out" instead of a name of the file.

Syntax:

```
►► 390fy -event_list [ 'file_name' | 'System.out' ] file+◄◄
```

Syntax details

file_name

This parameter specifies all resource-references to server-resource-name mappings where *file_name* can also be a "System.out" for writing output to the display.

file+

This parameter specifies one or more ear files or directories to be resolved. 390fy resolves all *.ear files found in the directory specified.

Example:

```
D:\> 390fy -event_list System.out PolicyIVP.ear
# EnvEntry -> EnvEntryValue name mapping for PolicyIVP.ear
#Fri Mar 14 17:33:40 EST 2003
PolicySession$ejb10-properties/java.naming.provider.url=IIOP\://localhost:900/
PolicySession$ejb10-properties/java.naming.factory.initial=com.ibm.ejs.ns.jndi.CNInitialContextFactory
PolicyBMP$ejb10-properties/java.naming.provider.url=IIOP\://localhost:900/
PolicyBMP$ejb10-properties/java.naming.factory.initial=com.ibm.ejs.ns.jndi.CNInitialContextFactory

D:\> 390fy -event_list event.properties PolicyIVP.ear

D:\> cat event.properties
# EnvEntry -> EnvEntryValue name mapping for PolicyIVP.ear
#Fri Mar 14 17:33:40 EST 2003
PolicySession$ejb10-properties/java.naming.provider.url=IIOP\://localhost:900/
PolicySession$ejb10-properties/java.naming.factory.initial=com.ibm.ejs.ns.jndi.CNInitialContextFactory
PolicyBMP$ejb10-properties/java.naming.provider.url=IIOP\://localhost:900/
PolicyBMP$ejb10-properties/java.naming.factory.initial=com.ibm.ejs.ns.jndi.CNInitialContextFactory
```

-envents

Assigns the corresponding EnvEntry value to each env-entries, given a properties file that contains <ejb-name>\${<env-entry-name> to <env-entry-value> mappings. This properties file is best created using the -event_list option first and having it updated.

Syntax:

►► 390fy -envents file_name file+ ◀◀

Syntax details

file_name

This parameter specifies server-resource-names for each resource-reference from a properties file. The properties file is in the following format:

res-type=server-res-name

where res-type is a resource type.server-resource-name mappings to resource-reference-names from a properties file.

file+

This parameter specifies one or more ear files or directories to be resolved. 390fy resolves all *.ear files found in the directory specified.

Example:

```
D:\> 390fy -event_list event.properties PolicyIVP.ear

D:\> edit event.properties // Update the content of event.properties

D:\> cat event.properties
```

```
# EnvEntry -> EnvEntryValue mapping for PolicyIVP.ear
#Fri Mar 14 17:33:40 EST 2003
PolicySession$ejb10-properties/java.naming.provider.url=IIOP\://www.ibm.com\:900/
PolicySession$ejb10-properties/java.naming.factory.initial=InitialContextFactory
PolicyBMP$ejb10-properties/java.naming.provider.url=IIOP\://myhost.com\:900/
PolicyBMP$ejb10-properties/java.naming.factory.initial=com.ibm.ejs.ns.jndi.CNInitialContextFactory
```

```
D:\> 390fy -envents event.properties -op "_test" PolicyIVP.ear
```

```
D:\> 390fy -resref_list System.out PolicyIVP_test.ear
# EnvEntry -> EnvEntryValue name mapping for PolicyIVP.ear
#Fri Mar 14 17:38:32 EST 2003
PolicySession$ejb10-properties/java.naming.provider.url=IIOP\://www.ibm.com\:900/
PolicySession$ejb10-properties/java.naming.factory.initial=InitialContextFactory
PolicyBMP$ejb10-properties/java.naming.provider.url=IIOP\://myhost.com\:900/
PolicyBMP$ejb10-properties/java.naming.factory.initial=com.ibm.ejs.ns.jndi.CNInitialContextFactory
```

-enventsx

Assigns the corresponding EnvEntry value to each env-entries regardless of which EJB the env-entry belongs to, given a properties file that contains <env-entry-name> to <env-entry-value> mappings. This properties file is best created using the -resref_list option first and then updating it either by hand (grouping the env-entry-name that will use the same env-entry-value) or with your own script.

Note: This technique is useful when one or more of the EJBs contain the same env-entry-name AND maps to the same env-entry-value.

Syntax:

```
►► 390fy -enventsx file_name file+ ◀◀
```

Syntax details

file_name

This parameter specifies server-resource-name mappings to resource-reference-names from a properties file. The properties file is in the following format:

```
ejb-name$res-ref-name=server-res-name
```

file+

This parameter specifies one or more ear files or directories to be resolved. 390fy resolves all *.ear files found in the directory specified.

Example:

```
D:\> edit eventsex.properties // Update the content of eventsex.properties
```

```
D:\> cat eventsex.properties
# EnvEntry -> EnvEntryValue default mapping for PolicyIVP.ear
ejb10-properties/java.naming.provider.url=IIOP\://www.ibm.com\:900/
ejb10-properties/java.naming.factory.initial=com.ibm.ejs.ns.jndi.CNInitialContextFactory
```

```
D:\> 390fy -enventsx eventsex.properties -op "_test" PolicyIVP.ear
```

```
D:\> 390fy -event_list System.out PolicyIVP_test.ear
# EnvEntry -> EnvEntryValue name mapping for PolicyIVP.ear
#Fri Mar 14 17:42:39 EST 2003
PolicySession$ejb10-properties/java.naming.provider.url=IIOP\://www.ibm.com\:900/
```

```
PolicySession$ejb10-properties/java.naming.factory.initial=com.ibm.ejs.ns.jndi.CNInitialContextFactory
PolicyBMP$ejb10-properties/java.naming.provider.url=IIOP\://www.ibm.com\:900/
PolicyBMP$ejb10-properties/java.naming.factory.initial=com.ibm.ejs.ns.jndi.CNInitialContextFactory
```

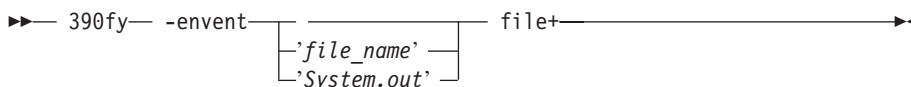
-envent

Assigns the corresponding J2EE Resource name [a.k.a. server-res-name] to each resource-ref that match the res-ref-name regardless of which EJB the resource reference belongs to, given a properties file that contains <res-ref-name> to <server-res-name> mappings. This properties file is best created using the -resref_list option first and then updating it either by hand (grouping the res-ref-name that will use the same server-res-name) OR by your own script.

Note: You need to use the escape \$ character using "\\" when run under z/OS UNIX System Services.

Assigns the corresponding env-entry-value to the matching environment entry, given a single <ejb-name>\${<env-entry-name>} and <env-entry-value> mapping. You can use this option along with the [-op ""] option to keep modifying the same ear file's environment entry to env-entry-value mappings repeatedly until it is fully resolved.

Syntax:



Syntax details

file_name

This parameter specifies all resource-references to server-resource-name mappings where *file_name* can also be a "System.out" for writing output to the display.

file+

This parameter specifies one or more ear files or directories to be resolved. 390fy resolves all *.ear files found in the directory specified.

Example:

```
D:\> 390fy -envent PolicySession$ejb10-properties/java.naming.provider.url IIOP\://<host>\:900/ -op "" PolicyIVP_test.ear

D:\> 390fy -envent_list System.out PolicyIVP_test.ear
# EnvEntry -> EnvEntryValue name mapping for PolicyIVP.ear
#Fri Mar 14 17:42:39 EST 2003
PolicySession$ejb10-properties/java.naming.provider.url=IIOP\://yjyoon.pok.ibm.com\:900/
PolicySession$ejb10-properties/java.naming.factory.initial=com.ibm.ejs.ns.jndi.CNInitialContextFactory
PolicyBMP$ejb10-properties/java.naming.provider.url=IIOP\://www.ibm.com\:900/
PolicyBMP$ejb10-properties/java.naming.factory.initial=com.ibm.ejs.ns.jndi.CNInitialContextFactory
```

unresolved list option

This option can be used for verifying the resolved-ness of an ear file during 390fy processing. It can be combined with other resolve options so that the list unresolved option will only list the unresolved entries AFTER it completes other resolve options' processing. This option can be very helpful when preparing to build your own scripts that use 390fy to resolve J2EE applications and to check your ear files' resolved-ness in batch mode as well.

-list_unresolved

Lists all unresolved information to the display. Nothing is displayed if the ear file is fully resolved and ready for deployment. This option generates a resolved ear file by default. Use the *-read_only* option to avoid generating a resolved ear file.

Note: If nothing is displayed, then this is equivalent to the Reference and Resource Resolution panel in the WebSphere for z/OS Administration application having its OK button enabled (such as; ready for deployment = ear file processing).

Here are some examples:

Example:

```
D:\> 390fy -JNDIejbp /PLEX1/BBOASR4 -ejbrefd -resrefd resrefd.properties -op "_test"
-list_unresolved PolicyIVP.ear // Note that PolicyIVP_test.ear is fully resolved!

D:\> edit resrefd.properties // Update the resref default properties

D:\> cat resrefd.properties // Note that one property entry is commented out
#com.ibm.db2.jcc.DB2DataSource=IBMHttpSession
javax.sql.DataSource=ivp_resource_name

D:\> 390fy -JNDIejbp /PLEX1/BBOASR4 -ejbrefd -resrefd resrefd.properties -op "_test"
-list_unresolved PolicyIVP.ear
# UN-RESOLVED ResourceRef -> ServerResourceName mappings for PolicyIVP.ear
PolicyBMP$jdbc/policy :
    +--> <res-type> = com.ibm.db2.jcc.DB2DataSource
    +--> <res-auth> = Application

D:\> 390fy -list_unresolved -read_only PolicyIVP_test.ear
// Previous result EAR generates the same output

# UN-RESOLVED ResourceRef -> ServerResourceName mappings for PolicyIVP_test.ear
PolicyBMP$jdbc/policy :
    +--> <res-type> = com.ibm.db2.jcc.DB2DataSource
    +--> <res-auth> = Application

D:\> 390fy -list_unresolved -read_only PolicyIVP.ear
// Original EAR file that is completely unresolved
# UN-RESOLVED EJB -> JNDI name mappings for PolicyIVP.ear
PolicyIVP_WebApp :
    +--> <home> = com.ibm.ws390.wc.container.RemoteWebAppHome
    +--> <remote> = com.ibm.ws390.wc.container.RemoteWebApp
    +--> <type> = Session
PolicyBMP :
    +--> <home> = com.ibm.ws390.samples.ivp.ejb.PolicyBMPHome
    +--> <remote> = com.ibm.ws390.samples.ivp.ejb.PolicyBMP
    +--> <type> = Entity
PolicySession :
    +--> <home> = com.ibm.ws390.samples.ivp.ejb.PolicySessionHome
    +--> <remote> = com.ibm.ws390.samples.ivp.ejb.PolicySession
    +--> <type> = Session
PolicyCMP :
    +--> <home> = com.ibm.ws390.samples.ivp.ejb.PolicyCMPHome
    +--> <remote> = com.ibm.ws390.samples.ivp.ejb.PolicyCMP
    +--> <type> = Entity
# UN-RESOLVED EjbRef -> jndi-name mappings for PolicyIVP.ear
PolicySession$ejb/ivp.policycmp :
    +--> <ejb-ref-type> = Entity
    +--> <home> = com.ibm.ws390.samples.ivp.ejb.PolicyCMPHome
    +--> <remote> = com.ibm.ws390.samples.ivp.ejb.PolicyCMP
    +--> <ejb-link?> = PolicyCMP
PolicySession$ejb/ivp.policybmp :
    +--> <ejb-ref-type> = Entity
    +--> <home> = com.ibm.ws390.samples.ivp.ejb.PolicyBMPHome
    +--> <remote> = com.ibm.ws390.samples.ivp.ejb.PolicyBMP
    +--> <ejb-link?> = PolicyBMP
```

```
PolicyIVP_WebApp$ejb/ivp.policysession :
+--> <ejb-ref-type> = Session
+--> <home> = com.ibm.ws390.samples.ivp.ejb.PolicySessionHome
+--> <remote> = com.ibm.ws390.samples.ivp.ejb.PolicySession
+--> <ejb-link?> = PolicySession
# UN-RESOLVED ResourceRef -> ServerResourceName mappings for PolicyIVP.ear
PolicyBMP$jdbc/policy :
+--> <res-type> = com.ibm.db2.jcc.DB2DataSource
+--> <res-auth> = Application
PolicyCMP$ws390rt/cmp/jdbc/CMPDS :
+--> <res-type> = javax.sql.DataSource
+--> <res-auth> = Container
```

Chapter 6. XMLGEN

This REXX script is for generating the input file for the CB390CFG script. If you ever want to change some of the default values in the default XML files, then you have to use a function like this to change the attribute values. This function opens a file and writes the value into it. To merge this value with the one from the default XML file, just call the administration function with the -input parameter:

'filename'

Syntax

```
rc = XMLGEN(—"filename"—attributename—attributevalue—)
```

Syntax Details

rc Return code from the performed operation. This signals if the operation ended without errors (rc = 0) or if an error occurred (rc = 4).

filename

This is the name of the file to which XMLGEN appends the specified *attributename* / *attributevalue* pair. XMLGEN prepends "/tmp/" to the *filename* to form the path of this output file. If this file doesn't already exist, it will be created. The generated file can later be used as a parameter input file for the CB390CFG tool (Chapter 4, "CB390CFG," on page 15) to provide the name-value pairs that should override the parameters of the default XML file.

attributename

This is the name of the attribute that should be changed.

attributevalue

This is the value of the attribute that should be set.

Example script

This example script achieves the following:

1. It sets the attribute "conversationname" to the value "Document Demo".
2. It sets the attribute "conversationdescription" to the value "Document Demo Description".
3. It writes both attributes into the file \tmp\tempin.
4. It waits to run until the createconversation script of the administration tool is run.

```
/* REXX function */  
call syscalls 'ON'  
signal on error
```

```
name. = 0  
name.1 = "conversationname"  
name.2 = "conversationdescription"
```

```
val. = 0  
val.1 = "Document Demo"  
val.2 = "Document Demo Description"
```

```
rc=0  
i=1
```

```

do while(name.i <> '0')
  rc = XMLGEN("tempin" name.i val.i)
  if (rc == 4) then do
    say "Error in function: createconversation while XMLGEN"
    exit
  end
  i = i+1
end;

rc = CB390CFG("-action 'createconversation' -xmlinput
'inputcreateconversation.xml' -input 'tempin' -output 'tempout'")
if (rc == 4) then
  say "Error in function: createconversation"
  exit

error:
say "Error" rc "at line" sigl
say sourceline(sigl)
exit

```

Chapter 7. XMLPARSE

This REXX script is for printing out the result. If the user wants to see the result parameter from the function call, he or she can either look into the output file or print out the result using a REXX script such as this. This function opens the specified file and prints it out line by line.

Note: Each line of the file must be formatted as follows:

attributename value

All output files of the CB390CFG and CB390CMD functions are already in this format.

An example below shows how the XMLPARSE script works.

Syntax

```
rc = XMLPARSE—"filename" —"target" —
```

Syntax Details

rc The return code (rc) is "0" if no errors were detected. If the return code (rc) is "4", an error has occurred while processing the action.

filename

This is the filename where the parser should find the target. If this file is not valid or if the target is not found, the function returns "4".

target

This is the description of the target. Therefore, three values are allowed:

V Displays the values only.

N Displays the attribute names only.

ALL Displays the attribute names with their values.

Example script

This example script achieves the following:

1. It writes the parameter into the input file (Chapter 6, "XMLGEN," on page 207).
2. It calls the function "createconversation" with the specified files (-input tempin and -output tempout).
3. It parses the tempout file to print out all attributes.

```
/* REXX function */
call syscalls 'ON'
signal on error

name. = 0
name.1 = "conversationname"
name.2 = "conversationdescription"

val. = 0
val.1 = "Document Demo"
val.2 = "Document Demo Description"

rc = 4
```

```

i = 1

do while(name.i <> '0')
  rc = XMLGEN("tempin" name.i val.i)
  if (rc == 4) then do
    say "Error in function: createconversation while XMLGEN"
    exit
  end
  i = i+1
end;

rc = CB390CFG("-action 'createconversation' -xmlinput
'inputcreateconversation.xml' -input 'tempin' -output 'tempout'")
if (rc == 4) then do
  say "Error in function: createconversation"
  exit
end

rc = XMLPARSE("tempout" "ALL")
if (rc == 4) then do
  say "Error in function: createconversation while XMLPARSE"
  exit
end

error:
say "Error" rc "at line" sigl
say sourceline(sigl)
exit

```

Chapter 8. XMLFIND

This REXX script is for finding a special attribute in a file.

Note: Each line of the file must be formatted as follows:

attributename value

This function is similar to the XMLEXTRACT script (Chapter 9, "XMLEXTRACT," on page 213), but the XMLFIND script can only return the value of a known attribute.

Syntax

```
►► data = XMLFIND(—"filename"—"attributename"—)◄◄
```

Syntax Details

data

This is the value of the specified attribute.

filename

This is the filename where the script looks into to find the specified attribute.

attributename

This is the name of the attribute that the script should find in the specified file.

Example script

This example script achieves the following:

1. It writes the parameter into the input file (Chapter 6, "XMLGEN," on page 207).
2. It calls the function "createconversation" with the specified files (-input tempin and -output tempout).
3. It parses the tempout file for the attribute "conversationname".
4. It uses the attribute "conversationname" and its value to generate a new input file.
5. It uses the new input file to perform the function "commitconversation".

```
/* REXX function */
call syscalls 'ON'
signal on error

name. = 0
name.1 = "conversationname"
name.2 = "conversationdescription"

val. = 0
val.1 = "Document Demo"
val.2 = "Document Demo Description"

rc = 4
i = 1
```

```

do while(name.i <= '0')
  rc = XMLGEN("tempin" name.i val.i)
  if (rc == 4) then do
    say "Error in function: createconversation while XMLGEN"
    exit
  end
  i = i+1
end;

rc = CB390CFG("-action 'createconversation' -xmlinput
             'inputcreateconversation.xml' -input 'tempin' -output 'tempout'")
if (rc == 4) then do
  say "Error in function: createconversation"
  exit
end

rc = XMLFIND("tempout" "conversationname")
if (rc == 4) then do
  say "Error in function: commitconversation while XMLFIND"
  exit
end

name.1 = rc
i = 1

do while(name.i <> '0')
  rc = XMLGEN("tempin" name.i val.i)
  if (rc == 4) then do
    say "Error in function: commitconversation while XMLGEN"
    exit
  end
  i = i+1
end;

rc = CB390CFG("-action 'commitconversation'
             -xmlinput 'inputcommitconversation.xml'
             -input 'tempin' -output 'tempout'")
if (rc == 4) then do
  say "Error in function: commitconversation"
  exit
end
exit

error:
say "Error" rc "at line" sigl
say sourceline(sigl)
exit

```

Chapter 9. XMLEXTRACT

This REXX script extracts the attribute name or value from a special line in the specified file. This script can be used to read an output file of another REXX script line by line. This function is similar to the XMLFIND script (Chapter 8, "XMLFIND," on page 211), but the XMLEXTRACT script can search the input file for unknown REXX attributes or values.

Syntax

```
►► data = XMLEXTRACT—(—"inputfilename"—"line target"—)◄◄
```

Syntax Details

data

Specifies the returned data from the script. This can be an attribute name or a value.

inputfilename

This is the name of the input file. The format of each line in the file must be:

name value

line

This is the line number from where the script takes its data.

target

This specifies what the script should extract; the name or the value. Expected values are:

N Extracts the attribute name from the specified line.

V Extracts the attribute value from the specified line.

Example script

This example script will change the settings of a server. It achieves the following:

1. It lists the server which should be modified.
2. It writes the output into the tempout file.
3. It gets the attribute's name and its value and changes them, if this is desired.
4. It calls on XMLGEN to update the tempout file.
5. It calls the CB390CFG script (if all changes have already taken place).

```
/* REXX function */
call syscalls 'ON'
signal on error

sval. = 0
sname. = 0

name. = 0
name.1 = "conversationname"
name.2 = "servername"

val. = 0
val.1 = "Document Demo"
val.2 = "DEMOSRV"
```

```

rc = 4
i = 1
l = 1

do while(name.i <> '0')
  rc = XMLGEN("tempin" name.i val.i)
  if (rc == 4) then do
    say "Error in Function: listserver while XMLGEN"
    exit
  end
  i = i+1
end;

rc = CB390CFG("-action 'listserver' -xmlinput 'inputlistserver.xml'
              -input 'tempin' -output 'tempout'")
if (rc == 4) then do
  say "Error in Function: listserver"
  exit
end

do forever
  n = XMLEXTRACT("tempout" l "N")
  if n <> '0' then do
    sname.l = n
    if n = "serverdescription" then do
      sval.l = "New Description"
    end
    else if n = "garbagecollectioninterval" then do
      sval.l = "55555"
    end
    else do
      v = XMLEXTRACT("tempout" l "V")
      sval.l = v
    end
    rc = XMLGEN("tempin" sname.l sval.l)
    if (rc == 4) then do
      say "Error in Function: listserver while XMLGEN"
      exit
    end
  end
  else
    leave
  l=l+1
end

rc = CB390CFG("-action 'changeserver' -xmlinput 'inputchangeserver.xml'
              -input 'tempin' -output 'tempout'")
if (rc == 4) then do
  say "Error in Function: changeserver"
  exit
end
say "Server changed"
exit

error:
say "Error" rc "at line" sigl
say sourceline(sigl)
exit

```

Chapter 10. Default XML files

These files can be modified by the user. The values listed here are the default values of the SMEUI. These can be defined for only the create methods. All other methods have their own parameters which must be specified by the user.

inputcreateconversation.xml

```
<?xml version='1.0'?>
<!------->
<!-- File name: inputcreateconversation.xml -->
<!-- -->
<!-- Descriptive name: ... -->
<!-- -->
<!-- Proprietary statement: -->
<!-- -->
<!-- Licensed Material - Property of IBM -->
<!-- -->
<!-- 5655-A98 (C) Copyright IBM Corp. 2000 -->
<!-- All Rights Reserved. -->
<!-- U.S. Government users - RESTRICTED RIGHTS - Use, Duplication, or -->
<!-- Disclosure restricted by GSA-ADP schedule contract with IBM Corp. -->
<!-- Status = H28K510 -->
<!-- -->
<!-- Change history: -->
<!--$L0=OW44455, H28K510, 20000721, PDCG: Created. -->
<!-- -->
<!------->
<!-- internal DTD -->
<!DOCTYPE inputcreateconversation [
<!ELEMENT inputcreateconversation EMPTY>
<!ATTLIST inputcreateconversation
  conversationname CDATA #REQUIRED
  conversationdescription CDATA #IMPLIED
>
]>

<!--begin of default values-->
<inputcreateconversation
  conversationname = ''
  conversationdescription = ''
/>
```

inputdeleteconversation.xml

```
<?xml version='1.0'?>
<!------->
<!-- File name: inputdeleteconversation.xml -->
<!-- -->
<!-- Descriptive name: ... -->
<!-- -->
<!-- Proprietary statement: -->
<!-- -->
<!-- Licensed Material - Property of IBM -->
<!-- -->
<!-- 5655-A98 (C) Copyright IBM Corp. 2000 -->
<!-- All Rights Reserved. -->
<!-- U.S. Government users - RESTRICTED RIGHTS - Use, Duplication, or -->
<!-- Disclosure restricted by GSA-ADP schedule contract with IBM Corp. -->
<!-- Status = H28K510 -->
<!-- -->
```

```

<!-- Change history: -->
<!--$L0=OW44455, H28K510, 20000721, PDCG: Created. -->
<!-- -->
<!------->
<!-- internal DTD -->
<!DOCTYPE inputdeleteconversation [
<!ELEMENT inputdeleteconversation EMPTY>
<!ATTLIST inputdeleteconversation
  conversationname CDATA #REQUIRED
>
]>

<!--begin of default values-->
<inputdeleteconversation
  conversationname = ''
/>

```

inputchangeconversation.xml

```

<?xml version='1.0'?>
<!------->
<!-- File name: inputchangeconversation.xml -->
<!-- -->
<!-- Descriptive name: ... -->
<!-- -->
<!-- Proprietary statement: -->
<!-- -->
<!-- Licensed Material - Property of IBM -->
<!-- -->
<!-- 5655-F31 (C) Copyright IBM Corp. 2000, 2001 -->
<!-- All Rights Reserved. -->
<!-- U.S. Government users - RESTRICTED RIGHTS - Use, Duplication, or -->
<!-- Disclosure restricted by GSA-ADP schedule contract with IBM Corp. -->
<!-- Status = H28W400 -->
<!-- -->
<!-- Change history: -->
<!--$L0=MDxxxxx, H28W401, 20011128, PDDBR: Created. -->
<!-- -->
<!------->
<!-- internal DTD -->
<!DOCTYPE inputchangeconversation [
<!ELEMENT inputchangeconversation EMPTY>
<!ATTLIST inputchangeconversation
  conversationname CDATA #REQUIRED
  newconversationname CDATA #REQUIRED
  newconversationdescription CDATA #REQUIRED
>
]>

<!--begin of default values-->
<inputchangeconversation
  conversationname = ''
  newconversationname = ''
  newconversationdescription = ''
/>

```

inputcommitconversation.xml

```

<?xml version='1.0'?>
<!------->
<!-- File name: inputcommitconversation.xml -->
<!-- -->
<!-- Descriptive name: ... -->
<!-- -->
<!-- Proprietary statement: -->
<!-- -->

```



```

<!-- Licensed Material - Property of IBM -->
<!-- -->
<!-- 5655-A98 (C) Copyright IBM Corp. 2000 -->
<!-- All Rights Reserved. -->
<!-- U.S. Government users - RESTRICTED RIGHTS - Use, Duplication, or -->
<!-- Disclosure restricted by GSA-ADP schedule contract with IBM Corp. -->
<!-- Status = H28K510 -->
<!-- -->
<!-- Change history: -->
<!--$L0=OW44455, H28K510, 20000721, PDCG: Created. -->
<!-- -->
<!-- =====>
<!-- internal DTD -->
<!DOCTYPE inputcommitconversation [
<!ELEMENT inputcommitconversation EMPTY>
<!-- ATTLIST inputcommitconversation
conversationname CDATA #REQUIRED
>
]>

<!--begin of default values-->
<inputcommitconversation
conversationname = ''
/>

```

inputlistconversation.xml

```

<?xml version='1.0'?>
<!-- =====>
<!-- File name: inputlistconversation.xml -->
<!-- -->
<!-- Descriptive name: ... -->
<!-- -->
<!-- Proprietary statement: -->
<!-- -->
<!-- Licensed Material - Property of IBM -->
<!-- -->
<!-- 5655-A98 (C) Copyright IBM Corp. 2000 -->
<!-- All Rights Reserved. -->
<!-- U.S. Government users - RESTRICTED RIGHTS - Use, Duplication, or -->
<!-- Disclosure restricted by GSA-ADP schedule contract with IBM Corp. -->
<!-- Status = H28K510 -->
<!-- -->
<!-- Change history: -->
<!--$L0=OW44455, H28K510, 20000721, PDCG: Created. -->
<!-- -->
<!-- =====>
<!-- internal DTD -->
<!DOCTYPE inputlistconversation [
<!ELEMENT inputlistconversation EMPTY>
<!-- ATTLIST inputlistconversation
conversationname CDATA #REQUIRED
>
]>

<!--begin of default values-->
<inputlistconversation
conversationname = ''
/>

```

inputchangesysplex.xml

```

<?xml version='1.0'?>
<!-- =====>
<!-- File name: inputchangesysplex.xml -->
<!-- -->

```

```

<!-- Descriptive name: ... -->
<!-- -->
<!-- Proprietary statement: -->
<!-- -->
<!-- Licensed Material - Property of IBM -->
<!-- -->
<!-- 5655-F31 (C) Copyright IBM Corp. 2000, 2001 -->
<!-- All Rights Reserved. -->
<!-- U.S. Government users - RESTRICTED RIGHTS - Use, Duplication, or -->
<!-- Disclosure restricted by GSA-ADP schedule contract with IBM Corp. -->
<!-- Status = H28W400 -->
<!-- -->
<!-- Change history: -->
<!--$L0=0W44455, CB4.0_beta, 20001205, PDBL: Created. -->
<!-- -->
<!------->
<!-- internal DTD -->
<!DOCTYPE inputchangesysplex [
<!ELEMENT environment EMPTY>
<!ATTLIST environment
  value CDATA #REQUIRED
  name CDATA #REQUIRED
>
<!ELEMENT inputchangesysplex (environment*)>
<!ATTLIST inputchangesysplex
  conversationname CDATA #REQUIRED
  sysplexname CDATA #REQUIRED
  sysplexdescription CDATA #IMPLIED
  logstreamname CDATA #REQUIRED
  extended_connection_management CDATA #IMPLIED
>
]>

<!--begin of default values-->
<inputchangesysplex
  conversationname = ''
  sysplexname = ''
  sysplexdescription = ''
  logstreamname = ''
  extended_connection_management = ''
>
</inputchangesysplex>

```

inputlistsysplex.xml

```

<?xml version='1.0'?>
<!------->
<!-- File name: inputlistsysplex.xml -->
<!-- -->
<!-- Descriptive name: ... -->
<!-- -->
<!-- -->
<!-- Proprietary statement: -->
<!-- -->
<!-- Licensed Material - Property of IBM -->
<!-- 5655-F31 (C) Copyright IBM Corp. 2000, 2001 -->
<!-- -->
<!-- All Rights Reserved. -->
<!-- -->
<!-- U.S. Government users - RESTRICTED RIGHTS - Use, Duplication, or -->
<!-- Disclosure restricted by GSA-ADP schedule contract with IBM Corp. -->
<!-- -->
<!-- Status = H28W400 -->
<!-- -->
<!-- -->
<!-- Change history: -->
<!--$L0=0W44455, H28K510, 20001205, PDBL: Created. -->

```

```

<!-- ----->
<!-- internal DTD -->
<!DOCTYPE inputlistsysplex [
<!ELEMENT inputlistsysplex EMPTY>
<!ATTLIST inputlistsysplex
  conversationname CDATA #REQUIRED
  sysplexname CDATA #REQUIRED
>
]>

<!--begin of default values-->
<inputlistsysplex
  conversationname = ''
  sysplexname = ''
/>

```

inputcreatesystem.xml

```

<?xml version='1.0'?>
<!-- ----->
<!-- File name: inputcreatesystem.xml ----->
<!-- ----->
<!-- Descriptive name: ... ----->
<!-- ----->
<!-- Proprietary statement: ----->
<!-- ----->
<!-- Licensed Material - Property of IBM ----->
<!-- ----->
<!-- 5655-F31 (C) Copyright IBM Corp. 2000, 2001 ----->
<!-- All Rights Reserved. ----->
<!-- U.S. Government users - RESTRICTED RIGHTS - Use, Duplication, or ----->
<!-- Disclosure restricted by GSA-ADP schedule contract with IBM Corp. ----->
<!-- Status = H28W400 ----->
<!-- ----->
<!-- Change history: ----->
<!--$L0=0W44455, H28K510, 20001203, PDBL: Created. ----->
<!-- ----->
<!-- ----->
<!-- internal DTD -->
<!DOCTYPE inputcreatesystem [
<!ELEMENT inputcreatesystem EMPTY>
<!ATTLIST inputcreatesystem
  conversationname CDATA #REQUIRED
  systemname CDATA #REQUIRED
  systemdescription CDATA #IMPLIED
>
]>

<!--begin of default values-->
<inputcreatesystem
  conversationname = ''
  systemname = ''
  systemdescription = ''
/>

```

inputchangesystem.xml

```

<?xml version='1.0'?>
<!-- ----->
<!-- File name: inputchangesystem.xml ----->
<!-- ----->
<!-- Descriptive name: ... ----->
<!-- ----->
<!-- Proprietary statement: ----->
<!-- ----->

```

```

<!-- Licensed Material - Property of IBM -->
<!-- -->
<!-- 5655-F31 (C) Copyright IBM Corp. 2000, 2001 -->
<!-- All Rights Reserved. -->
<!-- U.S. Government users - RESTRICTED RIGHTS - Use, Duplication, or -->
<!-- Disclosure restricted by GSA-ADP schedule contract with IBM Corp. -->
<!-- Status = H28W400 -->
<!-- -->
<!-- Change history: -->
<!--$L0=OW44455, H28K510, 20000721, PDCG: Created. -->
<!--$L1=OW44455, CB4.0, 20001205, PDBL: OLT support, security enhancement -->
<!-- -->
<!------->
<!-- internal DTD -->
<!DOCTYPE inputchangesystem [
<!ELEMENT inputchangesystem EMPTY>
<!ATTLIST inputchangesystem
  conversationname CDATA #REQUIRED
  systemname CDATA #REQUIRED
  systemdescription CDATA #IMPLIED
>
]>

<!--begin of default values-->
<inputchangesystem
  conversationname = ''
  systemname = ''
  systemdescription = ''
>
</inputchangesystem>

```

inputlistsystem.xml

```

<?xml version='1.0'?>
<!------->
<!-- File name: inputlistsystem.xml -->
<!-- -->
<!-- Descriptive name: ... -->
<!-- -->
<!-- Proprietary statement: -->
<!-- -->
<!-- Licensed Material - Property of IBM -->
<!-- -->
<!-- 5655-F31 (C) Copyright IBM Corp. 2000, 2001 -->
<!-- All Rights Reserved. -->
<!-- U.S. Government users - RESTRICTED RIGHTS - Use, Duplication, or -->
<!-- Disclosure restricted by GSA-ADP schedule contract with IBM Corp. -->
<!-- Status = H28W400 -->
<!-- -->
<!-- Change history: -->
<!--$L0=OW44455, H28K510, 20001205, PDBL: Created. -->
<!-- -->
<!------->
<!-- internal DTD -->
<!DOCTYPE inputlistsystem [
<!ELEMENT inputlistsystem EMPTY>
<!ATTLIST inputlistsystem
  conversationname CDATA #REQUIRED
  systemname CDATA #REQUIRED
>
]>

<!--begin of default values-->
<inputlistsystem
  conversationname = ''
  systemname = ''
/>

```

inputdeletesystem.xml

```
<?xml version='1.0'?>
<!------->
<!-- File name: inputdeletesystem.xml -->
<!-- -->
<!-- Descriptive name: ... -->
<!-- -->
<!-- Proprietary statement: -->
<!-- -->
<!-- Licensed Material - Property of IBM -->
<!-- -->
<!-- 5655-F31 (C) Copyright IBM Corp. 2000, 2001 -->
<!-- All Rights Reserved. -->
<!-- U.S. Government users - RESTRICTED RIGHTS - Use, Duplication, or -->
<!-- Disclosure restricted by GSA-ADP schedule contract with IBM Corp. -->
<!-- Status = H28W400 -->
<!-- -->
<!-- Change history: -->
<!--$L0=OW44455, H28K510, 20000721, PDCG: Created. -->
<!-- -->
<!------->
<!-- internal DTD -->
<!DOCTYPE inputdeletesystem [
<!ELEMENT inputdeletesystem EMPTY>
<!ATTLIST inputdeletesystem
  conversationname CDATA #REQUIRED
  systemname CDATA #REQUIRED
>
]>

<!--begin of default values-->
<inputdeletesystem
  conversationname = ''
  systemname = ''
/>
```

inputcreateserver.xml

```
<?xml version='1.0'?>
<!------->
<!-- File name: inputcreateserver.xml -->
<!-- -->
<!-- Descriptive name: ... -->
<!-- -->
<!-- Proprietary statement: -->
<!-- -->
<!-- Licensed Material - Property of IBM -->
<!-- -->
<!-- 5655-F31 (C) Copyright IBM Corp. 2000, 2001 -->
<!-- All Rights Reserved. -->
<!-- U.S. Government users - RESTRICTED RIGHTS - Use, Duplication, or -->
<!-- Disclosure restricted by GSA-ADP schedule contract with IBM Corp. -->
<!-- Status = H28W400 -->
<!-- -->
<!-- Change history: -->
<!--$L0=OW44455, H28K510, 20000721, PDCG: Created. -->
<!--$L1=OW44455, CB4.0, 20001205, PDBL: OLT support, security enhancement -->
<!--$L2=OW44455, CB4.0, 20010124, PDBL: Kerberos, AssertedID support -->
<!-- -->
<!------->
<!-- internal DTD -->
<!DOCTYPE inputcreateserver [
<!ELEMENT security EMPTY>
<!ATTLIST security
  value CDATA #REQUIRED
>
```

```

>
<!ELEMENT environment EMPTY>
<!ATTLIST environment
  value CDATA #REQUIRED
  name CDATA #REQUIRED
>
<!ELEMENT inputcreateserver (environment*,security*)>
<!ATTLIST inputcreateserver
  acceptassertedid (Y|N) #REQUIRED
  allowkerberos (Y|N) #REQUIRED
  allownonauthenticatedclients (Y|N) #REQUIRED
  allowserverregiongarbagecollection (Y|N) #REQUIRED
  allowuseridpasswd (Y|N) #REQUIRED
  allowssl (Y|N) #REQUIRED
  allowsslclientcerts (Y|N) #REQUIRED
  conversationname CDATA #REQUIRED
  dcekeytabfile CDATA #REQUIRED
  dcequalityofprotection CDATA #REQUIRED
  debuggerallowed (Y|N) #REQUIRED
  garbagecollectioninterval CDATA #REQUIRED
  identityofthecontrolregion CDATA #REQUIRED
  identityoftheserverregion CDATA #REQUIRED
  isolationpolicy CDATA #REQUIRED
  localidentity CDATA #REQUIRED
  logstreamname CDATA #REQUIRED
  olthostname CDATA #REQUIRED
  oltpport CDATA #REQUIRED
  procname CDATA #REQUIRED
  productionserver (Y|N) #REQUIRED
  remoteidentity CDATA #REQUIRED
  replicationpolicy CDATA #REQUIRED
  sendassertedid (Y|N) #REQUIRED
  serverdescription CDATA #IMPLIED
  servername CDATA #REQUIRED
  serverregionjvmname CDATA #REQUIRED
  serverregionrequiresjvm (Y|N) #REQUIRED
  serverregionstacksize CDATA #REQUIRED
  smfwrserveractivity (Y|N) #REQUIRED
  smfwrcontaineractivity (Y|N) #REQUIRED
  smfwrserverinterval (Y|N) #REQUIRED
  smfwrcontainerinterval (Y|N) #REQUIRED
  smfintervallength CDATA #REQUIRED
  sslracfkeyring CDATA #REQUIRED
  sslv2timeout CDATA #REQUIRED
  sslv3timeout CDATA #REQUIRED
  transactionfactory (Y|N) #REQUIRED
  usedce (Y|N) #REQUIRED
  useibmconfidential (Y|N) #REQUIRED
  useridpassticket (Y|N) #REQUIRED
>
]>

<!--begin of default values-->
<inputcreateserver
  acceptassertedid = 'N'
  allowkerberos = 'N'
  allownonauthenticatedclients = 'N'
  allowserverregiongarbagecollection = 'Y'
  allowuseridpasswd = 'N'
  allowssl = 'N'
  allowsslclientcerts = 'N'
  conversationname = ''
  dcekeytabfile = ''
  dcequalityofprotection = 'No_Protection'
  debuggerallowed = N
  garbagecollectioninterval = '50000'
  identityofthecontrolregion = ''

```

```

identityoftheserverregion = ''
isolationpolicy = 'Multiple_Transactions_Per_Server_Region'
localidentity = ''
logstreamname = ''
olthostname = ''
oltport = '5000'
procname = ''
productionserver = Y
remoteidentity = ''
replicationpolicy = 'Replicate_As_Needed'
sendassertedid = 'N'
serverdescription = ''
servername = ''
serverregionjvmname = ''
serverregionrequiresjvm = 'N'
serverregionstacksize = ''
smfwrserveractivity = 'N'
smfwrcontaineractivity = 'N'
smfwrserverinterval = 'N'
smfwrcontainerinterval = 'N'
smfrintervallength = '3600'
sslracfkeyring = 'CBKeyring'
sslv2timeout = '100'
sslv3timeout = '600'
transactionfactory = 'N'
usedce = 'N'
useibmconfidential = 'N'
useridpassticket = 'N'
>
</inputcreateserver>

```

inputdeleteserver.xml

```

<?xml version='1.0'?>
<!------->
<!-- File name: inputdeleteserver.xml -->
<!-- -->
<!-- Descriptive name: ... -->
<!-- -->
<!-- Proprietary statement: -->
<!-- -->
<!-- Licensed Material - Property of IBM -->
<!-- -->
<!-- 5655-A98 (C) Copyright IBM Corp. 2000 -->
<!-- All Rights Reserved. -->
<!-- U.S. Government users - RESTRICTED RIGHTS - Use, Duplication, or -->
<!-- Disclosure restricted by GSA-ADP schedule contract with IBM Corp. -->
<!-- Status = H28K510 -->
<!-- -->
<!-- Change history: -->
<!--$L0=OW44455, H28K510, 20000721, PDCG: Created. -->
<!-- -->
<!------->
<!-- internal DTD -->
<!DOCTYPE inputdeleteserverinstance [
<!ELEMENT inputdeleteserverinstance EMPTY>
<!ATTLIST inputdeleteserverinstance
  conversationname CDATA #REQUIRED
  servername CDATA #REQUIRED
>
]>

<!--begin of default values-->
<inputdeleteserverinstance
  conversationname = ''
  servername = ''
/>

```

inputchangeserver.xml

```
<?xml version='1.0'?>
<!------->
<!-- File name: inputchangeserver.xml -->
<!-- -->
<!-- Descriptive name: ... -->
<!-- -->
<!-- Proprietary statement: -->
<!-- -->
<!-- Licensed Material - Property of IBM -->
<!-- -->
<!-- 5655-F31 (C) Copyright IBM Corp. 2000, 2001 -->
<!-- All Rights Reserved. -->
<!-- U.S. Government users - RESTRICTED RIGHTS - Use, Duplication, or -->
<!-- Disclosure restricted by GSA-ADP schedule contract with IBM Corp. -->
<!-- Status = H28W400 -->
<!-- -->
<!-- Change history: -->
<!--$L0=OW44455, H28K510, 20000721, PDCG: Created. -->
<!--$L1=OW44455, CB4.0, 20001205, PDBL: OLT support, security enhancement -->
<!--$L2=OW44455, CB4.0, 20010124, PDBL: Kerberos, AssertedID support -->
<!-- -->
<!------->
<!-- internal DTD -->
<!DOCTYPE inputchangeserver [
<!ELEMENT security EMPTY>
<!ATTLIST security
  value CDATA #REQUIRED
>
<!ELEMENT environment EMPTY><!ATTLIST environment
  value CDATA #REQUIRED
  name CDATA #REQUIRED
>
<!ELEMENT inputchangeserver (environment*,security*)>
<!ATTLIST inputchangeserver
  acceptassertedid CDATA #REQUIRED
  allowkerberos CDATA #REQUIRED
  allownonauthenticatedclients CDATA #REQUIRED
  allowserverregiongarbagecollection CDATA #REQUIRED
  allowuseridpasswd CDATA #REQUIRED
  allowssl CDATA #REQUIRED
  allowsslclientcerts CDATA #REQUIRED
  conversationname CDATA #REQUIRED
  dcekeytabfile CDATA #REQUIRED
  dcequalityofprotection CDATA #REQUIRED
  debuggerallowed CDATA #REQUIRED
  garbagecollectioninterval CDATA #REQUIRED
  identityofthecontrolregion CDATA #REQUIRED
  identityoftheserverregion CDATA #REQUIRED
  isolationpolicy CDATA #REQUIRED
  localidentity CDATA #REQUIRED
  logstreamname CDATA #IMPLIED
  olthostname CDATA #IMPLIED
  oltpport CDATA #REQUIRED
  procname CDATA #REQUIRED
  productionserver CDATA #REQUIRED
  remoteidentity CDATA #REQUIRED
  replicationpolicy CDATA #REQUIRED
  sendassertedid CDATA #REQUIRED
  serverdescription CDATA #IMPLIED
  servername CDATA #REQUIRED
  serverregionjvmname CDATA #IMPLIED
  serverregionrequiresjvm CDATA #REQUIRED
  serverregionstacksize CDATA #REQUIRED
  smfwrserveractivity CDATA #IMPLIED
  smfwrcontaineractivity CDATA #IMPLIED
```



```

smfwrserverinterval CDATA #IMPLIED
smfwrcontainerinterval CDATA #IMPLIED
smfintervallength CDATA #IMPLIED
sslracfkeyring CDATA #IMPLIED
sslv2timeout CDATA #REQUIRED
sslv3timeout CDATA #REQUIRED
transactionfactory CDATA #REQUIRED
usedce CDATA #REQUIRED
useibmconfidential CDATA #REQUIRED
useridpassticket CDATA #REQUIRED
>
]>

<!--begin of default values-->
<inputchangeserver
  acceptassertedid = ''
  allowkerberos = ''
  allownonauthenticatedclients = ''
  allowserverregiongarbagecollection = ''
  allowuseridpasswd = ''
  allowssl = ''
  allowsslclientcerts = ''
  conversationname = ''
  dcekeytabfile = ''
  dcequalityofprotection = ''
  debuggerallowed = ''
  garbagecollectioninterval = ''
  identityofthecontrolregion = ''
  identityoftheserverregion = ''
  isolationpolicy = ''
  localidentity = ''
  logstreamname = ''
  olthostname = ''
  oltpport = ''
  procname = ''
  productionserver = ''
  remoteidentity = ''
  replicationpolicy = ''
  sendassertedid = ''
  serverdescription = ''
  servername = ''
  serverregionjvmname = ''
  serverregionrequiresjvm = ''
  serverregionstacksize = ''
  smfwrserveractivity = ''
  smfwrcontaineractivity = ''
  smfwrserverinterval = ''
  smfwrcontainerinterval = ''
  smfintervallength = ''
  sslracfkeyring = ''
  sslv2timeout = ''
  sslv3timeout = ''
  transactionfactory = ''
  usedce = ''
  useibmconfidentail = ''
  useridpassticket = ''
>
</inputchangeserver>

```

inputlistserver.xml

```

<?xml version='1.0'?>
<!------->
<!-- File name: inputlistserver.xml -->
<!-- -->
<!-- Descriptive name: ... -->
<!-- -->

```

```

<!-- Proprietary statement: -->
<!-- -->
<!-- Licensed Material - Property of IBM -->
<!-- -->
<!-- 5655-A98 (C) Copyright IBM Corp. 2000 -->
<!-- All Rights Reserved. -->
<!-- U.S. Government users - RESTRICTED RIGHTS - Use, Duplication, or -->
<!-- Disclosure restricted by GSA-ADP schedule contract with IBM Corp. -->
<!-- Status = H28K510 -->
<!-- -->
<!-- Change history: -->
<!--$L0=OW44455, H28K510, 20000721, PDCG: Created. -->
<!-- -->
<!------->
<!-- internal DTD -->
<!DOCTYPE inputlistserver [
<!ELEMENT inputlistserver EMPTY>
<!ATTLIST inputlistserver
  conversationname CDATA #REQUIRED
  servername CDATA #REQUIRED
>
]>

<!--begin of default values-->
<inputlistserver
  conversationname = ''
  servername = ''
/>

```

inputimportserver.xml

```

<?xml version='1.0'?>
<!------->
<!-- File name: inputimportserver.xml -->
<!-- -->
<!-- Descriptive name: ... -->
<!-- -->
<!-- Proprietary statement: -->
<!-- -->
<!-- Licensed Material - Property of IBM -->
<!-- -->
<!-- 5655-F31 (C) Copyright IBM Corp. 2000, 2001 -->
<!-- All Rights Reserved. -->
<!-- U.S. Government users - RESTRICTED RIGHTS - Use, Duplication, or -->
<!-- Disclosure restricted by GSA-ADP schedule contract with IBM Corp. -->
<!-- Status = H28W401 -->
<!-- -->
<!-- Change history: -->
<!--$L0=MD1xxxx, H28W401, 20011018, PDRK: Created. -->
<!-- -->
<!------->
<!-- internal DTD -->
<!DOCTYPE inputimportserver [
<!ELEMENT inputimportserver EMPTY>
<!ATTLIST inputimportserver
  conversationname CDATA #REQUIRED
  inputdirectory CDATA #REQUIRED
  oldservername CDATA #REQUIRED
  servername CDATA #REQUIRED
>
]>

<!--begin of default values-->
<inputimportserver
  conversationname = ''
  inputdirectory = ''

```

```

    oldservername = ''
    servername = ''
>
</inputimportserver>

```

inputexportserver.xml

```

<?xml version='1.0'?>
<!--=====-->
<!-- File name: inputexportserver.xml -->
<!-- -->
<!-- Descriptive name: ... -->
<!-- -->
<!-- Proprietary statement: -->
<!-- -->
<!-- Licensed Material - Property of IBM -->
<!-- -->
<!-- 5655-F31 (C) Copyright IBM Corp. 2000, 2001 -->
<!-- All Rights Reserved. -->
<!-- U.S. Government users - RESTRICTED RIGHTS - Use, Duplication, or -->
<!-- Disclosure restricted by GSA-ADP schedule contract with IBM Corp. -->
<!-- Status = H28W401 -->
<!-- -->
<!-- Change history: -->
<!--$L0=MD1xxx, H28W401, 20011018, PDRK: Created. -->
<!-- -->
<!--=====-->
<!-- internal DTD -->
<!DOCTYPE inputexportserver [
<!ELEMENT inputexportserver EMPTY>
<!ATTLIST inputexportserver
  conversationname CDATA #REQUIRED
  outputdirectory CDATA #REQUIRED
  servername CDATA #REQUIRED
>
]>

<!--begin of default values-->
<inputexportserver
  conversationname = ''
  outputdirectory = ''
  servername = ''
>
</inputexportserver>

```

inputlistj2eeapplication.xml

```

<?xml version='1.0'?>
<!--=====-->
<!-- File name: inputlistj2eeapplication.xml -->
<!-- -->
<!-- Descriptive name: ... -->
<!-- -->
<!-- Proprietary statement: -->
<!-- -->
<!-- Licensed Material - Property of IBM -->
<!-- -->
<!-- 5655-A98 (C) Copyright IBM Corp. 2000 -->
<!-- All Rights Reserved. -->
<!-- U.S. Government users - RESTRICTED RIGHTS - Use, Duplication, or -->
<!-- Disclosure restricted by GSA-ADP schedule contract with IBM Corp. -->
<!-- Status = H28K510 -->
<!-- -->
<!-- Change history: -->
<!--$L0=OW44455, H28K510, 20010125, PDBL: Created. -->
<!-- -->

```

```

<!--=====-->
<!-- internal DTD -->
<!DOCTYPE inputlistj2eeapplication [
<!ELEMENT inputlistj2eeapplication EMPTY>
<!ATTLIST inputlistj2eeapplication
conversationname CDATA #REQUIRED
j2eeservername CDATA #REQUIRED
j2eeapplicationname CDATA #REQUIRED
>
]>

<!--begin of default values-->
<inputlistj2eeapplication
conversationname = ''
j2eeservername = ''
j2eeapplicationname = ''
/>

```

inputdeletej2eeapplication.xml

```

<?xml version='1.0'?>
<!--=====-->
<!-- File name: inputdeletej2eeapplication.xml -->
<!-- -->
<!-- Descriptive name: ... -->
<!-- -->
<!-- Proprietary statement: -->
<!-- -->
<!-- Licensed Material - Property of IBM -->
<!-- -->
<!-- 5655-A98 (C) Copyright IBM Corp. 2001 -->
<!-- All Rights Reserved. -->
<!-- U.S. Government users - RESTRICTED RIGHTS - Use, Duplication, or -->
<!-- Disclosure restricted by GSA-ADP schedule contract with IBM Corp. -->
<!-- Status = H28K510 -->
<!-- -->
<!-- Change history: -->
<!--$L0=OW44455, CB4.0, 20000124, PDBL: Created -->
<!-- -->
<!--=====-->
<!-- internal DTD -->
<!DOCTYPE inputdeletej2eeapplication [
<!ELEMENT inputdeletej2eeapplication EMPTY>
<!ATTLIST inputdeletej2eeapplication
conversationname CDATA #REQUIRED
j2eeservername CDATA #REQUIRED
j2eeapplicationname CDATA #REQUIRED
>
]>

<!--begin of default values-->
<inputdeletej2eeapplication
conversationname = ''
j2eeservername = ''
j2eeapplicationname = ''
/>

```

inputlistj2eecomponents.xml

```

<?xml version='1.0'?>
<!--=====-->
<!-- File name: inputlistj2eecomponents.xml -->
<!-- -->
<!-- Descriptive name: ... -->
<!-- -->
<!-- Proprietary statement: -->

```

```

<!--                                     -->
<!-- Licensed Material - Property of IBM   -->
<!--                                     -->
<!-- 5655-A98 (C) Copyright IBM Corp. 2000 -->
<!-- All Rights Reserved.                 -->
<!-- U.S. Government users - RESTRICTED RIGHTS - Use, Duplication, or -->
<!-- Disclosure restricted by GSA-ADP schedule contract with IBM Corp. -->
<!-- Status = H28K510                     -->
<!--                                     -->
<!-- Change history:                       -->
<!--$L0=OW44455, H28K510, 20010125, PDBL: Created. -->
<!--                                     -->
<!--===== -->
<!-- internal DTD -->
<!DOCTYPE inputlistj2eecomponents [
<ELEMENT inputlistj2eecomponents EMPTY>
<ATTLIST inputlistj2eecomponents
  conversationname CDATA #REQUIRED
  j2eeservername CDATA #REQUIRED
  j2eeapplicationname CDATA #REQUIRED
  modulename CDATA #REQUIRED
  componentname CDATA #REQUIRED
>
]>

<!--begin of default values-->
<inputlistj2eecomponents
  conversationname = ''
  j2eeservername = ''
  j2eeapplicationname = ''
  modulename = ''
  componentname = ''
/>

```

inputlistj2eemodules.xml

```

<?xml version='1.0'?>
<!--===== -->
<!-- File name: inputlistj2eemodules.xml -->
<!--                                     -->
<!-- Descriptive name: ...                 -->
<!--                                     -->
<!-- Proprietary statement:               -->
<!--                                     -->
<!-- Licensed Material - Property of IBM   -->
<!-- 5655-F31 (C) Copyright IBM Corp. 2000, 2001 -->
<!--                                     -->
<!-- All Rights Reserved.                 -->
<!--                                     -->
<!-- U.S. Government users - RESTRICTED RIGHTS - Use, Duplication, or -->
<!-- Disclosure restricted by GSA-ADP schedule contract with IBM Corp. -->
<!--                                     -->
<!-- Status = H28W400                     -->
<!--                                     -->
<!-- Change history:                       -->
<!--$L0=OW44455, H28K510, 20010125, PDBL: Created. -->
<!--                                     -->
<!--===== -->
<!-- internal DTD -->
<!DOCTYPE inputlistj2eemodules [
<ELEMENT inputlistj2eemodules EMPTY>
<ATTLIST inputlistj2eemodules
  conversationname CDATA #REQUIRED
  j2eeservername CDATA #REQUIRED
  j2eeapplicationname CDATA #REQUIRED

```

```

    modulename CDATA #REQUIRED
  >
] >

<!--begin of default values-->
<inputlistj2eemodules
  conversationname = ''
  j2eeservername = ''
  j2eeapplicationname = ''
  modulename = ''
/>

```

inputcreatej2eeserver.xml

```

<?xml version='1.0'?>
<!------->
<!-- File name: inputcreatej2eeserver.xml -->
<!-- -->
<!-- Descriptive name: ... -->
<!-- -->
<!-- Proprietary statement: -->
<!-- -->
<!-- Licensed Material - Property of IBM -->
<!-- 5655-F31 (C) Copyright IBM Corp. 2000, 2001 -->
<!-- -->
<!-- All Rights Reserved. -->
<!-- -->
<!-- U.S. Government users - RESTRICTED RIGHTS - Use, Duplication, or -->
<!-- Disclosure restricted by GSA-ADP schedule contract with IBM Corp. -->
<!-- -->
<!-- Status = H28W401 -->
<!-- -->
<!-- Change history: -->
<!--$L0=OW44455, H28K510, 20000721, PDBL: Created. -->
<!--$L1=OW44455, CB4.0, 20001205, PDBL: OLT support, security enhancement -->
<!--$L2=OW44455, CB4.0, 20010125, PDBL: kerberos, assertedID support -->
<!--$P0=OW44455, CB4.01,20011114, PDBR: jvm properties are deprecated -->
<!-- -->
<!------->
<!-- internal DTD -->
<!DOCTYPE inputcreatej2eeserver [
<!ELEMENT security EMPTY>
<!ATTLIST security
  value CDATA #REQUIRED
>
<!ELEMENT environment EMPTY>
<!ATTLIST environment
  value CDATA #REQUIRED
  name CDATA #REQUIRED
>
<!ELEMENT inputcreatej2eeserver (environment*,security*)>
<!ATTLIST inputcreatej2eeserver
  acceptassertedid (Y|N) #REQUIRED
  allowkerberos (Y|N) #REQUIRED
  allownonauthenticatedclients (Y|N) #REQUIRED
  allowserverregiongarbagecollection (Y|N) #REQUIRED
  allowuseridpasswd (Y|N) #REQUIRED
  allowssl (Y|N) #REQUIRED
  allowsslclientcerts (Y|N) #REQUIRED
  conversationname CDATA #REQUIRED
  dcekeytabfile CDATA #REQUIRED
  dcequalityofprotection CDATA #REQUIRED
  debuggerallowed (Y|N) #REQUIRED
  enablerunasidentity (Y|N) #REQUIRED
  garbagecollectioninterval CDATA #REQUIRED
  identityofthecontrolregion CDATA #REQUIRED

```

```

identityoftheserverregion CDATA #REQUIRED
isolationpolicy CDATA #REQUIRED
j2eeserverdescription CDATA #IMPLIED
j2eeservername CDATA #REQUIRED
localidentity CDATA #REQUIRED
logstreamname CDATA #REQUIRED
olthostname CDATA #REQUIRED
oltport CDATA #REQUIRED
procname CDATA #REQUIRED
productionserver (Y|N) #REQUIRED
remoteidentity CDATA #REQUIRED
replicationpolicy CDATA #REQUIRED
sendassertedid (Y|N) #REQUIRED
serverregionjvmname CDATA #IMPLIED
serverregionrequiresjvm (Y|N) #IMPLIED
serverregionstacksize CDATA #REQUIRED
smfwrserveractivity (Y|N) #REQUIRED
smfwrcontaineractivity (Y|N) #REQUIRED
smfwrserverinterval (Y|N) #REQUIRED
smfwrcontainerinterval (Y|N) #REQUIRED
smfrintervallength CDATA #REQUIRED
sslracfkeyring CDATA #REQUIRED
sslv2timeout CDATA #REQUIRED
sslv3timeout CDATA #REQUIRED
transactionfactory (Y|N) #REQUIRED
usedce (Y|N) #REQUIRED
useibmconfidential (Y|N) #REQUIRED
useridpassticket (Y|N) #REQUIRED
>
]>

<!--begin of default values-->
<inputcreatej2eeserver
  acceptassertedid = 'N'
  allowkerberos = 'N'
  allownonauthenticatedclients = 'N'
  allowserverregiongarbagecollection = 'Y'
  allowuseridpasswd = 'N'
  allowssl = 'N'
  allowsslclientcerts = 'N'
  conversationname = ''
  dcekeytabfile = ''
  dcequalityofprotection = 'No_Protection'
  debuggerallowed = 'N'
  enablerunasidentity = 'N'
  garbagecollectioninterval = '50000'
  identityofthecontrolregion = ''
  identityoftheserverregion = ''
  isolationpolicy = 'Multiple_Transactions_Per_Server_Region'
  j2eeserverdescription = ''
  j2eeservername = ''
  localidentity = ''
  logstreamname = ''
  olthostname = ''
  oltport = '5000'
  procname = ''
  productionserver = 'Y'
  remoteidentity = ''
  replicationpolicy = 'Replicate_As_Needed'
  sendassertedid = 'N'
  serverregionjvmname = ''
  serverregionrequiresjvm = 'Y'
  serverregionstacksize = ''
  smfwrserveractivity = 'N'
  smfwrcontaineractivity = 'N'
  smfwrserverinterval = 'N'
  smfwrcontainerinterval = 'N'

```

```

    smfintervallength = '3600'
    sslracfkeyring = 'CBKeyring'
    sslv2timeout = '100'
    sslv3timeout = '600'
    transactionfactory = 'N'
    usedce = 'N'
    useibmconfidential = 'N'
    useridpassticket = 'N'
  >
</inputcreatej2eeserver>

```

inputdeletej2eeserver.xml

```

<?xml version='1.0'?>
<!--=====-->
<!-- File name: inputdeletej2eeserver.xml -->
<!-- -->
<!-- Descriptive name: ... -->
<!-- -->
<!-- Proprietary statement: -->
<!-- -->
<!-- Licensed Material - Property of IBM -->
<!-- -->
<!-- 5655-A98 (C) Copyright IBM Corp. 2001 -->
<!-- All Rights Reserved. -->
<!-- U.S. Government users - RESTRICTED RIGHTS - Use, Duplication, or -->
<!-- Disclosure restricted by GSA-ADP schedule contract with IBM Corp. -->
<!-- Status = H28K510 -->
<!-- -->
<!-- Change history: -->
<!--$L0=0W44455, CB4.0, 20000124, PDBL: Created -->
<!-- -->
<!--=====-->
<!-- internal DTD -->
<!DOCTYPE inputdeletej2eeserver [
<!ELEMENT inputdeletej2eeserver EMPTY>
<!ATTLIST inputdeletej2eeserver
  conversationname CDATA #REQUIRED
  j2eeservername CDATA #REQUIRED
>
]>

<!--begin of default values-->
<inputj2eedeleteserver
  conversationname = ''
  j2eeservername = ''
/>

```

inputchangej2eeserver.xml

```

<?xml version='1.0'?>
<!--=====-->
<!-- File name: inputchangej2eeserver.xml -->
<!-- -->
<!-- Descriptive name: ... -->
<!-- -->
<!-- Proprietary statement: -->
<!-- -->
<!-- -->
<!-- Licensed Material - Property of IBM -->
<!-- 5655-F31 (C) Copyright IBM Corp. 2000, 2001 -->
<!-- -->
<!-- All Rights Reserved. -->
<!-- -->
<!-- U.S. Government users - RESTRICTED RIGHTS - Use, Duplication, or -->
<!-- Disclosure restricted by GSA-ADP schedule contract with IBM Corp. -->

```



```

<!--                                          -->
<!--   Status = H28W400                      -->
<!--                                          -->
<!--   Change history:                      -->
<!--$L0=OW44455, H28K510, 20000721, PDBL: Created. -->
<!--$L1=OW44455, CB4.0, 20001205, PDBL: OLT support, security enhancement -->
<!--$L2=OW44455, CB4.0, 20010125, PDBL: kerberos, assertedID support -->
<!--                                          -->
<!--=====-->
<!-- internal DTD -->
<!DOCTYPE inputchangej2eeserver [
<!ELEMENT security EMPTY>
<!ATTLIST security
  value CDATA #REQUIRED
>
<!ELEMENT environment EMPTY><!ATTLIST environment
  value CDATA #REQUIRED
  name CDATA #REQUIRED
>
<!ELEMENT inputchangej2eeserver (environment*,security*)>
<!ATTLIST inputchangej2eeserver
  acceptassertedid CDATA #REQUIRED
  allowkerberos CDATA #REQUIRED
  allownonauthenticatedclients CDATA #REQUIRED
  allowserverregiongarbagecollection CDATA #REQUIRED
  allowuseridpasswd CDATA #REQUIRED
  allowssl CDATA #REQUIRED
  allowsslclientcerts CDATA #REQUIRED
  conversationname CDATA #REQUIRED
  dcekeytabfile CDATA #REQUIRED
  dcequalityofprotection CDATA #REQUIRED
  debuggerallowed CDATA #REQUIRED
  enablerunasidentity CDATA #REQUIRED
  garbagecollectioninterval CDATA #REQUIRED
  identityofthecontrolregion CDATA #REQUIRED
  identityoftheserverregion CDATA #REQUIRED
  isolationpolicy CDATA #REQUIRED
  j2eeserverdescription CDATA #IMPLIED
  j2eeservername CDATA #REQUIRED
  localidentity CDATA #REQUIRED
  logstreamname CDATA #IMPLIED
  olthostname CDATA #IMPLIED
  oltpport CDATA #REQUIRED
  procname CDATA #IMPLIED
  productionserver CDATA #REQUIRED
  remoteidentity CDATA #REQUIRED
  replicationpolicy CDATA #REQUIRED
  sendassertedid CDATA #REQUIRED
  serverregionjvmname CDATA #IMPLIED
  serverregionrequiresjvm CDATA #IMPLIED
  serverregionstacksize CDATA #REQUIRED
  smfwrserveractivity CDATA #REQUIRED
  smfwrcontaineractivity CDATA #REQUIRED
  smfwrserverinterval CDATA #REQUIRED
  smfwrcontainerinterval CDATA #REQUIRED
  smfrintervallength CDATA #REQUIRED
  sslracfkeyring CDATA #REQUIRED
  sslv2timeout CDATA #REQUIRED
  sslv3timeout CDATA #REQUIRED
  transactionfactory CDATA #REQUIRED
  usedce CDATA #REQUIRED
  useibmconfidential CDATA #REQUIRED
  useridpassticket CDATA #REQUIRED
>
]>

<!--begin of default values-->

```

```

<inputchangej2eeserver
  acceptassertedid = ''
  allowkerberos = ''
  allownonauthenticatedclients = ''
  allowserverregiongarbagecollection = ''
  allowuseridpasswd = ''
  allowssl = ''
  allowsslclientcerts = ''
  conversationname = ''
  dcekeytabfile = ''
  dcequalityofprotection = ''
  debuggerallowed = ''
  enablerunasidentity = ''
  garbagecollectioninterval = ''
  identityofthecontrolregion = ''
  identityoftheserverregion = ''
  isolationpolicy = ''
  j2eeserverdescription = ''
  j2eeservername = ''
  localidentity = ''
  logstreamname = ''
  olthostname = ''
  oltpport = ''
  procname = ''
  productionserver = ''
  remoteidentity = ''
  replicationpolicy = ''
  sendassertedid = ''
  serverregionjvmname = ''
  serverregionrequiresjvm = ''
  serverregionstacksize = ''
  smfwrserveractivity = ''
  smfwrcontaineractivity = ''
  smfwrserverinterval = ''
  smfwrcontainerinterval = ''
  smfintervallength = ''
  sslracfkeyring = ''
  sslv2timeout = ''
  sslv3timeout = ''
  transactionfactory = ''
  usedce = ''
  useibmconfidential = ''
  useridpassticket = ''
>
</inputchangej2eeserver>

```

inputlistj2eeserver.xml

```

<?xml version='1.0'?>
<!------->
<!-- File name: inputlistj2eeserver.xml -->
<!-- -->
<!-- Descriptive name: ... -->
<!-- -->
<!-- Proprietary statement: -->
<!-- -->
<!-- Licensed Material - Property of IBM -->
<!-- -->
<!-- 5655-A98 (C) Copyright IBM Corp. 2001 -->
<!-- All Rights Reserved. -->
<!-- U.S. Government users - RESTRICTED RIGHTS - Use, Duplication, or -->
<!-- Disclosure restricted by GSA-ADP schedule contract with IBM Corp. -->
<!-- Status = H28K510 -->
<!-- -->
<!-- Change history: -->
<!--$L0=0W44455, CB4.0, 20000124, PDBL: Created -->
<!-- -->

```

```

<!------->
<!-- internal DTD -->
<!DOCTYPE inputlistj2eeserver [
<!ELEMENT inputlistj2eeserver EMPTY>
<!ATTLIST inputlistj2eeserver
  conversationname CDATA #REQUIRED
  j2eeservername CDATA #REQUIRED
>
]>

<!--begin of default values-->
<inputlistj2eeserver
  conversationname = ''
  j2eeservername = ''
/>

```

inputimportj2eeserver.xml

```

<?xml version='1.0'?>
<!------->
<!-- File name: inputimportj2eeserver.xml -->
<!-- -->
<!-- Descriptive name: ... -->
<!-- -->
<!-- Proprietary statement: -->
<!-- -->
<!-- Licensed Material - Property of IBM -->
<!-- -->
<!-- 5655-F31 (C) Copyright IBM Corp. 2000, 2001 -->
<!-- All Rights Reserved. -->
<!-- U.S. Government users - RESTRICTED RIGHTS - Use, Duplication, or -->
<!-- Disclosure restricted by GSA-ADP schedule contract with IBM Corp. -->
<!-- Status = H28W401 -->
<!-- -->
<!-- Change history: -->
<!--$L0=MD1xxxx, H28W401, 20011018, PDRK: Created. -->
<!-- -->
<!------->
<!-- internal DTD -->
<!DOCTYPE inputimportj2eeserver [
<!ELEMENT inputimportj2eeserver EMPTY>
<!ATTLIST inputimportj2eeserver
  conversationname CDATA #REQUIRED
  inputdirectory CDATA #REQUIRED
  oldservername CDATA #REQUIRED
  servername CDATA #REQUIRED
>
]>

<!--begin of default values-->
<inputimportj2eeserver
  conversationname = ''
  inputdirectory = ''
  oldservername = ''
  servername = ''
>
</inputimportj2eeserver>

```

inputexportj2eeserver.xml

```

<?xml version='1.0'?>
<!------->
<!-- File name: inputexportj2eeserver.xml -->
<!-- -->
<!-- Descriptive name: ... -->
<!-- -->

```

```

<!-- Proprietary statement: -->
<!-- -->
<!-- Licensed Material - Property of IBM -->
<!-- -->
<!-- 5655-F31 (C) Copyright IBM Corp. 2000, 2001 -->
<!-- All Rights Reserved. -->
<!-- U.S. Government users - RESTRICTED RIGHTS - Use, Duplication, or -->
<!-- Disclosure restricted by GSA-ADP schedule contract with IBM Corp. -->
<!-- Status = H28W401 -->
<!-- -->
<!-- Change history: -->
<!--$L0=MD1xxxx, H28W401, 20011018, PDRK: Created. -->
<!-- -->
<!------->
<!-- internal DTD -->
<!DOCTYPE inputexportj2eeserver [
<!ELEMENT inputexportj2eeserver EMPTY>
<!ATTLIST inputexportj2eeserver
  conversationname CDATA #REQUIRED
  outputdirectory CDATA #REQUIRED
  servername CDATA #REQUIRED
>
]>

<!--begin of default values-->
<inputexportj2eeserver
  conversationname = ''
  outputdirectory = ''
  servername = ''
>
</inputexportj2eeserver>

```

inputcreateserverinstance.xml

```

<?xml version='1.0'?>
<!------->
<!-- File name: inputcreateserverinstance.xml -->
<!-- -->
<!-- Descriptive name: ... -->
<!-- -->
<!-- Proprietary statement: -->
<!-- -->
<!-- Licensed Material - Property of IBM -->
<!-- -->
<!-- 5655-A98 (C) Copyright IBM Corp. 2000, 2001 -->
<!-- All Rights Reserved. -->
<!-- U.S. Government users - RESTRICTED RIGHTS - Use, Duplication, or -->
<!-- Disclosure restricted by GSA-ADP schedule contract with IBM Corp. -->
<!-- Status = H28K510 -->
<!-- -->
<!-- Change history: -->
<!--$L0=OW44455, H28K510, 20000721, PDBL: Created. -->
<!--$L1=OW44455, CB4.0, 20010124, PDBL: attribute configportnumber added -->
<!--$L2=OW44455, CB4.x, 20010226, PDBL: attribute sslfirewallport added -->
<!-- -->
<!------->
<!-- internal DTD -->
<!DOCTYPE inputcreateserverinstance [
<!ELEMENT environment EMPTY>
<!ATTLIST environment
  value CDATA #REQUIRED
  name CDATA #REQUIRED
>
<!ELEMENT inputcreateserverinstance (environment*)>
<!ATTLIST inputcreateserverinstance
  conversationname CDATA #REQUIRED
  servername CDATA #REQUIRED

```

```

serverinstancename CDATA #REQUIRED
serverinstancedescription CDATA #IMPLIED
systemname CDATA #REQUIRED
logstreamname CDATA #IMPLIED
configportnumber CDATA #REQUIRED
sslfirewallport CDATA #REQUIRED
>
]>

<!--begin of default values-->
<inputcreateserverinstance
  conversationname = ''
  servername = ''
  serverinstancename = ''
  serverinstancedescription = ''
  systemname = 'SY1'
  logstreamname = ''
  configportnumber = '9000'
  sslfirewallport = '0'
>
</inputcreateserverinstance>

```

inputdeleteserverinstance.xml

```

<?xml version='1.0'?>
<!------->
<!-- File name: inputdeleteserverinstance.xml -->
<!-- -->
<!-- Descriptive name: ... -->
<!-- -->
<!-- Proprietary statement: -->
<!-- -->
<!-- Licensed Material - Property of IBM -->
<!-- -->
<!-- 5655-A98 (C) Copyright IBM Corp. 2000 -->
<!-- All Rights Reserved. -->
<!-- U.S. Government users - RESTRICTED RIGHTS - Use, Duplication, or -->
<!-- Disclosure restricted by GSA-ADP schedule contract with IBM Corp. -->
<!-- Status = H28K510 -->
<!-- -->
<!-- Change history: -->
<!--$L0=OW44455, H28K510, 20000721, PDCG: Created. -->
<!-- -->
<!------->
<!-- internal DTD -->
<!DOCTYPE inputdeleteserverinstance [
<!ELEMENT inputdeleteserverinstance EMPTY>
<!ATTLIST inputdeleteserverinstance
  conversationname CDATA #REQUIRED
  servername CDATA #REQUIRED
  serverinstancename CDATA #REQUIRED
>
]>

<!--begin of default values-->
<inputdeleteserverinstance
  conversationname = ''
  servername = ''
  serverinstancename = ''
/>

```

inputchangeserverinstance.xml

```
<?xml version='1.0'?>
<!------->
<!-- File name: inputchangeserverinstance.xml -->
<!-- -->
<!-- Descriptive name: ... -->
<!-- -->
<!-- Proprietary statement: -->
<!-- -->
<!-- Licensed Material - Property of IBM -->
<!-- -->
<!-- 5655-A98 (C) Copyright IBM Corp. 2000, 2001 -->
<!-- All Rights Reserved. -->
<!-- U.S. Government users - RESTRICTED RIGHTS - Use, Duplication, or -->
<!-- Disclosure restricted by GSA-ADP schedule contract with IBM Corp. -->
<!-- Status = H28K510 -->
<!-- -->
<!-- Change history: -->
<!--$L0=OW44455, H28K510, 20000721, PDBL: Created. -->
<!--$L1=OW44455, CB4.0, 20010124, PDBL: attribute configportnumber added -->
<!--$L2=OW44455, CB4.x, 20010226, PDBL: attribute sslfirewallport added -->
<!-- -->
<!------->
<!-- internal DTD -->
<!DOCTYPE inputchangeserverinstance [
<!ELEMENT environment EMPTY>
<!ATTLIST environment
value CDATA #REQUIRED
name CDATA #REQUIRED
>
<!ELEMENT inputchangeserverinstance (environment*)>
<!ATTLIST inputchangeserverinstance
conversationname CDATA #REQUIRED
servername CDATA #REQUIRED
serverinstancename CDATA #REQUIRED
serverinstancedescription CDATA #IMPLIED
systemname CDATA #REQUIRED
logstreamname CDATA #IMPLIED
configportnumber CDATA #REQUIRED
sslfirewallport CDATA #REQUIRED
>
]>

<!--begin of default values-->
<inputchangeserverinstance
conversationname = ''
servername = ''
serverinstancename = ''
serverinstancedescription = ''
systemname = ''
logstreamname = ''
configportnumber = ''
sslfirewallport = ''
>
</inputchangeserverinstance>
```

inputlistserverinstance.xml

```
<?xml version='1.0'?>
<!------->
<!-- File name: inputlistserverinstance.xml -->
<!-- -->
<!-- Descriptive name: ... -->
<!-- -->
<!-- Proprietary statement: -->
```

```

<!--                                     -->
<!-- Licensed Material - Property of IBM   -->
<!--                                     -->
<!-- 5655-A98 (C) Copyright IBM Corp. 2000 -->
<!-- All Rights Reserved.                 -->
<!-- U.S. Government users - RESTRICTED RIGHTS - Use, Duplication, or -->
<!-- Disclosure restricted by GSA-ADP schedule contract with IBM Corp. -->
<!-- Status = H28K510                     -->
<!--                                     -->
<!-- Change history:                       -->
<!--$L0=OW44455, H28K510, 20000721, PDCG: Created. -->
<!--                                     -->
<!--=====-->
<!-- internal DTD -->
<!DOCTYPE inputlistserverinstance [
<ELEMENT inputlistserverinstance EMPTY>
<!ATTLIST inputlistserverinstance
  conversationname CDATA #REQUIRED
  servername CDATA #REQUIRED
  serverinstancename CDATA #REQUIRED
>
]>

<!--begin of default values-->
<inputlistserverinstance
  conversationname = ''
  servername = ''
  serverinstancename = ''
/>

```

inputcreatecontainer.xml

```

<?xml version='1.0'?>
<!--=====-->
<!-- File name: inputcreatecontainer.xml   -->
<!--                                     -->
<!-- Descriptive name: ...                 -->
<!--                                     -->
<!-- Proprietary statement:               -->
<!--                                     -->
<!-- Licensed Material - Property of IBM   -->
<!--                                     -->
<!-- 5655-A98 (C) Copyright IBM Corp. 2000 -->
<!-- All Rights Reserved.                 -->
<!-- U.S. Government users - RESTRICTED RIGHTS - Use, Duplication, or -->
<!-- Disclosure restricted by GSA-ADP schedule contract with IBM Corp. -->
<!-- Status = H28K510                     -->
<!--                                     -->
<!-- Change history:                       -->
<!--$L0=OW44455, H28K510, 20000721, PDCG: Created. -->
<!--                                     -->
<!--=====-->
<!-- internal DTD -->
<!DOCTYPE inputcreatecontainer [
<ELEMENT inputcreatecontainer EMPTY>
<!ATTLIST inputcreatecontainer
  conversationname CDATA #REQUIRED
  servername CDATA #REQUIRED
  containername CDATA #REQUIRED
  containerdescription CDATA #IMPLIED
  aclcheckrequired (Y|N) #REQUIRED
  activationisolationpolicy CDATA #REQUIRED
  passivationconstraints CDATA #REQUIRED
  managedobjectrefreshpolicy CDATA #REQUIRED
  transactionpolicy CDATA #REQUIRED
>
]>

```

```

<!--begin of default values-->
<inputcreatecontainer
  conversationname = ''
  servername = ''
  containername = ''
  containerdescription = ''
  aclcheckrequired = 'N'
  activationisolationpolicy = 'Transaction_Level'
  passivationconstraints = 'Not_Pinned'
  managedobjectrefreshpolicy = 'At_Activation'
  transactionpolicy = 'TX_Requires'
/>

```

inputdeletecontainer.xml

```

<?xml version='1.0'?>
<!--=====-->
<!-- File name: inputdeletecontainer.xml -->
<!-- -->
<!-- Descriptive name: ... -->
<!-- -->
<!-- Proprietary statement: -->
<!-- -->
<!-- Licensed Material - Property of IBM -->
<!-- -->
<!-- 5655-A98 (C) Copyright IBM Corp. 2000 -->
<!-- All Rights Reserved. -->
<!-- U.S. Government users - RESTRICTED RIGHTS - Use, Duplication, or -->
<!-- Disclosure restricted by GSA-ADP schedule contract with IBM Corp. -->
<!-- Status = H28K510 -->
<!-- -->
<!-- Change history: -->
<!--$L0=0W44455, H28K510, 20000721, PDCG: Created. -->
<!-- -->
<!--=====-->
<!-- internal DTD -->
<!DOCTYPE inputdeletecontainer [
<!ELEMENT inputdeletecontainer EMPTY>
<!ATTLIST inputdeletecontainer
  conversationname CDATA #REQUIRED
  servername CDATA #REQUIRED
  containername CDATA #REQUIRED
>
]>

<!--begin of default values-->
<inputdeletecontainer
  conversationname = ''
  servername = ''
  containername = ''
/>

```

inputchangecontainer.xml

```

<?xml version='1.0'?>
<!--=====-->
<!-- File name: inputchangecontainer.xml -->
<!-- -->
<!-- Descriptive name: ... -->
<!-- -->
<!-- Proprietary statement: -->
<!-- -->
<!-- Licensed Material - Property of IBM -->
<!-- -->
<!-- 5655-A98 (C) Copyright IBM Corp. 2000 -->

```



```

<!-- All Rights Reserved. -->
<!-- U.S. Government users - RESTRICTED RIGHTS - Use, Duplication, or -->
<!-- Disclosure restricted by GSA-ADP schedule contract with IBM Corp. -->
<!-- Status = H28K510 -->
<!-- -->
<!-- Change history: -->
<!--$L0=OW44455, H28K510, 20000721, PDCG: Created. -->
<!-- -->
<!--===== -->
<!-- internal DTD -->
<!DOCTYPE inputchangecontainer [
<!ELEMENT inputchangecontainer EMPTY>
<!ATTLIST inputchangecontainer
  conversationname CDATA #REQUIRED
  servername CDATA #REQUIRED
  containername CDATA #REQUIRED
  containerdescription CDATA #IMPLIED
  aclcheckrequired CDATA #REQUIRED
  activationisolationpolicy CDATA #REQUIRED
  passivationconstraints CDATA #REQUIRED
  managedobjectrefreshpolicy CDATA #REQUIRED
  transactionpolicy CDATA #REQUIRED
>
]>

<!--begin of default values-->
<inputchangecontainer
  conversationname = ''
  servername = ''
  containername = ''
  containerdescription = ''
  aclcheckrequired = ''
  activationisolationpolicy = ''
  passivationconstraints = ''
  managedobjectrefreshpolicy = ''
  transactionpolicy = ''
/>

```

inputlistcontainer.xml

```

<?xml version='1.0'?>
<!--===== -->
<!-- File name: inputlistcontainer.xml -->
<!-- -->
<!-- Descriptive name: ... -->
<!-- -->
<!-- Proprietary statement: -->
<!-- -->
<!-- Licensed Material - Property of IBM -->
<!-- -->
<!-- 5655-A98 (C) Copyright IBM Corp. 2000 -->
<!-- All Rights Reserved. -->
<!-- U.S. Government users - RESTRICTED RIGHTS - Use, Duplication, or -->
<!-- Disclosure restricted by GSA-ADP schedule contract with IBM Corp. -->
<!-- Status = H28K510 -->
<!-- -->
<!-- Change history: -->
<!--$L0=OW44455, H28K510, 20000721, PDCG: Created. -->
<!-- -->
<!--===== -->
<!-- internal DTD -->
<!DOCTYPE inputlistcontainer [
<!ELEMENT inputlistcontainer EMPTY>
<!ATTLIST inputlistcontainer
  conversationname CDATA #REQUIRED
  servername CDATA #REQUIRED
  containername CDATA #REQUIRED

```

```

>
]>

<!--begin of default values-->
<inputlistcontainer
  conversationname = ''
  servername = ''
  containername = ''
/>

```

inputcreatelrm.xml

```

<?xml version='1.0'?>
<!------->
<!-- File name: inputcreatelrm.xml -->
<!-- -->
<!-- Descriptive name: ... -->
<!-- -->
<!-- Proprietary statement: -->
<!-- -->
<!-- Licensed Material - Property of IBM -->
<!-- -->
<!-- 5655-A98 (C) Copyright IBM Corp. 2000 -->
<!-- All Rights Reserved. -->
<!-- U.S. Government users - RESTRICTED RIGHTS - Use, Duplication, or -->
<!-- Disclosure restricted by GSA-ADP schedule contract with IBM Corp. -->
<!-- Status = H28K510 -->
<!-- -->
<!-- Change history: -->
<!--$L0=OW44455, H28K510, 20000721, PDCG: Created. -->
<!-- -->
<!------->
<!-- internal DTD -->
<!DOCTYPE inputcreatelrm [
<!ELEMENT inputcreatelrm EMPTY>
<!ATTLIST inputcreatelrm
  conversationname CDATA #REQUIRED
  lrmname CDATA #REQUIRED
  lrmdescription CDATA #IMPLIED
  coclassname CDATA #REQUIRED
  codllname CDATA #REQUIRED
  coclasscreatefunction CDATA #REQUIRED
  lrmsubsystemtype CDATA #REQUIRED
>
]>

<!--begin of default values-->
<inputcreatelrm
  conversationname = ''
  lrmname = ''
  lrmdescription = ''
  coclassname = ''
  codllname = ''
  coclasscreatefunction = ''
  lrmsubsystemtype = 'Generic'
/>

```

inputdeletelrm.xml

```

<?xml version='1.0'?>
<!------->
<!-- File name: inputdeletelrm.xml -->
<!-- -->
<!-- Descriptive name: ... -->
<!-- -->
<!-- Proprietary statement: -->

```

```

<!--                                     -->
<!-- Licensed Material - Property of IBM   -->
<!--                                     -->
<!-- 5655-A98 (C) Copyright IBM Corp. 2000 -->
<!-- All Rights Reserved.                 -->
<!-- U.S. Government users - RESTRICTED RIGHTS - Use, Duplication, or -->
<!-- Disclosure restricted by GSA-ADP schedule contract with IBM Corp. -->
<!-- Status = H28K510                     -->
<!--                                     -->
<!-- Change history:                       -->
<!--$L0=OW44455, H28K510, 20000721, PDCG: Created. -->
<!--                                     -->
<!--=====-->
<!-- internal DTD -->
<!DOCTYPE inputdeletelrm [
<!ELEMENT inputdeletelrm EMPTY>
<!ATTLIST inputdeletelrm
  conversationname CDATA #REQUIRED
  lrmname CDATA #REQUIRED
>
]>

<!--begin of default values-->
<inputdeletelrm
  conversationname = ''
  lrmname = ''
/>

```

inputchangelrm.xml

```

<?xml version='1.0'?>
<!--=====-->
<!-- File name: inputchangelrm.xml         -->
<!--                                     -->
<!-- Descriptive name: ...                 -->
<!--                                     -->
<!-- Proprietary statement:               -->
<!--                                     -->
<!-- Licensed Material - Property of IBM   -->
<!--                                     -->
<!-- 5655-A98 (C) Copyright IBM Corp. 2000 -->
<!-- All Rights Reserved.                 -->
<!-- U.S. Government users - RESTRICTED RIGHTS - Use, Duplication, or -->
<!-- Disclosure restricted by GSA-ADP schedule contract with IBM Corp. -->
<!-- Status = H28K510                     -->
<!--                                     -->
<!-- Change history:                       -->
<!--$L0=OW44455, H28K510, 20000721, PDCG: Created. -->
<!--                                     -->
<!--=====-->
<!-- internal DTD -->
<!DOCTYPE inputchangelrm [
<!ELEMENT inputchangelrm EMPTY>
<!ATTLIST inputchangelrm
  conversationname CDATA #REQUIRED
  lrmname CDATA #REQUIRED
  lrmdescription CDATA #IMPLIED
  coclassname CDATA #REQUIRED
  codllname CDATA #REQUIRED
  coclasscreatefunction CDATA #REQUIRED
  lrmsubsystemtype CDATA #REQUIRED
>
]>

<!--begin of default values-->
<inputchangelrm
  conversationname = ''

```

```

    lrmname = ''
    lrmdescription = ''
    coclassname = ''
    codllname = ''
    coclasscreatefunction = ''
    lrmsubsystemtype = ''
/>

```

inputlistlrm.xml

```

<?xml version='1.0'?>
<!------->
<!-- File name: inputlistlrm.xml -->
<!-- -->
<!-- Descriptive name: ... -->
<!-- -->
<!-- Proprietary statement: -->
<!-- -->
<!-- Licensed Material - Property of IBM -->
<!-- -->
<!-- 5655-A98 (C) Copyright IBM Corp. 2000 -->
<!-- All Rights Reserved. -->
<!-- U.S. Government users - RESTRICTED RIGHTS - Use, Duplication, or -->
<!-- Disclosure restricted by GSA-ADP schedule contract with IBM Corp. -->
<!-- Status = H28K510 -->
<!-- -->
<!-- Change history: -->
<!--$L0=0W44455, H28K510, 20000721, PDCG: Created. -->
<!-- -->
<!------->
<!-- internal DTD -->
<!DOCTYPE inputlistlrm [
<!ELEMENT inputlistlrm EMPTY>
<!ATTLIST inputlistlrm
  conversationname CDATA #REQUIRED
  lrmname CDATA #REQUIRED
>
]>

<!--begin of default values-->
<inputlistlrm
  conversationname = ''
  lrmname = ''
/>

```

inputcreatelrmi.xml

```

<?xml version='1.0'?>
<!------->
<!-- File name: inputcreatelrmi.xml -->
<!-- -->
<!-- Descriptive name: ... -->
<!-- -->
<!-- Proprietary statement: -->
<!-- -->
<!-- Licensed Material - Property of IBM -->
<!-- -->
<!-- 5655-A98 (C) Copyright IBM Corp. 2000 -->
<!-- All Rights Reserved. -->
<!-- U.S. Government users - RESTRICTED RIGHTS - Use, Duplication, or -->
<!-- Disclosure restricted by GSA-ADP schedule contract with IBM Corp. -->
<!-- Status = H28K510 -->
<!-- -->
<!-- Change history: -->
<!--$L0=0W44455, H28K510, 20000721, PDCG: Created. -->

```

```

<!-- ----->
<!-- internal DTD -->
<!DOCTYPE inputcreatelrmi [
<!ELEMENT connection EMPTY>
<!ATTLIST connection
  value CDATA #REQUIRED
  name CDATA #REQUIRED
>
<!ELEMENT inputcreatelrmi (connection*)>
<!ATTLIST inputcreatelrmi
  conversationname CDATA #REQUIRED
  lrname CDATA #REQUIRED
  lrminame CDATA #REQUIRED
  lrmidescription CDATA #IMPLIED
  systemname CDATA #REQUIRED
>
]>

<!--begin of default values-->
<inputcreatelrmi
  conversationname = ''
  lrname = ''
  lrminame = ''
  lrmidescription = ''
  systemname = 'SY1'
>
</inputcreatelrmi>

```

inputdeletelrmi.xml

```

<?xml version='1.0'?>
<!-- ----->
<!-- File name: inputdeletelrmi.xml ----->
<!-- ----->
<!-- Descriptive name: ... ----->
<!-- ----->
<!-- Proprietary statement: ----->
<!-- ----->
<!-- Licensed Material - Property of IBM ----->
<!-- ----->
<!-- 5655-A98 (C) Copyright IBM Corp. 2000 ----->
<!-- All Rights Reserved. ----->
<!-- U.S. Government users - RESTRICTED RIGHTS - Use, Duplication, or ----->
<!-- Disclosure restricted by GSA-ADP schedule contract with IBM Corp. ----->
<!-- Status = H28K510 ----->
<!-- ----->
<!-- Change history: ----->
<!--$L0=OW44455, H28K510, 20000721, PDCG: Created. ----->
<!-- ----->
<!-- ----->
<!-- internal DTD -->
<!DOCTYPE inputdeletelrmi [
<!ELEMENT inputdeletelrmi EMPTY>
<!ATTLIST inputdeletelrmi
  conversationname CDATA #REQUIRED
  lrname CDATA #REQUIRED
  lrminame CDATA #REQUIRED
>
]>

<!--begin of default values-->
<inputdeletelrmi
  conversationname = ''

```

```

    lrmname = ''
    lrminame = ''
  />

```

inputchangelrmi.xml

```

<?xml version='1.0'?>
<!--=====-->
<!-- File name: inputchangelrmi.xml -->
<!-- -->
<!-- Descriptive name: ... -->
<!-- -->
<!-- Proprietary statement: -->
<!-- -->
<!-- Licensed Material - Property of IBM -->
<!-- -->
<!-- 5655-A98 (C) Copyright IBM Corp. 2000 -->
<!-- All Rights Reserved. -->
<!-- U.S. Government users - RESTRICTED RIGHTS - Use, Duplication, or -->
<!-- Disclosure restricted by GSA-ADP schedule contract with IBM Corp. -->
<!-- Status = H28K510 -->
<!-- -->
<!-- Change history: -->
<!--$L0=0W44455, H28K510, 20000721, PDCG: Created. -->
<!-- -->
<!--=====-->
<!-- internal DTD -->
<!DOCTYPE inputchangelrmi [
<!ELEMENT connection EMPTY>
<!ATTLIST connection
  value CDATA #REQUIRED
  name CDATA #REQUIRED
>
<!ELEMENT inputchangelrmi (connection*)>
<!ATTLIST inputchangelrmi
  conversationname CDATA #REQUIRED
  lrmname CDATA #REQUIRED
  lrminame CDATA #REQUIRED
  lrmidescription CDATA #IMPLIED
  systemname CDATA #REQUIRED
>
]>

<!--begin of default values-->
<inputchangelrmi
  conversationname = ''
  lrmname = ''
  lrminame = ''
  lrmidescription = ''
  systemname = ''
>
</inputchangelrmi>

```

inputlistlrmi.xml

```

<?xml version='1.0'?>
<!--=====-->
<!-- File name: inputlistlrmi.xml -->
<!-- -->
<!-- Descriptive name: ... -->
<!-- -->
<!-- Proprietary statement: -->
<!-- -->
<!-- Licensed Material - Property of IBM -->
<!-- -->

```

```

<!-- 5655-A98 (C) Copyright IBM Corp. 2000 -->
<!-- All Rights Reserved. -->
<!-- U.S. Government users - RESTRICTED RIGHTS - Use, Duplication, or -->
<!-- Disclosure restricted by GSA-ADP schedule contract with IBM Corp. -->
<!-- Status = H28K510 -->
<!-- -->
<!-- Change history: -->
<!--$L0=OW44455, H28K510, 20000721, PDCG: Created. -->
<!-- -->
<!--=====-->
<!-- internal DTD -->
<!DOCTYPE inputlistserver [
<!ELEMENT inputlistserver EMPTY>
<!ATTLIST inputlistserver
  conversationname CDATA #REQUIRED
  lrmname CDATA #REQUIRED
  lrminame CDATA #REQUIRED
>
]>

<!--begin of default values-->
<inputlistserver
  conversationname = ''
  lrmname = ''
  lrminame = ''
/>

```

inputassociatelrmwithcontainer.xml

```

<?xml version='1.0'?>
<!--=====-->
<!-- File name: inputassociatelrmwithcontainer.xml -->
<!-- -->
<!-- Descriptive name: ... -->
<!-- -->
<!-- Proprietary statement: -->
<!-- -->
<!-- Licensed Material - Property of IBM -->
<!-- -->
<!-- 5655-A98 (C) Copyright IBM Corp. 2000 -->
<!-- All Rights Reserved. -->
<!-- U.S. Government users - RESTRICTED RIGHTS - Use, Duplication, or -->
<!-- Disclosure restricted by GSA-ADP schedule contract with IBM Corp. -->
<!-- Status = H28K510 -->
<!-- -->
<!-- Change history: -->
<!--$L0=OW44455, H28K510, 20000721, PDCG: Created. -->
<!-- -->
<!--=====-->
<!-- internal DTD -->
<!DOCTYPE inputassociatelrmwithcontainer [
<!ELEMENT inputassociatelrmwithcontainer EMPTY>
<!ATTLIST inputassociatelrmwithcontainer
  conversationname CDATA #REQUIRED
  servername CDATA #REQUIRED
  lrmname CDATA #REQUIRED
  containername CDATA #REQUIRED
>
]>

<!--begin of default values-->
<inputassociatelrmwithcontainer
  conversationname = ''
  servername = ''
  lrmname = ''
  containername = ''
/>

```

inputdisassociatelmfromcontainer.xml

```
<?xml version='1.0'?>
<!-- File name: inputdisassociatelmfromcontainer.xml -->
<!--
<!-- Descriptive name: ... -->
<!--
<!-- Proprietary statement: -->
<!--
<!-- Licensed Material - Property of IBM -->
<!--
<!-- 5655-A98 (C) Copyright IBM Corp. 2000 -->
<!-- All Rights Reserved. -->
<!-- U.S. Government users - RESTRICTED RIGHTS - Use, Duplication, or -->
<!-- Disclosure restricted by GSA-ADP schedule contract with IBM Corp. -->
<!-- Status = H28K510 -->
<!--
<!-- Change history: -->
<!--$L0=OW44455, H28K510, 20000721, PDCG: Created. -->
<!--
<!-- internal DTD -->
<!DOCTYPE inputdisassociatelmfromcontainer [
<!ELEMENT inputdisassociatelmfromcontainer EMPTY>
<!-- ATTLIST inputdisassociatelmfromcontainer
  conversationname CDATA #REQUIRED
  servername CDATA #REQUIRED
  lrmname CDATA #REQUIRED
  containername CDATA #REQUIRED
>
]>

<!--begin of default values-->
<inputdisassociatelmfromcontainer
  conversationname = ''
  servername = ''
  lrmname = ''
  containername = ''
/>
```

inputlistlrmassociatedwithcontainer.xml

```
<?xml version='1.0'?>
<!-- File name: inputlistlrmassociatedwithcontainer.xml -->
<!--
<!-- Descriptive name: ... -->
<!--
<!-- Proprietary statement: -->
<!--
<!-- Licensed Material - Property of IBM -->
<!--
<!-- 5655-A98 (C) Copyright IBM Corp. 2000 -->
<!-- All Rights Reserved. -->
<!-- U.S. Government users - RESTRICTED RIGHTS - Use, Duplication, or -->
<!-- Disclosure restricted by GSA-ADP schedule contract with IBM Corp. -->
<!-- Status = H28K510 -->
<!--
<!-- Change history: -->
<!--$L0=OW44455, H28K510, 20000721, PDCG: Created. -->
<!--
<!-- internal DTD -->
<!DOCTYPE inputlistlrmassociatedwithcontainer [
```



```

<!ELEMENT inputlistlrmassociatedwithcontainer EMPTY>
<!ATTLIST inputlistlrmassociatedwithcontainer
  conversationname CDATA #REQUIRED
  servername CDATA #REQUIRED
  lrmname CDATA #REQUIRED
  containername CDATA #REQUIRED
>
]>

<!--begin of default values-->
<inputlistlrmassociatedwithcontainer
  conversationname = ''
  servername = ''
  lrmname = ''
  containername = ''
/>

```

inputimportapplicationfamily.xml

```

<?xml version='1.0'?>
<!------->
<!-- File name: inputimportApplicationfamily.xml -->
<!-- -->
<!-- Descriptive name: ... -->
<!-- -->
<!-- Proprietary statement: -->
<!-- -->
<!-- Licensed Material - Property of IBM -->
<!-- -->
<!-- 5655-F31 (C) Copyright IBM Corp. 2000, 2001 -->
<!-- All Rights Reserved. -->
<!-- U.S. Government users - RESTRICTED RIGHTS - Use, Duplication, or -->
<!-- Disclosure restricted by GSA-ADP schedule contract with IBM Corp. -->
<!-- Status = H28W400 -->
<!-- -->
<!-- Change history: -->
<!--$L0=0W44455, H28K510, 20000721, PDCG: Created. -->
<!--$P1=MD11237, H28W400, 20010930, PDJH: import application family: -->
<!-- make family name optional -->
<!-- -->
<!------->
<!-- internal DTD -->
<!DOCTYPE inputimportapplicationfamily [
<!ELEMENT inputimportApplicationFamily EMPTY>
<!ATTLIST inputimportApplicationFamily
  conversationname CDATA #REQUIRED
  servername CDATA #REQUIRED
  applicationfamilyname CDATA #IMPLIED
  ddlfilename CDATA #REQUIRED
  outputfilename CDATA #REQUIRED
>
]>

<!--begin of default values-->
<inputimportApplicationFamily
  conversationname = ''
  servername = ''
  applicationfamilyname = ''
  ddlfilename = ''
  outputfilename = ''
/>

```

inputremoveapplicationfamily.xml

```
<?xml version='1.0'?>
<!------->
<!-- File name: inputremoveApplicationfamily.xml -->
<!--
<!-- Descriptive name: ... -->
<!--
<!-- Proprietary statement: -->
<!--
<!-- Licensed Material - Property of IBM -->
<!--
<!-- 5655-A98 (C) Copyright IBM Corp. 2000 -->
<!-- All Rights Reserved. -->
<!-- U.S. Government users - RESTRICTED RIGHTS - Use, Duplication, or -->
<!-- Disclosure restricted by GSA-ADP schedule contract with IBM Corp. -->
<!-- Status = H28K510 -->
<!--
<!-- Change history: -->
<!--$L0=OW44455, H28K510, 20000721, PDCG: Created. -->
<!--
<!------->
<!-- internal DTD -->
<!DOCTYPE inputremoveApplicationFamily [
<!ELEMENT inputremoveApplicationFamily EMPTY>
<!-- ATTLIST inputremoveApplicationFamily
  conversationname CDATA #REQUIRED
  servername CDATA #REQUIRED
  applicationfamilyname CDATA #REQUIRED
>
]>

<!--begin of default values-->
<inputremoveApplicationFamily
  conversationname = ''
  servername = ''
  applicationfamilyname = ''
/>
```

inputlistapplicationfamily.xml

```
<?xml version='1.0'?>
<!------->
<!-- File name: inputlistApplicationfamily.xml -->
<!--
<!-- Descriptive name: ... -->
<!--
<!-- Proprietary statement: -->
<!--
<!-- Licensed Material - Property of IBM -->
<!--
<!-- 5655-A98 (C) Copyright IBM Corp. 2000 -->
<!-- All Rights Reserved. -->
<!-- U.S. Government users - RESTRICTED RIGHTS - Use, Duplication, or -->
<!-- Disclosure restricted by GSA-ADP schedule contract with IBM Corp. -->
<!-- Status = H28K510 -->
<!--
<!-- Change history: -->
<!--$L0=OW44455, H28K510, 20000721, PDCG: Created. -->
<!--
<!------->
<!-- internal DTD -->
<!DOCTYPE inputlistApplicationFamily [
<!ELEMENT inputlistApplicationFamily EMPTY>
<!-- ATTLIST inputlistApplicationFamily
  conversationname CDATA #REQUIRED
>
```

```

    servername CDATA #REQUIRED
    applicationfamilyname CDATA #REQUIRED
  >
]>

<!--begin of default values-->
<inputlistApplicationFamily
  conversationname = ''
  servername = ''
  applicationfamilyname = ''
/>

```

inputprocessearfile.xml

```

<?xml version='1.0'?>
<!--=====-->
<!-- File name: inputprocessearfile.xml -->
<!-- -->
<!-- Descriptive name: ... -->
<!-- -->
<!-- -->
<!-- Proprietary statement: -->
<!-- -->
<!-- Licensed Material - Property of IBM -->
<!-- 5655-F31 (C) Copyright IBM Corp. 2000, 2001 -->
<!-- -->
<!-- All Rights Reserved. -->
<!-- -->
<!-- U.S. Government users - RESTRICTED RIGHTS - Use, Duplication, or -->
<!-- Disclosure restricted by GSA-ADP schedule contract with IBM Corp. -->
<!-- -->
<!-- Status = H28W400 -->
<!-- -->
<!-- -->
<!-- Change history: -->
<!--$L0=OW44455, H28K510, 20010125, PDBL: Created. -->
<!--$P0=MD12364, H28W400, 20011006, PDBR: Added EARFile processing mode -->
<!-- -->
<!--=====-->
<!-- internal DTD -->
<!DOCTYPE inputprocessearfile [
<!ELEMENT inputprocessearfile EMPTY>
<!ATTLIST inputprocessearfile
  conversationname CDATA #REQUIRED
  j2eeservername CDATA #REQUIRED
  earfilename CDATA #REQUIRED
  processingmode CDATA #IMPLIED
>
]>

<!--begin of default values-->
<inputprocessearfile
  conversationname = ''
  j2eeservername = ''
  earfilename = ''
  processingmode = 'standard'
/>

```

inputcreatej2eeresource.xml

```

<?xml version='1.0'?>
<!--=====-->
<!-- File name: inputcreatej2eeresource.xml -->
<!-- -->
<!-- Descriptive name: ... -->
<!-- -->

```

```

<!-- Proprietary statement: -->
<!-- -->
<!-- Licensed Material - Property of IBM -->
<!-- -->
<!-- 5655-F31 (C) Copyright IBM Corp. 2000, 2001 -->
<!-- All Rights Reserved. -->
<!-- U.S. Government users - RESTRICTED RIGHTS - Use, Duplication, or -->
<!-- Disclosure restricted by GSA-ADP schedule contract with IBM Corp. -->
<!-- Status = H28W400 -->
<!-- -->
<!-- Change history: -->
<!--$L0=MD10821, H28W400, 20010726, PDJH: Created. -->
<!--$P1=MD12081, H28W400, 20011030, PDJH: J2EE resources: -->
<!-- default resource type, default system -->
<!-- -->
<!------->
<!-- internal DTD -->
<!DOCTYPE inputcreatej2eeresource [
<ELEMENT inputcreatej2eeresource EMPTY>
<!ATTLIST inputcreatej2eeresource
  conversationname CDATA #REQUIRED
  j2eeresourcename CDATA #REQUIRED
  j2eeresourcedescription CDATA #IMPLIED
  j2eeresourcetype CDATA #IMPLIED
>
]>

<!--begin of default values-->
<inputcreatej2eeresource
  conversationname = ''
  j2eeresourcename = ''
  j2eeresourcedescription = ''
  j2eeresourcetype = ''
/>

```

inputdeletej2eeresource.xml

```

<?xml version='1.0'?>
<!------->
<!-- File name: inputdeletej2eeresource.xml -->
<!-- -->
<!-- Descriptive name: ... -->
<!-- -->
<!-- Proprietary statement: -->
<!-- -->
<!-- Licensed Material - Property of IBM -->
<!-- -->
<!-- 5655-F31 (C) Copyright IBM Corp. 2000, 2001 -->
<!-- All Rights Reserved. -->
<!-- U.S. Government users - RESTRICTED RIGHTS - Use, Duplication, or -->
<!-- Disclosure restricted by GSA-ADP schedule contract with IBM Corp. -->
<!-- Status = H28W400 -->
<!-- -->
<!-- Change history: -->
<!--$L0=MD10821, H28W400, 20010726, PDJH: Created. -->
<!-- -->
<!------->
<!-- internal DTD -->
<!DOCTYPE inputdeletej2eeresource [
<ELEMENT inputdeletej2eeresource EMPTY>
<!ATTLIST inputdeletej2eeresource
  conversationname CDATA #REQUIRED
  j2eeresourcename CDATA #REQUIRED
>
]>

<!--begin of default values-->

```

```

<inputcreatorresource
  conversationname = ''
  j2eeresourcenamename = ''
/>

```

inputchangej2eeresource.xml

```

<?xml version='1.0'?>
<!------->
<!-- File name: inputchangej2eeresource.xml -->
<!-- -->
<!-- Descriptive name: ... -->
<!-- -->
<!-- Proprietary statement: -->
<!-- -->
<!-- Licensed Material - Property of IBM -->
<!-- -->
<!-- 5655-F31 (C) Copyright IBM Corp. 2000, 2001 -->
<!-- All Rights Reserved. -->
<!-- U.S. Government users - RESTRICTED RIGHTS - Use, Duplication, or -->
<!-- Disclosure restricted by GSA-ADP schedule contract with IBM Corp. -->
<!-- Status = H28W400 -->
<!-- -->
<!-- Change history: -->
<!--$L0=MD10821, H28W400, 20010726, PDJH: Created. -->
<!-- -->
<!------->
<!-- internal DTD -->
<!DOCTYPE inputchangej2eeresource [
<!ELEMENT inputchangej2eeresource EMPTY>
<!ATTLIST inputchangej2eeresource
  conversationname CDATA #REQUIRED
  j2eeresourcenamename CDATA #REQUIRED
  j2eeresourcedescription CDATA #IMPLIED
>
]>

<!--begin of default values-->
<inputcreatorresource
  conversationname = ''
  j2eeresourcenamename = ''
  j2eeresourcedescription = ''
/>

```

inputlistj2eeresource.xml

```

<?xml version='1.0'?>
<!------->
<!-- File name: inputlistj2eeresource.xml -->
<!-- -->
<!-- Descriptive name: ... -->
<!-- -->
<!-- Proprietary statement: -->
<!-- -->
<!-- Licensed Material - Property of IBM -->
<!-- -->
<!-- 5655-F31 (C) Copyright IBM Corp. 2000, 2001 -->
<!-- All Rights Reserved. -->
<!-- U.S. Government users - RESTRICTED RIGHTS - Use, Duplication, or -->
<!-- Disclosure restricted by GSA-ADP schedule contract with IBM Corp. -->
<!-- Status = H28W400 -->
<!-- -->
<!-- Change history: -->
<!--$L0=MD10821, H28W400, 20010726, PDJH: Created. -->
<!-- -->
<!------->

```

```

<!-- internal DTD -->
<!DOCTYPE inputlistj2eeresource [
<!ELEMENT inputlistj2eeresource EMPTY>
<!ATTLIST inputlistj2eeresource
  conversationname      CDATA #REQUIRED
  j2eeresourcenamename CDATA #REQUIRED
>
]>

<!--begin of default values-->
<inputcreateresource
  conversationname = ''
  j2eeresourcenamename = ''
/>

```

inputcreatej2eeresourceinstance.xml

```

<?xml version='1.0'?>
<!--=====-->
<!-- File name: inputcreatej2eeresourceinstance.xml -->
<!-- -->
<!-- Descriptive name: ... -->
<!-- -->
<!-- Proprietary statement: -->
<!-- -->
<!-- Licensed Material - Property of IBM -->
<!-- -->
<!-- 5655-F31 (C) Copyright IBM Corp. 2000, 2001 -->
<!-- All Rights Reserved. -->
<!-- U.S. Government users - RESTRICTED RIGHTS - Use, Duplication, or -->
<!-- Disclosure restricted by GSA-ADP schedule contract with IBM Corp. -->
<!-- Status = H28W401 -->
<!-- -->
<!-- Change history: -->
<!--$L0=MD10821, H28W400, 20010726, PDJH: Created. -->
<!--$P1=MD12081, H28W400, 20011030, PDJH: J2EE resources: -->
<!-- default resource type, default system -->
<!-- -->
<!--=====-->
<!-- internal DTD -->
<!DOCTYPE inputcreatej2eeresourceinstance [
<!ELEMENT j2eeresourceattributes EMPTY>
<!ATTLIST j2eeresourceattributes
  name CDATA #REQUIRED
  value CDATA #REQUIRED
>
<!ELEMENT inputcreatej2eeresourceinstance (j2eeresourceattributes*)>
<!ATTLIST inputcreatej2eeresourceinstance
  conversationname      CDATA #REQUIRED
  j2eeresourcenamename CDATA #REQUIRED
  j2eeresourceinstancename CDATA #REQUIRED
  j2eeresourceinstancedescription CDATA #IMPLIED
  systemname           CDATA #IMPLIED
>
]>

<!--begin of default values-->
<inputcreatej2eeresourceinstance
  conversationname = ''
  j2eeresourcenamename = ''
  j2eeresourceinstancename = ''
  j2eeresourceinstancedescription = ''
  systemname = ''
/>

```

inputdeletej2eeresourceinstance.xml

```
<?xml version='1.0'?>
<!------->
<!-- File name: inputdeletej2eeresourceinstance.xml -->
<!-- -->
<!-- Descriptive name: ... -->
<!-- -->
<!-- Proprietary statement: -->
<!-- -->
<!-- Licensed Material - Property of IBM -->
<!-- -->
<!-- 5655-F31 (C) Copyright IBM Corp. 2000, 2001 -->
<!-- All Rights Reserved. -->
<!-- U.S. Government users - RESTRICTED RIGHTS - Use, Duplication, or -->
<!-- Disclosure restricted by GSA-ADP schedule contract with IBM Corp. -->
<!-- Status = H28W400 -->
<!-- -->
<!-- Change history: -->
<!--$L0=MD10821, H28W400, 20010726, PDJH: Created. -->
<!-- -->
<!------->
<!-- internal DTD -->
<!DOCTYPE inputdeletej2eeresourceinstance [
<!ELEMENT inputdeletej2eeresourceinstance EMPTY>
<!ATTLIST inputdeletej2eeresourceinstance
  conversationname          CDATA #REQUIRED
  j2eeresourcenam          CDATA #REQUIRED
  j2eeresourceinstancenam  CDATA #REQUIRED
>
]>

<!--begin of default values-->
<inputdeletej2eeresourceinstance
  conversationname = ''
  j2eeresourcenam = ''
  j2eeresourceinstancenam = ''
/>
```

inputchangej2eeresourceinstance.xml

```
<?xml version='1.0'?>
<!------->
<!-- File name: inputchangej2eeresourceinstance.xml -->
<!-- -->
<!-- Descriptive name: ... -->
<!-- -->
<!-- Proprietary statement: -->
<!-- -->
<!-- Licensed Material - Property of IBM -->
<!-- -->
<!-- 5655-F31 (C) Copyright IBM Corp. 2000, 2001 -->
<!-- All Rights Reserved. -->
<!-- U.S. Government users - RESTRICTED RIGHTS - Use, Duplication, or -->
<!-- Disclosure restricted by GSA-ADP schedule contract with IBM Corp. -->
<!-- Status = H28W400 -->
<!-- -->
<!-- Change history: -->
<!--$L0=MD10821, H28W400, 20010726, PDJH: Created. -->
<!-- -->
<!------->
<!-- internal DTD -->
<!DOCTYPE inputchangej2eeresourceinstance [
<!ELEMENT j2eeresourceattributes EMPTY>
<!ATTLIST j2eeresourceattributes
  name CDATA #REQUIRED
```

```

    value CDATA #REQUIRED
  >
<!ELEMENT inputchangej2eeresourceinstance (j2eeresourceattributes*)>
<!ATTLIST inputchangej2eeresourceinstance
  conversationname          CDATA #REQUIRED
  j2eeresourcenam          CDATA #REQUIRED
  j2eeresourceinstancename CDATA #REQUIRED
  j2eeresourceinstancedescription CDATA #IMPLIED
>
]>

<!--begin of default values-->
<inputchangej2eeresourceinstance
  conversationname = ''
  j2eeresourcenam = ''
  j2eeresourceinstancename = ''
  j2eeresourceinstancedescription = ''
/>

```

inputlistj2eeresourceinstance.xml

```

<?xml version='1.0'?>
<!------->
<!-- File name: inputlistj2eeresourceinstance.xml -->
<!-- -->
<!-- Descriptive name: ... -->
<!-- -->
<!-- Proprietary statement: -->
<!-- -->
<!-- Licensed Material - Property of IBM -->
<!-- -->
<!-- 5655-F31 (C) Copyright IBM Corp. 2000, 2001 -->
<!-- All Rights Reserved. -->
<!-- U.S. Government users - RESTRICTED RIGHTS - Use, Duplication, or -->
<!-- Disclosure restricted by GSA-ADP schedule contract with IBM Corp. -->
<!-- Status = H28W400 -->
<!-- -->
<!-- Change history: -->
<!--$L0=MD10821, H28W400, 20010726, PDJH: Created. -->
<!-- -->
<!------->
<!-- internal DTD -->
<!DOCTYPE inputlistj2eeresourceinstance [
<!ELEMENT inputlistj2eeresourceinstance EMPTY>
<!ATTLIST inputlistj2eeresourceinstance
  conversationname          CDATA #REQUIRED
  j2eeresourcenam          CDATA #REQUIRED
  j2eeresourceinstancename CDATA #REQUIRED
>
]>

<!--begin of default values-->
<inputlistj2eeresourceinstance
  conversationname = ''
  j2eeresourcenam = ''
  j2eeresourceinstancename = ''
/>

```

Chapter 11. Sample REXX scripts

Change attributes of active server

This example script changes the attribute of an active server. It achieves the following:

1. It adds a new conversation.
2. It lists the the server that should be modified to get the existing attributes.
3. It performs the changes.
4. It activates the conversation.

```
/* REXX ----- */
/* ===== */
/*
/* COPYRIGHT =
/* Licensed Material - Property of IBM
/*
/* 5655-A98 (C) Copyright IBM Corp. 2000
/* All Rights Reserved.
/* U.S. Government users - RESTRICTED RIGHTS - Use, Duplication, or
/* Disclosure restricted by GSA-ADP schedule contract with IBM Corp.*/
/* Status = H28K510
/*
/*
/* FILENAME: SMAPI001
/*
/*
/* FUNCTION:
/* Change attributes of active server with SM Scripting API
/*
/* !! WARNING !!
/* This script changes the attributes and activates the conversation.*/
/* All changes will take place in the running system!
/*
/* ===== */
/* This script changes attributes of an active server.
/* First a new conversation called "Demo Script 001" will be added.
/* Then the server "BBOASR3" will be listed to get all properties.
/* After that the attributes values for "serverdescription" and
/* "garbagecollectioninterval" will be changed. Finally the
/* conversation "Demo Script 001" will be committed and activated
/*
/* Dependencies:
/* The conversation "Demo Script 001" must not be added previously.
/* The server "BBOASR3" must be valid in the current active
/* conversation.

call syscalls 'ON'
signal on error

say "starting Demo Script 001"

/* 1. Step - Create new conversation"*/
say "Creating conversation..."
name. = 0
name.1 = "conversationname"

val. = 0
val.1 = "Demo Script 001"

rc = 0
i = 1
```

```

do while(name.i <> '0')
  rc = XMLGEN("tempin" name.i val.i)
  if (rc == 4) then do
    say "Demo Script 001 createconversation failed while XMLGEN"
    exit
  end
  i = i+1
end;
rc = CB390CFG("-action 'createconversation' -xmlinput
             'inputcreateconversation.xml' -input 'tempin' -output 'tempout'")
if (rc == 4) then do
  say "Demo Script 001 createconversation failed"
  exit
end
say "conversation created"
/* 1. Step - End*/

/* 2. Step - Change active server*/
say "Changing server..."

sval. = 0
sname. = 0

name. = 0
name.1 = "conversationname"
name.2 = "servername"

val. = 0
val.1 = "Demo Script 001"
val.2 = "BBOASR3"

rc = 0
i = 1
l = 1

do while(name.i <> '0')
  rc = XMLGEN("tempin" name.i val.i)
  if (rc == 4) then do
    say "Demo Script 001 listserver failed while XMLGEN"
    exit
  end
  i = i+1
end;

rc = CB390CFG("-action 'listserver' -xmlinput 'inputlistserver.xml'
             -input 'tempin' -output 'tempout'")
if (rc == 4) then do
  say "Demo Script 001 listserver failed"
  exit
end

do forever
  n = XMLEXTRACT("tempout" l "N")
  if n <> '0' then do
    sname.l = n
    if n = "serverdescription" then do
      sval.l = "New Description"
    end
    else if n = "garbagecollectioninterval" then do
      sval.l = "55555"
    end
    else do
      v = XMLEXTRACT("tempout" l "V")
      sval.l = v
    end
  end
end

```

```

        rc = XMLGEN("tempin" sname.1 sval.1)
        if (rc == 4) then do
            say "Demo Script 001 changeserver failed while XMLGEN"
            exit
        end
    end
else
    leave
l=l+1
end

rc = CB390CFG("-action 'changeserver' -xmlinput 'inputchangeserver.xml'
              -input 'tempin' -output 'tempout'")
if (rc == 4) then do
    say "Demo Script 001 changeserver failed"
    exit
end
say "Server changed"
/* 2. Step - End*/

/* 3. Step - Commit and activate conversation*/
say "Committing conversation..."
name. = 0
name.1 = "conversationname"

val. = 0
val.1 = "Demo Script 001"

rc = 0
i = 1

do while(name.i <> '0')
    rc = XMLGEN("tempin" name.i val.i)
    if (rc == 4) then do
        say "Demo Script 001 commitconversation failed while XMLGEN"
        exit
    end
    i = i+1
end;
rc = CB390CFG("-action 'commitconversation' -xmlinput 'inputcommitconversation.xml'
              -input 'tempin' -output 'tempout'")
if (rc == 4) then do
    say "Demo Script 001 commitconversation failed"
    exit
end
say "Conversation committed and activated"
/* 3. Step - End*/

say "Demo Script 001 completed"
exit

error:
say "Error" rc "at line" sigl
say sourceline(sigl)
exit

```

Add container and LRM to active server

This example adds a container and a LRM to the active server. It achieves the following:

1. It adds a new conversation.
2. It adds the container and the LRM.
3. It activates the conversation.

```

/* REXX ----- */
/* ===== */
/* */
/* COPYRIGHT = */
/* Licensed Material - Property of IBM */
/* */
/* 5655-A98 (C) Copyright IBM Corp. 2000 */
/* All Rights Reserved. */
/* U.S. Government users - RESTRICTED RIGHTS - Use, Duplication, or */
/* Disclosure restricted by GSA-ADP schedule contract with IBM Corp.*/
/* Status = H28K510 */
/* */
/* FILENAME: SMAPI002 */
/* */
/* */
/* FUNCTION: */
/* Add a new container and a new LRM to the running system */
/* */
/* !! WARNING !! */
/* This script adds a new container and a new LRM to the active */
/* conversation. All changes will take place in the running system. */
/* */
/* ===== */
/* This script adds a new container "Demo_Container" and a new LRM */
/* "Demo_LRM" to the running system. First a new conversation */
/* "Demo_Script 002" will be added. Then the new container */
/* "Demo_Container" will be added following the LRM "Demo_LRM" */
/* will be added too. Finally the conversation "Demo Script 002" */
/* will be committed and activated. */
/* */
/* Dependencies: */
/* The conversation "Demo Script 002" must not be added previously. */
/* The server "BBOASR3" must be valid in the current active */
/* conversation. */

call syscalls 'ON'
signal on error

say "starting Demo Script 002"

/* 1. Step - Create new conversation*/
say "Creating new conversation..."
name. = 0
name.1 = "conversationname"

val. = 0
val.1 = "Demo Script 002"

rc = 0
i = 1

do while(name.i <> '0')
  rc = XMLGEN("tempin" name.i val.i)
  if (rc == 4) then do
    say "Demo Script 002 createconversation failed while XMLGEN"
    exit
  end
  i = i+1
end;
rc = CB390CFG("-action 'createconversation' -xmlinput
'inputcreateconversation.xml' -input 'tempin' -output 'tempout'")
if (rc == 4) then do
  say "Demo Script 002 createconversation failed"
  exit
end
say "Conversation created"

```

```

/* 1. Step - End"*/

/* 2. Step - Adding container"*/
say "Adding container..."
name. = 0
name.1 = "conversationname"
name.2 = "servername"
name.3 = "containername"
name.4 = "containerdescription"
name.5 = "aclcheckrequired"
name.6 = "activationisolationpolicy"
name.7 = "passivationconstraints"
name.8 = "managedobjectrefreshpolicy"
name.9 = "transactionpolicy"

val. = 0
val.1 = "Demo Script 002"
val.2 = "BB0ASR3"
val.3 = "Demo_Container"
val.4 = "Demo Container Description"
val.5 = "N"
val.6 = "Transaction_Level"
val.7 = "Not_Pinned"
val.8 = "At_Activation"
val.9 = "TX_Required"

rc = 0
i = 1

do while(name.i <> '0')
    rc = XMLGEN("tempin" name.i val.i)
    if (rc == 4) then do
        say "Demo Script 002 createcontainer failed while XMLGEN"
        exit
    end
    i = i+1
end;
rc = CB390CFG("-action 'createcontainer' -xmlinput 'inputcreatecontainer.xml'
              -input 'tempin' -output 'tempout'")
if (rc == 4) then do
    say "Demo Script 002 createcontainer failed"
    exit
end
say "Container added"
/* 2. Step - End"*/

/* 3. Step - Adding LRM"*/
say "Adding LRM..."
name. = 0
name.1 = "conversationname"
name.2 = "lrname"
name.3 = "lrmdescription"
name.4 = "coclassname"
name.5 = "codllname"
name.6 = "coclasscreatefunction"
name.7 = "lrmsubsystemtype"

val. = 0
val.1 = "Demo Script 002"
val.2 = "Demo_LRM"
val.3 = "Demo LRM Description"
val.4 = ""
val.5 = ""
val.6 = ""
val.7 = "DB2"

```

```

rc = 0
i = 1

do while(name.i <> '0')
  rc = XMLGEN("tempin" name.i val.i)
  if (rc == 4) then do
    say "Demo Script 002 createlrm failed while XMLGEN"
    exit
  end
  i = i+1
end;
rc = CB390CFG("-action 'createlrm' -xmlinput 'inputcreatelrm.xml'
              -input 'tempin' -output 'tempout'")
if (rc == 4) then do
  say "Demo Script 002 createlrm failed"
  exit
end
say "LRM added"
/* 3. Step - End"*/

/* 4. Step - Commit and activate conversation"*/
name. = 0
name.1 = "conversationname"

val. = 0
val.1 = "Demo Script 002"

rc = 0
i = 1

do while(name.i <> '0')
  rc = XMLGEN("tempin" name.i val.i)
  if (rc == 4) then do
    say "Demo Script 002 commitconversation failed while XMLGEN"
    exit
  end
  i = i+1
end;
rc = CB390CFG("-action 'commitconversation'
              -xmlinput 'inputcommitconversation.xml'
              -input 'tempin' -output 'tempout'")
if (rc == 4) then do
  say "Demo Script 002 commitconversation failed"
  exit
end
/* 4. Step - End"*/

say "Demo Script 002 completed"
exit

error:
say "Error" rc "at line" sigl
say sourceline(sigl)
exit

```

Delete application from active server

This example deletes an application from the active server. It achieves the following:

1. It adds a new conversation.
2. It deletes the application.
3. It activates the conversation.

```

/* REXX ----- */
/* ===== */
/* */
/* COPYRIGHT = */
/* Licensed Material - Property of IBM */
/* */
/* 5655-A98 (C) Copyright IBM Corp. 2000 */
/* All Rights Reserved. */
/* U.S. Government users - RESTRICTED RIGHTS - Use, Duplication, or */
/* Disclosure restricted by GSA-ADP schedule contract with IBM Corp.*/
/* Status = H28K510 */
/* */
/* FILENAME: SMAPI003 */
/* */
/* */
/* FUNCTION: */
/* Delete application family from active server */
/* */
/* !! WARNING !! */
/* This script deletes the application family and activates the */
/* conversation. All changes will take place in the running system. */
/* */
/* ===== */
/* This script deletes an application family from the active */
/* server. First a new conversation "Demo Script 003" will be added.*/
/* Then the application family "WAREHOUSES3" will be deleted and */
/* finally the conversation "Demo Script 003" will be committed and */
/* activated */
/* */
/* Dependencies: */
/* The conversation "Demo Script 003" must not be added previously. */
/* The server "BBOASR3" must be valid in the current active */
/* conversation and the application family "WAREHOUSES3" must be */
/* present in the server "BBOASR3" */

call syscalls 'ON'
signal on error

say "starting Demo Script 003"

/* 1. Step - Create new conversation*/
say "Creating new conversation..."
name. = 0
name.1 = "conversationname"

val. = 0
val.1 = "Demo Script 003"

rc = 0
i = 1

do while(name.i <> '0')
  rc = XMLGEN("tempin" name.i val.i)
  if (rc == 4) then do
    say "Demo Script 003 createconversation failed while XMLGEN"
    exit
  end
  i = i+1
end;
rc = CB390CFG("-action 'createconversation' -xmlinput
'inputcreateconversation.xml' -input 'tempin' -output 'tempout'")
if (rc == 4) then do
  say "Demo Script 003 createconversation failed"
  exit
end
say "Conversation created"

```

```

/* 1. Step - End"*/

/* 2. Step - Deleting application"*/
say "Deleting application..."
name. = 0
name.1 = "conversationname"
name.2 = "servername"
name.3 = "applicationfamilyname"

val. = 0
val.1 = "Demo Script 003"
val.2 = "BB0ASR3"
val.3 = "WAREHOUSE3"

rc = 0
i = 1

do while(name.i <> '0')
    rc = XMLGEN("tempin" name.i val.i)
    if (rc == 4) then do
        say "Demo Script 003 removeApplicationfamily failed while XMLGEN"
        exit
    end
    i = i+1
end;
rc = CB390CFG("-action 'removeApplicationfamily'
             -xmlinput 'inputremoveApplicationfamily.xml'
             -input 'tempin' -output 'tempout'")
if (rc == 4) then do
    say "Demo Script 003 removeApplicationfamily failed"
    exit
end
say "Application deleted"
/* 2. Step - End"*/

/* 3. Step - Commit and activate conversation"*/
name. = 0
name.1 = "conversationname"

val. = 0
val.1 = "Demo Script 003"

rc = 0
i = 1

do while(name.i <> '0')
    rc = XMLGEN("tempin" name.i val.i)
    if (rc == 4) then do
        say "Demo Script 003 commitconversation failed while XMLGEN"
        exit
    end
    i = i+1
end;
rc = CB390CFG("-action 'commitconversation'
             -xmlinput 'inputcommitconversation.xml'
             -input 'tempin' -output 'tempout'")
if (rc == 4) then do
    say "Demo Script 003 commitconversation failed"
    exit
end
/* 3. Step - End"*/

say "Demo Script 003 completed"
exit

```



```
error:  
say "Error" rc "at line" sigl  
say sourceline(sigl)  
exit
```

Appendix. Notices

This information was developed for products and services offered in the U.S.A. IBM may not offer the products, services, or features discussed in this document in other countries. Consult your local IBM representative for information on the products and services currently available in your area. Any reference to an IBM product, program, or service is not intended to state or imply that only that IBM product, program, or service may be used. Any functionally equivalent product, program, or service that does not infringe any IBM intellectual property right may be used instead. However, it is the user's responsibility to evaluate and verify the operation of any non-IBM product, program, or service.

IBM may have patents or pending patent applications covering subject matter described in this document. The furnishing of this document does not give you any license to these patents. You can send license inquiries, in writing, to:

IBM Director of Licensing
IBM Corporation
North Castle Drive
Armonk, NY 10504-1785
USA

For license inquiries regarding double-byte (DBCS) information, contact the IBM Intellectual Property Department in your country or send inquiries, in writing, to:

IBM World Trade Asia Corporation
Licensing
2-31 Roppongi 3-chome, Minato-ku
Tokyo 106, Japan

The following paragraph does not apply to the United Kingdom or any other country where such provisions are inconsistent with local law:

INTERNATIONAL BUSINESS MACHINES CORPORATION PROVIDES THIS PUBLICATION "AS IS" WITHOUT WARRANTY OF ANY KIND, EITHER EXPRESS OR IMPLIED, INCLUDING, BUT NOT LIMITED TO, THE IMPLIED WARRANTIES OF NON-INFRINGEMENT, MERCHANTABILITY OR FITNESS FOR A PARTICULAR PURPOSE. Some states do not allow disclaimer of express or implied warranties in certain transactions, therefore, this statement may not apply to you.

This information could include technical inaccuracies or typographical errors. Changes are periodically made to the information herein; these changes will be incorporated in new editions of the publication. IBM may make improvements and/or changes in the product(s) and/or the program(s) described in this publication at any time without notice.

Any references in this information to non-IBM Web sites are provided for convenience only and do not in any manner serve as an endorsement of those Web sites. The materials at those Web sites are not part of the materials for this IBM product and use of those Web sites is at your own risk.

IBM may use or distribute any of the information you supply in any way it believes appropriate without incurring any obligation to you.

Licensees of this program who wish to have information about it for the purpose of enabling: (i) the exchange of information between independently created programs and other programs (including this one) and (ii) the mutual use of the information which has been exchanged, should contact:

IBM Corporation
Mail Station P300
2455 South Road
Poughkeepsie, NY 12601-5400
USA

Such information may be available, subject to appropriate terms and conditions, including in some cases, payment of a fee.

The licensed program described in this information and all licensed material available for it are provided by IBM under terms of the IBM Customer Agreement, IBM International Program License Agreement, or any equivalent agreement between us.

Any performance data contained herein was determined in a controlled environment. Therefore, the results obtained in other operating environments may vary significantly. Some measurements may have been made on development-level systems and there is no guarantee that these measurements will be the same on generally available systems. Furthermore, some measurement may have been estimated through extrapolation. Actual results may vary. Users of this document should verify the applicable data for their specific environment.

Information concerning non-IBM products was obtained from the suppliers of those products, their published announcements or other publicly available sources. IBM has not tested those products and cannot confirm the accuracy of performance, compatibility or any other claims related to non-IBM products. Questions on the capabilities of non-IBM products should be addressed to the suppliers of those products.

All statements regarding IBM's future direction or intent are subject to change or withdrawal without notice, and represent goals and objectives only.

This information is for planning purposes only. The information herein is subject to change before the products described become available.

Examples in this book

The examples in this book are samples only, created by IBM Corporation. These examples are not part of any standard or IBM product and are provided to you solely for the purpose of assisting you in the development of your applications. The examples are provided "as is." IBM makes no warranties express or implied, including but not limited to the implied warranties of merchantability and fitness for a particular purpose, regarding the function or performance of these examples. IBM shall not be liable for any damages arising out of your use of the examples, even if they have been advised of the possibility of such damages.

These examples can be freely distributed, copied, altered, and incorporated into other software, provided that it bears the above disclaimer intact.

Disclaimer - Programming Interface information

This publication documents information that is NOT intended to be used as Programming Interfaces of WebSphere for z/OS.

Trademarks

The following terms are trademarks or registered trademarks of International Business Machines Corporation in the United States, other countries, or both:

DB2	RACF
IBM	WebSphere
IMS	z/OS
OS/390	

Java and all Java-based trademarks are trademarks of Sun Microsystems, Inc. in the United States, other countries, or both.

Other company, product, or service names may be trademarks or service marks of others.

Glossary

For more information on terms used in this book, refer to one of the following sources:

- Sun Microsystems Glossary of Java Technology-Related Terms, located on the Internet at:
<http://java.sun.com/docs/glossary.html>
- *IBM Glossary of Computing Terms*, located on the Internet at:
<http://www.ibm.com/ibm/terminology/>
- The Sun Web site, located on the Internet at:
<http://www.sun.com/>

Index

Numerics

- 390fy 179
 - Debugging and serviceability options 186
 - EJB to JNDI-name mapping 190
 - General 390fy options 186
 - installing
 - steps for 180
 - names and locations used in our 390fy examples 185
 - Option “?” or help” 186
 - Option “context_root” 189
 - Option “d or dir” 188
 - Option “display_name” 189
 - Option “help or ?” 186
 - Option “input and output options” 188
 - Option “JNDIejb_list” 190
 - Option “op” 188
 - Option “read_only” 188
 - Option “v or verbose” 188
 - Option “version” 188
 - Overview 179
 - Resolve options 189

A

- Application family
 - Action “importapplicationfamily” 153
 - Action “listapplicationfamily” 157
 - Action “removeapplicationfamily” 155

C

- CB390CFG 15
 - Application family 151
 - Action “importapplicationfamily” 153
 - Action “listapplicationfamily” 157
 - Action “removeapplicationfamily” 155
 - Container 115
 - Action “changecontainer” 121
 - Action “createcontainer” 116
 - Action “deletecontainer” 119
 - Action “listcontainer” 124
 - Container/LRM associations 144
 - Action “associatelmwithcontainer” 146
 - Action “disassociatelmfromcontainer” 147
 - Action “listlrmassociatedwithcontainer” 149
 - Conversations 15
 - Action “changeconversation” 21
 - Action “commitconversation” 23
 - Action “createconversation” 17
 - Action “deleteconversation” 19
 - Action “listconversation” 25
 - J2EE application 90
 - Action “deletej2eeapplication” 96
 - Action “listj2eeapplication” 93
 - Action “listj2eecomponents” 101
 - Action “listj2eemodules” 99
 - Action “processearfile” 91
 - J2EE Resource Instances 167
 - Action “changej2eeresourceinstance” 174
 - Action “createj2eeresourceinstance” 169
- CB390CFG (continued)
 - J2EE Resource Instances (continued)
 - Action “deletej2eeresourceinstance” 172
 - Action “listj2eeresourceinstance” 176
 - J2EE Resources 159
 - Action “changej2eeresource” 164
 - Action “createj2eeresource” 160
 - Action “deletej2eeresource” 162
 - Action “listj2eeresource” 165
 - J2EE Server 64
 - Action “changej2eeserver” 75
 - Action “createj2eeserver” 67
 - Action “deletej2eeserver” 72
 - Action “exportj2eeserver” 87
 - Action “importj2eeserver” 84
 - Action “listj2eeserver” 81
 - LRM 126
 - Action “changelrm” 131
 - Action “createlm” 127
 - Action “deletelm” 129
 - Action “listlrm” 133
 - LRMI 135
 - Action “changelrmi” 140
 - Action “createlrmi” 136
 - Action “deletelrmi” 138
 - Action “listlrmi” 142
 - Server 43
 - Action “changeserver” 52
 - Action “createserver” 45
 - Action “deleteserver” 50
 - Action “exportserver” 62
 - Action “importserver” 59
 - Action “listserver” 57
 - Server Instances 105
 - Action “changeserverinstance” 111
 - Action “createserverinstance” 106
 - Action “deleteserverinstance” 109
 - Action “listserverinstance” 113
 - Sysplex 27
 - Action “changesysplex” 28
 - Action “listsysplex” 31
 - System 33
 - Action “changesystem” 38
 - Action “createsystem” 34
 - Action “deletesystem” 36
 - Action “listsystem” 40
- CB390CMD 4
 - Action “cancel” 8
 - Action “cancelrestart” 10
 - Action “list” 12
 - Action “start” 6
 - Action “stop” 7
- Container
 - Action “changecontainer” 121
 - Action “createcontainer” 116
 - Action “deletecontainer” 119
 - Action “listcontainer” 124
- Container/LRM associations
 - Action “associatelmwithcontainer” 146
 - Action “disassociatelmfromcontainer” 147
 - Action “listlrmassociatedwithcontainer” 149

Conversations

- Action “changeconversation ” 21
- Action “commitconversations ” 23
- Action “createconversation ” 17
- Action “deleteconversation ” 19
- Action “listconversation ” 25

D

Default XML files 215

- inputassociatelrmmwithcontainer 247
- inputchangecontainer 240
- inputchangeconversation 216
- inputchangej2eeresource 253
- inputchangej2eeresourceinstance 255
- inputchangej2eeserver 232
- inputchangelrm 243
- inputchangelrmi 246
- inputchangeserver 224
- inputchangeserverinstance 238
- inputchangesysplex 217
- inputchangesystem 219
- inputcommitconversation 216
- inputcreatecontainer 239
- inputcreateconversation 215
- inputcreatej2eeresource 251
- inputcreatej2eeresourceinstance 254
- inputcreatej2eeserver 230
- inputcreatelrm 242
- inputcreatelrmi 244
- inputcreateserver 221
- inputcreateserverinstance 236
- inputcreatesystem 219
- inputdeletecontainer 240
- inputdeleteconversation 215
- inputdeletej2eeapplication 228
- inputdeletej2eeresource 252
- inputdeletej2eeresourceinstance 255
- inputdeletej2eeserver 232
- inputdeletelrm 242
- inputdeletelrmi 245
- inputdeleteserver 223
- inputdeleteserverinstance 237
- inputdeletesystem 221
- inputdisassociatelrmmfromcontainer 248
- inputexportj2eeserver 235
- inputexportserver 227
- inputimportapplicationfamily 249
- inputimportj2eeserver 235
- inputimportserver 226
- inputlistapplicationfamily 250
- inputlistcontainer 241
- inputlistconversation 217
- inputlistj2eeapplication 227
- inputlistj2eecomponents 228
- inputlistj2eemodules 229
- inputlistj2eeresource 253
- inputlistj2eeresourceinstance 256
- inputlistj2eeserver 234
- inputlistlrm 244
- inputlistlrmassociatedwithcontainer 248
- inputlistlrm 246
- inputlistserver 225
- inputlistserverinstance 238
- inputlistsysplex 218
- inputlistsystem 220
- inputprocessearfile 251

Default XML files (continued)

- inputremoveapplicationfamily 250
- direct deployment tool 179

I

Installation 1

- Setting up the client environment 3

Introduction i

ISearchByClassConcept 1

- ISearchByClassExample 18, 20, 21, 22, 23, 24, 26, 27, 30, 32, 33, 35, 36, 37, 38, 39, 40, 41, 42, 48, 49, 51, 55, 56, 57, 58, 60, 61, 63, 64, 69, 71, 73, 74, 78, 80, 82, 83, 85, 86, 88, 89, 92, 93, 94, 96, 97, 98, 100, 101, 102, 104, 107, 108, 110, 112, 113, 114, 115, 118, 119, 120, 121, 123, 124, 125, 126, 128, 129, 130, 131, 132, 133, 134, 135, 137, 138, 139, 140, 141, 142, 143, 144, 147, 148, 149, 150, 151, 154, 156, 158, 161, 162, 163, 165, 166, 167, 171, 172, 173, 174, 175, 176, 177, 178, 207, 209, 211, 213, 257, 259, 262

ISearchByClassProcedure 3, 179

- ISearchByClassReference 5, 6, 7, 8, 10, 12, 15, 17, 19, 21, 23, 25, 27, 28, 31, 33, 34, 36, 38, 40, 43, 45, 50, 52, 57, 59, 62, 64, 67, 72, 75, 81, 84, 87, 90, 91, 93, 96, 99, 101, 105, 106, 109, 111, 113, 115, 116, 119, 121, 124, 126, 127, 129, 131, 133, 135, 136, 138, 140, 142, 144, 146, 147, 149, 151, 153, 155, 157, 159, 160, 162, 164, 165, 167, 169, 172, 174, 176, 207, 209, 211, 213, 215, 216, 217, 218, 219, 220, 221, 223, 224, 225, 226, 227, 228, 229, 230, 232, 234, 235, 236, 237, 238, 239, 240, 241, 242, 243, 244, 245, 246, 247, 248, 249, 250, 251, 252, 253, 254, 255, 256

ISearchByClassTask 3

J

J2EE application

- Action “deletej2eeapplication” 96
- Action “listj2eeapplication” 93
- Action “listj2eecomponents” 101
- Action “listj2eemodules” 99
- Action “processearfile” 91

J2EE Resource Instances

- Action “changej2eeresourceinstance” 174
- Action “createj2eeresourceinstance” 169
- Action “deletej2eeresourceinstance” 172
- Action “listj2eeresourceinstance” 176

J2EE Resources

- Action “changej2eeresource” 164
- Action “createj2eeresource” 160
- Action “deletej2eeresource” 162
- Action “listj2eeresource” 165

J2EE Server

- Action “changej2eeserver” 75
- Action “createj2eeserver” 67
- Action “deletej2eeserver” 72
- Action “exportj2eeserver” 87
- Action “importj2eeserver” 84
- Action “listj2eeserver” 81

L

LRM

- Action “changelrm” 131
- Action “createlrm” 127
- Action “deletelrm” 129
- Action “listlrm” 133

LRMI

- Action “changelrmi” 140

LRMI (*continued*)

- Action "createlrmi" 136
- Action "deletelrmi" 138
- Action "listlrmi" 142

R

- REXX script samples 257
 - Add container and LRM to active server 259
 - Change attributes of active server 257
 - Delete application from active server 262

S

Server

- Action "changeserver" 52
- Action "createserver" 45
- Action "deleteserver" 50
- Action "exportserver" 62
- Action "importserver" 59
- Action "listserver" 57

Server Instances

- Action "changeserverinstance" 111
- Action "createserverinstance" 106
- Action "deleteserverinstance" 109
- Action "listserverinstance" 113

SM Scripting API

- Installation 1
- Introduction i

Sysplex

- Action "changesysplex" 28
- Action "listsysplex" 31

System

- Action "changesystem" 38
- Action "createsystem" 34
- Action "deletesystem" 36
- Action "listsystem" 40

X

- XMLEXTRACT 213
- XMLFIND 211
- XMLGEN 207
- XMLPARSE 209



Program Number: 5655-F31

Printed in the United States of America

SA22-7839-06

