

Support Technical Exchange:

# Maximo Enterprise Adapter for Oracle Applications

Upgrade Planning from Maximo 6.2 to 7.5

Mimi Ahn, Design/Architecture [mimia@us.ibm.com](mailto:mimia@us.ibm.com)

19-July-2012



## Introduction

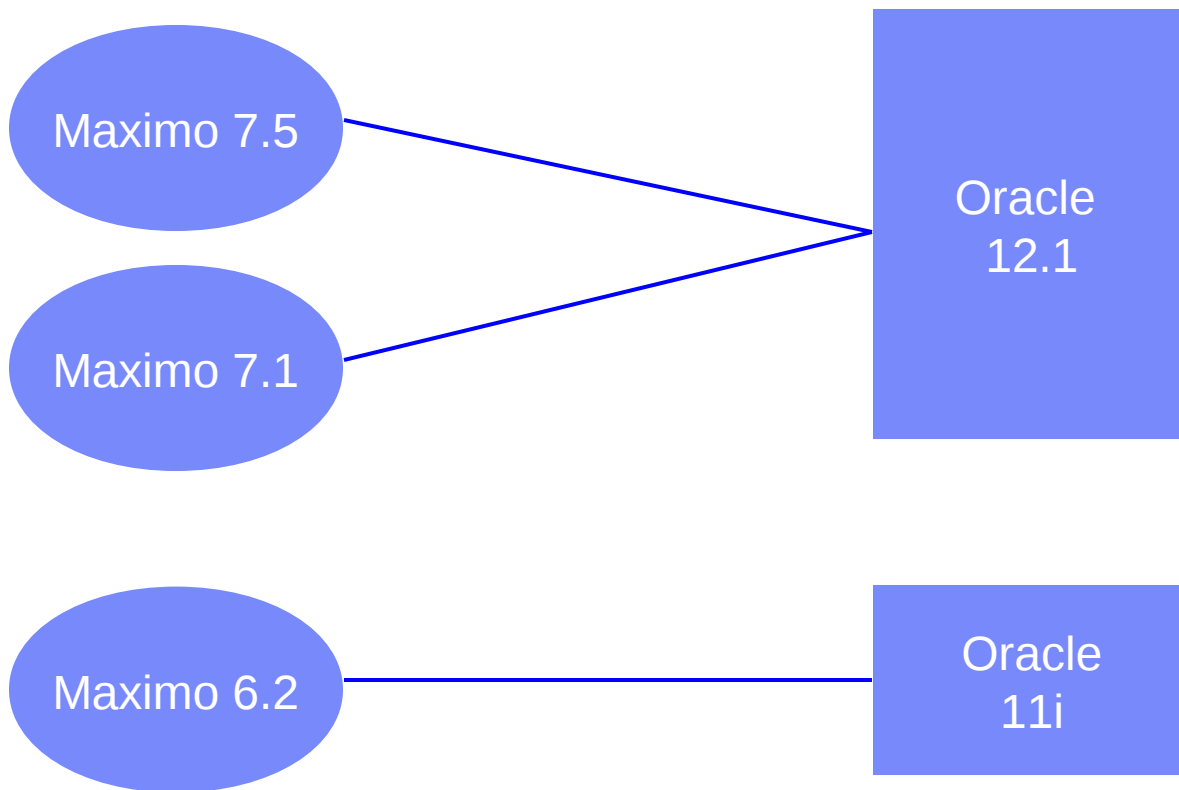
- This presentation provides information of the Maximo Enterprise Adapter for Oracle Applications customer who wants to upgrade their Maximo Asset Management (MAM) version 6.2 to 7.5.
  
- Objectives:
  - Will know the enhancements of the MAM 7.1 and 7.5
  - Will know how to plan their upgrade

# Agenda

- Supported Versions
- What's new in MX 7.1 released?
- What's new in MX 7.5 released?
- Upgrade Planning
- Maximo Enterprise Adapter with the different Oracle versions
- Material References

## IBM Maximo Enterprise Adapter for Oracle Versions

- The standard Oracle Adapter has been verified on the following Maximo and Oracle version combinations.



## What's New in MEA-ORA 7.1 released?

- Changes in Maximo
  - Item Status
  - Maximo Integration Framework (Maximo Enterprise Adapter)
    - End Points
    - External System
    - Integration Controls
    - Object Structures
    - Publish Channels
      - Outbound Interfaces
    - Enterprise Services
      - Inbound Interfaces
    - Message Reprocessing
    - Message Tracking

## What's New in MEA-ORA 7.1 released? – (cont.)

- Changes in MEA-ORA Adapter
  - Company Enterprise Service
    - Contact Sync & Updates
  - Purchasing/Receipt Enterprise Service
    - Fixed/Rate Line Types for Inbound Oracle Purchasing
  - Invoice Enterprise Service
    - Invoice Line Number Format
  - Item Publish Channel
    - Lot Start Number and Prefix on Lot Items
  - Purchasing/Contract Publish Channel
    - Elimination of CAI (Cooperative Applications Initiative) , One Flavor
    - Std Interface Enhanced for PO/PC Updates
  - Projects Interface Packaging

## What's New in MEA-ORA 7.5 released?

- Chart of Accounts (Inbound)
  - Supports multiple Oracle Chart of Accounts in one Maximo DB
    - Maximo 7.5 enhanced multiple General Ledger account structures that can be configured for the specific to organization in one Maximo DB
  - GL Account Effectivity
    - Supports Maximo GL account effective dates by using Oracle GL's start and end dates
- Item Stock and Non-stock
  - Keeps all the Oracle owned items as the stocked
  - Use REORDER flag to indicate the stock or Non-stock
- Inventory Costs
  - LIFO/FIFO cost methods
- Reservation
  - Supports Maximo Hard/Soft reservation

## What's New in MEA-ORA 7.5 released? – (cont.)

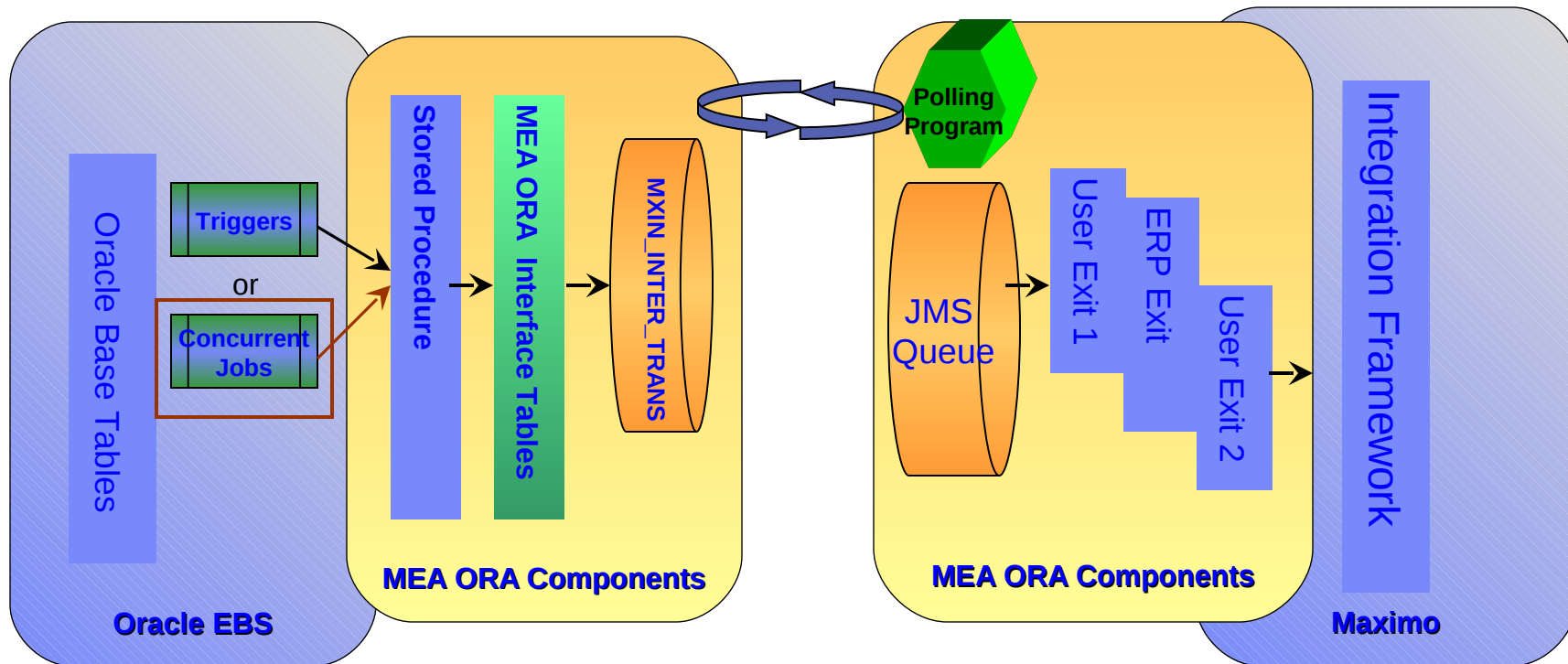
- **Purchase Order Revision**
  - Oracle Adapter supports this new Maximo 7.5 enhancement in various of inbound and outbound PO/Receipts/Invoices integrations
  
- **Receipt Tolerance**
  - Oracle Adapter supports the following integrations for this new Maximo 7.5 enhancement
    - PO (IN/OUTBOUND)
    - RECEIPTS (IN/OUTBOUND)
    - INVOICE (IN/OUTBOUND)
  
- **Void Receipts**
  - Support of Void Receipts through Receipts Outbound
  
- **Return Asset to Vendor (Oracle Adapter Enhancement)**
  - Support Receipt Inbound and Outbound and pass the Asset number.



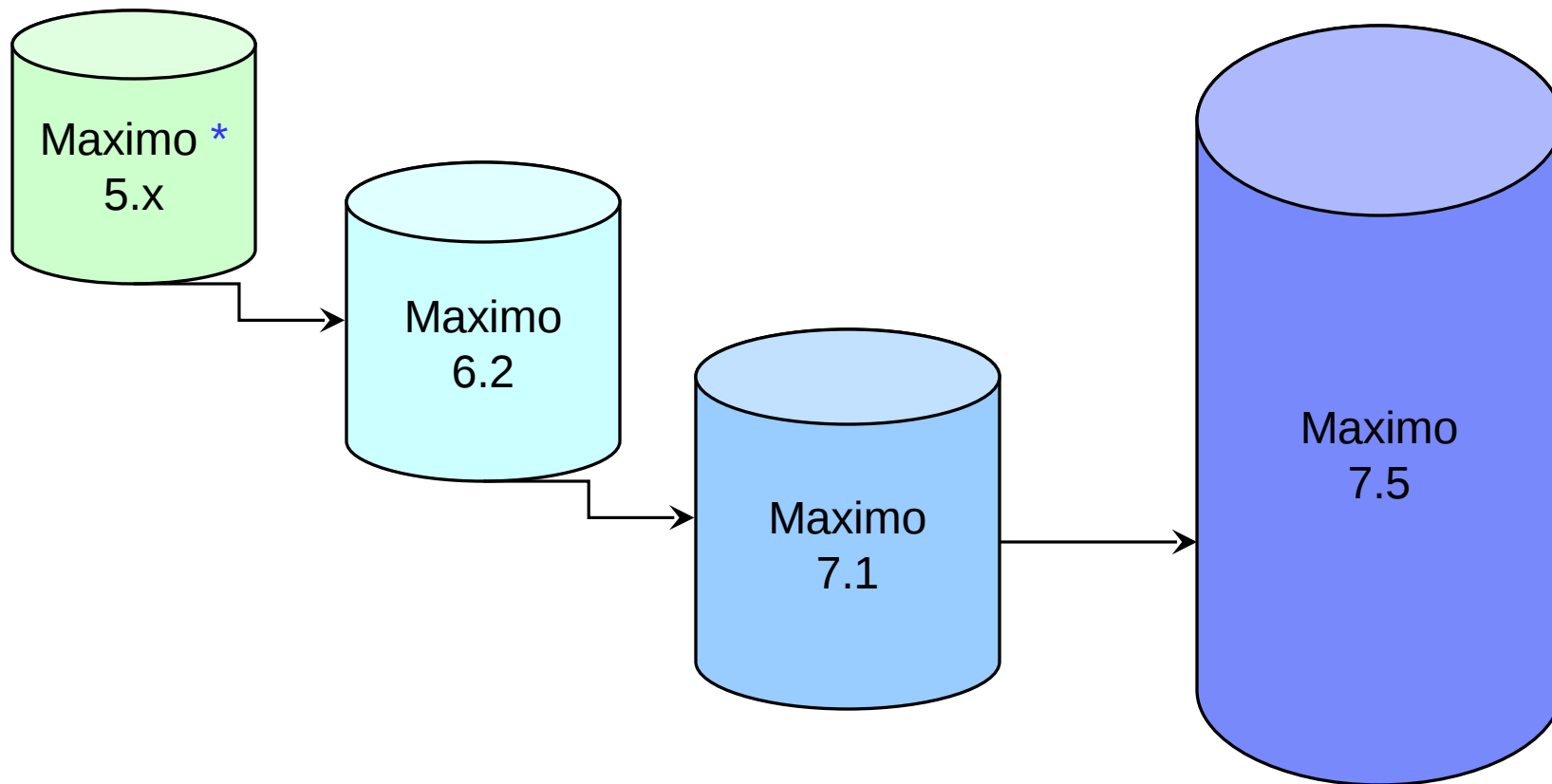
## What's New in MEA-ORA 7.5 released? – (cont.)

- Invoice Integrations
  - Invoice Reversals for the Approved/Paid Invoice
    - When an original invoice contains errors that you can reverse the original invoice without return of goods transaction.
  - Invoice General Ledger (G/L) Posting Date
    - Added new G/L posting date to determine the financial period.
    - GL Post date has been mapped during Invoice inbound and outbound integration.
  
- New additional integration method using Concurrent Job from Oracle to Maximo
  - Concurrent Jobs
    - We query Oracle base table to detect new transactions to map to Maximo interface tables

# Oracle Adapter Integration from Oracle to Maximo



# Upgrading to Maximo 7.5



\* **Ordering Previous Maximo Upgrade Utilities**

To order the Maximo 4-5, 5-6 upgrade packages, please complete the attached Maximo Upgrade Request Document and email to [mxprdreq@us.ibm.com](mailto:mxprdreq@us.ibm.com).



[MaximoProductRequestFormv5.doc](#)

## Upgrading Maximo Enterprise Adapter for Oracle Applications to 7.5

- Customers from MX 7.1 to 7.5
  - Customers on Maximo Asset Management version 7.1 must upgrade to version 7.5 and then install Maximo Enterprise Adapter for Oracle Applications 7.5
  
- Customers from 6.2 to 7.5
  - Must do the Maximo 6.2 to 7.1 upgrade then install version 7.5, and finally install Maximo Enterprise Adapter for Oracle Applications version 7.5

# Maximo Upgrade Resources

<http://pic.dhe.ibm.com/infocenter/tivihelp/v49r1/index.jsp?topic=%2Fcom.ibm.meora.doc%2Fwelcome.html>

The screenshot shows the IBM Maximo Enterprise Adapter for Oracle Applications, Version 7.5 information center page. The page layout includes a top navigation bar with the IBM logo, a search bar, and a navigation menu on the left. The main content area is divided into sections for Installing, Upgrading, and Performing common tasks. A blue box highlights the 'Upgrading' section and its link 'Maximo Upgrade Resources'.

**Contents**

- IBM TRIRIGA
- IBM TRIRIGA Application Platform 3.2.1
- Maximo Adapter for Microsoft Project
- Maximo Adapter for Primavera
- Maximo Asset Configuration Manager
- Maximo Archiving with InfoSphere Optim Data Growth Sol
- Maximo Asset Management
- Maximo Asset Management Essentials
- Maximo Asset Management Scheduler
- Maximo Calibration and Maximo for Life Sciences
- Maximo Change and Corrective Action Manager
- Maximo Data Center Infrastructure Management
- Maximo Enterprise Adapter
  - Product overview for Maximo Enterprise Adapter
  - Maximo Enterprise Adapter for Oracle Applications
    - Product overview
      - Installing Maximo Enterprise Adapter for Oracle Applicat
      - Administering Maximo Enterprise Adapter for Oracle App
      - Integration Mappings Guide
      - Release notes
    - Maximo Enterprise Adapter for SAP Applications
- Maximo Everyplace
- Maximo for Government
- Maximo for Nuclear Power
- Maximo for Oil and Gas

**Maximo Enterprise Adapter >**

**Maximo Enterprise Adapter for Oracle Applications, Version 7.5**

Contains information describing the Maximo® Enterprise Adapter for Oracle Applications products and features.

**Learning** | **Tasks** | **Community and support**

The information center contains topics that help you with basic, as well as advanced, tasks.

**Installing**

- Quick Start Guide
- Installing IBM Maximo Enterprise Adapter for Oracle Applications

**Upgrading**

- Maximo Upgrade Resources

**Performing common tasks**

- Administering IBM Maximo Enterprise Adapter for Oracle Applications
- Integration Mappings Guide

**Resolving problems**

- Troubleshooting and support
- IBM Support Assistant

**Information center tips**

**Go Back and Go Forward:**  
Navigate through your information center topic history.

# Maximo 7.5 Upgrade Resources

IBM United States [ change ] Search

Home Solutions Services Products Support & downloads My IBM Welcome [ IBM Sign in ] [ Register ]

← IBM Support Portal

## Maximo Upgrade Resources



Tags **Add a tag** | Search all tags

Add a tag +

My tags | All tags

View as cloud | list

More Less

5.2 6.2.6 6.2.7 Maximo calibration 6.5... ci407ml maximo maximo 7 websph... maximo everypla... maximo webspher... upgrade

### Technote (troubleshooting)

#### Problem(Abstract)

This technote provides information on the various Maximo upgrade programs.

#### Resolving the problem

#### Latest News

On March 7, 2012, IBM Software released the Maximo Asset Management and Maximo Asset Management Essentials 7.5.0.2 fix pack.

On December 8, 2011, IBM Software released the Base Services 7.1.1.10 fix pack for Maximo Asset Management, Maximo Asset Management Essentials, and Tivoli Asset Management for IT.

#### Upgrade Considerations

##### Upgrading to Maximo Asset Management 7.5

On April 29th, 2011, IBM released [Maximo Asset Management 7.5](#). IBM Support strongly recommends that you thoroughly review the Maximo 7.1 to 7.5 Upgrade Guide below for complete upgrade details and instructions prior to starting any 7.5 upgrade effort. This upgrade information is provided for upgrading from Maximo Asset Management 7.1 deployments that include Maximo Base Services fix pack 7.1.1.7, fix pack 7.1.1.8, fix pack [7.1.1.9](#) and fix pack [7.1.1.10](#). On March 7th, 2012, IBM released fix pack [7.5.0.2](#). Fix Pack 7.1.1.10 systems can upgrade to 7.5.0.2.

Reporting options change in v7.5. Existing users of Actuate Reporting and Business Objects Crystal Reports need to evaluate their reporting options in the 7.5 release. v7.5 does not include the reporting integration code specific to Actuate and Crystal Reports and existing 5/6/7.1 report delivery and configuration options must be reviewed. For additional information, please click [here](#).

The following 7.1 products do not currently have a 7.5 version equivalent. At this time, you cannot upgrade to 7.5 if you have any of the following 7.1 products:

- Tivoli Provisioning Manager
- Tivoli Service Automation Manager

#### Rate this page:



Average rating 15 users

#### Add comments

#### Document information

[IBM Maximo Asset Management](#)

#### Upgrade Programs

#### Software version:

4.1.1, 5.1, 5.2, 6.0, 6.1, 6.2, 6.2.1, 6.2.2, 6.2.3, 6.2.4, 6.2.5, 6.2.6, 6.2.7, 6.2.8, 7.1, 7.1.1, 7.5

#### Operating system(s):

Platform Independent

#### Reference #:

1266217

#### Modified date:

2012-03-15

#### Translate my page

Select Language

#### Availability Notices

→ Maintenance Window

→ Unscheduled Maintenance Window

# Maximo 7.5 Upgrade Resources – (cont.)




## Ordering Previous Maximo Upgrade Utilities

To order the Maximo 4-5, 5-6 upgrade packages, please complete the attached Maximo Upgrade Request Document and email to [mxprdreq@us.ibm.com](mailto:mxprdreq@us.ibm.com).



[MaximoProductRequestFormv5.doc](#)

## Maximo 7.5 Upgrade Documentation


What's New in version 7.5	<a href="http://bit.ly/iH1Pwu">http://bit.ly/iH1Pwu</a>
Maximo 7.1 to 7.5 Upgrade Guide	 <a href="#">mam_7.5_upgrade_guide.pdf</a>
Database differences between Maximo 7.1.1.8 and 7.5	 <a href="#">DBdiff75Comparedto7118.xls</a>
Database differences between Maximo 7.1.1.7 and 7.5	 <a href="#">DBdiff75Comparedto7117.xls</a>

## Maximo 7.1 Upgrade Documentation

What's New in version 7.1 Guide	 <a href="#">what's new in release 71.pdf</a>
Maximo 6 to 7.1 Upgrade Guide	 <a href="#">6 to 7 upgrade e16.pdf</a>

## MX7.5 with a Oracle version other than EBS 12.1

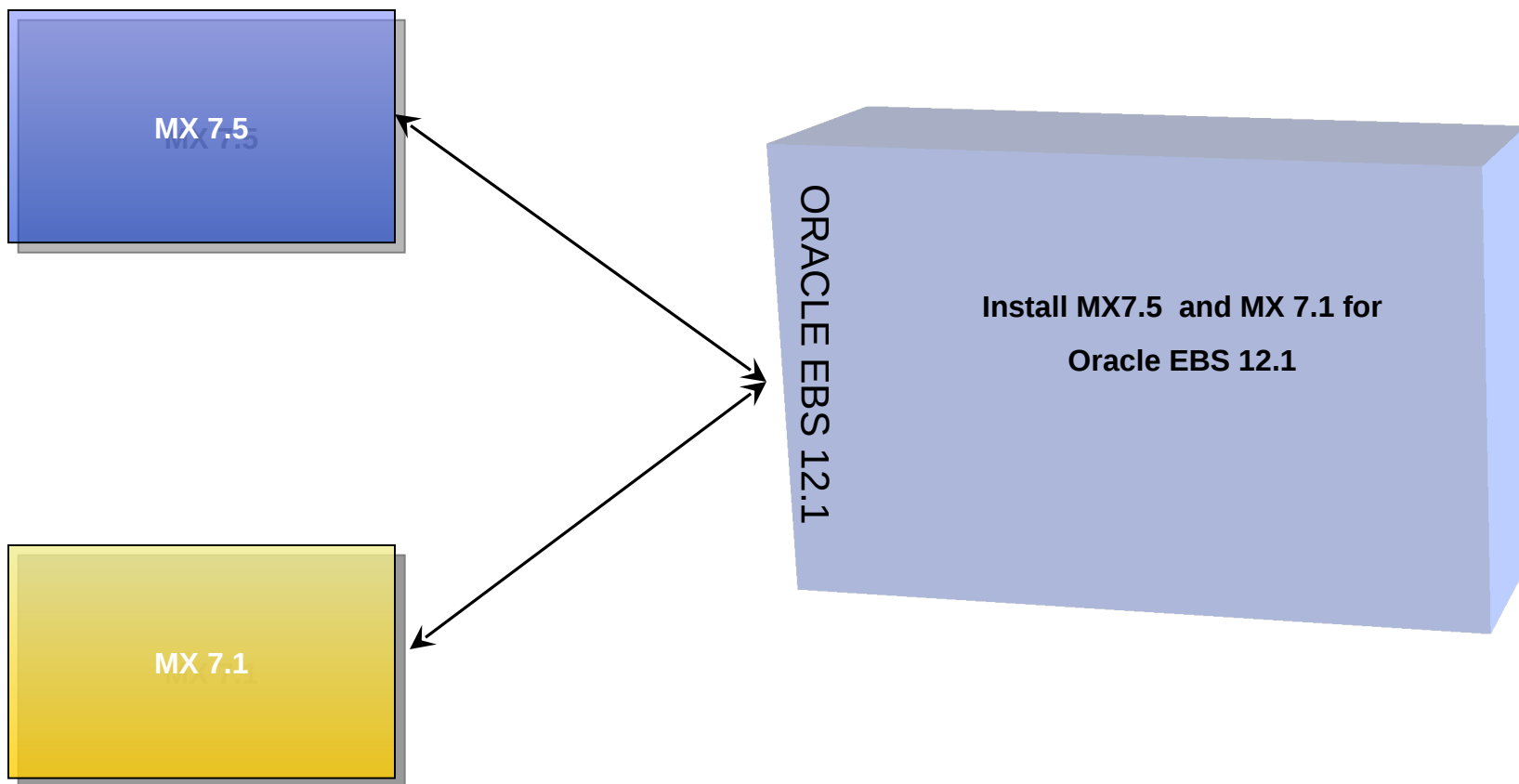
- What does IBM support when customers have implemented Maximo 7.5 with a Oracle version other than EBS 12.1?
  - Any issues that can be reproduced in standard Oracle Adapter version (EBS 12.1) will have a hot fix provided to clients
  - If issues are not reproduced in standard Oracle Adapter version then these issues are related to version specific customization. These issues may be fixed by working with IBM GBS.



.....Customization.....



# Multiple versions of Maximo with one Oracle EBS 12.1



# Reference Materials

- **Information center**
  - <http://publib.boulder.ibm.com/infocenter/tivihelp/v49r1/topic/com.ibm.measOra.doc/welcome.html>
  
- **Release Notes**
  - <http://pic.dhe.ibm.com/infocenter/tivihelp/v49r1/index.jsp?topic=%2Fcom.ibm.measOra.doc%2Fcommon%2Frelnotes.html>
  
- **Installation prerequisite**
  - <http://www.ibm.com/developerworks/wikis/display/maximo/Overview+and+Planning>
  
- **System Requirements**
  - <http://www.ibm.com/developerworks/wikis/display/maximo/System+Requirements+for+Maximo+Products>

## Be Connected

- **Service Management Connect (SMC)**
  - <https://www.ibm.com/developerworks/servicemanagement/>
  
- **Asset Management SMC**
  - <https://www.ibm.com/developerworks/servicemanagement/am/index.html>
  
- **Asset Management Support Community**
  - <http://www-304.ibm.com/support/docview.wss?uid=swg21418666>
  
- **Maximo Enterprise Adapter for Oracle Applications**
  - <https://w3-connections.ibm.com/communities/service/html/communityview?communityUuid=23af252e-2c85-48e5-9983-8995bfbd2c89>

## Contact Information

### ▪ **Support Contact**

- Russ Phillips - [Russ.Phillips@us.ibm.com](mailto:Russ.Phillips@us.ibm.com)
- Karen Lang - [karen.lang@us.ibm.com](mailto:karen.lang@us.ibm.com)
- Manager: Michael Crispin - [mcrispin@us.ibm.com](mailto:mcrispin@us.ibm.com)

### • **Product Design and Architect:**

- Mimi Ahn - [mimia@us.ibm.com](mailto:mimia@us.ibm.com)
- Manager: Stan Smith - [stans@us.ibm.com](mailto:stans@us.ibm.com)

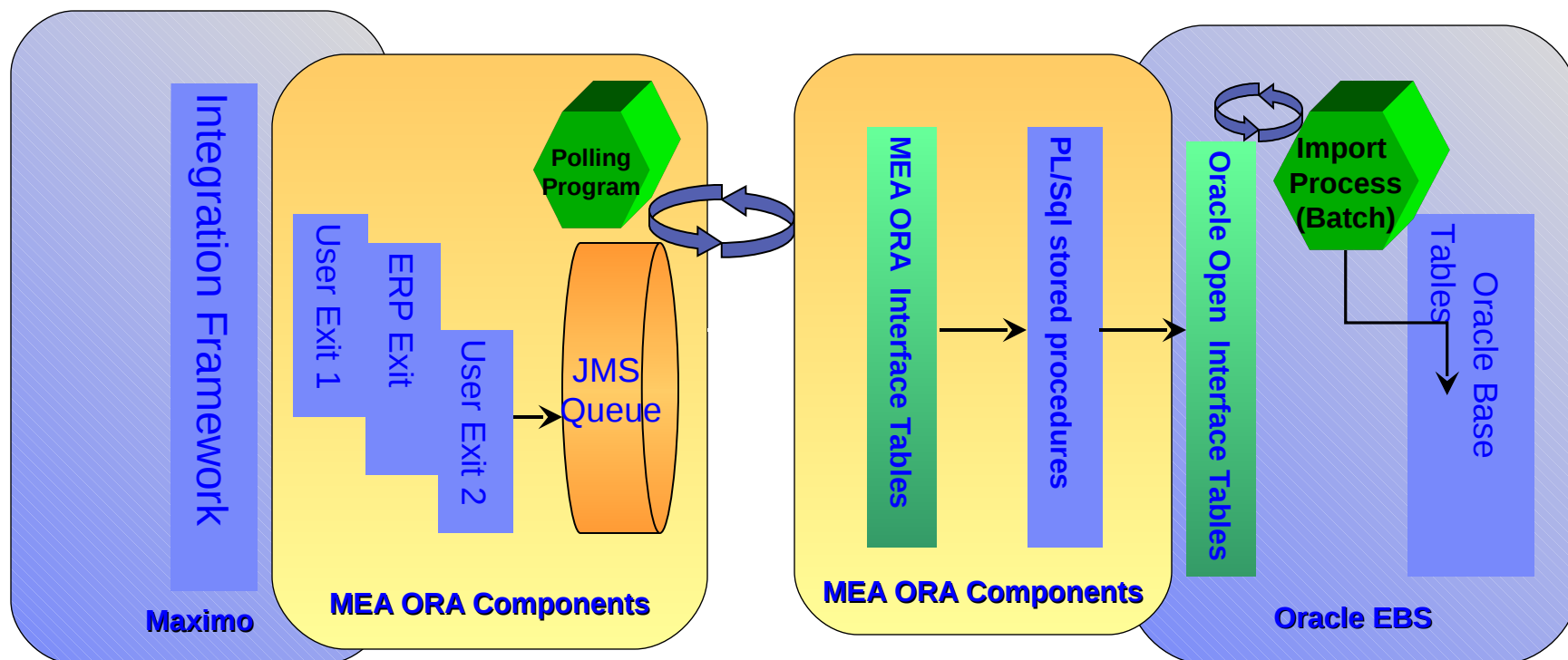
### • **Development Manager:**

- Fernando Cabrera Giglio - [fgiglio@br.ibm.com](mailto:fgiglio@br.ibm.com)

QUESTIONS??

# Backup

# Oracle Adapter Integration from Maximo to Oracle



# Pre and Post Upgrade of Oracle Adapter from 6.2 to 7.1

**Maximo Enterprise Adapter for Oracle Applications**

The Maximo Asset Management upgrade program upgrades Maximo® Enterprise Adapter for Oracle Applications (Oracle ERP adapter) and your Maximo database at the same time. The upgrade program only supports Oracle E-Business Suite 12. After you complete the upgrade, the Oracle ERP adapter is upgraded from release 6.2 to release 7.1.

**What is new**

Before you upgrade the Oracle ERP adapter, ensure that you are aware of the features in release 7.1 and how the features might affect your implementation and customizations.

**Oracle Project Accounting interfaces**

The Oracle Project Accounting interfaces are now part of the Oracle ERP adapter.

If the interfaces are installed in your environment, the Maximo Asset Management upgrade program upgrades them from release 6.2 to release 7.1. Otherwise, the upgrade program installs the release 7.1 interfaces.

**Inbound company interface**

Oracle E-Business Suite uses the inbound company interface of the Oracle ERP adapter to send vendor information and vendor contacts to Maximo Asset Management. This interface has changed to support the vendor changes in Oracle E-Business Suite.

The following changes have been made to the inbound company interface:



# Preparing upgrade for MEA-ORA Adapter from 6.2 to 7.1

Preparing to upgrade to the Oracle ERP adapter 7.1

## Preparing to upgrade to the Oracle ERP adapter 7.1

There are tasks that you complete to make Maximo, Oracle E-Business Suite, and Oracle ERP adapter meet the required conditions for upgrading the adapter 6.2 to release 7.1.

The following list provides an overview of the these tasks:

- ▼ Updating the release 6.2 customizations
- ▼ Completing transactions
- ▼ Backing up data
- ▼ Applying the latest patches

Ensure that the configurations you specify in this section are compatible with those you specified in "Preparing to upgrade Maximo Enterprise Adapter," page 19.

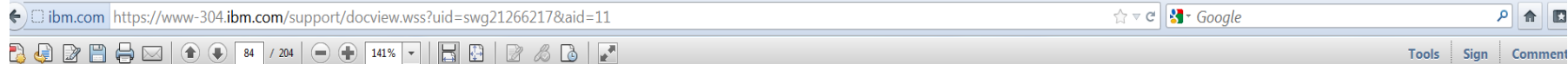
### Updating the release 6.2 customizations

A major part of the upgrade process is planning and implementing the transfer of customizations from release 6.2 to release 7.1 of the Oracle ERP adapter.

You must review your custom release 6.2 interfaces, processing classes, and mappings to determine whether the release 7.1 database columns, interfaces, enterprise services, publish channels, and integration controls affect them.

For more information about the release 7.1 features and mappings of the Oracle ERP adapter, see the following guides:

# Completing upgrade for MEA-ORA Adapter from 6.2 to 7.1



- Bookmarks
- Contents
- Upgrade overview
- Preparing to upgrade
- Upgrading the database
- Completing the upgrade process
  - Verifying the install.properties values
  - Updating the Maximo database
  - Reviewing your upgraded screens
  - Performing database administration tasks
    - Reviewing custom relationships
    - Reviewing table domains and crossover domains
    - Validating upgraded restrictions
    - Re-enabling audit functions
    - Reviewing version 7 planned attribute changes in work-order-based applications
  - Reviewing IBM Global Services applications
  - Updating statistics
  - Associating existing document types (folders) with new version 7 applications
  - Adding new applications to security groups
  - Completing the Maximo Enterprise Adapter upgrade process
  - Completing the SAP ERP adapter upgrade process
  - Completing the Oracle ERP adapter upgrade process**
    - Configuring the Oracle ERP adapter
    - Installing PL/SQL objects
    - Synchronizing data between Oracle and Maximo
    - Creating and running concurrent requests
    - Configuring the Projects integration
    - Upgrading Integration Composer
  - Completing the Maximo for Oil and Gas upgrade process
  - Completing the upgrade for Maximo Mobile Work Manager or Maximo Mobile Inventory Manager
  - Completing the upgrade for CCMDB
  - Running the VarcharMultiplier utility for double-byte languages
  - Completing the upgrade for globalized languages
- Maximo Enterprise Adapter updates

## Completing the Oracle ERP adapter upgrade process

After the upgrade utilities program runs, you perform the tasks that enable the Oracle ERP adapter to integrate Maximo Asset Management and Oracle E-Business Suite.

The following list provides an overview of the tasks that you perform to complete the adapter upgrade process:

- ▼ Configuring the Oracle ERP adapter
- ▼ Installing PL/SQL objects

80

IBM Maximo: Upgrade Guide

### Completing the Oracle ERP adapter upgrade process

- ▼ Synchronizing data between Oracle and Maximo
- ▼ Creating and running concurrent requests
- ▼ (Optional) Configuring the Projects integration

Ensure that the configurations you specify in this section are compatible with those you specified in "Completing the Maximo Enterprise Adapter upgrade process," page 71.

### Configuring the Oracle ERP adapter