

IBM Spectrum Protect  
Version 8.1.4

## *Server Messages and Error Codes*





IBM Spectrum Protect  
Version 8.1.4

*Server Messages and Error Codes*



**Note:**

Before you use this information and the product it supports, read the information in “Notices” on page 689.

This edition applies to version 8, release 1, modification 4 of IBM Spectrum Protect (product numbers 5725-W98, 5725-W99, 5725-X15, 5725-X18) and to all subsequent releases and modifications until otherwise indicated in new editions.

© **Copyright IBM Corporation 1993, 2017.**

US Government Users Restricted Rights – Use, duplication or disclosure restricted by GSA ADP Schedule Contract with IBM Corp.

---

## Contents

### About this publication . . . . . v

Who should read this publication . . . . . v

Publications . . . . . v

### Chapter 1. Introduction to messages . . 1

IBM Spectrum Protect server and client messages  
format . . . . . 1

Interpreting return code messages . . . . . 2

    Example one for QUERY EVENT command . . . 3

    Example two for DEFINE VOLUME command . . 3

### Chapter 2. ANE messages . . . . . 5

ANE messages list . . . . . 5

### Chapter 3. ANR messages . . . . . 35

ANR messages list . . . . . 35

### Chapter 4. Descriptions of I/O codes in server messages. . . . . 675

Completion code and operation code values  
overview . . . . . 676

Device drivers completion codes: Common  
codes . . . . . 676

Device drivers completion codes: Media  
changers . . . . . 677

Device drivers completion codes: Tape drives . . 679

Descriptions of standard ASC and ASCQ codes . . 680

ASC and ASCQ codes in the Windows Event  
Log. . . . . 684

### Chapter 5. Device error codes in the AIX system error log . . . . . 685

### Appendix. Accessibility features for the IBM Spectrum Protect product family. . . . . 687

Notices . . . . . 689

Glossary . . . . . 693



---

## About this publication

IBM Spectrum Protect™ is an enterprise-wide storage management application for the network. It provides automated storage management services to multi-vendor workstations, personal computers, and local area network (LAN) file servers.

This publication contains explanations and suggested actions for messages issued by the IBM Spectrum Protect server.

---

## Who should read this publication

The target audience for this publication is system administrators who service the IBM Spectrum Protect components. In this publication, it is assumed that you have a working knowledge of the IBM Spectrum Protect server and client components.

---

## Publications

The IBM Spectrum Protect product family includes IBM Spectrum Protect Snapshot, IBM Spectrum Protect for Space Management, IBM Spectrum Protect for Databases, and several other storage management products from IBM®.

To view IBM product documentation, see IBM Knowledge Center.





---

## Chapter 1. Introduction to messages

Messages, error codes, and return codes are issued by the IBM Spectrum Protect server and clients.


Messages and codes can appear on the server console, the administrative client, an operator terminal, the administrative graphical user interface, the backup-archive client, or the hierarchical storage management client (HSM client).

IBM Spectrum Protect provides an activity log to help the administrator track server activity and monitor the system. The activity log contains messages generated by the server, and is stored in the database. The server automatically deletes messages from the activity log after they have passed the specified retention period. Any messages sent to the server console are stored in the activity log. Examples of the types of messages stored in the activity log include:

- When client sessions start or end
- When migration starts or ends
- When backed up files are expired from server storage
- Any output generated from background processes

Some messages have no explanations and are not published. The client can send statistics to the server providing information about a backup or restore. These statistics are informational messages that can be enabled or disabled to the various event logging receivers. These messages are not published.

### Related tasks:

 Using the activity log (V7.1.1)

---

## IBM Spectrum Protect server and client messages format

IBM Spectrum Protect server and client messages consist of the following elements:

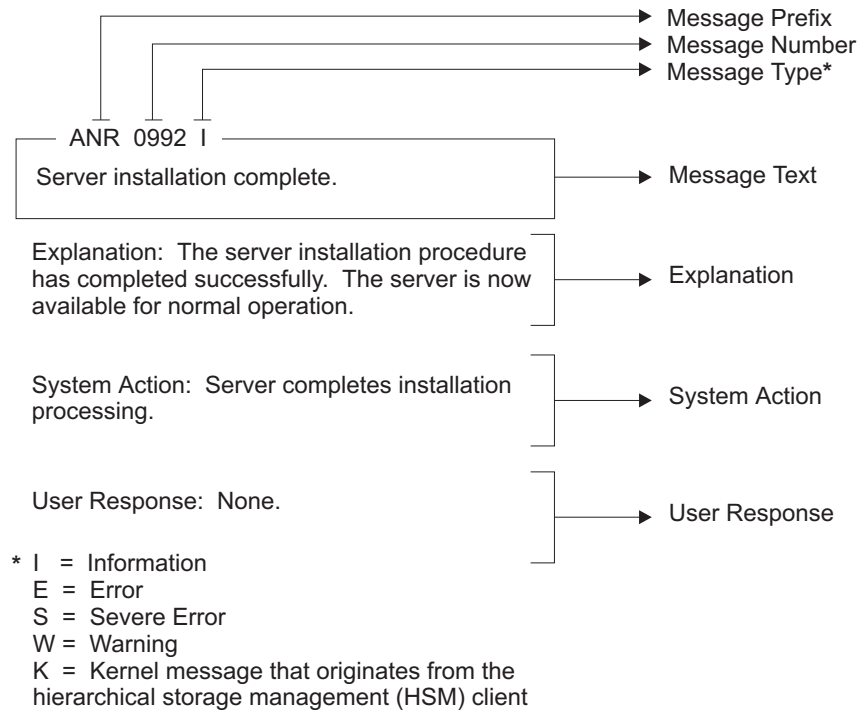
- A three-letter prefix. Messages have different prefixes to help you identify the IBM Spectrum Protect component that issues the message. Typically, all messages for a component have the same prefix. Sometimes a component issues messages with two or three different prefixes.  
For example, backup-archive clients issue messages with the ANS prefix. Backup-archive client events that are logged to the server have the ANE prefix. Server common and server platform-specific messages have the ANR prefix.
- A numeric message identifier.
- A one-letter severity code. The following codes indicate the severity of the action that generated the message:

Code	Severity	Meaning
S	Severe	The product or a product function cannot continue. User response is required.
E	Error	An error is encountered during processing. Processing might stop. User response might be required.
W	Warning	Processing continues, but problems might occur later as a result of the warning.
I	Information	Processing continues. User response is not necessary.

- Message text that is displayed on screen and written to message logs.
- Explanation, System Action, and User Response texts. These texts elaborate on the message text, and are available in the product messages publications and in the command line help.

The following image presents a typical IBM Spectrum Protect server message.

The callouts identify each element of the message.



Message variables in the message text appear in *italics*.

## Interpreting return code messages

Many different commands can generate the same *return code*. The following examples are illustrations of two different commands issued that result in the same return code; therefore, you must read the *descriptive message* for the command.

In these examples, two different commands yield the same return code, but they also return descriptive messages that are unique to each command. The two commands are `q event standard dddd` and `def vol cstg05 primary`. Both yield a generic message with return code:

ANS5102I: Return Code 11.

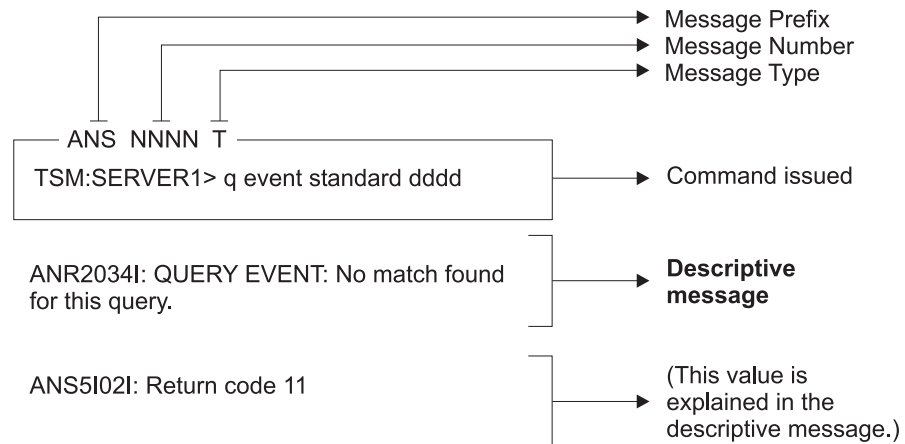
But the first command also yields a descriptive message:

ANR2034I: QUERY EVENT: No match found for this query.

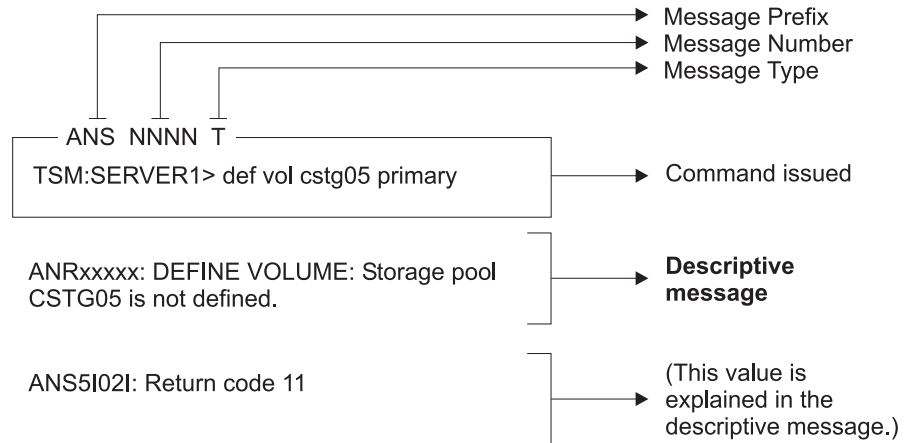
And the second command also yields a unique, descriptive message:

ANRxxxx: DEFINE VOLUME: Storage pool CSTG05 is not defined.

## Example one for QUERY EVENT command



## Example two for DEFINE VOLUME command





---

## Chapter 2. ANE messages

ANE messages are issued by the server. All messages with the ANE prefix are client events logged to the server.

---

### ANE messages list

Messages are listed in ascending numerical order. All elements of the message are documented.

For a list of new, changed, and deleted server messages, see the following files in the server installation directory:

#### **Release\_msg\_chgs**

This file contains all new, changed, and deleted messages from the previous server version to the current version.

#### **Maint\_msg\_chgs**

This file contains all new, changed, and deleted messages from the current server version to the current release.

These files are in the *installation\_directory\doc* directory for Windows operating systems and the *installation\_directory/server/bin/* directory for all other operating systems.

These files are also available in New, changed, and deleted server messages on the IBM Spectrum Protect wiki.

---

#### **ANE4000E Error processing 'filespace-name': file space does not exist.**

**Explanation:** The specified file space (domain) is incorrect or does not exist on the workstation. If the message results from the BACKUP IMAGE command with the -MODE=INCREMENTAL option, it means that you have entered the name of a raw logical volume. The MODE=INCREMENTAL option is not valid for raw logical volumes.

**System action:** Processing stops.

**User response:** Try the operation again, specifying an existing domain (drive letter or file system name). If the message resulted from improper use of the MODE=INCREMENTAL option, try the command again, omitting that option.

---

#### **ANE4001E The file space for domain 'filespace-name' could not be found on the IBM Spectrum Protect server.**

**Explanation:** The specified file space was expected to be found on the server, but it no longer exists. It is possible that a command was issued to delete the file space from the server while the current operation was in progress.

**System action:** IBM Spectrum Protect processing stops.

**User response:** Try the operation again. If the problem recurs, check the error log for any other messages that might indicate a reason for the failure. Try to correct any indicated problems, then try the operation again. If the problem persists, contact IBM technical support for further assistance.

---

#### **ANE4002E Error processing 'filespace-name': volume label does not exist**

**Explanation:** The selected drive does not have a label.

**System action:** IBM Spectrum Protect is unable to do the requested operation without a drive or label entered.

**User response:** If the drive is a floppy drive, place a disk with a volume label in it and retry the operation. If the disk is a hard drive, ensure the drive has a volume label, and retry the operation.

---

#### **ANE4003E Error processing 'filespace-name': duplicate volume label encountered**

**Explanation:** The selected drive has a duplicate volume label. Because IBM Spectrum Protect uses the

volume label to keep track of backup/archive information, it cannot back up or archive files from a drive with a duplicate volume label.

**System action:** IBM Spectrum Protect cannot select the drive.

**User response:** If the volume needs to be available to the system, exit IBM Spectrum Protect, and assign a volume label to the drive. Restart IBM Spectrum Protect and retry the operation.

---

**ANE4004E Error processing 'filesystem  
namepath-namefile-name': destination file  
or directory is write locked**

**Explanation:** The file or directory being restored or retrieved from the server cannot be written to because the destination is write locked. Another operation might have the file open and will not allow it to be updated.

**System action:** File skipped.

**User response:** Either determine which operation has the file write locked, or restore the file to another name or location.

---

**ANE4005E Error processing 'filesystem  
namepath-namefile-name': file not found**

**Explanation:** The file being processed for backup, archive or migrate no longer exists on the client. Another process deletes the file before it can be backed up, archived or migrated by IBM Spectrum Protect.

**System action:** File skipped.

**User response:** None.

---

**ANE4006E Error processing 'filesystem  
namepath-namefile-name': directory path  
not found**

**Explanation:** The operating system returned a "path not found" status when IBM Spectrum Protect attempted to access the directory. You either have specified a directory that does not exist, as shown in the message (*path-name*), or the directory being processed no longer exists on the client because another process deleted it before it could be backed up or archived by IBM Spectrum Protect.

**System action:** The directory is skipped, processing continues

**User response:** Recheck all spelling and punctuation, particularly the placement of directory delimiters (for example, "\""). Correct the syntax if it is incorrect, then retry the operation. Ensure that the path is specified correctly and that the directory actually exists. Retry the command with the corrected path and directory name. If you cannot correct the directory name, use the

Exclude option to exclude the directory from the operation.

---

**ANE4007E Error processing 'filesystem  
namepath-namefile-name': access to the  
object is denied**

**Explanation:** Access to the specified file or directory is denied. You tried to read from or write to a file and you do not have access permission for either the file or the directory.

**System action:** Processing stopped.

**User response:** Ensure that you specified the correct file or directory name, correct the permissions, or specify a new location.

---

**ANE4008E Error processing 'filesystem  
namepath-namefile-name': file is  
temporarily unavailable**

**Explanation:** File is temporarily unavailable.

**System action:** File skipped.

**User response:** Check and see if file is locked by other process. If not, retry the command.

---

**ANE4009E Error processing 'filesystem  
namepath-namefile-name': disk full  
condition**

**Explanation:** No more files can be restored or retrieved because the destination disk is full.

**System action:** The client prompts you for action:

- Retry this object
- Skip this object
- Abort the action

**User response:** Select the appropriate action for this object. Create some free space on the destination disk before you retry the operation. Another option is to restore or retrieve the file to another disk.

---

**ANE4010E Error processing 'filesystem  
namepath-namefile-name': stale NFS handle**

**Explanation:** An NFS file system becomes stale.

**System action:** File system skipped.

**User response:** Verify that the NFS file system is mounted. If the problem persists, unmount and remount the file system, then try the operation again.

---

**ANE4011E Error processing 'filesystem  
namepath-namefile-name': no file handles  
available**

**Explanation:** All file handles for your system are currently in use. No more are available.

**System action:** Processing stopped.

**User response:** Either free some file handles by ending other processes, or modify your system setup to allow for more files to be open at the same time.

---

**ANE4012E** 'filesystem namepath-namefile-name' already exists. It will be skipped.

**Explanation:** The client tried to restore or retrieve the specified file, but the file already existed in the target restore location and the user chose not to replace the existing file.

**System action:** The file is skipped, a message is logged in dsmerror.log, and restore or retrieve processing continues with the next object.

**User response:** The file was skipped because either REPLACE NO was in effect, causing all existing files and directories to be skipped, or REPLACE PROMPT was in effect, and when prompted, the user chose to skip this file or all existing directories and files. No additional action is necessary if the decision to skip the file was deliberate. Otherwise the operation can be retried using either REPLACE ALL REPLACE PROMPT.

---

**ANE4013E** Error processing 'filesystem namepath-namefile-name': invalid file handle

**Explanation:** An internal system error occurred. A file operation failed because an invalid file handle was passed.

**System action:** Processing stopped.

**User response:** Report the problem to your system administrator, and then retry the operation.

---

**ANE4014E** Error processing 'filesystem namepath-namefile-name': unknown system error (error-code) encountered. Program ending.

**Explanation:** An unrecognized and unexpected error-code occurred within the client program. This is a programming failure and the client program ends.

**System action:** processing stops.

**User response:** Try the operation again. If the problem continues, report the error to your IBM Spectrum Protect administrator.

---

**ANE4015E** Error processing 'filesystem namepath-namefile-name': unexpected IBM Spectrum Protect error (error-code) encountered

**Explanation:** An unexpected error occurred. This might be a low-level system or communication error

that IBM Spectrum Protect cannot handle or recover from.

**System action:** processing stops.

**User response:** Try the operation again. If the problem continues, look for other indications of system problems to determine where the problem exists. Most systems have error or event logs which may contain additional information. See your system administrator or IBM Spectrum Protect administrator for further help.

---

**ANE4016E** Error processing 'filesystem namepath-namefile-name': file is being executed; write permission denied

**Explanation:** The current file cannot be opened to write to because it is currently being run by another operation.

**System action:** File skipped.

**User response:** Stop the operation that is running the file and retry the operation, or restore or retrieve the file to a different name or directory.

---

**ANE4017E** Error processing 'filesystem namepath-namefile-name': too many symbolic links were detected while resolving name

**Explanation:** While trying to resolve the file name, too many symbolic links were found.

**System action:** File skipped.

**User response:** Ensure that you do not have a looping symbolic link for the file.

---

**ANE4018E** Error processing 'filesystem namepath-namefile-name': file name too long

**Explanation:** The file name specified is too long to be handled by IBM Spectrum Protect.

**System action:** File is skipped.

**User response:** See the appropriate *Using the Backup-Archive Client* book for the particular operating system, for the file names that are handled by IBM Spectrum Protect.

---

**ANE4019E** Error processing 'filesystem namepath-namefile-name': file system is locked by system

**Explanation:** File system cannot be accessed because it is locked by the system.

**System action:** IBM Spectrum Protect cannot complete the operation.

**User response:** See your system administrator.

---

**ANE4020E**    **The data format for object '*filesystem  
namepath-namefile-name*' is unknown. The  
unknown format usually occurs when  
the file was backed up or archived by a  
later version of IBM Spectrum Protect.**

**Explanation:** When a file is backed up or archived, IBM Spectrum Protect includes some additional information about the file. This message is issued if IBM Spectrum Protect cannot recognize the information during a restore or retrieve operation. The most likely cause is that the file was backed up or archived with a newer version of IBM Spectrum Protect. If the file was backed up from a case-preserving but not case-sensitive file system, the file name might be displayed with incorrect casing. The incorrect casing does not otherwise affect processing since the file is skipped.

**System action:** The file is not restored or retrieved. Processing continues with the next file.

**User response:** Try the restore or retrieve operation again with a current version of the IBM Spectrum Protect client software. If the problem persists, contact IBM technical support for further assistance.

---

**ANE4021E**    **Error processing '*filesystem  
namepath-namefile-name*': file system not  
ready**

**Explanation:** The file system/drive was not ready for access.

**System action:** Processing stopped.

**User response:** Ensure that the drive is available to IBM Spectrum Protect, and then retry the operation.

---

**ANE4022E**    **Error processing '*filesystem  
namepath-namefile-name*': file system is  
invalid.**

**Explanation:** The drive was not available for access.

**System action:** processing stops.

**User response:** Ensure that the drive is operational, and then try the operation again. If this is unsuccessful, check the error log.

---

**ANE4023E**    **Error processing '*filesystem  
namepath-namefile-name*': file input/output  
error**

**Explanation:** An error was found while reading from or writing to the file.

**System action:** File skipped.

**User response:** Check your system to ensure that it is operating properly. For OS/2, run CHKDSK /F for the failing drive which can be found in dsmerror.log.

---

**ANE4024E**    **Error processing '*filesystem  
namepath-namefile-name*': file write error**

**Explanation:** An error was found while writing to the file.

**System action:** File skipped.

**User response:** Check your system to ensure that it is operating properly.

---

**ANE4025E**    **Error processing '*filesystem  
namepath-namefile-name*': file exceeds user  
or system file limit**

**Explanation:** A file being backed up/restored or archived/retrieved exceeds system set limits for this user. Shown below are the filesize limits corresponding to various platforms.

**AIX**        68,589,453,312 (64GB)

**HP-UX**    1,099,511,627,775 (1TB-1)

**Linux**    2,147,483,647 (2GB)

**Mac pre-OS9**  
          2,147,482,624 (2GB-1K)

**Mac OS9**  
          18,446,744,073,709,551,616 (16EB)

**NetWare**  
          4,294,963,200 (4GB -4KB)

**NUMA-Q DYNIX/ptx**  
          4.5 1,095,216,660,480 (1TB-4GB)

**OS/390**    4,294,967,295 (4GB)

**SGI**        18,446,744,073,709,551,615 (16EB-1)

**Solaris 2.6 or higher**  
          1,099,511,627,775 (1TB-1)

**Tru64 UNIX**  
          1,099,511,627,776 (1TB)

**UnixWare**  
          2,147,483,647 (2GB)

**Windows ME (FAT32)**  
          4,294,967,295 (4GB)

**Windows NT/2000 (NTFS)**  
          17,592,185,978,880 (16TB-64K)

**System action:** File skipped.

**User response:** Ensure that the system limits are set properly.

---

**ANE4026W**    **Error processing '*filesystem  
namepath-namefile-name*': size of '*file-size*'  
exceeded the maximum file size limit on  
your system**

**Explanation:** You tried to restore or retrieve a file that



has exceeded the maximum file size limitation on your system.

**System action:** IBM Spectrum Protect cannot restore or retrieve the file.

**User response:** Restore or retrieve this file on a system that supports the file size. See your system administrator.

**ANE4027S Error processing 'filespace  
namepath-namefile-name': internal program  
message 'value' encountered**

**Explanation:** An unexpected catastrophic program failure occurred, indicated by *value*.

**System action:** Processing stopped.

**User response:** Retry the operation. If the problem continues, see your system administrator or service representative.

**ANE4028E Error processing 'filespace  
namepath-namefile-name': cannot create  
file/directory entry**

**Explanation:** The directory path for files being restored or retrieved cannot be created.

**System action:** File skipped.

**User response:** Ensure that you have the proper authorization to create the directory for file being restored or retrieved.

**ANE4029E Error processing 'filespace  
namepath-namefile-name': unable to build  
a directory path; a file exists with the  
same name as a directory**

**Explanation:** IBM Spectrum Protect tried to create a directory path, but is unable to because a file exists that has the same name as a directory.

**System action:** Processing stopped.

**User response:** Remove the file that has the same name as the directory. Refer to the last restore/retrieve operation and check all directories along the path.

**ANE4030E Error processing 'filespace  
namepath-namefile-name': disk space limit  
for this process reached**

**Explanation:** The disk space allocated for the client owner is full.

**System action:** Processing stopped.

**User response:** Free up disk space and retry the restore or retrieve operation.

**ANE4031E Error processing  
'file\_space\_namepath\_namefile\_name'. Name  
exceeds an internal IBM Spectrum  
Protect limit.**

**Explanation:** During a file operation, IBM Spectrum Protect encountered a filename where at least one component of the file name (*file\_space\_name*, *path\_name* or *directory\_name* or *file\_name*) exceeded an internal IBM Spectrum Protect maximum. The internal IBM Spectrum Protect limits should not be confused with the operating system limits for *file\_space\_name*, *path\_name* or *directory\_name*, *file\_name*.

Shown below are the IBM Spectrum Protect internal file name limits for various platforms.

AIX HP-UX Solaris	
File_space_name	1024
Path_name or directory_name	1023
File_name	256

Linux	
File_space_name	1024
Path_name or directory_name	768
File_name	256

Windows XP/2000/2003	
File_space_name	1024
Path_name or directory_name	248
File_name	248

**System action:** The file is skipped.

**User response:** Reduce the size of the filename so that it is smaller than the IBM Spectrum Protect internal limits.

**ANE4032E Error processing 'filespace  
namepath-namefile-name': file is not  
compressed.**

**Explanation:** A file that was flagged as compressed was not compressed, and the system failed.

**System action:** Processing stopped.

**User response:** See your system administrator to report this problem. This error is a system failure.

**ANE4033E Error processing 'filespace  
namepath-namefile-name': file compressed  
on a different client machine that has  
more memory**

**Explanation:** You are trying to restore a file that was backed up and compressed on another client workstation that had more memory than your client workstation. You cannot restore this file. When the file is restored, it is expanded and your workstation does not have enough memory.

**System action:** IBM Spectrum Protect canceled the operation.

**User response:** Obtain a machine with more memory and retry the operation.

---

**ANE4034E**    **Error processing '*filesystem namepath-namefile-name*': unknown system error**

**Explanation:** An unknown error occurred. This might be a low-level system or communication error that IBM Spectrum Protect cannot handle or recover from.

**System action:** Processing stopped.

**User response:** Retry the operation. If the problem continues, determine where the problem exists. See your system administrator for further help.

---

**ANE4035W**    **File '*filesystem namepath-namefile-name*' currently unavailable on server.**

**Explanation:** You tried to restore or retrieve a file that is currently not available from the IBM Spectrum Protect server.

**System action:** IBM Spectrum Protect Cannot restore or retrieve the file.

**User response:** Try to restore or retrieve after the file was made available on the server. See your system administrator.

---

**ANE4036E**    **An error occurred saving the registry key.**

**Explanation:** The active registry key cannot be copied to the ADSM.SYS staging directory.

**System action:** Registry backup operation terminates.

**User response:** Check the space available on the Windows boot partition to ensure there enough space to contain a copy of the Windows registry. This might require several megabytes of free space. Also check the Windows permissions on the ADSM.SYS staging directory and ensure that the Windows user under which you are running IBM Spectrum Protect has full access to that directory and its contents.

---

**ANE4037E**    **Object '*file-namefile-namefile-name*' changed during processing. Object skipped.**

**Explanation:** The specified *file-name* was skipped during backup, archive, or migrate because it was changing during the attempt to process it.

**System action:** IBM Spectrum Protect skipped the object.

**User response:** If you want the file backed up, archived, or migrated, retry the operation. If it fails, determine why the object is being changed. For more information on backing up, archiving, or migrating changing objects, see your system administrator.

---

**ANE4038E**    **An error occurred processing file system '*filesystem name*'.**

**Explanation:** File system '*filesystem name*' is corrupted or contains one or more corrupted directories and cannot be processed.

**System action:** File system is skipped.

**User response:** Check your system to ensure that it is operating properly. For the Windows environment, run CHKDSK utility for the failing drive. More information about corrupted directories can be found in dsmerror.log.

---

**ANE4039E**    **Error processing '*filesystem namepath-namefile-name*': compressed file is corrupted and cannot be expanded.**

**Explanation:** The compressed file cannot be expanded correctly due to one of the following reasons:

There is a problem on the tape.

There is a communications problem.

The compressed file was corrupted on the IBM Spectrum Protect Server.

**System action:** File skipped.

**User response:** 1) The compressed file is corrupted because there is a problem on the tape. To know if this is the problem, please issue the following command on the IBM Spectrum Protect Server: audit volume <volume\_name> fix=no If there is any problem reported, you could move the data from that volume to a new one (see command MOVE DATA) and try again the restore. 2) There are communications problems between the IBM Spectrum Protect Server and the IBM Spectrum Protect Client and the results is that the file is corrupted during the transmission. If you use a gigabit ethernet adapter on the Server please upgrade the card driver (AIX platform) or add provided by SUN suggested changes to some system network options which have resolved this problem (SUN platform). 3) Please verify with your network support if during the restore there are no any problems between the IBM Spectrum Protect Client/Server that is originating the file corruption.

---

**ANE4040E**    **Error processing '*filesystem namepath-namefile-name*': file system *filesystem name* has exceeded its space management quota.**

**Explanation:** IBM Spectrum Protect detects that the file system has exceeded its quota. No more data can be migrated out of this file system.

**System action:** IBM Spectrum Protect will not migrate files from this file system.

**User response:** Recall some files, or ask the system administrator to increase the quota for this file system.

---

**ANE4041E**    **A Windows Server 2008 or 2008 R2 VMware guest cannot be restored with a non-Windows data mover.**

**Explanation:** A Windows data mover must run certain commands to complete the restore of the Active Directory. Non-Windows data movers do not have the necessary tools to complete this operation. Windows VMware guests that are at Windows Server 2012 or higher are not affected by this restriction.

**System action:** Processing stops.

**User response:** Use a Windows data mover to complete this action.

---

**ANE4042E**    **Object name '*filesystem-namepath-namefile-name*' contains one or more unrecognized characters and is not valid.**

**Explanation:** The file name, directory name, or volume label syntax is incorrect.

**System action:** The file is skipped.

**User response:** Check the disk for errors.

---

**ANE4044E**    **Error processing '*filesystem-namepath-namefile-name*': Case-sensitive name conflict exists.**

**Explanation:** While processing the specified file on the workstation, another file name was encountered with a similar name which only differed in case. The Backup-Archive client does not allow names which differ only in case on this platform and cannot guarantee the integrity of the file, so the file is skipped.

**System action:** This object will be skipped.

**User response:** Rename the file in question to a unique name.

---

**ANE4045E**    **Error processing '*filesystem-namepath-namefile-name*': Case-sensitive name conflict exists. The directory tree will be skipped.**

**Explanation:** While processing the specified file on the workstation, another object name was encountered with a similar name which only differed in case. The Backup-Archive client does not allow names which differ only in case on this platform and cannot guarantee the integrity of the file, so the directory and all of the objects contained within it are skipped.

**System action:** This object will be skipped.

**User response:** Rename the file in question to a unique name.

---

**ANE4046E**    **There is an error processing '*filesystem-namepath-namefile-name*': the object is corrupted and unreadable.**

**Explanation:** You tried to read from or write to a file or directory that is corrupted. The corrupted file is skipped. If this is a directory, the objects contained in the directory and its subdirectories are skipped.

**System action:** This object will be skipped.

**User response:** Check your system to ensure that the filesystem is not corrupted by using system tools like chkdsk (Windows) or fsck (UNIX).

---

**ANE4047E**    **There is a read error on '*file-namefile-namefile-name*'. The file is skipped.**

**Explanation:** The specified *file-name* was skipped during backup archive because the file could not be read.

If you are performing a JFS2 snapshot based operation, it is possible that the snapshot was not large enough to contain all the changes made to the filesystem after the snapshot was created. This could cause the snapshot to become invalid thereby preventing IBM Spectrum Protect client from reading the snapshot.

**System action:** IBM Spectrum Protect skipped the file.

**User response:** Check your system to ensure that it is operating properly.

If you are performing a JFS2 snapshot based operation, please use the default snapshotcachesize of 100% and ensure that the volume group has sufficient disk space to allocate snapshots at least as large as the file system and retry the operation.

---

**ANE4048W**    **LAN-Free connection failed.**

**Explanation:** ENABLELANFREE option is set to YES for this session, but an attempt to establish LAN-Free connection failed.

**System action:** The IBM Spectrum Protect client will failover to non LAN-Free support.

**User response:** Review the IBM Spectrum Protect error.log for LAN-Free failures. Check your LAN-Free setup and verify that all components are working properly.

---

**ANE4049I**    **Established LAN-Free connection.**

**Explanation:** ENABLELANFREE option is set to YES for this session and the IBM Spectrum Protect client successfully established LAN-Free connection with server, after the LAN-Free connection was broken.

**System action:** The IBM Spectrum Protect client will communicate with the server via LAN-Free.

**User response:** Review the IBM Spectrum Protect error.log for LAN-Free errors. Check your LAN-Free setup and verify that all components are working properly.

---

**ANE4050W** Scheduled action '*schedule-action*' did not execute for schedule '*schedule-name*' as the IBM Spectrum Protect administrator has been disabled from executing the scheduled action on the client.

**Explanation:** One or more of the client options - schedcmddisabled, srprepoptscheddisabled, srprepoptsnapdisabled, restretrscheddisabled, have been set to YES on the client thereby preventing the IBM Spectrum Protect administrator from executing one of the following scheduled actions on the client - preschedule, postschedule, presnapshot, postsnapshot or scheduled operating system commands, restore or retrieve operations.

**System action:** The scheduled operation will not be executed and a message will be logged to IBM Spectrum Protect Server indicating this.

**User response:** None required.

---

**ANE4051E** Error processing '*filepath-namefile-name*': The decryption option is in effect, but the user ID under which back-up or archive is being run is not authorized to decrypt this encrypted-file-system (EFS) file.

**Explanation:** The file being processed is encrypted by an encrypted file system (EFS). The option is specified to back-up or archive the file in decrypted form. The user ID under which the back-up or archive is being run does not have decryption rights for this file.

**System action:** The file is skipped.

**User response:** There are three possible ways to make decryption work:

- Re-encrypt the file under the encryption key of a group to which both the owner and the back-up/archive user IDs belong
- Add the back-up/archive user ID to the list of users authorized to decrypt this file
- Run the back-up or archive under the owner's user ID, if possible

---

**ANE4052E** Error processing '*filepath-namefile-name*': Encrypted-file-system (EFS) file cannot be restored, because file system does not support restore from the raw-EFS back-up data, or possibly because the restore function does not have write access to the directory.

**Explanation:** The file being processed is encrypted by

an encrypted file system (EFS). The file was backed up in the raw encrypted format. Either the target filesystem does not support the encrypted format, or restore does not have write access to the directory to which the file is to be restored.

**System action:** The restore is terminated.

**User response:**

- The file cannot be restored to this location if the file system is not the AIX Enhanced Journaled File System (JFS2)
- If the file is JFS2 but EFS is not enabled, then EFS must be enabled before the file can be restored
- If the user ID under which restore is being run does not have write permission for the directory, the permissions must be changed or the restore must be run under a different user ID

---

**ANE4053E** Error processing '*filepath filename*': The file cannot be restored because the file system or operating system does not support the Encrypting File System (EFS) data.

**Explanation:** The specified object was backed-up as raw Encrypting File System (EFS) data. The client is trying to restore or retrieve the object to a destination that does not support the EFS data. The location might not support the EFS data for one of the following reasons:

- The operating system does not provide the support, or is a release that does not include the support
- EFS support has not been activated on the operating system
- The target file system does not support the EFS data

**System action:** The object is not restored or retrieved. Processing continues with the next object.

**User response:** If this file must be restored, restore it to an AIX operating system environment supporting EFS data.

---

**ANE4054E** Error processing '*filepath-namefile-name*': The encryption key is not loaded.

**Explanation:** The file being processed is encrypted by an encrypted file system (EFS). The option is specified to backup or archive the file in decrypted form. The encryption key, required to decrypt the file, is not loaded in the kernel keyring.

**System action:** The file is skipped.

**User response:** There are three situations in which this problem can occur:

- You just performed initial activation of EFS on the AIX system, and have not logged out. AIX does load the keys for the session running at the time of initial activation. Solution: Logout and login again.

- The login password has been changed recently, and you normally run with the EFS password the same as the login password. AIX does not automatically change the EFS password when you change the login password. Solution: Issue 'efskeymgr -n' to set the EFS password to be the same as the login password.
- You need to run the decrypting backup when the EFS password is different from the login password. Solution: Issue 'efskeymgr -o ksh' to launch a new shell with the keys loaded. AIX will prompt you for the EFS password as you launch the shell. Run the backup from the new shell.

---

**ANE4055E** Cannot update file space '*filespace-name*': the file space version on the IBM Spectrum Protect server is not compatible with this client

**Explanation:** The file space on the IBM Spectrum Protect server is not compatible with this client. This is caused by performing a backup or archive operation with a client and then using a down-level client and attempting a backup or archive operation targeting the same file space.

This problem occurs specifically after a Windows or AIX client V6.1 or higher performs a backup or archive operation and then a subsequent backup or archive operation is attempted with a client V5.5 or lower.

**System action:** Processing stops.

**User response:** Use the correct level of the client.

---

**ANE4056E** Object '*object-name*' returned by the IBM Spectrum Protect server has a high-level name that exceeds the maximum length of 6000 characters. The file or directory cannot be processed.

**Explanation:** The IBM Spectrum Protect server returned information about a backup or archive version with a high level name that exceeds 6000 characters. The high-level name is the directory path that contains the object (file or directory).

This message is displayed when all of the following conditions are true:

- The object was backed up or archived by a version 6.1 or lower IBM Spectrum Protect client.
- The object was backed up or archived to a version 5.5 or lower IBM Spectrum Protect server.
- IBM Spectrum Protect client version 6.2 or higher is attempting to perform an operation that causes the IBM Spectrum Protect server to return information about this object to the client. Note: During incremental backup, the server returns information to the client about active backup versions which is used to determine which files have changed.

Beginning with IBM Spectrum Protect server version 6.1, the maximum high level name length was reduced

from 8192 characters to 6000 characters. Objects with high level names that exceed 6000 characters are not supported for backup or archive. Beginning with IBM Spectrum Protect backup-archive client version 6.2, the maximum high level name length was similarly reduced.

**System action:** The file or directory specified in the message is skipped. Processing will continue with the next object.

**User response:** Contact your IBM Spectrum Protect server administrator for further assistance.

---

**ANE4057W** Unable to process object '*fs*' with nested file system mounted on it during snapshot based backup.

**Explanation:** Snapshot based backup of objects with mounted file systems on them are not supported.

**System action:** The backup operation continues without specified object.

**User response:** To prevent this behaviour unmount file system from specified object and retry the operation.

---

**ANE4058I** A write failure occurred while attempting to save node replication failover values to the options file.

**Explanation:** A write failure is often a result of insufficient access permissions to the options file, but could also be caused by the lack of available disk space. The replication server connection information can not be saved and failover will not be possible.

**System action:** The operation failed.

**User response:** Check the local disk for possible causes of the write error, and check to see that sufficient access to the options file is configured.

---

**ANE4059I** The option `USEREPLICATIONFailover` is set to `NO`. The node will not fail over to the secondary server

**Explanation:** This option will prevent the node from connecting to the replication server in the event of a failure of the primary server.

**System action:** The client will not connect to the primary server and processing stops.

**User response:** No response is required.

---

**ANE4061I** Connected to secondary server *secondary server*; in fail over mode. Home server is: *home server*;

**Explanation:** The node is configured for replication and has successfully connected to the secondary server. This message is to notify the server administrator that a

node has connected to the secondary server in fail over mode.

**System action:** Processing continues.

**User response:** None.

---

**ANE4063W IBM Spectrum Protect application protection cannot copy the application metafile 'App-Metadata-File-Name' from the following VM: 'VM-Name'. Individual database restore from this backup is not supported. Check health of application writers and databases**

**Explanation:** The application metafile was not found on the guest machine.

**System action:** The operation completes. However, the application metafile was not copied.

**User response:** Make sure that the application VSS writers are running on this guest machine, and the application database is in the state to allow the backup. For Exchange check that databases are mounted. For SQL check databases are online. Then try the operation again.

---

**ANE4064I Restoring vCloud Director vApp 'vapp name' from Organization VDC 'org vdc name' from organization 'org name' Target vApp name is 'restored vapp name' Restore VAPP command started. Total number of vApps to process: vapps num to restore**

**Explanation:** The restore vApp operation completed.

**System action:** This message is for informational purposes only.

**User response:** No action is required.

---

**ANE4065E Proxy rejected: data mover node 'dm node' has not been granted proxy authority for target node 'target\_node', associated with Organization vDC 'OVDC name' of Organization 'Org Name'.**

**Explanation:** The operation requires that a proxy access for the data center node is granted to the data mover node.

**System action:** Operation is canceled for the specified vApp.

**User response:** Run configuration wizard or configuration editor to configure proper nodes relationship.

---

**ANE4066I Snapshot operation attempt  $x$  of  $y$  for the guest virtual machine 'VM' failed using "sType" snapshot. Reattempting snapshot with "sType2" snapshot.**

**Explanation:** The snapshot operation has failed. A snapshot retry operation has been scheduled.

**System action:** Retrying snapshot.

**User response:** Check the error log for any other messages that might indicate a reason for the failure. Correct any problems and try the operation again.

---

**ANE4067E Snapshot operation attempt  $x$  of  $y$  for the guest virtual machine 'VM' failed using "sType" snapshot. Backup failed.**

**Explanation:** All snapshot retry attempts of the guest virtual machine failed.

**System action:** Processing stops.

**User response:** Check the error log for any messages that indicate a reason for the failure. Correct any problems and try the operation again. If the problem persists, search the Support web site (<http://www.ibm.com/software/sysmgmt/products/support/IBMTivoliStorageManager.html>) for known solutions.

---

**ANE4068I Restored virtual machine 'VM' was backed up using a "VMware Tools with file system quiescing and application quiescing disabled" snapshot. This is equivalent to a "crash-consistent" backup.**

**Explanation:** The restored virtual machine was backed up using a "VMware Tools with file system quiescing and application quiescing disabled" snapshot. Application Protection feature is not available.

**System action:** Restore of the VM continues.

**User response:** None

---

**ANE4069E The Windows domain credentials cannot be found. Use the Data Protection for VMware vSphere GUI configuration editor to set the Windows domain credentials.**

**Explanation:** The required Windows domain administrator credentials were not set.

**System action:** Processing stops.

**User response:** Set the Windows domain administrator credentials in the Data Protection for VMware vSphere GUI configuration editor.

---

**ANE4070E** Windows domain credentials are incorrect. Verify the credentials and use `dsmc SET PASSWORD -type=DOMAIN 'domain\userid' 'password'` to update the username and password.

**Explanation:** The supplied credentials are incorrect. The system failed to authenticate to the Windows domain using these credentials.

**System action:** Processing stops

**User response:** Use `dsmc SET PASSWORD -type=DOMAIN 'domain\userid' 'password'` to update the username and password. And then retry the operation.

---

**ANE4071E** 'VM-Name' cannot be restored because it was backed up with a newer version of the client.

**Explanation:** The client version that attempted to restore the virtual machine is earlier than the client version that backed up the virtual machine. The virtual machine cannot be restored with an earlier client version.

**System action:** The virtual machine is not restored. Processing continues with the next virtual machine.

**User response:** Upgrade the client to a version that is compatible with the client version that backed up the virtual machine.

---

**ANE4072E** Error processing '*filepath-namefile-name*': unable to create symbolic link; a file or directory exists with the same name as the symbolic link

**Explanation:** IBM Spectrum Protect tried to create a symbolic link, but is unable to because a file or directory exists that has the same name as the symbolic link.

**System action:** Processing stops.

**User response:** Remove the file or the directory that has the same name as the symbolic link. Refer to the last restore/retrieve operation.

---

**ANE4073W** Snapshot operation attempt *x* of *y* for the guest virtual machine 'VM' failed using "*sType*" snapshot. Reattempting snapshot with "*sType2*" snapshot.

**Explanation:** The snapshot operation has failed. A snapshot retry operation with different snapshot type has been scheduled.

**System action:** Retrying snapshot with different snapshot type.

**User response:** Check the error log for any other messages that might indicate a reason for the failure. Correct any problems and try the operation again.

---

**ANE4077E** File '*filepath-namefile-name*' is encrypted by Microsoft EFS and contains at least one sparse data stream. The operating system does not support restore for this file so it is not backed up or restored.

**Explanation:** An error in the Microsoft Windows API prevents successful restore of files that meet the following conditions:

- The file is encrypted by Microsoft Encrypting File System (EFS) at the time it was backed up
- The file includes at least one data stream (alternate "named" stream or unnamed stream) that is sparse
- The operating system is any edition of Microsoft XP, Microsoft Windows Server 2003, or Microsoft Windows Server 2003 R2

Because the file cannot be restored, IBM Spectrum Protect does not back it up. The problem is documented by Microsoft at <http://support.microsoft.com/kb/2525290>.

**System action:** The file is not backed up or restored. Processing continues with the next object or ends if there are no further objects.

**User response:** If this message is issued during a backup operation, you can do the following:

- Disable EFS encryption for the file so that it can be backed up.
- If a backup copy of the file is not necessary, you can exclude it from backup.

---

**ANE4078E** Content file `content.spsig` is missing, is damaged or failed the signature check.

**Explanation:** The file `content.spsig` is missing. Or the file is damaged or the signature of the file does not match. See client log file for more information.

**System action:** Processing stops.

**User response:** Make sure that the data in the Operations Center, such as the client package or Update Manager package, is correct or download the correct version in the Operations Center.

---

**ANE4079E** One or more files failed the signature check.

**Explanation:** The signature of one or more files does not match the contents of `content.spsig`. See the client log file for more information.

**System action:** Processing stops.

**User response:** Make sure that the data in the Operations Center, such as the client package or

Update Manager package, is correct or download the correct version in the Operations Center.

---

**ANE4081E Error processing 'filespace-name': file space type is not supported.**

**Explanation:** The specified file space type is not currently supported by IBM Spectrum Protect on this platform.

**System action:** The unsupported file system is skipped. Processing continues with the next file system.

**User response:** Refer to the documentation for information on what file space types are supported.

---

**ANE4083I New node password has been generated.**

**Explanation:** The client logged in using administrative id rather than node name. New random node password has been generated and recorded.

**System action:** Processing continues.

**User response:** None.

---

**ANE4084E Error processing 'filespace-namepath-namefile-name': cannot get file status.**

**Explanation:** While processing the file, the lstat() call set EOVERFLOW error code.

**System action:** This file will be skipped.

**User response:** The file is skipped. Processing continues with the next file.

---

**ANE4085I Assigned 'number' objects from previous systemstate backup to the new systemstate backup.**

**Explanation:** Objects in the previous System State backup have not changed and were assigned to the new System State backup.

**System action:** Processing continues.

**User response:** None.

---

**ANE4086W Failed to assign unchanged objects from previous systemstate backup to the new systemstate backup. Objects will be backed up.**

**Explanation:** Objects in the previous System State backup have not changed and should be assigned to the new systemstate backup. Due to error assign operation failed and objects will be backed up.

**System action:** Processing continues.

**User response:** Retry the operation. If the problem persists, contact IBM Spectrum Protect technical support.

---

**ANE4087E An attempt to load data for the wizard failed.  
For more information, please see the log file.**

**Explanation:** An attempt to load data for the wizard failed as the remote agent is probably unavailable.

**System action:** Processing stopped.

**User response:** Check the log for reason for the failure.

---

**ANE4089W File server *file-server-name* has been upgraded to Data ONTAP version '*version.modification.submodification*'.  
Perform a full incremental backup by specifying option *createnewbase=migrate* as soon as possible.**

**Explanation:** The file server has been upgraded to a version that supports unicode file names for incremental backup using snapshot difference. Perform a full incremental in order to backup any files with unicode names that may have been skipped by the previous version of the IBM Spectrum Protect client.

**System action:** Processing continues.

**User response:** Perform a full incremental by specifying the command line option *createnewbase=migrate* with the snapdiff option as soon as possible.

---

**ANE4090I File server *file-server-name* has been upgraded to Data ONTAP version '*version.modification.submodification*'.  
Perform a full incremental backup by specifying option *createnewbase=migrate* as soon as possible.**

**Explanation:** The file server has been upgraded to a version that supports unicode file names for incremental backup using snapshot difference. Perform a full incremental in order to backup any files with unicode names that may have been skipped by the previous version of the IBM Spectrum Protect client.

**System action:** Processing continues.

**User response:** Perform a full incremental backup by specifying the command line option *createnewbase=migrate* with the snapdiff option as soon as possible.

---

**ANE4092E Data mover platform is not supported for instant access/restore operations.**

**Explanation:** The instant access/restore operation failed.

**System action:** The instant access/restore operation



failed. The reason for the failure is unsupported platform.

**User response:** The instant access/restore operation should be performed from a supported data mover platform.

---

**ANE4099E    The system volume cannot be identified. Therefore the system state cannot be backed up.**

**Explanation:** The system volume contains the hardware-specific system state files that are needed to start Windows, such as Ntldr, Boot.ini, Ntdetect.com or Bootmgr. If the system volume cannot be identified, then these files cannot be backed up. Therefore it is not possible to back up the system state.

**System action:** Systemstate backup stops.

**User response:** Try the operation again. If the problem persists, obtain a service trace that captures the problem and contact IBM technical support for additional assistance. Your IBM Spectrum Protect administrator can help you configure the trace.

---

**ANE4137E    Error processing 'filesystem namepath-namefile-name': exceeded maximum number of links allowed**

**Explanation:** Link cannot be restored or retrieved because the destination file system has exceeded maximum number of links allowed.

**System action:** The client prompts you for action:

- Skip this object
- Abort the action

**User response:** Select the appropriate action for this object. Restore or retrieve the link to another file system.

---

**ANE4148E    Full VM backup of Virtual Machine 'vmname' failed with RC rc**

**Explanation:** The Full VM backup of virtual machine failed.

**System action:** The full backup of the virtual machine finished with failures. The next virtual machine in the vmlist will be processed. The reason for the failure is written to the local client error log.

**User response:** Check the local client error log for reason for the failure.

---

**ANE4150E    Incremental backup of Virtual Machine 'vmname' failed with RC rc**

**Explanation:** The incremental backup of virtual machine volumes failed.

**System action:** The backup of the virtual machine finished with failures. The next virtual machine in the

vmlist will be processed. The reason for the failure is written to the local client error log.

**User response:** Check the local client error log for reason for the failure.

---

**ANE4151E    Failure mounting Virtual Machine 'vmname'. RC=rc**

**Explanation:** The VMware failed to mount virtual machine disk.

**System action:** The backup of the virtual machine can not continue. The next virtual machine in the vmlist will be processed. Refer to dsmerror.log for detailed error message for the reason for the failure.

**User response:** Refer to dsmerror.log for detailed error message.

---

**ANE4152E    Failure initializing VMware virtual machine environment. RC=rc. Refer to IBM Spectrum Protect error log for detailed error messages.**

**Explanation:** Failure initializing VMware virtual machine environment. Refer to IBM Spectrum Protect error log for detailed error messages.

**System action:** The backup can not continue.

**User response:** Refer to IBM Spectrum Protect error log for detailed messages.

---

**ANE4153E    Hostname could not be found for Virtual Machine 'vmname'**

**Explanation:** The backup of virtual machine failed.

**System action:** The backup of the virtual machine finished with failures. The next virtual machine in the vmlist will be processed. The reason for the failure is written to the local client error log.

**User response:** Check the local client error log for reason for the failure.

---

**ANE4154E    Possible cause Virtual Machine is not running and does not have a static IP address.**

**Explanation:** The backup of virtual machine failed.

**System action:** The backup of the virtual machine finished with failures. The next virtual machine in the vmlist will be processed. The reason for the failure is written to the local client error log.

**User response:** Check the local client error log for reason for the failure.

---

**ANE4155E** Virtual Machine '*vmname*' could not be found on VMware server.

**Explanation:** The backup of virtual machine failed.

**System action:** The backup of the virtual machine finished with failures. The next virtual machine in the vmlist will be processed. The reason for the failure is written to the local client error log.

**User response:** Check the local client error log for reason for the failure.

---

**ANE4156E** File level VM backup of virtual machine '*vmname*' not supported.  
File level VM backup not support on non Windows platform guest OS.  
Platform type: '*platform*'.

**Explanation:** The backup of virtual machine failed.

**System action:** The backup of the virtual machine finished with failures. The next virtual machine in the vmlist will be processed. The reason for the failure is written to the local client error log.

**User response:** Back up the virtual machine using the VMBACKUPType=FULLvm option.

---

**ANE4159E** Backup of Virtual Machine '*vmname*' failed. rc=*rc*.

**Explanation:** The backup of virtual machine failed.

**System action:** The backup of the virtual machine finished with failures. The next virtual machine in the vmlist will be processed. The reason for the failure is written to the local client error log.

**User response:** Check the local client error log for reason for the failure.

---

**ANE4160E** Proxy Rejected: Proxy authority has not been granted to Agent Node: '*agent\_node*' for Target Node: '*target\_node*'.

**Explanation:** The backup of virtual machine failed.

**System action:** The backup of the virtual machine finished with failures. The next virtual machine in the vmlist will be processed. The reason for the failure is the node has not been granted proxy authority to access the node named by the backup proxy node. The IBM Spectrum Protect administrator must first grant proxy authority.

**User response:** The IBM Spectrum Protect server administrator must grant proxy authority for this node. See the administrator command "Grant Proxynode".

---

**ANE4161E** Duplicate virtual machine name '*vmname*' was detected in the same backup operation. Backup of virtual machine '*vmfullname*' can not continue without a unique object name.

**Explanation:** The backup of virtual machine failed.

**System action:** The backup of the virtual machine finished with failures. The next virtual machine in the vmlist will be processed. The reason for the failure is written to the local client error log.

**User response:** Choose a unique name for the virtual machine.

---

**ANE4162E** The virtual machine '*virtual-machine-name*' has not been previously backed up.

**Explanation:** The specified virtual machine has not been previously backed up, so can not be specified for restore.

**System action:** The specified virtual machine is skipped, and the next virtual machine in the restore list is processed.

**User response:** Verify the virtual machine name to be restored, and re-try the operation.

---

**ANE4164W** Compression is currently enabled, but the virtual machine backup for '*virtual-machine-name*' is not compressed because client-side deduplication is not being used.

**Explanation:** Compression can only be used with virtual machine CTL and Data files when the files are stored in a storage pool that is enabled for client-side deduplication. This message is issued when the client is configured for compression and virtual machine CTL or Data files are directed to a storage pool that is not enabled for client-side deduplication.

**System action:** Backup continues, and data is not compressed.

**User response:** If you intend to compress virtual machine CTL and Data files, then update your configuration so that both types of files are directed to storage pools that are enabled for client-side deduplication. If you intend to compress virtual machine Data files but not CTL files, then update your configuration so that the Data files are directed to a storage pool that is enabled for client-side deduplication. Set the VMSKIPCTLCOMPRESSION to YES in your client options file. If you do not intend to use compression, then set COMPRESSION NO in your client options file.

---

---

**ANE4165E**    **Creating a Virtual Machine, but the hostname '*virtual-machine-name*' was not found.**

**Explanation:** The Virtual Machine being creating must have a valid hostname to be created.

**System action:** Check the virtual machine hostname specified for correctness.

**User response:** Correct the virtual machine hostname specified and retry the restore.

---

**ANE4166E**    **Creating a Virtual Machine, but the datacenter '*virtual-machine-name*' was not found. The name may be incorrect or may be located in a VMware folder and require the folder name such as vmfolder/dcname.**

**Explanation:** The Virtual Machine being created must have a valid datacenter to be created.

**System action:** Processing stops.

**User response:** Check the virtual machine datacenter specified for correctness. If the datacenter is contained in a folder then the full datacenter name, complete with the folder path, must be specified, such as vmfolder/dcname.

---

**ANE4167E**    **Creating a Virtual Machine, but the datastore '*virtual-machine-name*' was not found.**

**Explanation:** The Virtual Machine being creating must have a valid datastore to be created.

**System action:** Check the virtual machine datastore specified for correctness.

**User response:** Correct the virtual machine datastore specified and retry the restore.

---

**ANE4168E**    **VMware has reported an error via their SOAP interface. On the Detailed Status Report panel, view the last error message reported. Also check the error log for more information about the problem that occurred.**

**Explanation:** The command to VMware failed to complete. The error returned is displayed on the Restore or Backup summary panel under the Last Error Message section.

**System action:** An error occurred, and the operation failed.

**User response:** Check the reported error and correct the problem. Usually the reason for the error is a user-supplied value which is not valid for the operation.

---

**ANE4169E**    **A write failure occurred on the local disk proxy used to temporarily store the virtual machine virtual disk information. The write failure can be caused by the lack of available disk space on the drive used to store this information. The VMBACKDIR option can be used to assign a different disk location for this purpose. Check the drive being used and ensure that there is enough space available for this operation.**

**Explanation:** There was a write error from the local disk used to store the virtual machine virtual disk information. Usually the write error is due to lack of disk space, lack of write permissions, or some similar problem with the local disk. The VMBACKDIR option can be used to assign a different disk location if the local drive does not have enough free space for the operation.

**System action:** A disk write error occurred, and the operation failed.

**User response:** Check the local disk for possible causes of the write error, and use the VMBACKDIR option to assign another disk if needed.

---

**ANE4170E**    **Can not create a Virtual Machine on VMware release '*release-version-target*' which was backed up from VMware release '*release-version-source*'.**

**Explanation:** The Virtual Machine being created was backed up from a version of VMware which is not compatible with the target VMware release version being used for the restore.

**System action:** Processing stops.

**User response:** Restore the Virtual Machine to a VMware system which is compatible with the level from which the Virtual Machine was backed up.

---

**ANE4174E**    **Full VM backup of VMware Virtual Machine '*vmname*' failed with RC=*rc* mode=*full\_or\_incr*, target node name=*target\_node\_name*, data mover node name=*data\_mover\_node\_name***

**Explanation:** The Full VM backup of virtual machine failed.

**System action:** The full backup of the virtual machine finished with failures. The next virtual machine in the vmlist will be processed. The reason for the failure is written to the local client error log.

**User response:** Check the local client error log for reason for the failure.

---

**ANE4177E** Full restore of VMware virtual machine '*vmname*' failed with RC=*rc*, mode='restore\_or\_revert', target node name='target\_node\_name', data mover node name='data\_mover\_node\_name'

**Explanation:** The full restore of the virtual machine failed.

**System action:** The full restore of the virtual machine finished with failures. The next virtual machine in the vmlist will be processed. The reason for the failure is written to the local client error log.

**User response:** Check the local client error log for reason for the failure.

---

**ANE4179I** IBM Spectrum Protect application protection did not truncate the Microsoft SQL Server logs on VM '*VM*'.

**Explanation:** The SQL server logs were not truncated because the following option was specified for this virtual machine: INCLUDE.VMTSMVSS *vname* OPTIONS=KEEPSQLLOG

**System action:** The operation completes.

**User response:** Remove the OPTIONS=KEEPSQLLOG option to enable truncation of the SQL logs when a backup completes.

---

**ANE4187W** CPU and Memory Resource Allocation configuration settings cannot be restored when the IBM Spectrum Protect data mover node is connected directly to a Virtual Center managed ESX/ESXi host. These settings have been skipped.

**Explanation:** The VMware vStorage APIs do not support the restore of CPU and Memory Resource Allocation configuration settings when connected directly to an ESX/ESXi host that is managed by a Virtual Center.

**System action:** CPU and Memory Resource Allocation configuration settings are skipped. Processing continues.

**User response:** Virtual machine CPU and Memory Resource Allocation configuration settings will be restored when the IBM Spectrum Protect data mover node connects directly to a vCenter Server. Modify the VMHOST to connect the IBM Spectrum Protect data mover to a vCenter Server.

---

**ANE4191E** Restore VM operation failed using 'san' transport mode. In some cases switching from SAN to network-based VM restores can be successful.

**Explanation:** Restore VM operations that fail using SAN transport mode can often be successful over a LAN path. If a restore vm operation fails using the

'SAN' transport mode, set the client option VMVSTORTTRANSPORT to "nbd:nbdssl" and try the restore vm operation again.

**System action:** Restore VM operation failed using 'san' transport mode. Restore may be successful using 'nbd:nbdssl' transport modes.

**User response:** Restore VM operation failed using 'san' transport mode. In some cases network-based VM restores can be successful when using 'nbd' or 'nbdssl' transport modes. The VMVSTORTTRANSPORT option can be used to restrict the IBM Spectrum Protect client to use only the specified transport modes.

---

**ANE4193E** vApp '*vApp name*' cannot be processed because data mover '*dm node*' cannot connect to the target node '*target\_node*'.

**Explanation:** The operation requires that a proxy access for the data center node is granted to the data mover node.

**System action:** Operation is canceled for the specified vApp.

**User response:** Look for errors in error log and correct any problems. Run configuration wizard or configuration editor to ensure proper nodes configuration.

---

**ANE4194E** Encryption is currently enabled, but is not supported for incremental forever backups of virtual machines (-MODE=IFFULL or -MODE=IFINCREMENTAL) .

**Explanation:** Client encryption of virtual machine incremental forever backups (-mode=IFFULL or -mode=IFINCREMENTAL) is not supported. In order to avoid the unintentional storage of unencrypted data on the server, the backup operation stops.

**System action:** The virtual machine backup stops.

**User response:** Remove the encryption options for this operation and run it again. You can use Secure Sockets Layer (SSL) encryption to encrypt the data over the network. If the backup data must be encrypted in IBM Spectrum Protect storage pools, use an alternative backup method such as full and incremental backups (-mode=FULL and -mode=INCREMENTAL), or in-guest backups.

---

**ANE4195E** The target node for Organization VDC '*OrgVDC name*' in Organization '*Org name*' was not found. As a result, vApp '*vApp name*' cannot be backed up.

**Explanation:** Either the IBM Spectrum Protect node for the specified organization VDC was not found on the IBM Spectrum Protect server, or information about the Organization VDC node was not found in the Provider VDC node.

**System action:** Back up of the specified vApp stops. Processing continues to the next vApp.

**User response:** Go to the Configuration page and click 'Run the Configuration Wizard' to verify that all required IBM Spectrum Protect nodes are registered on the IBM Spectrum Protect server. If required, register a new data mover node. Make sure that the organization VDC belongs to the provider VDC that this data mover node protects.

---

**ANE4199W** File '*file name*' is not backed up as part of the system state because cluster disk '*volume name*' is not accessible.

**Explanation:** The indicated file or directory was returned by VSS as part of the backup file list of the writer. However, the cluster disk where the file is located is not accessible. The reasons for this problem can be that the cluster disk is offline or belongs to another node.

**System action:** The file is not backed up. Processing continues.

**User response:** This problem is documented in Microsoft knowledge base topic 980794 <http://support.microsoft.com/default.aspx?scid=kb;EN-US;980794>. The topic includes a hotfix. With the hotfix, you can specify a registry key that contains a list of one or more files to be excluded from VSS enumeration. IBM Spectrum Protect does not back up files that are not enumerated by VSS. If the volume is brought online to the node performing the system state backup, then it cannot be backed up. You must remove the volume from the registry key and restart the system before you can back up the volume. If you do not want to implement the hotfix for this problem, IBM Spectrum Protect continues to issue this message.

---

**ANE4200E** The virtual machine '*vmname*' could not be backed up because the data usage of datastore '*datastore*' exceeded the datastore threshold of *percentused* percent.

**Explanation:** The data usage of the datastore used by the virtual machine exceeds the threshold set by the **VMDATASTORETHRESHOLD** option.

**System action:** The virtual machine is not backed up.

**User response:** Reduce the data usage of the datastore or increase the threshold in the **VMDATASTORETHRESHOLD** option. Then, back up the virtual machine again.

---

**ANE4202E** The Deployment Manager failed to install language pack: *language pack name*. The Microsoft Installer error code was *error code*.

**Explanation:** The previous language pack has been

uninstalled, and the installation of the new language pack failed.

**System action:** Processing continues.

**User response:** For more information about Windows installer error messages, go to the Microsoft Developer Network (MSDN) technical library at <http://msdn.microsoft.com/en-us/library> and search on "Windows Installer Error Messages".

Check the install log on the client computer.

---

**ANE4204E** The Operating System of the client computer: '*os name*' is not supported by the target version: '*target version*'

**Explanation:** The operating system level of the client computer is no longer supported by the target level.

**System action:** Processing stops.

**User response:** Check the release documentation for information on supported operating system levels.

---

**ANE4206E** The Deployment Manager received an error while extracting from installation image: *image name*.

**Explanation:** The installation image might be missing, corrupted, or there might be insufficient disk space on the client computer.

**System action:** Deployment Manager stops.

**User response:** Make sure that there is sufficient disk space on the client computer.

Make sure that all of the Windows self extracting client images on the client computer are valid.

---

**ANE4207E** The Deployment Manager was unable to initiate the final connection between the server and the updated backup-archive client.

**Explanation:** After the automatic client deployment, the dsmsc query session command from the updated backup-archive client was not successful.

**System action:** The Deployment Manager process ends.

**User response:** Log on to the client computer and check the backup-archive client error log.

---

**ANE4210E** The Deployment Manager failed to install package: '*client package name*'. The Microsoft Installer error code was '*system architecture*'

**Explanation:** The previous client package has been uninstalled, and the installation of the new client package failed.

**System action:** Processing stops.

**User response:** Check the technote for Microsoft Installer error code description: <http://www-01.ibm.com/support/docview.wss?uid=swg21050782&rs=663>

Check the install log on the client computer.

---

**ANE4212E    The Deployment Manager failed to restart service:** *servicename*

**Explanation:** After the automatic client deployment, the IBM Spectrum Protect client services failed to start.

**System action:** Processing stops.

**User response:** Log on to the client machine and check the backup-archive client error log.

---

**ANE4213E    Automatic restart of the client computer was required because** *reason*

**Explanation:** The Deployment Manager determined that the deployment requires restarting the client.

Automatic restart is not enabled. The Deployment Manager process cancels the deployment.

The current client is not uninstalled or updated.

**System action:** Deployment Manager cancels the client deployment and stops

**User response:** Reschedule the client deployment.

---

**ANE4215E    The automatic deployment path from the current client code version '*source version*' to the client package version '*target version*' is not supported.**

**Explanation:** None

**System action:** Processing stops.

**User response:** Refer to the Backup-Archive Client documentation in the information center.

Reschedule the client deployment with an appropriate target level.

---

**ANE4217E    The Deployment Manager received an error while setting up the client API. The standard API function being invoked is** *API setup function name*.

**Explanation:** The Deployment Manager process failed when setting up the client API.

**System action:** Processing stops.

**User response:** Check the error log on the client computer.

---

**ANE4218E    The Deployment Manager received an error while initializing the client API. The standard API function being invoked was** *API setup function name*.

**Explanation:** The Deployment Manager process failed when initializing the client API.

**System action:** Processing stops.

**User response:** Check the error log on the client computer.

---

**ANE4219E    The Deployment Manager received an error while creating a pipe for the standard output of the child process.**

**Explanation:** The Deployment Manager failed to create a pipe for the standard output of the child process.

**System action:** Processing stops.

**User response:** Check the error log on the client computer.

---

**ANE4220E    The Deployment Manager is unable to determine if IBM Spectrum Protect processes are still running.**

**Explanation:** The Deployment Manager could not determine whether all IBM Spectrum Protect processes were shut down successfully.

**System action:** Reschedule with automatic restart (autoreboot) enabled.

**User response:** None

---

**ANE4221E    The architecture of the package: '*package architecture*' does not match the current client: '*system architecture*'**

**Explanation:** The setup script was unable to retrieve the matching package from the server.

**System action:** Processing stops.

**User response:** Ensure that the client packages for all architectures are available on the server.

---

**ANE4222E    The Deployment Manager is unable to read information in file: *file name*.**

**Explanation:** Deployment Manager failed to open a file containing required system information.

**System action:** Processing stops.

**User response:** Check the error log on the client computer.

---

**ANE4227E**    **The Deployment Manager failed to install package: '*client package name*'. The client computer is out of disk space. The Microsoft Installer error code was '*error code*'**

**Explanation:** The previous client package has been uninstalled, and the installation of the new client package failed because the client computer is out of disk space.

**System action:** Processing stops.

**User response:** Check the technote for Microsoft Installer error code description: <http://www-01.ibm.com/support/docview.wss?uid=swg21050782&rs=663>

Check the install log on the client computer.

---

**ANE4228E**    **The Deployment Manager failed to install language pack: '*language pack name*'. The client computer is out of disk space. The Microsoft Installer error code was '*error code*'**

**Explanation:** The previous language pack has been uninstalled, and the installation of the new language pack failed because the client computer is out of disk space.

**System action:** Processing continues.

**User response:** Check the technote for Microsoft Installer error code description: <http://www-01.ibm.com/support/docview.wss?uid=swg21050782&rs=663>

Check the install log on the client computer.

---

**ANE4229I**    **The client computer is required to restart to complete the new Backup-Archive client installation.**

**Explanation:** The deployment of the new backup-archive client will not be complete until the client computer is restarted. The restart is scheduled to happen immediately after all language packs are deployed.

**System action:** The Deployment Manager process continues. The client computer will be shut down and restarted after all language packs are deployed, or immediately if there are no language pack to install.

**User response:** None

---

**ANE4230I**    **The client computer will be shut down and restarted immediately.**

**Explanation:** The Deployment Manager needs to restart the client computer to complete the client deployment. It is possible the other messages provide details of the deployment.

**System action:** The Deployment Manager process continues. The client computer will be shut down and restarted immediately after all language packs are deployed, or immediately if there are no language pack to install.

**User response:** None

---

**ANE4232E**    **Self-extracting installation image: '*image name*' cannot be found.**

**Explanation:** The Deployment Manager could not find the required installation image.

**System action:** Processing stops. Client deployment will be cancelled.

**User response:** Check the server's activity log or the scheduler log on the client computer. Reschedule the client deployment.

---

**ANE4234E**    **The deployment for language packs failed.**

**Explanation:** The Deployment Manager failed to install one or more language packs. It is possible the other messages provide details of the installation.

**System action:** The Deployment Manager process continues.

**User response:** Check the error log and installation on the client computer. Identify the language packs that failed to install and manually deploy them.

---

**ANE4235I**    **The deployment manager cannot log events to the server.**

**Explanation:** The Deployment Manager is unable to log events to the server. It is possible the other messages provide details of the communications.

**System action:** The Deployment Manager process continues. Events will be logged locally on the client machine only.

**User response:** Check network connection and the error log on the client computer.

---

**ANE4242E**    **The setup script encountered a warning or error while retrieving the client package for the *architecture* architecture. The error level is *error level* error level.**

**Explanation:** It is possible that the client package is not available on the server.

**System action:** Processing stops.

**User response:** Ensure that client packages for all architectures are available on the server. Check the backup-archive client error log for more detailed error messages.

---

**ANE4248E**    **The client is already at the target level:**  
*target version.*

**Explanation:** Processing stopped because the automatic client deployment feature does not support the installation of a client to a workstation that is already at its target level.

**System action:** Your current backup-archive client is not affected.

**User response:** Refer to the Backup-Archive Client documentation in the information center.

Reschedule the client deployment with an appropriate target level.

---

**ANE4251W**    *writername* file '*filename*': not found.

**Explanation:** The indicated VSS writer file or directory was returned by VSS as part of the backup file list of the writer. However, the object does not exist on the disk.

**System action:** Processing stops if SKIPMISSINGSYSWFILES option is set to NO. Processing continues if SKIPMISSINGSYSWFILES option is set to YES.

**User response:** Verify that this file can be skipped during system state backup.

---

**ANE4252W**    *architecture, schedule-name, domain-name* :  
**The client deployment was not completed pending the restart of the client computer. The deployment manager did not restart the client computer automatically because the AUTODEPLOY option was set to NOREBOOT.**

**Explanation:** The previous client has been uninstalled, and the installation of the new client was not completed pending the restart of the client computer. The architecture of the client, schedule name, and domain name are identified at the beginning of the message text.

**System action:** The Deployment Manager process completes.

**User response:** Manually restart the client computer as soon as possible.

---

**ANE4253E**    **There was not enough disk space on the client computer. Required space:** *package space bytes*; **available space:** *system space bytes*.

**Explanation:** The deployment manager determined there was insufficient free disk space for the client deployment.

**System action:** Processing stops.

**User response:** Free up required disk space and reschedule the client deployment.

---

**ANE4254E**    **The deployment manager detected an HSM client on the workstation that it needs to deploy the Backup-Archive client to.**

**Explanation:** An attempt was made to deploy the Backup-Archive client to a workstation that already has the HSM client installed. The Backup-Archive client cannot be deployed to a workstation that has the HSM client.

**System action:** Processing stops.

**User response:** Uninstall the HSM client and reschedule the Backup-Archive client deployment.

---

**ANE4255E**    **There is not enough memory for the deployment manager to create the system information object**

**Explanation:** The system information object could not be created because there is not enough available RAM to temporarily write the data into.

**System action:** Processing stops.

**User response:** Close all unneeded applications on the client workstation and reschedule the deployment.

---

**ANE4256E**    **The DSML\_DIR environment variable is not defined.**

**Explanation:** The deployment manager cannot initiate a connection to the server because the DSML\_DIR environment variable is not set. This error can occur if the deployment manager is started without using the client scheduler.

**System action:** Processing stops.

**User response:** Read the available documentation to determine how to use the client scheduler to create a client deployment task.

---

**ANE4257E**    **The deployment manager cannot parse information in file:** *file name*.

**Explanation:** The deployment manager could not parse or extract the required information from the specified file.

**System action:** Processing stops.

**User response:** Check the error log file on the client workstation.

---



---

**ANE4258E**    **The deployment manager received the Windows "OpenSCManager failed" error message.**

**Explanation:** The deployment manager could not connect to the Windows service control manager to start the client scheduler. In general, this error occurs because the user who is initiating the task does not have sufficient authority.

**System action:** Processing stops.

**User response:** Ensure that the user who starts the client scheduler has administrative privileges.

---

**ANE4259E**    **The client scheduler is not started as a root user.**

**Explanation:** The client scheduler requires root user privileges to upgrade the client code.

**System action:** Processing stops.

**User response:** Log in as root and start the client scheduler.

---

**ANE4260E**    **The installation file system is not writeable.**

**Explanation:** The deployment manager cannot write to the installation file system.

**System action:** Processing stops.

**User response:** Check the installation file system permissions. It is possible that the current client node runs in a virtualized environment using the client code installed in a shared storage of the physical environment. Reschedule the client deployment with the client node in the physical environment.

---

**ANE4261E**    **The deployment manager cannot upgrade the Backup-Archive Client.**

**Explanation:** The Backup-Archive Client cannot be upgraded because either the current location is not the default installation location or the DSM\_DIR, DSMI\_DIR, DSM\_CONFIG and DSMI\_CONFIG environment variables are defined with a relative path and not an absolute path.

**System action:** Processing stops.

**User response:** Check the installation directory of the current Backup-Archive Client. If the Backup-Archive Client is not installed in the default location, manually upgrade the Backup-Archive Client. If the DSM\_DIR, DSMI\_DIR, DSM\_CONFIG and DSMI\_CONFIG environment variables are defined with a relative path, define them with an absolute path and try the client deployment again.

---



---

**ANE4262E**    **The preview of the client installation failed.**

**Explanation:** The deployment manager did not uninstall the current client. The client code is unchanged.

**System action:** Processing stops.

**User response:** Check the deployment manager log and trace files on the client workstation for specific issues identified during the preview. Reschedule a deployment after any issues are resolved.

---

**ANE4263E**    **The deployment manager failed to uninstall the backup-archive client.**

**Explanation:** The deployment manager received an error while uninstalling the current client.

**System action:** Processing stops.

**User response:** Check the deployment manager log and trace files on the client workstation for more details on the error. You might have to manually uninstall the client.

---

**ANE4264E**    **The deployment manager failed to install the backup-archive client.**

**Explanation:** The current client was uninstalled and the deployment manager received an error while installing the new client code.

**System action:** Processing stops.

**User response:** Check the deployment manager log and trace files on the client workstation for more details on the error. Manully install the new client after the issue is resolved.

---

**ANE4265I**    **Client deployment options are not specified in the scheduler command or from client services.**

**Explanation:** The default client options file will be used. The deployment manager might not report the correct server and node information when reporting status.

**System action:** Processing continues.

**User response:** Avoid initiating the client deployment directly from the command-line, instead, always start the client scheduler as a Windows service.

---

**ANE4266I**    **The deployment manager failed to install non-English language pack(s).**

**Explanation:** The previous packages were uninstalled, and the installation of one or more new language packs were not successful.

**System action:** Processing continues.

---

**User response:** Check the deployment trace file on the client workstation for specific language pack information.

---

**ANE4267I    The deployment manager failed to install the hardware plugin package.**

**Explanation:** The previous package was uninstalled. The installation of the new hardware plugin package failed.

**System action:** Processing stops.

**User response:** Check the deployment trace file on the client workstation.

---

**ANE4268I    The deployment manager failed to install the journal-based backup package.**

**Explanation:** The previous journal-based backup package was uninstalled. The new journal based backup package installation failed.

**System action:** Processing stops.

**User response:** Check the deployment trace file on the client workstation.

---

**ANE4269W    The deployment manager is stopping the scheduler or the CAD processes.**

**Explanation:** Before deploying the new client, the deployment manager must stop the scheduler and CAD processes. After the deployment, the processes must be restarted.

**System action:** Processing continues.

**User response:** The client scheduler is interrupted during the deployment.

---

**ANE4270I    The deployment manager and the new client installation packages were downloaded to directory: *file name*.**

**Explanation:** The download directory contains everything required to complete the new client deployment. Deployment log and trace files can be found in the log/ sub-directory.

**System action:** Processing continues.

**User response:** Obtain log and trace files from the download directory for problem determination. The files are found within the log/ sub-directory.

---

**ANE4271E    The deployment package is missing one or more required installation image files.**

**Explanation:** The client deployment package might not have been imported correctly to the server. It is possible that the deployment package is not retrieved

completely to the client computer, due to a lack of disk space.

**System action:** Processing stops.

**User response:** Ensure that client packages are available on the server and there is sufficient disk space on the client computer. Check the backup-archive client error log file for more detailed error messages.

---

**ANE4272E    The processor type of the package: *package processor type* does not match the current client: *system processor type*.**

**Explanation:** The processor type supported by the client package that you want to deploy does not match the processor type of the workstation that you are trying to deploy the client to. It is not always possible for the deployment manager to connect to the server and report the error.

**System action:** Processing stops.

**User response:** Verify that you are using the correct client package for the processor architecture of the computer that you want to upgrade. Then restart the deployment.

---

**ANE4273E    The deployment manager detected a journal based backup (JBB) client on the workstation where it needs to deploy the Backup-Archive Client.**

**Explanation:** An attempt was made to deploy the Backup-Archive Client to a workstation that already has the JBB client installed. On some platforms, the Backup-Archive Client cannot be deployed to a workstation that has the JBB client installed.

**System action:** Processing stops.

**User response:** Uninstall the JBB client and reschedule the Backup-Archive Client deployment.

---

**ANE4274E    The deployment manager cannot stop the scheduler or the CAD processes.**

**Explanation:** The deployment manager tried to shut down the Backup-Archive Client scheduler or CAD processes but the Backup-Archive Client might be busy with other tasks.

**System action:** Processing stops.

**User response:** Reschedule the Backup-Archive Client deployment.

---

**ANE4275E    The deployment manager cannot restart the scheduler or the CAD processes.**

**Explanation:** Before exiting, the deployment manager could not restart the Backup-Archive Client scheduler or CAD processes. The deployment manager stopped

the processes prior to the client upgrade.

**System action:** Processing continues.

**User response:** Log on to the Backup-Archive Client workstation and check the error log file. If you have set environment variables make sure they are not defined using relative path.

---

**ANE4276E The deployment manager cannot obtain information about the scheduler or the CAD processes.**

**Explanation:** The deployment manager needs process information in order to stop and restart the Backup-Archive Client scheduler or CAD processes.

**System action:** Processing stops.

**User response:** Log on to the Backup-Archive Client workstation and check the error log file and the deployment manager error log file.

---

**ANE4277E The target operating system version *target operating system* does not meet the minimum required version *minimum required version***

**Explanation:** The operating system version is earlier than the version required by the automatic deployment package.

**System action:** The deployment is canceled.

**User response:** Ensure that the version being deployed is supported by the target operating system.

---

**ANE4278E The deployment manager cannot obtain information about the Logical Volume Snapshot Agent (LVSA).**

**Explanation:** The deployment manager needs to determine whether an LVSA is installed on the client workstation.

**System action:** Processing stops.

**User response:** Log on to the Backup-Archive Client workstation and check the error log file and the deployment manager error log file.

---

**ANE4280E Automatic client deployment is not allowed on the client workstation.**

**Explanation:** One or more of the running client services include AUTODEPLOY = NO in the option file.

**System action:** Processing stops.

**User response:** Change the AUTODEPLOY option on the client and reschedule the client deployment.

---

**ANE4281E The update manager cannot remove the TIVsmCapi package from non-global zone(s): *zone name*.**

**Explanation:** APAR IC57433 prevents the removal of the TIVsmCapi package on Solaris on a sparse-root, non-global zone if uninstalling is done from the global zone.

**System action:** Processing stops.

**User response:** Manually uninstall the client directly from the non-global zones and reschedule the deployment.

---

**ANE4282E Sparse-root non-global zone(s) were found with Backup-Archive Client that was installed from the non-global zone: *zone names*.**

**Explanation:** One or more non-global zones are sharing the /usr file system with the global zone. The Backup-Archive Client is installed in the global zone with the -G parameter and also installed manually in the non-global zone(s). You cannot update the Backup-Archive Client in the global zone because it will update the version of GSKit that is shared with the sparse-root non-global zones that are not part of the automatic deployment.

**System action:** Processing stops.

**User response:** Manually upgrade the Backup-Archive Client or install it from the global zone without using the -G parameter. This ensures that you have the same version between the global zone and the sparse-root non-global zones, and you can then deploy the client automatically on all such zones.

---

**ANE4283E There is not enough disk space on *path* to uncompress GSKit packages.  
Required space: *req\_space* bytes;  
available space: *avail\_space* bytes.**

**Explanation:** The deployment manager determined that there is not enough free disk space to uncompress GSKit packages.

**System action:** Processing stops.

**User response:** Free up the required amount of disk space and reschedule the automatic client deployment.

---

**ANE4284E The deployment is cancelled because an automatic client deployment task was scheduled for a sparse-root, non-global zone that shares the /usr file system with the global zone.**

**Explanation:** The automatic client deployment task that was attempted is not supported and will be cancelled.

**System action:** Processing stops.

**User response:** Install the Backup-Archive Client from the global zone or manually upgrade the Backup-Archive Client.

---

**ANE4285E**    **The update restore operation to an existing virtual machine 'VmName' failed. The virtual machine is not in power off state.**

**Explanation:** The update restore operation to an existing virtual machine is not supported for a running machine and will be aborted.

**System action:** Restore aborted.

**User response:** Turn off the virtual machine and re-run the update restore command.

---

**ANE4290E**    **Only one virtual machine can be selected for restore.**

**Explanation:** Restoring multiple virtual machines is not allowed. Only one virtual machine can be selected for restore.

**System action:** No processing occurs.

**User response:** Select only one virtual machine for restore.

---

**ANE4291E**    **Virtual Machine could not be found on VMware server.**

**Explanation:** The backup of virtual machine failed.

**System action:** The backup of the virtual machine finished with failures. The next virtual machine in the vmlist will be processed. The reason for the failure is written to the local client error log.

**User response:** Check the local client error log for reason for the failure.

---

**ANE4292E**    **No virtual machine found.**

**Explanation:** No virtual machine found with name or specified in domain option.

**System action:** Processing stopped.

**User response:** Specify a correct VM name or domain option.

---

**ANE4293E**    **Backup of VMware vApp 'vApp name' in Organization VDC 'Org VDC name' of organization 'Org name' failed.**

**Explanation:** The vApp backup operation failed. This error message is a summary message and does not contain detailed information.

**System action:** The configuration information and VMs for the specified vApps are not backed up. Processing continues to the next vApp.

**User response:** Check the previous messages in the dsmerror.log file for more details about this vApp .

---

**ANE4295W**    **The virtual machine 'vmname' was backed up using the Windows VSS system provider. You must manually revert or delete the shadow copy on the restored volumes or you may experience degraded performance and an out-of-space condition.**

**Explanation:** At backup time, application protection was not able to back up the VM within the 10-second VSS limit. Therefore, the Windows VSS system provider was used. If you are restoring the application, the volume will be automatically reverted. However, if you are restoring the entire VM, you must manually revert or delete the shadow copy.

**System action:** The virtual machine is restored, including the system provider shadow copy.

**User response:** Verify that the restore was successful, and the data is not corrupt. If the data is not corrupt, you can delete the shadow copy. However, if the data is corrupt, revert the shadow copy to restore data integrity. You can figure out which shadow copy to delete or revert by looking for the dsmShadowCopyID.txt file in the root directory of each restored volume. Then, use the diskshadow delete or revert command.

---

**ANE4296I**    *architecture, schedule-name, domain-name:*  
**The Deployment Manager process was started successfully. Deployment Manager Version Information: version**

**Explanation:** The Deployment Manager process was started as a post schedule command. This is the first message from the Deployment Manager. The architecture of the client, schedule name, and domain name are identified at the beginning of the message text.

**System action:** Deployment Manager continues to process.

**User response:** None

---

**ANE4297W**    *architecture, schedule-name, domain-name:*  
**Client deployment was completed with warnings:**

**Explanation:** This is a generic warning message. It is possible the other messages provide details of the deployment. The architecture of the client, schedule name, and domain name are identified at the beginning of the message text.

**System action:** The Deployment Manager process completes.

**User response:** Check the warning messages from the server administration center, the server activity log, or

error log on the client computer for more information.

---

**ANE4298E** *architecture, schedule, new\_device\_type*: **The client deployment was cancelled. The previous event causing the cancellation is:**

**Explanation:** This is a generic message that the client deployment was cancelled. The Deployment Manager does not uninstall or update the current client. It is possible the other messages provide details of the deployment. The architecture of the client, schedule name, and domain name are identified at the beginning of the message text.

**System action:** Processing stops.

**User response:** Check the warning messages from the server administration center, the server activity log, or error log on the client computer for more information.

---

**ANE4299E** *architecture, schedule-name, domain-name*: **The client deployment failed. The previous event causing the failure is:**  
*event*

**Explanation:** This is a generic message that the client deployment failed. It is possible that other messages provide details of the failure. The architecture of the client, schedule name, and domain name are identified at the beginning of the message text.

**System action:** Processing stops.

**User response:** Check the warning messages from the server administration center, the server activity log, or error log on the client computer for more information.

---

**ANE4300I** *architecture, schedule-name, domain-name*: **Client deployment was completed successfully.**

**Explanation:** The Deployment Manager process completes.

**System action:** Processing stops.

**User response:** None

---

**ANE4301I** **IBM Spectrum Protect detected Microsoft Active Directory Domain Controller on virtual machine 'VM'.**

**Explanation:** The virtual machine contains Microsoft Active Directory Domain Controller.

**System action:** IBM Spectrum Protect saved additional information about this virtual machine.

**User response:** None

---

**ANE4302W** **IBM Spectrum Protect failed to detect if Microsoft Active Directory Domain Controller on virtual machine 'VM'.**

**Explanation:** There was an error while checking if the virtual machine contains Microsoft Active Directory Domain Controller.

**System action:** IBM Spectrum Protect continues backing up this virtual machine.

**User response:** Check IBM Spectrum Protect error log for additional information.

---

**ANE4303E** **The vCloud Director vApp 'vapp-name' has not been previously backed up.**

**Explanation:** The specified vCloud Director vApp has not been previously backed up, so can not be specified for restore.

**System action:** The specified vCloud Director vApp is skipped, and the next vApp in the restore list is processed.

**User response:** Verify the vCloud Director vApp name to be restored, and re-try the operation.

---

**ANE4304I** **IBM Spectrum Protect could not detect the IBM Spectrum Protect for Virtual Environments license. Active Directory Domain Controller will not be protected on VM 'VM'.**

**Explanation:** The virtual machine contains Microsoft Active Directory Domain Controller, but a IBM Spectrum Protect for Virtual Environments license is not detected. The Domain Controller will not be protected.

**System action:** Install IBM Spectrum Protect for Virtual Environments 7.1 or later to protect Active Directory.

**User response:** None

---

**ANE4305W** **Backup of VMware vApp 'vApp name' in Organization VDC 'Org VDC name' of organization 'Org name' completed. Some VMs were not backed up. mode: 'Incremental Forever - full\_or\_incr' target node name: 'target\_node\_name' data mover node name: 'data\_mover\_node\_name' VMs backup status: number of VM backed up out of number of VMs in vApp VMs backed up successfully.**

**Explanation:** The vApp backup operation completed successfully. However, one or more VMs for the specified vApp were not backed up. These VMs will not be created during the restore operation.

**System action:** Processing continues to the next vApp.

**User response:** Check the dsmerror.log file for this vApp for more information about this message. Resolve the problem, then try the operation again.

---

**ANE4308E** Full VM backup of 'hypervisor' Virtual Machine 'vmname' failed with RC=*rc* mode=*full\_or\_incr*, target node name=*target\_node\_name*, data mover node name=*data\_mover\_node\_name*

**Explanation:** The Full VM backup of virtual machine failed.

**System action:** The full backup of the virtual machine finished with failures. The next virtual machine in the vmlist will be processed. The reason for the failure is written to the local client error log.

**User response:** Check the local client error log for reason for the failure.

---

**ANE4311E** Full VM restore of 'hypervisor' Virtual Machine 'vmname' failed with RC=*rc* target node name=*target\_node\_name*, data mover node name=*data\_mover\_node\_name*

**Explanation:** The Full VM restore of the virtual machine failed.

**System action:** The full restore of the the virtual machine finished with failures. The next virtual machine in the vmlist will be processed. The reason for the failure is written to the local client error log.

**User response:** Check the local client error log for reason for the failure.

---

**ANE4441E** '*fs*' is a '*fstype*' file system, which is not a supported file system type for file backup, image backup or archive.

**Explanation:** The specified file system is not supported for any type of backup. IBM Spectrum Protect does not support backup and archive or image backup for this type of volume.

**System action:** The file system is skipped. Processing continues with the next file system.

**User response:** Refer to the IBM Spectrum Protect client manual for a complete list of supported file systems.

---

**ANE4442E** 'VM-Name' a backup cannot be created because the virtual machine has assigned disk with duplicate disk identifiers.

**Explanation:** The client detected that the virtual machine has assigned disk with duplicate disk identifiers. The disk may have been copied. A backup

cannot be created on a virtual machine that have duplicate disk identifiers.

**System action:** The virtual machine is not backedup. Processing continues with the next virtual machine.

**User response:** Check that the virtual disks has different disk identifiers and update the virtual machine configuration to match any changes to the file system. If the problem persists, contact an administrator of the Hyper-V server.

---

**ANE4443E** '*fs*' is a CSVFS file system, which is not a supported file system type for file backup, image backup or archive.

**Explanation:** Microsoft Cluster Shared Volumes File Systems (CSVFS) are NTFS or ReFS volumes that are added to Cluster Shared Volumes. These volumes are intended for Hyper-V and expanded support for SQL, not for regular file data. IBM Spectrum Protect does not support file level backup and archive or image backup for CSVFS volumes.

**System action:** The file system is skipped. Processing continues with the next file system.

**User response:** Refer to the IBM Spectrum Protect client manual for a complete list of supported file systems.

---

**ANE4446E** A file restore mount operation for hypervisor type Virtual Machine 'vmname' failed. The data center node name is '*data center node name*', the mount proxy node name is '*mount proxy node name*'.

**Explanation:** The file restore mount operation of the virtual machine failed.

**System action:** The mount of the virtual machine finished with failures.

**User response:** Review the local client error log for the reason for the failure.

---

**ANE4449E** A cleanup of the file restore mount of hypervisor type Virtual Machine 'vmname' failed. The data center node name is '*data center node name*', the mount proxy node name is '*mount proxy node name*'.

**Explanation:** The cleanup of file restore mount operation of the virtual machine failed.

**System action:** The cleanup of mount of the virtual machine finished with failures.

**User response:** Review the local client error log for the reason for the failure.

---

**ANE4450E**    **The mount proxy platform is not supported for file restore mount operations.**

**Explanation:** The file restore mount operation failed. The mount proxy platform is unsupported or the IBM Spectrum Protect Recovery Agent is not correctly installed and configured.

**System action:** The file restore mount operation failed.

**User response:** Ensure that the IBM Spectrum Protect Recovery Agent is installed and configured correctly and run the file restore mount operation from a supported mount proxy platform.

---

**ANE4451E**    **The Windows iSCSI service is not available.**

**Explanation:** The Windows iSCSI service is not available on the mount proxy machine. It is either not started or is not installed or configured correctly.

**System action:** Processing stops. The file restore mount operation fails.

**User response:** Ensure that the iSCSI service is up and running on the mount proxy machine.

---

**ANE4900W**    **Schedule '*schedule-name*' has opened a new session with the server.**

**Explanation:** A scheduled event ends because of a connection failure. The scheduled event had to be restarted outside its normal startup window to continue the operation.

**System action:** The scheduled event is completed using more than one session.

**User response:** None required. If this is a recurrent condition, you may want to check for network problems.

---

**ANE4901E**    **The following object contains one or more unmatched quotation marks and cannot be processed: '*filespace path filename*'.**

**Explanation:** The file name in the file list contains unmatched quotes. If a line in the file list begins with a single or double quotation mark this quotation mark is considered to be an opening quotation mark. The corresponding closing quotation mark of the same type must be at the end of the line. If there is no closing quotation mark or the closing quotation mark has been encountered in the middle of the line, it is an invalid input.

**System action:** The object is skipped.

**User response:** Correct the specification of the object.

---

**ANE4904E**    **Instant access of VMware Virtual Machine '*vmname*' failed. target node name='*target\_node\_name*', data mover node name='*data\_mover\_node\_name*'**

**Explanation:** The instant access of the virtual machine failed.

**System action:** The instant access of the the virtual machine finished with failures. The reason for the failure is written to the local client error log.

**User response:** Check the local client error log for reason for the failure.

---

**ANE4907E**    **Instant restore of VMware Virtual Machine '*vmname*' failed. target node name='*target\_node\_name*', data mover node name='*data\_mover\_node\_name*'**

**Explanation:** The instant restore of the virtual machine failed.

**System action:** The instant restore of the the virtual machine finished with failures. The reason for the failure is written to the local client error log.

**User response:** Check the local client error log for reason for the failure.

---

**ANE4910E**    **Cleanup of VMware Virtual Machine '*vmname*' failed. target node name='*target\_node\_name*', data mover node name='*data\_mover\_node\_name*'**

**Explanation:** The cleanup of the virtual machine failed.

**System action:** The cleanup of the the virtual machine finished with failures. The reason for the failure is written to the local client error log.

**User response:** Check the local client error log for reason for the failure.

---

**ANE4915I**    **Object increased in size during compression: *filespace path filename***

**Explanation:** The file increased in size during compression.

**System action:** Processing continues.

**User response:** None.

---

**ANE4917E**    **A failure occurred while accessing the VMware libraries. The required files for the virtual machine backup were not found.  
The files are installed only if the client is defined as a data mover in IBM Spectrum Protect for Virtual Environments.**

**Explanation:** A failure occurred while accessing the VMware libraries for the virtual machine environment.

**System action:** The backup operation cannot continue.

**User response:** Install the IBM Spectrum Protect for Virtual Environments package to use the client to back up virtual machines.

---

**ANE4936E The snapshot of virtual machine 'vmname' failed and a snapshot cannot be attempted again.**

**Explanation:** The snapshot of the virtual machine failed with a permanent error. Such as the Hyper-V writer is not responding. Another snapshot attempt will not be made.

**System action:** The snapshot of the virtual machine finished with an error. Processing continues to the next virtual machine.

**User response:** Check the Windows event log for the reason for the failure.

---

**ANE4937I Resending file *file* in a new transaction session to recover from the transmission error.**

**Explanation:** None.

**System action:** The file is resent.

**User response:** None.

---

**ANE4942E The file specification '*string*' is invalid.**

**Explanation:** The operating system indicated that the file specification is invalid. One possible reason is that the file specification contains unrecognized characters. Another possible cause is incorrect use of quotation marks in the file specification.

**System action:** Processing stopped.

**User response:** Enter a correct file specification as described in the *Using the Backup-Archive Client* book for the particular operating system. Ensure that the file specification contains valid characters. Verify correct use of quotation marks for specifications that contain blanks spaces. If multiple file specifications are used, make sure that any use of quotation marks does not cause the file specifications to be treated as a single file specification.

---

**ANE4946W Warning: virtual machine: '*vm-name*' disk: '*disk-name*' excluded by user, was not found.**

**Explanation:** The specified virtual disk does not exist on the virtual machine.

**System action:** Processing continues.

**User response:** Use the "dsmc backup vm ..."

command with the -preview option to display a listing of the disk labels which exist on the virtual machine. Since the disk was specified to be excluded from the backup, the backup will continue. However it is possible that a disk will included in the backup which was not desired, check the spelling of the disk label, and correct the disk label if an undesired disk is now included in the backup operation.

---

**ANE4947E Error: virtual machine: '*vm-name*' disk: '*disk-name*' included by user, was not found.**

**Explanation:** The specified virtual disk does not exist on the virtual machine.

**System action:** Processing stops.

**User response:** Use the "dsmc backup vm ..." command with the -preview option to display a listing of the disk labels which exist on the virtual machine. Check the spelling of the disk label and correct the disk label and then retry the 'backup vm' operation.

---

**ANE4948E A specified virtual disk was not found on the virtual machine.**

**Explanation:** You must specify a virtual disk label name which exists on the virtual machine.

**System action:** Processing stops.

**User response:** For a backup operation, use the "dsmc backup vm ..." command with the -preview option to display a listing of the disk labels which exist on the virtual machine. For a restore operation, use the "dsmc query vm ..." command with the -detail option to display a listing of the disk labels which exist on the virtual machine backup. Check the spelling of the disk label and correct the disk label and then retry the operation.

---

**ANE4972W File server *file-server-name* has been upgraded to Data ONTAP version '*version.modification.submodification*'. This version does not support unicode file names for snapshot difference incremental backup. Upgrade to a version that supports unicode file names as soon as possible.**

**Explanation:** The file server has been upgraded from a version that supports unicode file names for incremental backup using snapshot difference to a version that does not. If you have upgraded from Data ONTAP version 7.3.3 (or later) to 8.0, you lose the ability to back up files with unicode file names when performing snapshot difference incremental backup.

**System action:** Processing continues. However, files with unicode names are not backed up.

**User response:** Upgrade to a version that supports unicode file names as soon as possible. If you have



upgraded from Data ONTAP version 7.3.3 (or later) to 8.0, upgrade to 8.1 (or later). If it is not possible to upgrade at this time, you can suppress this warning message by renaming the file space on the IBM Spectrum Protect server and performing a snapshot difference incremental backup.

---

**ANE4973E**    **An error occurred accessing NTFS security information for file '*filepath-namefile-name*'**

**Explanation:** An access denied error occurred while attempting to access NTFS security information.

**System action:** The object is skipped.

**User response:** See your system administrator or bypass the failing check by using SkipNTSecurity option.

---

**ANE4974E**    **Error processing '*filepath-namepath-namefile-name*': a required NT privilege is not held.**

**Explanation:** The user account running IBM Spectrum Protect does not possess a required NT user right/privilege for performing the current operation.

**System action:** The object is skipped.

**User response:** Your system administrator has the authority to grant the needed privilege.

---

**ANE4987E**    **Error processing '*filepath-namepath-namefile-name*': the object is in use by another process**

**Explanation:** The specified file is being used by another process. You tried to read from or write to a file that is currently being used by another process.

**System action:** File skipped.

**User response:** Ensure that the file is not locked by another process. If the file is not locked, retry the command.

---

**ANE4988W**    **File '*filepath-namepath-namefile-name*' is currently unavailable on server and has been skipped.**

**Explanation:** You tried to restore or retrieve a file that is currently not available from the IBM Spectrum Protect server. This is most likely a temporary condition.

**System action:** IBM Spectrum Protect cannot restore or retrieve the file.

**User response:** Try to restore or retrieve the file again after the file becomes available on the server. If the problem persists, see your IBM Spectrum Protect administrator for assistance.

---

**ANE4989E**    **Error processing '*filepath-namepath-namefile-name*': the directory is in use by another process. All objects in the directory and any of its subdirectories are skipped.**

**Explanation:** The specified directory is being used by another process. You tried to read from or write to a directory that is currently being used by another process. The objects contained in the directory and its subdirectories are not backed up.

**System action:** Processing stopped for that directory. If other files and directories were also specified in this backup, they are processed

**User response:** Ensure that you specified the correct directory name, correct the permissions, or specify a new location. If the directory name is correct, retry the backup when no process has exclusive use of the directory.

---

**ANE4991I**    *Application Type Application Message Id Application Message*

**Explanation:** This is a message sent by the application you are currently running with IBM Spectrum Protect.

**System action:** IBM Spectrum Protect logs the application message.

**User response:** Refer to the documentation for the application that you are using.

---

**ANE4992W**    *Application Type Application Message Id Application Message*

**Explanation:** This is a message sent by the application you are currently running with IBM Spectrum Protect.

**System action:** IBM Spectrum Protect logs the application message.

**User response:** Refer to the documentation for the application that you are using.

---

**ANE4993E**    *Application Type Application Message Id Application Message*

**Explanation:** This is a message sent by the application you are currently running with IBM Spectrum Protect.

**System action:** IBM Spectrum Protect logs the application message.

**User response:** Refer to the documentation for the application that you are using.

---

**ANE4994S**    *Application Type Application Message Id Application Message*

**Explanation:** This is a message sent by the application you are currently running with IBM Spectrum Protect.

**System action:** IBM Spectrum Protect logs the application message.

**User response:** Refer to the documentation for the application that you are using.

---

**ANE4997E**    **Error processing '*filepath-namefile-name*': file system quota reached condition - no space left.**

**Explanation:** No more files can be restored or retrieved because the quota of the destination file system has been reached.

**System action:** The client prompts you for action:

- Retry this object
- Skip this object
- Abort the action

**User response:** Select the appropriate action for this object. Create some free space or increase the quota on the destination file system before you retry the operation. Another option is to restore or retrieve the file to another file system.

---

**ANE4998E**    **Link information for file '*filename*' could not be obtained: access to the object is denied.**

**Explanation:** Access to the specified file link is denied. You tried to read information for file link and you do not have access permission for this object.

**System action:** Processing of System State stops.

**User response:** Try the operation again. If the problem persists, contact IBM technical support for additional assistance.

---

**ANE4999I**    **The following message was too long to log to the server: '*shortened message with message number*'**

**Explanation:** The message text and inserts are too large to send to the server in the available internal buffer.

**System action:** The *message number* message is written to the local client error log, then shortened and sent to the server as a part of this message. The message is reduced in length by substituting '...' in the middle of the original message.

**User response:** The message referred to has been shortened, but describes the error that occurred. See the documentation for that message for more information.

---

## Chapter 3. ANR messages

ANR messages are issued by the server. Some ANR messages are common to all operating systems, and some are specific to a single operating system.

---

### ANR messages list

Messages are listed in ascending numerical order. All elements of the message are documented.

For a list of new, changed, and deleted server messages, see the following files in the server installation directory:

#### **Release\_msg\_chgs**

This file contains all new, changed, and deleted messages from the previous server version to the current version.

#### **Maint\_msg\_chgs**

This file contains all new, changed, and deleted messages from the current server version to the current release.

These files are in the *installation\_directory*\doc directory for Microsoft Windows operating systems and the *installation\_directory*/server/bin/ directory for all other operating systems.

These files are also available in New, changed, and deleted server messages on the IBM Spectrum Protect wiki.

---

**ANR0010W** Unable to open message catalog for language *language*. The default language message catalog will be used.

**Explanation:** The message catalog for the specified language could not be found.

**System action:** The server continues to initialize with the default English message catalog.

**User response:** To resolve the issue, complete the following steps:

- If you specified a LANGUAGE option in the server options file, verify that you specified a supported language.
- If you specified environment variables for the system locale, ensure that you specified a supported locale and that the locale is installed on your system.
- Ensure that the IBM Spectrum Protect language package for the specified language is installed on your system.
- Restart the server.

---

**ANR0011W** Unable to set locale to *first locale*. Using locale *second locale* for message formatting.

**Explanation:** The first locale could not be set.

**System action:** The server continues to initialize using the second locale.

**User response:** To resolve the issue, complete the following steps:

- If you specified a LANGUAGE option in the server options file, ensure that you specified a supported locale and that the locale is installed on your system.
- If you specified environment variables for the system locale, ensure that you specified a supported locale and that the locale is installed on your system.
- Restart the server.

---

**ANR0098W** This system does not meet the minimum memory requirements.

**Explanation:** The minimum memory required is 12 GB. 16 GB is required if you are using data deduplication. At least 32 GB is needed for heavily used servers. Using 32 GB or more of memory enhances performance of the IBM Spectrum Protect server database inventory.

If you plan to run multiple instances, each instance requires the memory listed for one server. Multiply the memory for one server by the number of instances planned for the system.

Node replication processing requires additional memory. Use a minimum of 32 GB of memory for node replication without data deduplication. Node replication with data deduplication requires a minimum of 64 GB of memory. You will require an active log at least 64 GB in size to run replication. If replication and deduplication are both being used, an active log at least 128 GB in size is required.

**System action:** Server operation continues.

**User response:** Increase the amount of memory on the system.

---

**ANR0099W This operating system is not supported.**

**Explanation:** The system has detected one of the following items:

- a release of the operating system that is not supported
- the required maintenance for the operating system is not installed

See the software requirements section in the information center for more details.

**System action:** Server operation continues.

**User response:** See the software requirements section in the information center and upgrade to a supported operating system.

---

**ANR0100E** *Source file(line number): Error error code creating table "table name".*

**Explanation:** An internal error has occurred in an attempt to create a server database table. This message always accompanies another error message and provides more detail about that error.

**System action:** The activity that generated this error fails.

**User response:** Contact your service representative.

---

**ANR0101E** *Source file(line number): Error error code opening table "table name".*

**Explanation:** An internal error occurred when a server database table was being accessed. This error message always accompanies another error message which provides more details about the error.

**System action:** The activity that generated this error fails.

**User response:** If the server or storage agent stops in response to a HALT command, you can ignore this error message.

---

**ANR0102E** *Source file(line number): Error error code inserting row in table "table name".*

**Explanation:** An internal error occurred when data was added to a server database table. This error message always accompanies another error message which provides more details about the error.

**System action:** The activity that generated this error fails.

**User response:** An error occurred when a row was inserted into a server database table. Typically, this error causes an error code value of 1202 to be displayed. An error code value of 1202 indicates that the record being inserted already exists in the database. This type of error might be caused by a timing issue with the server or a synchronization issue involving server processes, client sessions, or other server actions. Review the activity log file to determine what operations were in progress and were affected by this error. Try the operation again and change the timing so that it does not run with the same processes or actions as when the error occurred.

---

**ANR0103E** *Source file(line number): Error error code updating row in table "table name".*

**Explanation:** An internal error occurred when data was updated in a server database table. This error message always accompanies another error message which provides more details about the error.

**System action:** The activity that generated this error fails.

**User response:** An error occurred when a row was inserted into a server database table. Typically, this error causes an error code value of 1114 to be displayed. An error code value of 1114 indicates that the record being updated does not exist in the database. This type of error might be caused by a timing issue with the server or a synchronization issue involving server processes, client sessions, or other server actions. Review the activity log file to determine what operations were in progress and were affected by this error. Try the operation again and change the timing so that it does not run with the same processes or actions as when the error occurred.

---

**ANR0104E** *Source file(line number): Error error code deleting row from table "table name".*

**Explanation:** An internal error occurred when data was being removed from a server database table. This error message always accompanies another error message which provides more details about the error.

**System action:** The activity that generated this error fails.

**User response:** An error occurred when a row was deleted from a server database table. Typically, this error causes an error code value of 1114 to be

displayed. An error code value of 1114 indicates that the record being deleted does not exist in the database. This type of error might be caused by a timing issue with the server or a synchronization issue involving server processes, client sessions, or other server actions. Review the activity log file to determine what operations were in progress and were affected by this error. Try the operation again and change the timing so that it does not run with the same processes or actions as when the error occurred.

---

**ANR0105E** *Source file(line number): Error setting search bounds for table "table name".*

**Explanation:** An internal error occurred when data was being accessed from a server database table. This error message always accompanies another error message which provides more details about the error.

**System action:** The activity that generated this error fails.

**User response:** Review the activity log file to determine what operations were in progress and were affected by this error. Try the operation again and change the timing so that it does not run with the same processes or actions as when the error occurred.

---

**ANR0106E** *Source file(line number): Unexpected error error code fetching row in table "table name".*

**Explanation:** An internal error occurred when data was being accessed from a server database table. This error message always accompanies another error message which provides more details about the error.

**System action:** The activity that generated this error fails.

**User response:** Review the activity log to determine what operations were in progress and were affected by this error. Try the operation again and change the timing so that it does not run with the same processes or actions as when the error occurred.

---

**ANR0107W** *Source file(line number): Transaction transaction ID was not committed due to an internal error.*

**Explanation:** An internal error was detected during transaction commit. This message is typically preceded by another error message which provides more details about the error.

**System action:** The activity that generated this error fails.

**User response:** Review the activity log to determine what operations were in progress and were affected by this error. Try the operation again and change the timing so that it does not run with the same processes or actions as when the error occurred.

---

**ANR0108E** *Source file(line number): could not start a new transaction.*

**Explanation:** An error occurred while attempting to start a new transaction. Possibly there is not enough memory.

**System action:** The activity that generated this error fails.

**User response:** See the documentation for the operating system about how to increase memory for an application.

---

**ANR0109E** *Attempt number att\_num Unable to load cryptography module from 'icc location'.*

**Explanation:** An error occurred while attempting to load the cryptography module.

**System action:** The application will not start.

**User response:** Verify that the ICC cryptography directory is located in either the application root directory or the directory specified in the platform specific environment variable (the DSMSEV\_DIR for Unix platforms or the Windows registry).

---

**ANR0110E** *An unexpected system date has been detected; the server is disabled. Verify the system date and use the ACCEPT DATE command to establish the current date as valid.*

**Explanation:** The server has noted that the current system date is suspect. It is earlier than the server install date or has suddenly moved into the future by 30 days or more.

**System action:** The server is disabled for client, server and administrative access. Most server processes will not execute.

**User response:** If the current system date is not valid, reset the date. Use the ACCEPT DATE command to establish the current date as valid on the server. After executing this command, you can use the ENABLE SESSIONS ALL command to enable the server for sessions. Accepting an invalid date can cause any of the following problems:

- Premature deletion of data
- Excessive retention of data
- Scheduling problems
- Event record problems
- Password expiration problems.

---

**ANR0111E** *Command: The BEGINNODEID and ENDNODEID are both required to be specified.*

**Explanation:** The BEGINNODEID and ENDNODEID are both required to be specified or neither of them are required.

**System action:** The server fails the command.

**User response:** Reissue the command, specifying both BEGINNODEID and ENDNODEID, or neither of them.

---

**ANR0112E** *Command: The specified BEGINNODEID node id is greater than the ENDNODEID node id.*

**Explanation:** Either the BEGINNODEID or the ENDNODEID is invalid because the value of the BEGINNODEID is greater than the ENDNODEID.

**System action:** The server fails the command.

**User response:** Reissue the command, specifying the ENDNODEID to be greater than the BEGINNODEID, or both to be equal.

---

**ANR0113E** *Command: The storage pool list specified with the parameter parameter name includes storage pool storage pool name more than once.*

**Explanation:** The storage pool name specified has been specified more than once. The name occurs more than once in the COPYSTGPools list, more than once in the ACTIVEDATAPOOLS list, more than once in the PROTECTLOCALSTGPools list, or it has been specified in multiple lists.

**System action:** The command fails.

**User response:** Reissue the command specifying unique storage pool names.

---

**ANR0114E** *Command: The NUMBER parameter is required on this command. The current default value is 0.*

**Explanation:** The NUMBER parameter is required for the FORMAT LFVOLUME COMMAND when the LFVOLUMEFORMATCOUNT option is set to 0.

**System action:** The command is not executed.

**User response:** Either reissue the command with the NUMBER parameter or else use the SETOPT command to change the LFVOLUMEFORMATCOUNT value.

---

**ANR0115W** *The server script script name attempted to start more parallel commands than are allowed for a single script. A single script is limited to parallel command limit parallel commands.*

**Explanation:** The server waits for all previous parallel commands started by the script to complete. When all previous parallel commands are complete, the server allows the script to continue. The script can attempt to start more parallel commands.

**System action:** The server waits for all previous

parallel commands before allowing the script to continue.

**User response:** If you need to start more parallel commands than the script limit allows, modify the script to invoke multiple scripts in parallel, each of which can start multiple parallel commands, up to the script limit.

---

**ANR0116W** *The server script script name attempted to start more parallel commands than are allowed for the server. The server is limited to parallel command limit parallel commands.*

**Explanation:** The server waits for all previous parallel commands started by the script to complete. When all previous parallel commands are complete, the server allows the script to continue. The script can attempt to start more parallel commands. If the limit is exceeded, the command will run serially.

**System action:** The server waits for all previous parallel commands before allowing the script to continue.

**User response:** Reduce the number of parallel commands or scripts that are running on the server at any one time.

---

**ANR0117E** *The server contains stored data. Archive data retention protection cannot be changed.*

**Explanation:** The archive data retention protection state cannot be changed while the server contains any backup, archive, or space-managed data.

**System action:** Processing continues.

**User response:** In order to change the archive data retention protection state, the server must contain no backup, archive, or space-managed data. Either re-initialize the server database, or delete all stored data and try the command again.

---

**ANR0118W** *The client option client option is not valid and will not be sent to the client. Use the INCLEXCL option instead.*

**Explanation:** The client options INCLUDE and EXCLUDE are not valid and have been replaced by the combined INCLEXCL. If INCLUDE and EXCLUDE are used in client option sets, use the INCLEXCL option along with the specific include or exclude option that you want the clients to use.

**System action:** The option is ignored and is not sent to the client. The server continues processing.

**User response:** Client options INCLUDE and EXCLUDE are not valid; use the INCLEXCL option along with the specific include or exclude option that you want the clients to use.

---

**ANR0119W** The client option *client option* is not valid and will not be sent to the client. Delete it from client option sets.

**Explanation:** The client option is not supported by this server and should be deleted from the client option set.

**System action:** The option is ignored and is not sent to the client. The server continues processing.

**User response:** Delete the option from the option set. Check the documentation for a possible replacement for the option.

---

**ANR0120I** Archive data retention protection is set to state of archive data retention protection.

**Explanation:** The archive data retention protection state has been set.

**System action:** Processing continues.

**User response:** None.

---

**ANR0121E** *command* is not allowed when archive data retention is enabled.

**Explanation:** The specified command is not allowed when archive data retention protection is enabled on the server.

**System action:** Processing continues.

**User response:** None.

---

**ANR0122E** *command*: A node cannot be assigned to a new domain when archive data retention is enabled.

**Explanation:** A previously defined node cannot be assigned to a new domain when archive data retention protection is enabled on the server.

**System action:** Processing continues.

**User response:** None.

---

**ANR0123E** *command*: A device type of SERVER is not allowed when archive data retention is enabled.

**Explanation:** The specified device type is not allowed when archive data retention protection is enabled on the server.

**System action:** Processing continues.

**User response:** None.

---

**ANR0124W** Object *object name (object id hi)* for node *node name (node id)*, *filesystem filesystem name (filesystem id)* is retention protected and can not be deleted.

**Explanation:** The specified object can not be deleted because:

- Archive retention protection is enabled and the object's retention period has not elapsed, or
- The object is part of a deletion hold.

**System action:** Server operation continues.

**User response:** None.

---

**ANR0125W** DELETE FILESPACE *filesystem name* for node *node name* contains retention protected data and cannot be deleted.

**Explanation:** The specified file space cannot be deleted because it contains one or more objects that must be retained for one of the following reasons:

- Archive retention protection is enabled and the object's retention period has not elapsed.
- The object is part of a deletion hold.

**System action:** The file space is not deleted.

**User response:** None.

---

**ANR0126W** DELETE VOLUME: Volume *volume name* contains retention protected data and can not be deleted.

**Explanation:** The specified volume cannot be deleted because it contains one or more objects that must be retained because of one of the following:

- Archive retention protection is enabled and the object's retention period has not elapsed.
- The object is part of a deletion hold.

**System action:** Processing continues.

**User response:** None.

---

**ANR0127E** *command* to another server is not allowed when data retention protection is enabled on the target server.

**Explanation:** The specified command is not allowed when data retention protection is enabled on the target server.

**System action:** Processing continues.

**User response:** None.

---

**ANR0128E** *Command*: The list of storage pools specified with the parameter *parameter name* includes storage pool *storage pool name*, which is already in use by another storage pool.

**Explanation:** The specified storage pool name is already being used to protect another storage pool. You cannot protect multiple storage pools using the same container-copy storage pool.

**System action:** The command fails.

**User response:** Reissue the command specifying unique storage pool names.

---

**ANR0129I Database upgrade completed successfully.**

**Explanation:** The requested database upgrade operation completed successfully.

**System action:** Processing continues.

**User response:** None.

---

**ANR0130E Diagnostic(ID): Server LOG space exhausted.**

**Explanation:** There is no space to write data to the server recovery log.

**System action:** The activity that generated this error fails.

**User response:** To increase the amount of log space available to the server, evaluate the directories and filesystem assigned to the ACTIVELOGDIR, ARCHIVELOGDIR, and ARCHFAILOVERLOGDIR. An out of log space condition may occur because the ACTIVELOGDIR location is full. Alternatively, an out of log condition may occur if the log files in the ACTIVELOGDIR which are no longer active can not be archived to the ARCHIVELOGDIR and ARCHFAILOVERLOGDIR locations. If necessary, a larger ARCHIVELOGDIR or ARCHFAILOVERLOGDIR can be specified by updating this option in the dmserv.opt file and then restarting the server.

---

**ANR0131E Diagnostic(ID): Server DB space exhausted.**

**Explanation:** There is no space to write data to the server database.

**System action:** The activity that generated this error fails.

**User response:** To increase the amount of database space available to the server, an authorized administrator can add database volumes by using the DEFINE DBSPACE command. Once additional space has been added for the database, the server database manager will automatically extend into that space and use it.

---

**ANR0132E Diagnostic(ID): Memory allocation failed: object *object name*, size *size*.**

**Explanation:** The server cannot obtain enough memory to create the object named.

**System action:** The activity that generated this error fails.

**User response:** See the documentation for the operating system about how to increase memory for an application.

---

**ANR0133E Error loading module *modname*: error *string***

**Explanation:** The error specified by *error string* occurred when the server attempted to load module *modname*

**System action:** Server operation continues, but the function provided by the module is not available.

**User response:** Refer to the error string and correct the condition causing the load to fail.

---

**ANR0134I Cloud tiering process *process ID* for storage rule *stgrule\_name* started from storage pool *source\_stgpool* to *tgt\_stgpool\_type* storage pool *target\_stgpool*.**

**Explanation:** The server has started cloud tier processing to move older client backup, archive and space managed file copies. The cloud tiering process was started as process number *process ID*. To query the process, use the QUERY PROCESS command. To cancel the process, use the CANCEL PROCESS command.

**System action:** Server operation continues. The cloud tiering process can be canceled, if necessary.

**User response:** No action is required.

---

**ANR0135I Cloud tiering process *process ID* from storage pool *source\_stgpool* started searching for eligible file spaces.**

**Explanation:** The cloud tiering process began a search for file spaces with eligible data that must be moved to the target storage pool.

**System action:** Server operation continues.

**User response:** No action is required.

---

**ANR0136I Table updating statistics performed successfully for processed tables of total *tables*.**

**Explanation:** The server periodically performs maintenance on the database tables. The maintenance processing allows the database to update statistics determine how to best access a given table. The



maintenance processing will periodically process all tables for the server.

**System action:** Server operation continues.

**User response:** No user action required.

**ANR0137E** *Source file(line number): Error error code allocating num rows database rows.*

**Explanation:** An internal error has occurred in an attempt to allocate storage for the requested number of database rows indicated.

**System action:** The activity that generated this error fails.

**User response:** Contact your service representative.

**ANR0138E** *Value primary logs for number of primary logs is invalid.*

**Explanation:** The command has been issued with an invalid number of primary logs.

**System action:** Server installation stops.

**User response:** Reissue the command with a valid number of primary logs.

**ANR0139I** *Cloud tiering process process ID identified number of files files for node node name, file space filespace name to tier from storage pool source\_stgpool to storage pool target\_stgpool.*

**Explanation:** The cloud tiering process identified older files that must be moved to the target storage pool.

**System action:** Server operation continues as files are moved.

**User response:** No action is required.

**ANR0140I** *Command: success. Node node\_id\_1 is granted proxy authority to node node\_id\_2.*

**Explanation:** The command was successful.

**System action:** The server performs the command.

**User response:** None.

**ANR0141E** *Command: failed. Node node\_id\_1 was not granted proxynode authority to node node\_id\_2.*

**Explanation:** The command fails if either of the nodes do not exist, or if the administrator issuing the command does not have sufficient authority.

**System action:** The server fails the command.

**User response:** Verify that both nodes exist and that

the administrator has sufficient authority, then issue the command again.

**ANR0142I** *Command: success. Proxynode authority for node node\_id\_1 has been revoked from node node\_id\_2.*

**Explanation:** The command was successful.

**System action:** The server performs the command.

**User response:** None.

**ANR0143E** *Command: failed. Proxynode authority for node node\_id\_1 has not been revoked to node node\_id\_2.*

**Explanation:** The command fails if the administrator issuing the command does not have sufficient authority.

**System action:** The server fails the command.

**User response:** Check the help for the command and verify that the administrator has either system or unrestricted policy authority; then issue the command again.

**ANR0144E** *Command: failed. Node node\_id\_1 was not granted proxynode authority to node node\_id\_2 because node node\_id\_missing has not been defined to the server.*

**Explanation:** The command failed because one of the nodes has not been defined to the server.

**System action:** The server fails the command.

**User response:** Verify that both nodes have been defined to the server and then issue the command again.

**ANR0145E** *Command: failed. Node node\_id\_1 already has been granted proxynode authority to node node\_id\_2.*

**Explanation:** The command failed because a proxy relationship between the two nodes already exists.

**System action:** The server fails the command, but does not change the existing association.

**User response:** None.

**ANR0146E** *Command: failed. Node node\_id\_1 was not granted proxynode authority to itself.*

**Explanation:** The command failed because a node cannot have a proxy relationship defined to itself.

**System action:** The server fails the command.

**User response:** None.

---

**ANR0147E** *Command: failed. Proxy node authority for node `node_id_1` to node `node_id_2` was not revoked because node `node_id_missing` has not been defined to the server.*

**Explanation:** The command failed because one of the nodes has not been defined to the server.

**System action:** The server fails the command.

**User response:** Verify that both nodes have been defined to the server, and then issue the command again.

---

**ANR0148I** *Command: No proxy relationships were found.*

**Explanation:** No proxy relationships were found.

**System action:** None.

**User response:** None.

---

**ANR0149E** *Filespace `filespace` for node `node_name` was deleted concurrently with the command.*

**Explanation:** The command failed. The requested filesystem was deleted concurrently with the command.

**System action:** The server will fail the command.

**User response:** Retry the command.

---

**ANR0150E** *Failed to open object `object_name`. There was an error decrypting the `password_type` password.*

**Explanation:** The server could not open the object specified due to the error encountered while decrypting the password.

**System action:** The server will fail the related command or action.

**User response:** Reset the password using the appropriate UPDATE command and retry the failing command or action.

---

**ANR0151W** *Database manager fails to start. For more information about the failure, issue the `db2start` command.*

**Explanation:** The server was unable to start the database manager. The following are possible causes:

- The database manager license key is invalid or missing.
- The server instance password was changed.

**System action:** Server initialization stops.

**User response:** For more information about the failure, try to start the database manager by issuing the `db2start` command, as in this example:

C:\Users\admin>db2start. You might receive messages similar to the following ones: SQL1397N The DB2 service failed to logon. SQL1032N No start database manager command was issued. SQLSTATE=57019. To determine the cause of the failure, evaluate recent changes to the server and review the system error logs. Information can be found in the DB2 diagnostic log file. If you are starting a DB2 server on a Windows platform, you can set the logon account for a DB2 service by using the Services dialog box from the Control Panel.

---

**ANR0152I** *Database manager successfully started.*

**Explanation:** The server was successfully able to start the database manager.

**System action:** The server operations continue.

**User response:** None.

---

**ANR0153I** *Database manager already running.*

**Explanation:** The server database manager is already running.

**System action:** The server continues startup.

**User response:** None.

---

**ANR0154E** *Command: The active data pool list that you specified with the ACTIVEDESTINATION parameter includes active data pool `active data pool name` that is a duplicate. All names must be unique.*

**Explanation:** You may enter up to 10 unique active data pool names specified with the ACTIVEDESTINATION parameter.

**System action:** The command fails.

**User response:** Reissue the command specifying unique active-data pool names.

---

**ANR0155E** *Command: The number of active data pool names specified with the ACTIVEDESTINATION parameter cannot exceed 10.*

**Explanation:** The maximum number of active data pool names that you can specify with the ACTIVEDESTINATION parameter is 10. You may enter up to 10 unique names, separated by commas.

**System action:** The command fails.

**User response:** Reissue the command specifying up to 10 unique active-data pool names separated only by commas.

---

**ANR0156E** *Command: The pool active data pool name with pool ID pool ID is not an active pool.*

**Explanation:** The storage pool specified is not an active-data pool. Only active-data pools are allowed to be specified in the ACTIVEDESTINATION parameter.

**System action:** The command fails.

**User response:** Reissue the command specifying ten or fewer active-data pool names.

---

**ANR0157W** *Database operation table operation for table table name failed with result code op code and tracking ID: id.*

**Explanation:** An error occurred during the specified table operation for the table indicated.

**System action:** The activity that generated this error fails.

**User response:** If there were no operational failures as a result of issue, then this was anticipated and the server was able to continue appropriately. If this resulted in a failure for a client session or server process, this information is needed to help diagnose the issue. In the even of a failure, please contact your IBM service representative for further assistance.

---

**ANR0158W** *Database operation table operation for table table name failed with operation code op code and tracking id tracking number. The data for column column number is: column data.*

**Explanation:** An error occurred during the specified table operation for the table indicated.

**System action:** The activity that generated this error fails.

**User response:** If there were no operational failures as a result of issue, then this was anticipated and the server was able to continue appropriately. If this resulted in a failure for a client session or server process, this information is needed to help diagnose the issue. In the even of a failure, please contact your IBM service representative for further assistance.

---

**ANR0159E** *Diagnostic(ID): Database deadlock detected on DB2 Statement Handle.*

**Explanation:** The database server detected a deadlock situation and rolled back the outstanding work on this statement handle. When server processes encounter a database deadlock, they usually reattempt the work that was in progress when the deadlock was encountered. Not all processes can explicitly try an operation again. For example, migration and reclamation will eventually be tried again. However, something such as a delete volume run in a macro will only be tried again if the delete command is reissued

either in the macro or the command line.

**System action:** The work being done on the statement handle is rolled back. Some processes will attempt to retry the request. Others will just stop. Server operation continues.

**User response:** If a process can retry (like migration), then monitor the re-try attempt to see if it succeeds or not. If the process or command is not able to retry on it's own, then reissue the command or macro that caused the action to occur.

---

**ANR0160I** *Displaying segment segment number of total segments for client object object identifier with text: object name.*

**Explanation:** Display a client object, such as a file or directory, that uses a long fully qualified name. The name is displayed in smaller segments until the entire name is shown. The segment numbers are incremented from 1 to N until all the segments for this object name are displayed.

**System action:** The fully qualified name for this object is displayed.

**User response:** None.

---

**ANR0161I** *Displaying segment segment number for message insert insert identifier with text segment text.*

**Explanation:** Display a segment of a message insert that was too long to be displayed within the specified message. There may be one or more segments displayed for a given message insert.

**System action:** The entire message insert segment is displayed.

**User response:** None.

---

**ANR0162W** *Supplemental database diagnostic information: dbReturnCode:dbState:dbCode (dbErrorMessage).*

**Explanation:** The dbReturnCode, dbState, and dbCode are displayed as supplemental information. This information should be used in conjunction with any other database error or warning messages issues to assist with diagnosing a given issue.

**System action:** The activity that generated this error fails.

**User response:** None. This is supplemental information corresponding to another database error or warning message issued.

---

**ANR0163E** *Diagnostic(ID): Database insufficient memory detected on DB2 Statement Handle.*

**Explanation:** The database server detected an insufficient memory condition and rolled back the outstanding work on this statement handle.

**System action:** The work being done on the statement handle is rolled back. Server operation continues.

**User response:** See the documentation for the operating system about how to increase memory for an application.

---

**ANR0165I** *Inventory file expiration started processing for node **nodename**, filespace **filespace name**, copygroup **copygroup** and object type **type**.*

**Explanation:** Inventory file expiration processing started processing for the *node name* and *filespace name* indicated. For this *node name* and *filespace name* the indicated copygroup and object types are currently being evaluated.

**System action:** Inventory file expiration continues.

**User response:** This message is for informational purposes only and is only displayed if the expiration processing is executed with QUIET=NO.

---

**ANR0166I** *Inventory file expiration finished processing for node **nodename**, filespace **filespace name**, copygroup **copygroup** and object type **type** with processing statistics: examined **examined**, deleted **deleted**, retrying **retrying**, failed **failed** and skipped **skipped**.*

**Explanation:** Inventory file expiration processing finished processing for the *node name* and *filespace name* indicated. For this *node name* and *filespace name* the indicated copygroup and object types were evaluated. And the ending statistics show the number of objects examined, deleted, retried, skipped and those that failed to be processed.

**System action:** Inventory file expiration continues.

**User response:** This message is for informational purposes only and is only displayed if the expiration processing is executed with QUIET=NO.

---

**ANR0167I** *Inventory file expiration process **process ID** processed for **minutes** minutes.*

**Explanation:** Server expiration processing ran for the indicated number of minutes.

**System action:** None.

**User response:** None.

---

**ANR0168I** *Analyst authority for administrator **admin name** will be ignored. Analyst authority is not supported on this server.*

**Explanation:** Analyst authority is not supported for servers at V6.1 or later.

**System action:** The operation continues.

**User response:** None.

---

**ANR0169E** *An unexpected error has occurred and the IBM Spectrum Protect server is stopping.*

**Explanation:** The IBM Spectrum Protect server encountered an error from which it cannot recover, and the server is halting. Other messages will be issued along with this message indicating the specific error conditions which have occurred.

**System action:** The server halts.

**User response:** Follow the instructions indicated in any associated messages, then start the server.

---

**ANR0170E** *Diagnostic(ID): Error detected on DB2 Statement Handle, database restart required.*

**Explanation:** The IBM Spectrum Protect server encountered an error on the database and needs to issue a DB2 RESTART DB to the database manager. All connections to the database server are severed, and uncompleted operations are aborted. The IBM Spectrum Protect server will then restart the database and attempt to continue. If the database manager cannot be restarted, the IBM Spectrum Protect server will halt. Other messages may be issued along with this message indicating the specific error conditions which have occurred.

**System action:** The server continues, or if it cannot restart the database, it halts.

**User response:** If the server is able to recover, no action is needed, except to restart operations that were aborted. However, if the server cannot recover, it will halt. Follow the instructions indicated in any associated messages, then start the server. If the server still cannot be started, manually issue the DB2 RESTART DB command, then attempt to start the IBM Spectrum Protect server again.

---

**ANR0171I** *Diagnostic(ID): Error detected on DB2 Statement Handle, database in evaluation mode.*

**Explanation:** The IBM Spectrum Protect server encountered an error on the database and will take action to determine the type of error and whether or not it can recover from the error.

**System action:** Server processing continues.

**User response:** This is an information message. As the IBM Spectrum Protect server attempts to resolve the error, it might issue other messages. Follow the instructions indicated in any associated messages.

---

**ANR0172I** *Diagnostic(ID): Error encountered performing action action.*

**Explanation:** The IBM Spectrum Protect server encountered an error performing the specified database action. This error caused the action to fail and prevented the server from being able to continue.

**System action:** Server processing terminates, the requested action fails.

**User response:** Review other messages issued to determine the actual error and then take steps to remedy that failure before retrying the operation.

---

**ANR0173I** *The database failed action action because of insufficient system memory available.*

**Explanation:** The IBM Spectrum Protect server encountered an error while performing the specified action. Specifically, the server database did not have sufficient memory to communicate with the server database or was unable to acquire the memory needed for the server buffer pools.

**System action:** Server processing terminates, the requested action fails.

**User response:** In most cases, this indicates a lack of available resources on the system. This may be a lack of physical resources or it may be an environment setting that prevents the server from having access to the needed resources. For instance, on Linux systems, this may be caused by the SHMMAX value (maximum allowed shared memory) being set too low. On Linux, this can be viewed using the command "ipcs -l". Similarly, for Linux, this value can be increased using the command "sysctl -w kernel.shmmax=nnn" where nnn is the new maximum memory value to assign to be used for shared memory. As a general recommendation, this value should be set to approximately 1.25 GB or higher depending upon the actual physical memory (RAM) available on that system.

---

**ANR0174E** *Diagnostic(ID): Maximum DB2 connections reached on DB2 Handle.*

**Explanation:** There are no more available connections to the server database.

**System action:** The activity that generated this error fails.

**User response:** To increase the number of database connections available to the server, the DB2

administrator can modify the IDBACK parameter in the DSNzPARM settings.

---

**ANR0175E** *Diagnostic(ID): Space exhausted for one or more of the following: DB, LOG, or instance directory.*

**Explanation:** The space assigned to the server database, the recovery log, or instance directory has been exhausted.

**System action:** The server terminates.

**User response:** Review the filesystems or other space assigned to the server for the database, recovery log or instance directory. If the space assigned to the database is full, restart the server and add additional database space using the EXTEND DBSPACE command or use the DSMSEV EXTEND DBSPACE utility. If the server ACTIVELOGDIR is full, update this server option to a new location that has space available for the server to use for logging changes to the database. If the server instance directory is full, remove unneeded files or else extend this filesystem.

Please note that the server should be configured with the database, activelog, and archivlogs using different directories and storage devices. For example, if the database and activelog are configured to use the same directory and underlying storage device, this may adversely impact performance. This may also compromise the server's ability to manage the database and active log space effectively. Similarly, the server's instance directory should also be monitored and managed with some amount of space available. The server instance directory is used to record and log some server and database actions.

---

**ANR0185E** *The data in primary storage pool name can not be copied to active data pool name. The active-data pool is not defined to a domain.*

**System action:** The command fails.

**User response:** Define the active-data pool to a domain using the ACTIVEDESTINATION parameter on either the DEFINE DOMAIN or UPDATE DOMAIN command.

---

**ANR0186E** *There is insufficient authority to start the database manager.*

**Explanation:** If the server is starting, then the user ID under which the dsmserv process is running does not have authority to start the database manager. If the server is running, it does not have sufficient authority to perform the server operations.

**System action:** The server process ends, and the server stops if it is running.

**User response:** Ensure that the user ID under which the server is running is authorized to start the database

manager. Take the following actions:

- Log in to the user ID for your IBM Spectrum Protect instance and start the server.
  - To run the server using the root user ID on a UNIX system, add the root user ID to the primary group of the IBM Spectrum Protect instance user ID.
  - Or, to run the server using the instance user ID on a UNIX system, when using the automatic start, specify the -u option when you start the server.

---

**ANR0187E Database *db name* was not found.**

**Explanation:** The server attempted to open the database, but it was not found by the database manager. If this occurs immediately after formatting a new database, it could mean the format operation failed.

**System action:** The server process ends.

**User response:** Ensure that you format the database before starting it the first time. Ensure that all database and log directories are online and available.

---

**ANR0188E Fail to start the database manager.  
Database manager license not found**

**Explanation:** Could not find database manager license.

**System action:** The server process ends.

**User response:** Contact your service representative.

---

**ANR0189E Fail to start the database manager.  
Database manager license has expired**

**Explanation:** Database manager license has expired.

**System action:** The server process ends.

**User response:** Contact your service representative.

---

**ANR0190I Inventory file expiration started  
processing node *node name* for backup  
sets.**

**Explanation:** Expiration processing is currently evaluating information for backup sets for the node specified.

**System action:** Inventory file expiration continues.

**User response:** This message is for informational purposes only and is only displayed if the expiration processing is invoked with QUIET=NO.

---

**ANR0191I Inventory file expiration finished  
processing node *node name* for backup  
sets with processing statistics: examined  
*examined*, deleted *deleted*, retrying  
*retrying*, and failed *failed*.**

**Explanation:** Expiration processing has finished processing backup sets for the node specified. The ending statistics show the number of objects examined, deleted, and those that failed to be processed.

**System action:** Inventory file expiration continues.

**User response:** This message is for informational purposes only and is only displayed if the expiration processing is invoked with QUIET=NO.

---

**ANR0193E The REPAIR EXPIRATION TYPE=*type*  
command cannot be issued from the  
server console.**

**Explanation:** The specified REPAIR EXPIRATION command was issued from the server console. This command cannot be issued from the server console because the administrator must be prompted to continue processing the command.

**System action:** The server ignores the command and continues processing.

**User response:** Issue the command from an administrative client.

---

**ANR0195W Attempting to remove extraneous  
database entries for volume *volume name*.**

**Explanation:** The server is attempting to remove extraneous database entries for the specified volume.

**System action:** IBM Spectrum Protect will attempt to remove the extraneous database entries for this volume.

**User response:** Review the completion messages for this volume to determine if the removal of the extraneous database entries was successful or if an error was encountered.

---

**ANR0196I Removal of extraneous database entries  
for volume *volume name* was successful.**

**Explanation:** The server successfully removed extraneous database entries for the specified volume.

**System action:** System operation continues and future operations on the specified volume should work normally.

**User response:** The server successfully repaired the specified volume.

---

**ANR0197E Removal of extraneous database entries  
for volume *volume name* failed due to  
contention with other server processes  
or activities.**

**Explanation:** The server was not able to remove extraneous database entries for the specified volume. This was due to contention with another server process or activity.

**System action:** System operation continues and this

volume still has extraneous database entries.

**User response:** It is possible that future server activities or processes will select this volume and attempt to repair it. If this occurs and the future attempt is successful, no further action is needed. The server administrator should review the activity log for the time that the repair was attempted and try to determine what caused the contention. If you are unable to determine the cause of the contention of the problem persists, please contact your service representative for additional assistance.

---

**ANR0198E Removal of extraneous database entries for volume *volume name* failed.**

**Explanation:** The server was not able to remove extraneous database entries for the specified volume.

**System action:** System operation continues and this volume still has extraneous database entries.

**User response:** The server administrator should review the activity log for the time that the repair was attempted and try to determine the cause of the failure. If you are unable to determine the cause of the contention of the problem persists, please contact your service representative for additional assistance.

---

**ANR0199W Not possible to repair volume *volume name* due to other database references to this volume.**

**Explanation:** The server was not able to remove extraneous database entries for the specified volume because other database references to this volume exist.

**System action:** System operation continues.

**User response:** The volume repair operation for this volume is not able to take any action because other unexpected database references to this volume exists. For additional assistance contact your IBM service representative.

---

**ANR0200E PROTECT STGPOOL *process process ID* failed due to insufficient space in destination storage pool.**

**Explanation:** The destination stgpool had insufficient space.

**System action:** The indicated process ends.

**User response:** Make more space available in the storage pool and restart the operation.

---

**ANR0201I The access mode for storage pool directory *Directory Name* in storage pool *Pool Name* was changed to *Access Mode*.**

**Explanation:** The access mode is changed for the specified storage pool directory.

**System action:** Client nodes and server processes cannot access the storage pool.

**User response:** To change the access mode, issue the UPDATE STGPOOLDIR command.

---

**ANR0202I The *parameter name* has been set but the changes will not be effective until the next start**

**Explanation:** The Database configuration has been updated but has not taken effect. This setting will take effect on next server start.

**System action:** This server parameter does not take effect until next start. The server continues processing.

**User response:** None.

---

**ANR0203E MOVE CONTAINER *process process ID* terminated for *container name* - insufficient space in directory *directory name*.**

**Explanation:** During MOVE CONTAINER processing, the server could not allocate sufficient space in the storage pool directory for the container.

**System action:** Server processing continues.

**User response:** Make more space available in the storage pool, and re-issue the MOVE CONTAINER command.

---

**ANR0204I The container state for *container name* is updated from *previous state* to *current state*.**

**Explanation:** The server updates the container state.

**System action:** Server processing continues.

**User response:** Review the other messages issued to determine if further action is required.

---

**ANR0205W *Command name* skipped data extent ID *Chunk ID* because it is marked damaged.**

**Explanation:** During command processing, the server skipped a chunk that was marked damaged.

**System action:** Server processing continues.

**User response:** None.

---

**ANR0206E *Command name* *process process ID* failed due to insufficient space in destination storage pool.**

**Explanation:** The indicated process failed because the destination storage pool has insufficient space.

**System action:** The indicated process ends.

**User response:** Make more space available in the storage pool and reissue the command.

---

**ANR0207W** *Command name* **skipped object ID Object ID because one or more extents are marked damaged.**

**Explanation:** During command processing, the server skipped an object because a data extent (chunk) was marked damaged.

**System action:** Server processing continues.

**User response:** None.

---

**ANR0208I** *Cloud tiering process process ID* **identified a total of number of files files and number of bytes bytes to move from storage pool source\_stgpool to storage pool target\_stgpool.**

**Explanation:** The cloud tiering process finished searching for older files that must be moved to the target storage pool.

**System action:** Server operation continues as the files are moved.

**User response:** No action is required.

---

**ANR0209W** *Tiering process process ID* **stopped - the target storage pool has insufficient space.**

**Explanation:** The server cannot tier the data because either the target storage pool has insufficient space to store the data or the access for the storage pool is unavailable or read-only.

**System action:** The process of tiering the data from the local storage pool to a target storage pool is stopped.

**User response:** Make more space available in the target storage pool, or specify a storage pool with more space, and reissue the START STGRULE command.

---

**ANR0211W** **The shredding process was unable to shred a deleted file.**

**Explanation:** The shredding process encountered an error that prevents a file from being shredded. See previous error messages for more details.

**System action:** The file is not shredded. The next time the shredding process runs, it will attempt to shred the file again.

**User response:** If there are files that can not be shredded due to integrity or corruption errors or unrecoverable I/O errors, run the following commands:

1. Set for manual shredding, if not already done:  
SETOPT SHREDDING MANUAL
2. Run manual shredding with IOERROR parameter:  
SHRED DATA IOERROR=SHREDSUCCESS
3. Reset for automatic shredding, if desired: SETOPT SHREDDING AUTOMATIC

If an entire disk volume has failed and all files on it are no longer accessible, run the following commands:

1. Set the volume access to destroyed: UPDATE VOLUME volname ACCESS=DESTROYED
  2. Delete the volume and the data: DELETE VOLUME volname DISCARDDATA=YES
  3. Set for manual shredding, if not already done:  
SETOPT SHREDDING MANUAL
  4. Run manual shredding with IOERROR parameter:  
SHRED DATA IOERROR=SHREDSUCCESS
  5. Reset for automatic shredding, if desired: SETOPT SHREDDING AUTOMATIC
- 

**ANR0212E** **Unable to read disk definition file file specification.**

**Explanation:** At startup, the server cannot read the indicated file in order to obtain a list of disk volumes to mount.

**System action:** Server initialization fails.

**User response:** Use a text editor to recreate the file; it should contain one line with the name of a single log or database volume. Then restart the server.

---

**ANR0222E** *Error action* **disk definition file file specification.**

**Explanation:** An error occurred creating or changing the disk definition file.

**System action:** None.

**User response:** Attempt to determine the cause of the write error and correct it.

---

**ANR0225S** **Invalid use of the -S command-line option.**

**Explanation:** The -S option cannot be specified on the command line if the database ID file (dsmserv.dbid) is intact. This option is to be used only if the ID file does not exist.

**System action:** The server does not start.

**User response:** Start the server without specifying the -S command-line option.

---

**ANR0226S** **The database ID file could not be found for server startup.**

**Explanation:** The server's database ID file (dsmserv.dbid) could not be found. This file is created when the database is formatted, is stored in the directory from which the format is performed, and is required for normal server operation.

**System action:** The server does not start.

**User response:** Ensure that you are starting the server from the correct instance directory, and that the



dmserv.dbid file exists and can be read. If no dmserv.dbid file exists, restart the server with the -S option to create a new database ID file.

---

**ANR0227S Incorrect database opened. Server cannot start.**

**Explanation:** The ID of the database opened does not match the ID stored in the database ID file (dmserv.dbid).

**System action:** The server does not start.

**User response:** Ensure that you are in the proper instance directory for the database being opened, and that the environment is set up correctly. The instance directory is generally the directory from which you formatted the database, or, if on UNIX, have specified with the -i command-line option.

When the ID of the database that is opened does not match the ID that is stored in the database ID file (dmserv.dbid), the server will not start. Use the -S (skip DB ID check) parameter after deleting the dmserv.dbid file. After the initial use of the -S parameter in a restore scenario, the server creates a new dmserv.dbid file in the instance directory.

---

**ANR0228S Error *errno* opening the database ID file for server startup.**

**Explanation:** The server's database ID file (dmserv.dbid) could not be opened. The *errno* indicates the reason for the failure.

**System action:** The server does not start.

**User response:** Ensure that you are starting the server from the correct instance directory, and that the dmserv.dbid file has the correct ownership and permission. If the file is empty, erase the file, and restart the server with the -S command-line option to generate a new database ID file.

---

**ANR0229W Server is unable to add entries to the Activity Log. Console messages will not be logged until database access is available.**

**Explanation:** The process that monitors the default (console) output stream and maintains the activity log cannot update the activity log. The error is due to the inability of the server to access the server database.

**System action:** The server does not update the activity log. The activity log will continue to run and attempt to recover from this situation.

**User response:** Access to the server database is temporarily unavailable. The server database manager will attempt to recover from this situation and reestablish access to the server database. When access to the server database is reestablished, the activity log processing will continue. If the server database access

fails to be reestablished, additional messages will be issued providing more information.

---

**ANR0236E Fail to start the database manager due to an I/O error. Check for filesystem full conditions, file permissions, and operating system errors.**

**Explanation:** The IBM Spectrum Protect server encountered an I/O error while attempting to start the database manager.

**System action:** The server process ends.

**User response:** Review the filesystems assigned to the server for the database and recovery log.

---

**ANR0237E Fail to start the database manager. An unexpected system error occurred.**

**Explanation:** An unexpected system error occurred.

Some common reasons for this error are:

- The system name where you ran the server has been changed
- The system date and time is set incorrectly

**System action:** The server process ends.

**User response:** Contact your service representative.

---

**ANR0238E A database recovery task is prohibiting activation of *db name* with sqlcode *dbCode*.**

**Explanation:** While attempting to activate the database an error occurred because the database was busy performing a BACKUP, RESTORE or was in ROLLFORWARD pending state. Examine the sqlcode to determine the condition that is preventing the database from activating. The following sqlcodes are most likely to occur during the activate database step and will prevent the server from starting. SQLE\_RC\_BKP\_PEND ( -1116 ) indicates a database BACKUP is pending and must complete prior to activating the database. Once the database BACKUP is complete, the database can be activated by starting the server.

SQLE\_RC\_ROLLFWD\_PEND ( -1117 ) indicates a database Roll Forward operation is pending and must complete before activating the database. After the Roll Forward recovery step is complete, the database can be activated by starting the server.

SQLE\_RC\_BKP\_INPROG ( -1118 ) occurs when an attempt to activate the database fails because a database BACKUP was in progress. Prior to activating the database, it is necessary to rerun database BACKUP. Once the database BACKUP completes successfully, the database can be activated by starting the server.

SQLE\_RC\_RST\_INPROG ( -1119 ) shows that a database RESTORE was in progress when the database failed to activate. The RESTORE database must be restarted and allowed to complete successfully before activating the database. Once the database RESTORE in

complete, the database can be activated by starting the server. SQLE\_RC\_BR\_INPROG ( -1120 ) means that either a database BACKUP or RESTORE must complete before activating the database. Ensure that either a BACKUP or RESTORE operation completes successfully before activating the database.

**System action:** The server is not started because the database cannot be activated.

**User response:** See message explanation for more information.

---

**ANR0239E**    **The DB2 instance name *instance name* may not be valid or is not configured properly. The return code was *sqlcode***

**Explanation:** IBM Spectrum Protect Server attempted to connect using the database instance set by the DB2INSTANCE environment variable, but the attempt failed.

**System action:** The server is not started because the database instance is not valid.

**User response:** Verify that the database instance exists and that it is configured properly. You can list DB2 instances by issuing the db2ilist command from the instance directory, under the DB2 installation directory. Example: c:\Program Files\tivoli\tsm\db2\instance\db2ilist

---

**ANR0264E**    **A database file IO error is prohibiting activation of *db name* with *sqlcode* *dbCode*.**

**Explanation:** While attempting to activate the database an IO error occurred when processing a database file. The problem may have occurred in one of the following situations: The system cannot open, read from, or write to a database file. The system cannot create the database because an error occurred while the system was creating a database file or a directory for the database. The system cannot drop the database because an error occurred while the system was deleting a database file or a directory for the database. The system cannot create the database because an interrupt was received while the system was creating or deleting a database file or a directory for the database. The system cannot locate the database subdirectory or database configuration file during connect. Problem causes are ordered in terms of their frequency of occurrence: A log file cannot be found in the active log path directory. There may be a problem with the database directory the operation is being attempted on. There may be inadequate disk space to complete the operation. The database cannot be used.

**System action:** The server is not started because the database cannot be activated.

**User response:** Appropriate responses for the problem causes described above are: To verify if a log file is missing, check the db2diag.log for the presence of a

logging error (return code contains SQLO\_FNEX). If present, this error will contain the name of the missing log file. Ensure that the file is located in the active log path directory. If the file cannot be located, restore and roll-forward the database to an earlier point in time referenced in a log file preceding the missing log file (use a timestamp that is earlier than that of the missing file). There may be a problem with the database directory. Check the integrity of the directory. Examples of potential problems include: permissions issues, mount point problems, corruption. Increase filesystem size.

---

**ANR0273W**    **Not initializing library *library name* because the library is set offline .**

**Explanation:** The External Library is set offline. It will not be used for new transactions until it is set online again.

**System action:** This server skips the initialization of the library. The server continues processing.

**User response:** Refer to the UPDATE PATH command for details on changing the online option.

---

**ANR0274E**    **Attempt to access library *library name* failed, because the library is set offline.**

**Explanation:** The Library is set offline. It will not be used for new transactions until it is set online again.

**System action:** This mount fails.

**User response:** Refer to the UPDATE PATH command for details on changing the online option.

---

**ANR0275I**    **Detected schema change for table *table*, attempting to reconcile.**

**Explanation:** The schema for the table referenced does not match the server definition for this table. The schema difference for this table will be reconciled.

**System action:** Server startup continues if the schema difference was successfully reconciled. Server startup will fail if the schema reconciliation failed.

**User response:** The schema for this table will attempt to be reconciled. Specifically, the server will try to modify the table in the database to match the schema that was expected. A message will be issued indicating the success or failure of the schema reconciliation.

---

**ANR0276I**    **Schema reconciliation for table *table* succeeded.**

**Explanation:** The schema differences for this table were successfully reconciled.

**System action:** Server operation continues.

**User response:** None

---

**ANR0277E** Schema reconciliation for table *table* failed.

**Explanation:** The server was unable to reconcile the schema differences for the indicated table.

**System action:** Server operation terminates.

**User response:** Contact your IBM service representative.

---

**ANR0278S** The database manager cannot create the database because of a virtual memory shortage.

**System action:** Server operation stops.

**User response:** Stop other applications running on the system, especially those that use large amounts of shared memory.

---

**ANR0279S** Database manager failed to start due to incorrect service logon credentials.

**Explanation:** The server was unable to start the database manager because the database manager service credentials (userid and/or password) are incorrect.

**System action:** Server initialization stops.

**User response:** Correct the logon properties for the database manager service by using the Services dialog box from the Control Panel.

---

**ANR0293I** Reorganization for table *table name* started.

**Explanation:** The server is performing an online reorganization for the table referenced.

**System action:** The server will continue to operate.

**User response:** Monitor the available log space in the active log and archive log storage paths. If the log space available to the filesystem begins to fill up, then perform a BACKUP DATABASE command with the TYPE=FULL parameter in order to initiate pruning of the archive log space.

---

**ANR0294I** Reorganization for table *table name* ended.

**Explanation:** The server online reorganization for the table referenced has ended.

**System action:** The server will continue to operate.

**User response:** Review the available log space in the active log and archive log storage paths. If the log space available to the filesystem has to filled up or is close to filling up, then perform a BACKUP DATABASE command with the TYPE=FULL parameter in order to initiate pruning of the archive log space.

---



---

**ANR0297I** A full database backup might be required. The last log number used is *last log used* and the first log number used is *first log used*. The log file size is *log file size megabytes*. The maximum log file size is *maximum log file size megabytes*.

**Explanation:** When the log space used since the last database backup exceeds the maximum log file size, either a full database backup is required, or the maximum log file size must be increased.

**System action:** None.

**User response:** None.

---

**ANR0298S** Authority is insufficient to access the database.

**Explanation:** If the server is starting, then the user ID under which the dsmserv process is running does not have sufficient authority to access the database. If the server is running and a server operation failed, then the user ID does not have sufficient authority to perform the operation.

**System action:** If the server is starting, the dsmserv process ends. If the server is running, the server stops.

**User response:** Ensure that the user ID under which the server is running is either the instance user ID, or is authorized to access the database.

---

**ANR0299I** A full database backup will be started. The archive log space used is *archive log%* and the archive log space used threshold is *arch log threshold%*.

**Explanation:** When the archive log space used exceeds the threshold, a full database backup will be started.

**System action:** None.

**User response:** None.

---

**ANR0314W** Recovery log usage exceeds *utilization percentage %* of its assigned capacity.

**Explanation:** This message is issued to notify the administrator that the server recovery log utilization exceeds 90% or more of its assigned capacity.

**System action:** Server operation continues.

**User response:**

- If the server is operating in NORMAL log mode, depending upon the size of your recovery log, add recovery log volumes, or extend the recovery log, or both, before it fills completely. Refer to the DEFINE LOGVOL, and EXTEND LOG commands for more information on these operations.
- If the server is operating in ROLLFORWARD log mode:

- backup the database, or
- define a database backup trigger if one is not already defined, or
- lower the database backup trigger if one is defined

Refer to the DEFINE DBBACKUPTRIGGER or UPDATE DBBACKUPTRIGGER commands.

---

**ANR0316W** A full backup for database *DB Name* cannot be started. This backup is required.

**Explanation:** An automatic full backup was attempted for this database. However, the device class for database backups has not been specified.

**System action:** The database backup operation is not started.

**User response:** Issue the SET DBRECOVERY command to specify the default device class for automatic database backups. Then, issue the BACKUP DB command and specify TYPE=FULL to back up the database.

---

**ANR0317I** Reorganization of indices for table *table name* started.

**Explanation:** The server is performing an online reorganization for the indices of the referenced table.

**System action:** The server will continue to operate.

**User response:** Monitor the available log space in the active log and archive log storage paths. If the log space available to the filesystem begins to fill up, then perform a BACKUP DATABASE command with the TYPE=FULL parameter in order to initiate pruning of the archive log space.

---

**ANR0318I** Reorganization of indices for table *table name* ended with sqlCode *dbCode*.

**Explanation:** The server online reorganization for the indices for the table referenced has ended.

**System action:** The server will continue to operate.

**User response:** Review the available log space in the active log and archive log storage paths. If the log space available to the filesystem has to filled up or is close to filling up, then perform a BACKUP DATABASE command with the TYPE=FULL parameter in order to initiate pruning of the archive log space.

---

**ANR0319W** The file system for the database archive log has insufficient free space.

**Explanation:** The usage of the file system for the database archive log has exceeded the ARCHLOGUSEDTHRESHOLD. Space is used by files that are not database archive log files, and the

BACKUP DB command cannot free space in the filesystem..

**System action:** The server will continue to operate.

**User response:** Create sufficient free space on the file system so that usage does not exceed the ARCHLOGUSEDTHRESHOLD.

---

**ANR0320W** Storage agent *storage agent* is not able to use device class *device class* for storage pool *storagepool* for LAN-Free data movement operations.

**Explanation:** The storage agent referenced is not able to perform LAN-Free data movement operations using this storage pool and device class. The storage agent is back-level and is not able to support LAN-Free operations using this device class.

**System action:** LAN-Free data movement operations are not performed. The operations are either sent via the LAN or else proxied by the storage agent directly to the server.

**User response:** In IBM Spectrum Protect version 5.3, a change was made to the way the FILE and device classes are supported. This change prevents back-level storage agents from being able to use these device classes. The storage agent should be upgraded to the same version and release as the server. Until the storage agent is upgraded, any LAN-Free data movement operations that are attempted will be done using the LAN.

---

**ANR0321W** Storage agent *storage agent name* at version *storage agent VRMF* does not support operation *operationName*, although the server *server name* at version *server VRMF* can support it.

**Explanation:** The storage agent is at an earlier version than the server and is not able to use advanced functions that were requested by a client.

**System action:** The operation is not allowed.

**User response:** The storage agent must be upgraded to a version, release, and level that supports this operation. Typically, the problem is that the storage agent and server are not at the same version and release. For example, if the server is version 5.3.0.0 and the storage agent is version 5.2.3.0, the storage agent needs to be upgraded to version 5.3.0.0 to perform the requested function.

If this was a restore or retrieve operation and the client node DATAREADPATH setting was ANY or LANFREE, the server will override this to be LAN only. This will cause the operation to fail on the storage agent and message ANR0416W to be issued. Retry the operation after performing one of the following actions:

- Halt the storage agent, upgrade the storage agent program, and then restart the storage agent.

- Set the ENABLELANFREE client option to NO, and then restart the client

If this was a no-query restore operation, the data was not restored by the storage agent using LAN-Free data transfer. If the client node is allowed to read data over the LAN, the data was restored over the LAN. If the operation failed because the client node is not allowed to read data over the LAN, consider updating the DATAREADPATH setting for this node by using the UPDATE NODE command.

If this was an operation performed by an agent node with proxy node authority to a target node, the session failed with a protocol error. The operation was attempted by a version 5.3 or higher client and server, but the storage agent is not able to support this operation. To allow an agent node to perform operations for a target node, the storage agent must be upgraded to version 5.3.0 or later.

---

**ANR0322E**    **The NEWSTGPOOL parameter is not valid for deduplicated volume** *volume name*.

**Explanation:** The volume contains one or more deduplicated objects and must be restored to the original storage pool.

**System action:** The operation is not allowed.

**User response:** To restore the volume to the original storage pool, reissue the RESTORE VOLUME command without the NEWSTGPOOL parameter.

---

**ANR0323E**    **The NEWSTGPOOL parameter is not valid for deduplicated storage pool** *pool name*.

**Explanation:** The storage pool contains deduplicated objects and must be restored to the original storage pool.

**System action:** The operation is not allowed.

**User response:** To restore the storage pool to the original storage pool, reissue the RESTORE STGPOOL command without the NEWSTGPOOL parameter.

---

**ANR0324E**    **command: Replication parameters cannot be used with the TYPE=SERVER parameter.**

**System action:** The command failed.

**User response:** Reissue the command without replication parameters. Replication parameters include REPLSTATE, REPLMODE, BKREPLRULEDEFAULT, ARREPLRULEDEFAULT and SPREPLRULEDEFAULT.

---

**ANR0325E**    **command: Operation is not allowed because node** *nodename* **is a replica.**

**Explanation:** The specified node is a replica of a node on another server, created using the REPLICATE NODE command.

You can restore or retrieve data from this node, but you cannot store new data or alter existing data in any way.

**System action:** Client sessions that attempt to store new data or change existing data will be terminated with a protocol error. IMPORT operations will skip the node.

**User response:** Perform the operation on the server on which the original node resides.

---

**ANR0326E**    **command: The ROLEOVERRIDE parameter cannot be used with either the TYPE=SERVER or TYPE=NAS parameter.**

**System action:** The command failed.

**User response:** Reissue the command without the ROLEOVERRIDE parameter.

---

**ANR0327I**    **Replication of node** *node list* **completed.**  
**Files current:** *files current*. **Files replicated:** *files replicated of files to replicate*. **Files updated:** *files updated of files to update*. **Files deleted:** *files deleted of files to delete*. **Amount replicated:** *amount replicated of amount to replicate*. **Amount transferred:** *amount transferred*. **Elapsed time:** *elapsed time*.

**Explanation:** The replication process has completed. The meanings of the numbers are:

- Files current indicates the number of files that do not need to be replicated.
- Files replicated indicates the number of files successfully replicated out of the number of files that we attempted to replicate.
- Files updated indicates the number of files which had meta-data updated on the target server out of the number of files that needed an update.
- Files deleted indicates the number of files deleted from the target server out of the number that needed to be deleted.
- Amount replicated indicates the size of the files that were replicated out of the size of the files that needed to be replicated
- Amount transferred indicates the number of bytes transferred for the files that were replicated. For compressed files, the number of bytes transferred is the compressed size in bytes. The total number of bytes transferred can be less than the amount replicated if data deduplication or compression is used to reduce the amount of data transferred.

## ANR0328I • ANR0334E

- Elapsed time indicate how long the process ran

**System action:** None.

**User response:** None.

---

**ANR0328I**    **Replication preview of node(s)** *node list completed. Files current: files current. Files to be replicated: files to replicate. Files to be updated: files to update. Files to be deleted: files to delete. Amount to be replicated: amount to replicate. Estimated run time: estimated runtime.*

**Explanation:** The replication process has completed in preview mode. The meanings of the numbers are:

- Files current indicates the number of files that do not need to be replicated.
- Files to be replicated indicates the number of files requiring replication.
- Files to be updated indicates the number of files requiring a meta-data update.
- Files to be deleted indicates the number of files to be deleted from the target server.
- Amount to be replicated indicates the size of the files that require replication.
- Estimated run time is an estimate of how long the process will run.

**System action:** None.

**User response:** None.

---

**ANR0329I**    **Starting replication of data type data for node** *node name, file space ID file space id.*

**Explanation:** The replication process has started processing data for the specified node and file space ID.

**System action:** None.

**User response:** None.

---

**ANR0330W**    **Session** *session number for node node name (client platform)* **refused - invalid authentication protocol requested.**

**Explanation:** The server refuses a request to start a session because an invalid authentication protocol was requested during sign-on processing. This might be due to a down-level client, server, or storage agent that is accessing a server or storage agent that is configured to disallow such attempts.

**System action:** Server operation continues.

**User response:** Upgrade the accessing client, server, or storage agent to version 6.3 or later, or re-configure the server to allow access from down-level clients, servers, or storage agents.

---

**ANR0331W**    **Replication session for server** *server name* **refused - server is down-level.**

**Explanation:** The server specified for replication cannot be used because it is not at the current level.

**System action:** Server operation continues.

**User response:** Upgrade the server to version 6.3 or later, or specify a different server for replication.

---

**ANR0332E**    **Replication mode** *source repl mode of node node name* **is incompatible with mode** *target repl mode* **on server** *server name.*

**Explanation:** The replication mode of the indicated node is incompatible. If the source mode is SEND, the target mode must be RECV. If the source mode is SYNCSEND, the target mode must be SYNCRECV. The source mode cannot be anything other than SEND or SYNCSEND.

**System action:** The replication of the node's data fails. Server operation continues.

**User response:** Use the UPDATE NODE command to put the node in the proper state on both the source and target servers.

---

**ANR0333E**    **Server** *server name* **is disabled for outbound sessions. The session request is rejected.**

**Explanation:** The DISABLED SESSION SERVER command disabled outbound sessions for the indicated server. Sessions to this server are not permitted.

**System action:** The session request fails. Server operation continues.

**User response:** Issue the QUERY STATUS command to view the servers that are disabled for inbound and outbound sessions. Issue the ENABLE SESSIONS SERVER command to make the server available for outbound sessions.

---

**ANR0334E**    **Server** *server name* **is disabled for inbound sessions. The session request is rejected.**

**Explanation:** The DISABLED SESSION SERVER command disabled inbound sessions for the indicated server. The indicated server is not permitted to initiate sessions to this server.

**System action:** The session request fails. Server operation continues.

**User response:** Issue the QUERY STATUS command to view the servers that are disabled for inbound and outbound sessions. Issue the ENABLE SESSIONS SERVER command to make the server available for inbound sessions.

---

**ANR0335I** Schema reconciliation for table *table* in progress; *pct%* completed.

**Explanation:** The schema for this table is reconciling.

**System action:** Schema reconciliation will continue for this table.

**User response:** None

---

**ANR0336I** Runstats for table *table name* started.

**Explanation:** The server is performing an online runstats on the referenced table.

**System action:** Server operation continues.

**User response:** None.

---

**ANR0337I** Runstats for table *table name* ended with sqlCode *dbCode*.

**Explanation:** The server online runstats for the table referenced has completed.

**System action:** Server operation continues.

**User response:** For a non-zero sqlCode, consult the DB2 Information Center for details.

---

**ANR0338E** Database create terminated.

**Explanation:** DB2 detected a problem during the create database operation. The source of the problem might be a DB2 limitation. When "No File System Caching" is used to create a table space with Database Managed Storage containers, DB2 only supports storage devices with a sector size of 512 Bytes on AIX, Solaris, Linux, Windows, and a sector size of 1024 Bytes on HP-UX.

**System action:** The create database operation is terminated.

**User response:** See the db2diag.log file for additional information to confirm the DB2 limitation. Change the sector size to 512 Bytes on AIX, Solaris, Linux, Windows, and to 1024 Bytes on HP-UX.

---

**ANR0339E** *command:* Outbound replication is disabled.

**Explanation:** Replication operations originating from this server are disabled.

**System action:** Processing ends.

**User response:** Use the ENABLE REPLICATION command to re-enable the use of replication.

---

**ANR0340E** *command:* Outbound replication operations are disabled because the database was restored.

**Explanation:** The database for this server was restored. Data that was on this server but that is not referenced by the restored database is no longer accessible. To prevent this server from deleting copies of data that might exist on the target replication servers, replication operations originating from this server are disabled.

**System action:** Processing ends.

**User response:** Disabling replication after a database restore is a precautionary step to alert the user of the potential that a restored database might contain node inventory that could result in the loss of file space data on a target replication server that is using node replication. If replication was not used on this server before the database restore, issue the ENABLE REPLICATION command to resume replication operations.

To preserve the data that exists on target replication servers, determine whether copies of data that are on the target replication server are needed. If they are, you must replicate data that is on the target replication server to the source replication server. After the replication is complete, issue the ENABLE REPLICATION command to resume replication operations.

For example, suppose that PRODSRV is the source replication server. The data belonging to client node NODE1 was replicated from PRODSRV to DRSRV, the target replication server. The database on PRODSRV was restored.

To resume replication, complete the following steps:

1. On PRODSRV and DRSRV, remove NODE1 from replication by issuing the following command:  
REMOVE REPLNODE NODE1.
2. Update NODE1 definitions. When replication occurs, DRSRV will send the data to PRODSRV that was lost because of the database restore.
  - a. On DRSRV, issue the following command:  
UPDATE NODE NODE1  
REPLSTATE=ENABLED  
REPLMODE=SYNCSEND.
  - b. On PRODSRV, issue the following command:  
UPDATE NODE NODE1  
REPLSTATE=ENABLED  
REPLMODE=SYNCRECEIVE.
3. On DRSRV, set the replication rules to match those on PRODSRV. For example, if only archive data was being replicated from PRODSRV to DRSRV, set the rules on DRSRV to replicate only archive data from DRSRV to PRODSRV. Backup and space-managed data will not be replicated to PRODSRV.

4. On DRSRV, set the target replication server by issuing the following command: SET REPLSERVER PRODSRV.
5. On DRSRV, replicate data belonging to NODE1 by issuing the following command: REPLICATE NODE NODE1. Replication processing changes the replication mode of NODE1 to SEND on DRSRV and to RECEIVE on PRODSRV.
6. On PRODSRV and DRSRV, remove NODE1 from replication by issuing the following command: REMOVE REPLNODE NODE1.
7. Update NODE1 definitions:
  - a. On PRODSRV, issue the following command:  
UPDATE NODE NODE1  
REPLSTATE=ENABLED  
REPLMODE=SYNCSND.
  - b. On DRSRV, issue the following command:  
UPDATE NODE NODE1  
REPLSTATE=ENABLED  
REPLMODE=SYNCRECEIVE.
8. On PRODSRV, enable replication by issuing the following command: ENABLE REPLICATION.
9. On PRODSRV, replicate data belonging to NODE1 by issuing the following command: REPLICATE NODE NODE1. Replication processing changes the replication mode of NODE1 to SEND on PRODSRV and to RECEIVE on DRSRV.

The original replication configuration is restored. PRODSRV has all the data that was lost because of the database restore.

**REMEMBER:** To replicate data that was on DRSRV, you set the target replication server to PRODSRV. In your original configuration, if you were replicating data from DRSRV to another server, for example, BKUPDRSRV, you must reset the target replication server. To reset the target replication server, issue the following command on DRSRV: SET REPLSERVER BKUPDRSRV.

---

**ANR0341E** *command with keyword keyword is not allowed when archive data retention protection is enabled.*

**Explanation:** The specified command with the specified keyword is not allowed when archive data retention protection is enabled on the server.

**System action:** Processing continues.

**User response:** None.

---

**ANR0343W** *File space filespace name could not be created by node \$\$\_TSMDBMGR\_\$\$ node name is reserved for IBM Spectrum Protect database backup and restore.*

**System action:** Server processing continues.

**User response:** Node \$\$\_TSMDBMGR\_\$\$ is only used for IBM Spectrum Protect database backup or restore. The server does not create a file space with this special node since there is no running database backup or restore session.

**User response:** Use another node name to create this filespace.

---

**ANR0344E** *The server failed to restore the database. Missing ARCHIVELOGDIR value in the server option file.*

**Explanation:** While attempting to restore the database, the IBM Spectrum Protect server detects a missing value for ARCHIVELOGDIR in the server option file.

**System action:** Server database restore stops.

**User response:** Before reissuing the command to restore the database, check the following items:

- Ensure that ARCHIVELOGDIR option has a valid value.
- Ensure that the command is using the correct options file for the server. If you are using the -o option with the command to specify a server options file, ensure that the name and location of the file is correct.

---

**ANR0345E** *The database manager cannot start while file file name exists.*

**System action:** The server stops.

**User response:** Remove or rename the specified file and restart the server.

---

**ANR0347E** *Database database name is reporting a drive is invalid and the database can not be removed.*

**Explanation:** This message is issued to notify the administrator that the server has detected that the API is reporting an invalid drive condition during a REMOVE DB process.

**System action:** Server REMOVE DB stops.

**User response:** Interrogate the database, correct the problem then issue the command again.

---

**ANR0358E** *Database initialization failed: sufficient memory is not available.*

**Explanation:** During server initialization, the server database fails initialization because sufficient server memory is not available.

**System action:** Initialization fails.

**User response:** Make more memory available to the server.



---

**ANR0361I**    **Recovery is in progress following a database failure.**

**Explanation:** During server initialization, the database manager indicated that the database requires failure recovery. A database failure can occur in the event of a power outage or other abnormal termination of the database manager. Failure recovery can take extensive time, depending on how many transactions in the log require examination.

**System action:** The server initialization is delayed while the database is recovered.

**User response:** No action is required.

---

**ANR0365E**    **Database *database name* is currently in use and can not be removed.**

**Explanation:** This message is issued to notify the administrator that the server has detected that the database is currently in use during a REMOVE DB process.

**System action:** Server REMOVE DB stops.

**User response:** Drop all database connections then issue the command again.

---

**ANR0366I**    **Database *database name* was removed successfully.**

**Explanation:** This message is issued to notify the administrator that the server has removed the server database successfully.

**System action:** None.

**User response:** The server database was removed. In order to run the IBM Spectrum Protect server, you need to format a new database using the 'DSMSERV FORMAT' command.

---

**ANR0367W**    **The server failed to format the database *database name*. This database name already exists.**

**Explanation:** While attempting to format a database, the IBM Spectrum Protect server has found that this database name already exists.

**System action:** Server format stops.

**User response:** Before reissuing the command to format a new database, check the following items:

- Remove the old database using command 'DSMSERV REMOVEDB DB\_NAME'.
  - Ensure that the command is using the correct options file for the server. If you are using the -o option with the command to specify a server options file, ensure that the name and location of the file is correct.
- 

**ANR0369I**    **Stopping the database manager because of a server shutdown.**

**System action:** Stopping the server's database manager.

**User response:** None.

---

**ANR0370E**    ***Diagnostic(ID)* During the format operation, the server cannot create files in one or more directories that you specified for *log type*. Ensure that the file system where the directory is located has sufficient space.**

**Explanation:** Space is not available for the server to write data to the directory.

**System action:** The format operation stops.

**User response:** Before reissuing the command to format a new database, check the following items:

- Check whether the format operation created a database but did not remove the database after the failure. If the database that was created was not removed, use the utility DSMSERV REMOVEDB db\_name to remove it.
  - Check that space is available to the directories that you specified for ACTIVELOGDIR, ARCHIVELOGDIR, and ARCHFAILOVERLOGDIR. Ensure that the amount of space meets requirements. For example, the directory for ACTIVELOGDIR must have at least 8 GB space available.
  - Remove any files that are in the directories that you want to use for the recovery logs.
- 

**ANR0371E**    **Error setting environment variable *environment variable name* with value *value* - return code *return code value*.**

**Explanation:** The server is unable to set the content of the environment variable on the operating system to the value specified in the message. The return code in the message is the last error code set in the operating system. The return code, or, last error code is a system error code as a result of the failed function call to set the environment variable.

**System action:** The server operation stops.

**User response:** Refer to the list of system error codes provided by the operating system to determine the cause of the problem. Resolve the problem and retry the server operation.

---

**ANR0372E**    **Database *database name* is currently damaged and can not be removed.**

**Explanation:** This message is issued to notify the administrator that the server has detected that the database is damaged during a REMOVE DB process.

---

**System action:** Server REMOVE DB stops.

**User response:** Interrogate the database, correct the problem then issue the command again.

---

**ANR0373E Database *database name* is reporting a File error and can not be removed.**

**Explanation:** This message is issued to notify the administrator that the server has detected that the database is reporting a File error during a REMOVE DB process.

**System action:** Server REMOVE DB stops.

**User response:** Interrogate the database, correct the problem then issue the command again.

---

**ANR0374E Database *database name* is invalid and can not be removed.**

**Explanation:** This message is issued to notify the administrator that the server has detected that the API is reporting an Invalid DB error during a REMOVE DB process.

**System action:** Server REMOVE DB stops.

**User response:** Interrogate the database, correct the problem then issue the command again.

---

**ANR0375E Database *database name* is reporting an authorization error and can not be removed.**

**Explanation:** This message is issued to notify the administrator that the server has detected that the database is reporting an authorization error during a REMOVE DB process.

**System action:** Server REMOVE DB stops.

**User response:** Interrogate the database, correct the problem then issue the command again.

---

**ANR0376E Database *database name* is not found and can not be removed.**

**Explanation:** This message is issued to notify the administrator that the server has detected that the API is reporting the DB cannot be found during a REMOVE DB process.

**System action:** Server REMOVE DB stops.

**User response:** Interrogate the database, correct the problem then issue the command again.

---

**ANR0377E Database *database name* is reporting a drive is not found and can not be removed.**

**Explanation:** This message is issued to notify the administrator that the server has detected that the API

is reporting a database drive cannot be found during a REMOVE DB process.

**System action:** Server REMOVE DB stops.

**User response:** Interrogate the database, correct the problem then issue the command again.

---

**ANR0378W Database *database name* is reporting a drive is not found and can not be removed.**

**Explanation:** This message is issued to notify the administrator that the server has detected that the API is reporting a warning during a REMOVE DB process.

**System action:** Server REMOVE DB completed successfully.

**User response:** The drop database command has completed successfully, however, there are some nodes where the database alias or database name was not found. It is possible that DROP DATABASE AT NODE was already performed on these nodes.

---

**ANR0379W A server database deadlock situation has been encountered; the lock request for the lock name *lock*, key name will be denied to resolve the deadlock.**

**Explanation:** The server detected a deadlock situation between a number of processes attempting to access database information. A lock request for one of the processes will be denied to resolve the database deadlock. When the server processes encounter a database deadlock, they usually try to run the function that was in progress when the deadlock was encountered again. Not all process can explicitly try an operation again. For example, migration and reclamation will eventually try again. However, something like a delete volume run in a macro will only be tried again if the delete command is reissued either in the macro or the command line.

**System action:** A lock request fails for one of the deadlocked processes. Server operation continues.

**User response:** If a process can be retried (like migration), monitor the retry effort to see if it succeeds. If the process or command cannot be retried, reissue the command or macro that caused the action.

Consider what other processes are running at the time the deadlock is reported. For example, if a process is started manually, as opposed to running as part of your regularly scheduled server maintenance tasks, that process may have caused the deadlock. You might have to adjust the scheduling of your server maintenance tasks to avoid the problem.

---

**ANR0387I    Evaluating node *node name* using storage agent *storage agent* for LAN-free data movement.**

**Explanation:** The server is evaluating whether the node and storage agent can use storage pools capable of LAN-free data movement.

**System action:** The server evaluates the storage pool destinations available to this node and reports which storage pools can and cannot be used for LAN-free data movement.

**User response:** Review the results of this processing to determine if the appropriate LAN-free environment is configured.

---

**ANR0388I    Node *node name* using storage agent *storage agent* has *capable count* storage pools capable of LAN-free data movement and *not capable count* storage pools not capable of LAN-free data movement.**

**Explanation:** The server has completed evaluation of the LAN-free and non-LAN-free storage pool destinations for this node using this storage agent. The server determined that there are *capable count* storage pools that are capable of LAN-free data movement. It also determined that there are *not capable count* storage pools that cannot be used for LAN-free data movement.

**System action:** None.

**User response:** Review the other messages issued to determine which storage pools are capable of LAN-free data movement and those which are not capable of LAN-free data movement for this node using this storage agent.

---

**ANR0389W    Node *node name* has data path restrictions.**

**Explanation:** The *node name* has data path restrictions. The registered node has data write path, data read path, or both, configured to not allow LAN-free operations.

**System action:** None.

**User response:** Issue the command `QUERY NODE node name F=D` and evaluate the data read path and data write path settings. To store data or read data using LAN-free data movement, set the data write path to ANY or LANFREE.

---

**ANR0390W    A server database deadlock situation has been encountered; the lock request for transaction *transaction ID* will be denied.**

**Explanation:** The server detected a deadlock situation between a number of processes that were attempting to access database information. A lock request for one of

the processes is denied, to resolve the database deadlock. When server processes encounter a database deadlock, they usually reattempt the function that was in progress when the deadlock was encountered. Not all process can explicitly try an operation again. For example, migration and reclamation will eventually be tried again. However, something such as a delete volume run in a macro will only be tried again if the delete command is reissued either in the macro or the command line.

**System action:** A lock request fails for one of the deadlocked processes. Server operation continues.

**User response:** If a process can try again (like migration), then monitor the subsequent attempt to see if it succeeds or not. If it fails, contact a service representative. If the process or command is not able to automatically try again, then reissue the command or macro that caused the action to occur. If it fails again, contact a service representative for further assistance to better isolate the deadlock condition.

---

**ANR0397I    Session *session number* for node *agent\_node* has begun a proxy session for node *target\_node*.**

**Explanation:** A client session has begun proxy operations.

**System action:** The server granted a proxy session to a client node.

**User response:** None.

---

**ANR0398W    Session *session number* for node *agent\_node* has failed to begin a proxy session for node *target\_node*.**

**Explanation:** A client session attempted to begin a proxy operation. The server failed the client request. This can occur if the agent node does not have a proxy association with the target node.

**System action:** The server blocks the proxy authorization attempt.

**User response:** None.

---

**ANR0399I    Session *session number* for node *agent\_node* has ended a proxy session for node *target\_node*.**

**Explanation:** A proxy session has been ended. The server terminates a session if there is an error in the protocol. On the other hand, the client can also terminate the session.

**System action:** The server, or the client, has ended a proxy session for a client node.

**User response:** None.

---

**ANR0400I**    **Session** *session number* **started for node**  
*node name (client platform) (communication*  
*method).*

**Explanation:** A new client session has been initiated by the specified node. The session number, client platform type and communication method used by this session are included in the message.

**System action:** The server begins a communications session to service the client node.

**User response:** None.

---

**ANR0401W**    **Session** *session number* **for administrator**  
*admin name (client platform)* **refused -**  
**server version is down-level with this**  
**client.**

**Explanation:** The server refuses an administrative client session because the client program version level is newer than that supported by the server program.

**System action:** Server operation continues.

**User response:** Apply service to the server program to make it compatible with the newer client program, or use an older client program to contact the server.

---

**ANR0402I**    **Session** *session number* **started for**  
**administrator** *administrator ID*  
*(administrator's platform) (communication*  
*method).*

**Explanation:** A new administrator client session has been initiated by the specified administrator. The session number, administrator's platform type and communication method used by this session are included in the message.

**System action:** The server begins a communications session to service the administrator client.

**User response:** None.

---

**ANR0403I**    **Session** *session number* **ended for node**  
*node name (client platform).*

**Explanation:** A client session has completed normally.

**System action:** Server operation continues.

**User response:** None.

---

**ANR0404W**    **Session** *session number* **for administrator**  
*admin name (client platform)* **refused -**  
**client is down-level with this server**  
**version.**

**Explanation:** The server refuses the administrative client session because the client program version level is older than that supported by the server program. For certain problems (such as the compression fix), once an administrative client connects to the server using the

newer client, the server records this fact and will not let this administrative client back off this client version to a version that does not include the fix.

**System action:** Server operation continues.

**User response:** Apply service to the client program to make it compatible with the newer server program.

---

**ANR0405I**    **Session** *session number* **ended for**  
**administrator** *administrator ID (client*  
*platform).*

**Explanation:** An administrative client session has completed normally.

**System action:** Server operation continues.

**User response:** None.

---

**ANR0406I**    **Session** *session number* **started for node**  
*node name (client platform) (communication*  
*method communication address).*

**Explanation:** A new client session has been initiated by the specified node. The session number, client platform type, communication method and address used by this session are included in the message.

**System action:** The server begins a communications session to service the client node.

**User response:** None.

---

**ANR0407I**    **Session** *session number* **started for**  
**administrator** *administrator ID*  
*(administrator's platform) (communication*  
*method communication address).*

**Explanation:** A new administrator client session has been initiated by the specified administrator. The session number, administrator's platform type, communication method and address used by this session are included in the message.

**System action:** The server begins a communications session to service the administrator client.

**User response:** None.

---

**ANR0408I**    **Session** *session number* **started for server**  
*server name (server's platform)*  
*(communication method) for purpose.*

**Explanation:** A new server session has been initiated by the specified server for the specified purpose. The session number, server's platform type and communication method used by this session are included in the message.

**System action:** The server begins a communications session to service the administrator client.

**User response:** None.

---

**ANR0409I** Session *session number* ended for server *server name (client platform)*.

**Explanation:** A server has completed normally.

**System action:** Server operation continues.

**User response:** None.

---

**ANR0410E** EXPORT operation to server *server name* rejected - administrator *administrator* is not authorized to perform the import operation on the target server.

**Explanation:** An export operation to the named server was rejected, because the administrator issuing the export command is not defined on the target server or does not have sufficient authority to perform the import operation on the target server.

**System action:** Server operation continues.

**User response:** None.

---

**ANR0411I** Session *session number* for administrator *administrator name* logged in as node *node name* restored or retrieved *object type* object: node *node name*, *filesystem* *filesystem name*, *object* *object name*.

**Explanation:** This message logs information about an object that was restored or retrieved by an administrator logged in for a node.

**System action:** Server operation continues.

**User response:** None.

---

**ANR0412I** Session *session number* for node *node name*(Userid=*user id*), restored or retrieved *object type* object: node *node name*, *filesystem* *filesystem name*, *object* *object name*.

**Explanation:** This message logs information to the activity log about an object that was restored or retrieved by a user logged in for a node. A user ID with no value indicates that an administrative or root user on the platform initiated the restore.

**System action:** Server operation continues.

**User response:** None.

---

**ANR0413I** Session *session number* for administrator *administrator name* logged in as node *node name* is restoring backup set: node *node name*, *set* *filesystem name*.

**Explanation:** This message logs information about a backup set restored by an administrator logged in for a node.

**System action:** Server operation continues.

**User response:** None.

---

**ANR0414I** Session *session number* for node *node name* is restoring backup set: node *node name*, *set* *filesystem name*.

**Explanation:** This message logs information about a backup set restored by a node.

**System action:** Server operation continues.

**User response:** None.

---

**ANR0415I** Session *session number* proxied by storage agent *agent name* started for node *node name*.

**Explanation:** This session is started for the indicated node and the storage agent acts as the proxy for the node. Client node sessions are used to perform LAN-free operations between the client and server.

**System action:** Server operation continues.

**User response:** None.

---

**ANR0416W** Session *session number* for node *node name* not allowed to operation using path *data transfer path*.

**Explanation:** This session attempted this operation using the specified data transfer path. This operation is not permitted for this client.

**System action:** Server operation continues.

**User response:** Issue QUERY NODE FORMAT=DETAILED for this node to see the current DATA WRITE PATH or DATA READ PATH settings. These settings determine if a given operation is permitted using a specific data transfer path. If this client node should be permitted to perform this operation using this data transfer path, the UPDATE NODE command should be used to correct this.

---

**ANR0417W** Session *session number* for node *node name* terminated - data transfer path not allowed.

**Explanation:** This session attempted an operation that needed a data transfer path that this node is not allowed to use.

**System action:** This client session terminates.

**User response:** Refer to the ANR0416W message that was issued for this client session to determine which operation and data transfer path was attempted.

---

**ANR0418W** Session *session number* for administrator *administrator name (client platform)* is refused because an incorrect password was submitted.

**Explanation:** The server refuses a request to start a

client session because an invalid password has been submitted by the client during sign-on processing.

**System action:** The server will continue to deny access attempts by this client until a valid password is submitted.

**User response:** Enter the proper password. If you have forgotten the password, contact an authorized administrator, who can assign a new password using the UPDATE ADMIN command.

---

**ANR0419W Administrative client userid  
administrative ID cannot be used when  
authentication is on.**

**Explanation:** The server refuses a request for a client (administrative) session because the user ID specified cannot be used when authentication of IDs is in effect. SERVER\_CONSOLE is an administrative ID that has this restriction.

**System action:** Server operation continues.

**User response:** Use an administrative ID that was registered for this server and that has a password.

---

**ANR0420W Session session number for node node  
name (client platform) refused - server  
disabled for user access.**

**Explanation:** The server refuses a request for a client (backup-archive) session because the server is currently disabled for client access.

**System action:** Server operation continues. Administrative clients are permitted access to the server.

**User response:** An authorized administrator must issue the ENABLE SESSION command before client nodes are permitted access to the server.

---

**ANR0421W Session session number for node node  
name (client platform) refused - sign-on  
protocol violation.**

**Explanation:** The server refuses a request for a client session because sign-on protocol has been violated.

**System action:** Server operation continues.

**User response:** This error is usually the result of a client programming error in which the sign-on verb has been incorrectly formatted and delivered to the server. This error can also result when the server is contacted by an application that is not a part of this product.

---

**ANR0422W Session session number for node node  
name (client platform) refused - node  
name not registered.**

**Explanation:** The server refuses a request to start a client session because the client node name is not

registered in the server database. On newer servers operating with newer clients, the client platform field contains the communication method and address.

**System action:** Server operation continues.

**User response:** Register the node name with the server before establishing a session. If the server is running with OPEN registration, no action is required; the client prompts the user for a password and registers the client with the server. If CLOSED registration is in effect on the server, an authorized administrator must use the REGISTER NODE command to register the client node name with the server.

---

**ANR0423W Session session number for administrator  
administrator ID (client platform) refused -  
administrator name not registered.**

**Explanation:** The server refuses a request to start an administrative session because the administrator name is not registered in the server database.

**System action:** Server operation continues.

**User response:** Register the administrator name with the server before establishing a session. An authorized administrator must use the REGISTER ADMIN command to register the administrator with the server.

---

**ANR0424W Session session number for node node  
name (client platform) refused - invalid  
password submitted.**

**Explanation:** The server refuses a request to start a client session because an invalid password has been submitted by the client during sign-on processing. The server will continue to deny access attempts by this client until a valid password is submitted. On newer servers operating with newer clients, the client platform field contains the communication method and address.

**System action:** Server operation continues.

**User response:** Enter the proper password. If the password has been forgotten by the user, an authorized administrator can assign a new password by using the UPDATE NODE command.

---

**ANR0425W Session session number for node node  
name (client platform) refused - node  
password has expired.**

**Explanation:** The server refuses the specified session because the client node's password has expired.

**System action:** Server operation continues.

**User response:** Upon receipt of this error condition, the client program immediately reconnects to the server specifying a password update session and prompts the user for a new password. After the user enters a new password, the client reconnects to the server for normal

operations. Alternatively, an authorized administrator can update the client password using the UPDATE NODE command.

---

**ANR0426W** Session *session number* for node *node name (client platform)* refused - open registration not permitted.

**Explanation:** The server refuses a client session because an open registration action has been attempted and the server is running with CLOSED registration.

**System action:** Server operation continues.

**User response:** Ask an authorized administrator to submit the request using the REGISTER NODE or REGISTER ADMIN command.

---

**ANR0427W** Session *session number* for node *node name (client platform)* refused - server version is down-level with this client.

**Explanation:** The server refuses a client session because the client program version level is newer than that supported by the server program.

**System action:** Server operation continues.

**User response:** Apply service to the server program to make it compatible with the newer client program, or use an older client program to contact the server.

---

**ANR0428W** Session *session number* for node *node name (client platform)* refused - client is down-level with this server version.

**Explanation:** The server refuses the client session because the client program version level is older than that supported by the server program. For certain problems (such as the compression fix), once a node connects to the server using the newer client, the server records this fact and will not let this node back off this client version to a version that does not include the fix.

**System action:** Server operation continues.

**User response:** Apply service to the client program to make it compatible with the newer server program.

---

**ANR0429W** Session *session number* for node *node name (client platform)* refused - maximum server sessions (*max sessions allowed*) exceeded.

**Explanation:** The server refuses the specified client or administrative session because the maximum number of concurrent client sessions has been exceeded.

**System action:** Server operation continues.

**User response:** If necessary, increase the maximum number of permitted sessions. To do this, update the value for the MAXSESSIONS parameter in the server options file and restart the server with the updated

options file. Note that increasing the MAXSESSIONS value requires additional memory resource by the server. You may want to retry the connection at a later time.

---

**ANR0430W** Session *session number* for node *node name (client platform)* refused - node name is locked.

**Explanation:** The server refuses the specified client session because the node is locked from server access (with the LOCK NODE command or by the LDAP directory server).

**System action:** Server operations continue.

**User response:** Before the client node is permitted to access the server, a properly authorized administrator must unlock the node. Nodes using LOCAL authentication can be unlocked with the UNLOCK NODE command. Nodes using LDAP authentication can be unlocked from within the LDAP directory server.

---

**ANR0431W** Session *session number* refused - administrator *administrator ID (client platform)* is locked.

**Explanation:** The server refuses the specified administrative session because the administrator is locked from server access (with the LOCK ADMIN command or by the LDAP directory server).

**System action:** Server operations continue.

**User response:** Before the administrator is permitted to access the server, a properly authorized administrator must unlock the administrator. Administrators using LOCAL authentication can be unlocked with the UNLOCK ADMIN command. Administrators using LDAP authentication can be unlocked from within the LDAP directory server.

---

**ANR0432W** Session *session number* for node *node name (client platform)* refused - insufficient memory.

**Explanation:** The server ends the specified session because sufficient memory (virtual memory) is not available.

**System action:** The server ends the session and continues operation.

**User response:** See the documentation for the operating system about how to increase memory for an application.

---

**ANR0433W** Session *session number* for node or administrator ID (*client platform*) was refused because of insufficient recovery log space.

**Explanation:** If a log runs out of space, the current transaction is rolled back. The server issues an error message and halts. You cannot restart the server until the recovery log size is increased.

**System action:** The server halts.

**User response:** Monitor archive logs and active logs. If the recovery log space is insufficient, monitor the archive log space first. If the archive log space is full or nearly full, run a full database backup to remove archive logs and consider adding more disk space to the archive log directory. If the archive log space is not full and the active log space is full or nearly full, update the value of the ACTIVELOGSIZE option in the dsmserv.opt file. Set the value of the ACTIVELOGSIZE option to the new maximum size of the active log.

---

**ANR0434W** Session *session number* for node or administrator ID (*client platform*) was refused because of insufficient database space.

**Explanation:** The server ends the specified client or administrative session because of insufficient database space.

**System action:** The server ends the session, but continues operation.

**User response:** To increase the amount of database space that is available to the server, issue the EXTEND DBSPACE command. Add one or more directories to the database.

---

**ANR0435W** Session *session number* for node *node name (client platform)* refused - internal error detected.

**Explanation:** The server ends the specified session because an internal logic error is detected.

**System action:** The server ends the session and continues operation.

**User response:** To determine the source of the error, the administrator can examine server messages issued prior to this message. The QUERY ACTLOG command can be used to view the activity log and search for messages. If the error cannot be isolated and resolved, contact your service representative.

---

**ANR0437W** Session *session number* for node *client node name (client platform)* encountered an internal server error while checking license compliance.

**Explanation:** The server encountered an internal error in determining if the server is in compliance with license terms.

**System action:** The client session is ended.

**User response:** Use the QUERY LICENSE and QUERY

STATUS commands to determine if the server is in compliance with license terms. Start an AUDIT LICENSES process to readjust server license information. When this process completes you may restart the session. If the problem persists, contact your service representative.

---

**ANR0438W** Session *session number* archive operation for client *client node name (client platform)* has been denied - Server is not in compliance with license terms.

**Explanation:** The server refuses a client archive operation because the current server configuration is not in compliance with license terms.

**System action:** Server operation continues. Clients may perform any action except backup or archive.

**User response:** Use the QUERY LICENSE command to determine the license terms that are no longer in compliance.

---

**ANR0439W** Session *session number* backup operation for client *client node name (client platform)* has been denied - Server is not in compliance with license terms.

**Explanation:** The server refuses a client backup operation because the current server configuration is not in compliance with license terms.

**System action:** Server operation continues. Clients may perform any action except backup or archive.

**User response:** Use the QUERY LICENSE command to determine the license terms that are no longer in compliance.

---

**ANR0440W** Protocol error on session *session number* for node *client node name (client platform)* - invalid verb header received.

**Explanation:** The server detects a protocol error on the specified session because an invalid verb header has been received from the client. Verb headers always precede communication sent to the server from the client or from the server to the client.

**System action:** The server ends the client session.

**User response:** Correct the programming error in the client program if it has been written by your installation using WDSF verbs. Otherwise, contact your service representative.

---

**ANR0441W** Protocol error on session *session number* for node *client node name (client platform)* - invalid data length received.

**Explanation:** The server detects a protocol error on the specified session because an invalid verb length has been received from the client.



**System action:** The server ends the client session.

**User response:** Correct the programming error in the client program if it has been written by your installation using WDSF verbs. Otherwise, contact your service representative.

---

**ANR0442W Protocol error on session** *session number* **for node** *client node name (client platform)* **- invalid stream mode switch.**

**Explanation:** The server detects a protocol error on the specified session because the client has attempted an illegal stream operation.

**System action:** The server ends the client session.

**User response:** Correct the programming error in the client program if it has been written by your installation. Otherwise, contact your service representative.

---

**ANR0443W Protocol error on session** *session number* **for node** *client node name (client platform)* **- invalid "field name" field found in "verb name" verb (offset offset position).**

**Explanation:** The server detects a protocol error on the specified session because an invalid field has been found in a verb sent from the client node.

**System action:** The server ends the client session.

**User response:** Correct the programming error in the client program if it has been written by your installation using WDSF verbs. Otherwise, contact your service representative.

---

**ANR0444W Protocol error on session** *session number* **for node** *client node name (client platform)* **- out-of-sequence verb (type verb name) received.**

**Explanation:** The server detects a protocol error on the specified session because a verb has been received that does not adhere to the client-server exchange sequence.

**System action:** The server ends the client session.

**User response:** If the client generating the error is not an API client, contact your service representative. If the client generating the error is an API client, contact the owner of the API client. If the client generating the error is a client that you have created using WDSF verbs, correct the programming error in your client program.

---

**ANR0445W Protocol error on session** *session number* **for node** *client node name (client platform)* **- maximum group transaction size exceeded.**

**Explanation:** The server detects a protocol error on the specified session because the client has attempted to

group more than the maximum database update operations in a single database transaction.

**System action:** The server ends the client session.

**User response:** Correct the programming error in the client program if it has been written by your installation using WDSF verbs. Otherwise, contact your service representative.

---

**ANR0446W Session** *session number* **client** *client node name* **compression method unsupported - Compression forced OFF. Please obtain the latest level of the client code.**

**Explanation:** The client is using a compression method that is no longer supported by the Server.

**System action:** Server operation continues. The client's backup operation continues, without compressing the data.

**User response:** The compression method used by the client is no longer supported. In order to use compression, the client needs to be upgraded to a client service level that supports the newer compression method.

---

**ANR0447W Session** *session number* **space management migration operation for client** *client node name (client platform)* **has been denied - Server is not in compliance with license terms.**

**Explanation:** The server refuses a client space management migration operation because the current server configuration is not in compliance with license terms.

**System action:** Server operation continues. Clients may perform any action except backup, archive, or space-managed file migration.

**User response:** Use the QUERY LICENSE command to determine the license terms that are no longer in compliance.

---

**ANR0448W Session** *session number* **space management migration operation for client** *client node name (client platform)* **has been denied - server is not licensed for space management support.**

**Explanation:** The server refuses a client space management migration operation because the server is not licensed to support space-managed clients.

**System action:** Server operation continues.

**User response:** Licenses to support space-managed clients can be obtained from your service provider or re-seller. The REGISTER LICENSE command can be used with these licenses to enable space management support.

---

**ANR0449W** Session *session number* space management migration operation for client *client node name (client platform)* is in violation of server license terms - server is not licensed for space management support.

**Explanation:** The server warns about a client space management migration operation because the server is not licensed to support space-managed clients.

**System action:** Server operation continues.

**User response:** Licenses to support space-managed clients can be obtained from your service provider or re-seller. The REGISTER LICENSE command can be used with these licenses to enable space management support.

---

**ANR0450W** Session *session number* for server *server name (client platform)* refused - server name not defined for server to server communications.

**Explanation:** The server refuses a request to start a server session because the requesting server name is not defined in the server database, or the requesting server definition does not have a SERVERPASSWORD, or a password or node name is not setup for virtual volume use on the source server.

**System action:** Server operation continues.

**User response:** Register the requesting server name with the server before establishing a session, or update the existing requesting server definition and set a SERVERPASSWORD. An authorized administrator must use the DEFINE SERVER or UPDATE SERVER command to register the requesting server and set the password. For a virtual volume environment, the source server must have a definition for the target server which includes a node name and password.

---

**ANR0451W** Session *session number* for server *server name (server platform)* refused - invalid password submitted.

**Explanation:** The server refuses a request to start a server session because an invalid password has been submitted during sign-on processing. The server will continue to deny access attempts by that server until valid passwords are submitted.

**System action:** Server operation continues.

**User response:** Set the proper passwords. If the password has been changed on either server, an authorized administrator can set new passwords by using the UPDATE SERVER command with the SERVERPASSWORD parameter.

---

**ANR0452W** Session for server *source server name* refused. Server *source server name* is not defined for server-to-server communications on server *target server name*.

**Explanation:** The server refuses a request to start a server-to-server session because a server name is not defined in the server database, or the server definition does not have a SERVERPASSWORD. Server-to-server communications that use the SERVERPASSWORD require that each server has a server definition for the other server.

**System action:** Server operation continues.

**User response:** Register the server names on both servers before establishing a session, or update the server's existing server definition and set a SERVERPASSWORD. An authorized administrator must use the DEFINE SERVER or UPDATE SERVER command to register the servers and set the passwords.

---

**ANR0453W** Server to server session refused - no password defined.

**Explanation:** The server to server session cannot be initiated because no server password has been defined for this server.

**System action:** Server operation continues.

**User response:** Define a server password with the SET SERVERPASSWORD command and retry the command.

---

**ANR0454E** Session rejected by server *target server name*, reason: *rejection reason*.

**Explanation:** The server tried to open a session with the named server. The session was rejected for the indicated reason.

**System action:** The operation fails.

**User response:** Check both the servers for any additional messages that might further describe the reason the session was rejected. The rejection reason will be in the form of "diagnostic code - reason". The diagnostic code is only intended for use by your service representative. The following responses apply to the specified rejection reasons.

- No Resource: Ensure that the receiving server is enabled and has sufficient database, log, and memory resource to support the server session.
- Verifier expired: Ensure that the administrator's password is current on both servers.
- Admin not registered: Ensure that the administrator is registered on the target server.
- Inbound sessions disabled: Ensure that the target server has not disabled this server with the DISABLE SESSIONS SERVER command.

- Down Level: Ensure that this server's level is current with respect to the target server's level.
- Admin in use: Ensure that the administrator is not being updated on the target server.
- Language not available: Ensure that required languages are installed on the target server.
- Admin locked: Ensure that the administrator is not locked on either server.
- License Failure: Ensure that appropriate licenses are registered.
- Admin on client port: Use the UPDATE SERVER command to set the admin port for the target server.
- SSL Required: Ensure that SSL is properly configured.
- Authentication Failure: Ensure that all passwords have been set correctly on both servers. The password for the server (set by SET SERVERPASSWORD on server X) and the password in the server definition (set by DEFINE or UPDATE SERVER X SERVERPASSWORD=) are the same password.
- Verification Failure: Use the QUERY SERVER command to determine that the HLADDRESS and LLADDRESS of the target server are correct. If they are not, correct them with the UPDATE SERVER command. If they are correct, resynchronize with the target server by issuing the UPDATE SERVER FORCESYNC=YES command.
- Communication Failure: Ensure that the target server is available and that TCPIP is available on both servers. Use the QUERY SERVER command to determine that the HLADDRESS and LLADDRESS of the target server are correct. If they are not, correct them with the UPDATE SERVER command.
- Node Type: Either the TYPE of the registered node on the target server is not SERVER or the NODENAME parameter of the server definition on the source server is incorrect.
- Internal error: Use the messages on the target server to determine the problem.

---

**ANR0455W Invalid Command** *command name* **for SNMP session.**

**Explanation:** An SNMP administrative session attempted to run a command which is not an macro invocation. SNMP administrative sessions are only allowed to issue macro commands.

**System action:** The server ends the client session.

**User response:** Enter commands through the SNMP administrative interface which are macros defined on the server.

---

**ANR0456W Session rejected for server** *server name* **- the server name at High level address, Low level address does not match.**

**Explanation:** The server name at the address specified does not match the name in the server definition. The connection is not established.

**System action:** The server continues.

**User response:** Ensure the HLADDRESS and LLADDRESS in the define server command are correct, and that the servername on the server being contacted matches the name used in the DEFINE SERVER command.

---

**ANR0457W Session for server** *server name* **refused - crossdefine is not allowed on this server.**

**Explanation:** The server refuses a request to start a server to server session for crossdefine because it is not allowed on this server. The server will deny any sessions for crossdefine until crossdefine is allowed on this server. Storage Agents can also request server to server sessions when setting up to access libraries through library client servers or library servers.

**System action:** Server operation continues.

**User response:** An authorized administrator must use the SET CROSSDEFINE ON command to allow cross registration of servers.

---

**ANR0458S Server** *server name* **does not support access by the Storage Agent.**

**Explanation:** The storage agent attempted to contact a Database Server, but the server contacted was not at the correct level.

**System action:** The Storage Agent terminates.

**User response:** Specify a correct Database Server in the devconfig file for the Storage Agent.

---

**ANR0459W Authentication Protocol error on session** *session number* **for node** *client node name* **(client platform) - out-of-sequence verb (type verb name) received.**

**Explanation:** The server detects a protocol error on the specified session because a verb has been received that does not adhere to the client-server authentication exchange sequence.

**System action:** The server ends the client session.

**User response:** If the client generating the error is not an API client, contact your service representative. If the client generating the error is an API client, contact the owner of the API client. If the client generating the error is an IBM-provided client, please ensure that it is at the current software level.

---

**ANR0460W** Open registration failed for session  
*session number - node name node name*  
*(client platform) already exists.*

**Explanation:** The server refuses a client session during open registration because the client has specified a node name that is already registered on the server.

**System action:** Server operation continues.

**User response:** The client program user must specify a different node name for the client in the client options file.

---

**ANR0461W** Open registration failed for session  
*session number for node node name (client platform) - policy domain STANDARD does not exist.*

**Explanation:** The server refuses a client session during open registration because the STANDARD policy domain does not exist. All nodes added to the server database under open registration are automatically assigned to the STANDARD policy domain. This policy domain must be defined and have an active policy set to support open registration.

**System action:** Server operation continues.

**User response:** If you want to support open registration, define a policy domain using the DEFINE DOMAIN command with the name STANDARD and activate a valid policy set in the domain. You can issue the UPDATE NODE command to move nodes to different policy domains after the nodes have registered themselves through open registration.

---

**ANR0462W** Open registration failed for session  
*session number for node node name (client platform) - invalid node name.*

**Explanation:** The server refuses a client session during open registration because the node name specified by the client is not valid.

**System action:** Server operation continues.

**User response:** Specify a node name in the options file of the client program that contains valid characters and does not exceed the maximum length in size.

---

**ANR0463W** Open registration failed for session  
*session number for node node name (client platform) - invalid password.*

**Explanation:** The server refuses a client session during open registration because the password name specified by the user is not valid.

**System action:** Server operation continues.

**User response:** Specify a password that uses valid characters and is less than the maximum length in size.

---

**ANR0464W** Open registration failed for session  
*session number for node node name (client platform) - exceeded number of nodes available under license terms.*

**Explanation:** The server detected an attempt to register more nodes than allowed by the terms of the current license.

**System action:** Server operation continues, but the REGISTER NODE command fails, and the node is not registered.

**User response:** Use the QUERY LICENSE command to determine the license terms that are no longer in compliance.

---

**ANR0465W** Open registration failed for session  
*session number for node node name (client platform) - policy domain STANDARD does not have an ACTIVE policy set.*

**Explanation:** The server refuses a client session during open registration because the STANDARD policy domain does not have an active policy set. All nodes added to the server database under open registration are automatically assigned to the STANDARD policy domain. This policy domain must be defined and have an active policy set to support open registration.

**System action:** Server operation continues.

**User response:** If you want to support open registration, define a policy domain using the DEFINE DOMAIN command with the name STANDARD and activate a valid policy set in the domain. You can issue the UPDATE NODE command to move nodes to different policy domains after the nodes have registered themselves through open registration.

---

**ANR0466E** The SETSTORAGESERVER command did not complete successfully.

**Explanation:** The SETSTORAGESERVER command encountered an error and did not complete successfully.

**System action:** Storage agent operation terminates.

**User response:** Please review prior error messages and take the necessary corrective actions.

---

**ANR0467I** The SETSTORAGESERVER command completed successfully.

**Explanation:** The SETSTORAGESERVER command has completed successfully, and the appropriate device configuration files have been updated.

**System action:** Storage agent operation terminates.

**User response:** None

---

---

**ANR0468E** Server-to-server export and import not allowed with server *server name*. Export server is at version *export version*; import server is at version *import version*.

**Explanation:** An attempt was made to export to an outdated server. The server on which the import is performed must be at the same or later level than the server from which the data was exported.

**System action:** The export operation ends and server operation continues.

**User response:** Export to a server that is at the same or later level.

---

**ANR0469W** Session *session number* for node *node name (client platform)* refused - client is not configured for archive retention protection.

**Explanation:** The server refuses a client session because the client is not configured for archive retention protection.

**System action:** Server operation continues.

**User response:** Either disable archive retention protection on the server or configure the client for archive retention protection.

---

**ANR0470W** Session *session number* for administrator *administrator name* refused - administrator password has expired.

**Explanation:** The server refuses the specified session because the administrator's password has expired.

**System action:** Server operation continues.

**User response:** Upon receipt of this error condition, the client program immediately reconnects to the server specifying a password update session and prompts the user for a new password. After the user enters a new password, the client reconnects to the server for normal operations. Alternatively, an authorized administrator can update the client password using the UPDATE ADMIN command.

---

**ANR0472E** The database manager did not start. A tablespace container is inaccessible.

**Explanation:** The server was unable to start the database manager.

**System action:** The server halts.

**User response:** Before restarting the server, check the following items:

- Reboot the system.
- Check that the directories for dbdir, log, or devices exists and that the file system is mounted (if it is on a separate file system).

- Make sure that the hardware and network connection are working properly.
- Fix any errors in the system log or db2diag.log.

---

**ANR0473W** Session *session number* for administrator *administrator ID (client platform)* refused - administrator name does not have the correct level of authority over client node.

**Explanation:** The server refuses a request to start an administrative session because the administrator name does not have appropriate authority over the node.

**System action:** Server operation continues.

**User response:** Use command GRANT AUTHORITY to grant appropriate authority to the current administrator ID.

---

**ANR0474W** Session *session number* for administrator *administrator ID (administrator platform)* was refused because administrators are not allowed to initiate sessions on the client port.

**Explanation:** The server did not start the specified administrative session because the administrator connected to the server on the server port that is used for client sessions, and the option ADMINONCLIENTPORT is set to NO. When different port numbers are used for administrative and client sessions (controlled by the TCPPORT and TCPADMINPORT options), and option ADMINONCLIENTPORT is set to NO, administrative sessions can be started only on the port used for administrative sessions (as specified by the TCPADMINPORT option).

**System action:** Server operation continues.

**User response:** Update the client options file to specify the port to be used for administrative sessions. This is typically specified by the TCPADMINPORT option in both client and server option files.

---

**ANR0475W** Session *session number* for node *node name (client platform)* refused - node is not allowed to initiate sessions on administrative port.

**Explanation:** The server had refused to start a session with the specified client node because the node connected to the server on the server's administrative port. When different port numbers are used for administrative and client sessions, client sessions may be started only on the port used for client sessions.

**System action:** Server operation continues.

**User response:** The client option file should be updated to specify the port to be used for client sessions. This is typically specified by TCPPORT option

in both client and server option files. The MVS server also uses the ICSPT option.

---

**ANR0476W** Session *session number* for node *node name (client platform)* refused - node is not allowed to initiate sessions.

**Explanation:** The server had refused to start a session with the specified client node because the node is not allowed to initiate session. Only server initiated sessions are allowed with this client. The SESSIONINIT parameter of the REGISTER NODE and UPDATE NODE commands control the ability of a client to initiate sessions.

**System action:** Server operation continues.

**User response:** An administrator can use the UPDATE NODE command with the SESSIONINIT parameter to specify that the client may initiate sessions. Alternatively, sessions can be scheduled with the client that are started by the server through server-prompted scheduling commands ( DEFINE SCHEDULE, DEFINE ASSOCIATION ).

---

**ANR0477W** Session *session number* refused - The client *client node name* cannot access the server with a platform type of *client platform*.

**Explanation:** A client with a invalid combination of node type and platform type has requested a session with the server. For example, a node id of type NAS can only sign on with a platform type of "TSMNAS", all other node types cannot use this platform type.

**System action:** The session request is refused. The server operation continues.

**User response:** Verify that the Id used by a client to sign on has the proper platform type.

---

**ANR0478W** Session request refused. Server is running in standalone mode.

**Explanation:** A client has requested a session with the server. The server is running in a mode in which it cannot start client sessions.

**System action:** The session request is refused. The server operation continues.

**User response:** No response is required. To reduce or disable the display of this message, you can update the server options before running in standalone mode with the COMMETHOD NONE option. This will allow the server to run without enabling client connections.

---

**ANR0479W** Session *session number* for server *server name (server platform)* terminated - connection with server severed.

**Explanation:** If server A has opened a connection with

server B, server B's session is ended because the communications link has been closed by a network error or by server A's program.

**System action:** Server A continues operation.

**User response:** If server B halts operation or in some way stops communicating with server A, this message will be displayed on server A indicating that the connection was closed suddenly by server B. A network failure can also cause this message to be displayed. If a large number of these messages occur simultaneously, check the network for failure and correct any problems.

---

**ANR0480W** Session *session number* for node *node name (client platform)* terminated - connection with client severed.

**Explanation:** The specified client session is ended because the communications link has been closed by a network error or by the client program.

**System action:** Server operation continues.

**User response:** If a user breaks out of a client program, this message will be displayed on the server as the connection is suddenly closed by the client. A network failure can also cause this message to be displayed. If a large number of these messages occur simultaneously, check the network for failure and correct any problems.

---

**ANR0481W** Session *session number* for node *node name (client platform)* was terminated. The client did not respond within *commtimeout seconds* seconds.

**Explanation:** The server ends a client session because the client was holding database locks during a transaction. The client did not respond within the number of seconds specified by the COMMTIMEOUT server option.

**System action:** The server rolls back the transaction that was in progress and the session is ended. Server operation continues.

**User response:** If this message appears frequently, consider incrementing the value specified for the COMMTIMEOUT option. Use the SETOPT command to change the value of the COMMTIMEOUT option without stopping or restarting the server. This update changes the amount of time that the server waits for an expected client message during an operation that causes a database update.

---

**ANR0482W** Session *session number* for node *node name (client platform)* terminated - idle for more than *idletimeout minutes* minutes.

**Explanation:** The server ends a client session because it has been idle for more minutes than specified in the IDLETIMEOUT parameter in the server options file. The client program will automatically attempt to

reconnect to the server when necessary.

**System action:** Server operation continues.

**User response:** If the problems persists, increase the value specified for the IDLETIMEOUT parameter in the server options file and restart the server. Many times, the client program is idle while waiting for the user to choose an action to perform (for example, backup, archive, restore, or retrieve files). If a user starts the client program and does not choose an action to perform, the session will eventually time out. The client program automatically reconnects to the server when the user chooses an action that requires server participation. Note that a large number of idle sessions can inadvertently prevent other users from connecting to the server, so care should be used when increasing the IDLETIMEOUT parameter.

---

**ANR0483W Session *session number* for node *node name* (client platform) terminated - forced by administrator.**

**Explanation:** The server ends a client session in response to a CANCEL SESSION command issued by an authorized administrator.

**System action:** The server rolls back any transactions in progress for the terminated client session.

**User response:** None.

---

**ANR0484W Session *session number* for node *node name* (client platform) terminated - protocol violation detected.**

**Explanation:** The server ends the specified session because a communications protocol error by the client has been detected.

**System action:** The server ends the client session.

**User response:** Examine the client message to determine the problem. Correct the programming error in the client program. If the error cannot be isolated and resolved, contact your service representative.

If this session is a proxied LAN-Free session for a storage agent, this error may be the result of a mount point or volume preemption on the storage agent. Review the messages logged by the storage agent to determine if a storage agent action caused this to occur.

---

**ANR0485W Session *session number* for node *node name* (client platform) terminated - sufficient memory is not available.**

**Explanation:** The server ends the specified session because sufficient memory (virtual memory) is not available.

**System action:** The server ends the session and continues operation.

**User response:** See the documentation for the

operating system about how to increase memory for an application.

---

**ANR0486W Session *session number* for node *node name* (client platform) terminated - internal error detected.**

**Explanation:** The specified client session is ended by the server because an internal processing error has been detected on the server. A programming error may have occurred in the server program.

**System action:** The session is ended and server operation continues.

**User response:** If this session is a proxied LAN-Free session for a storage agent, this error may be the result of a mount point or volume preemption on the storage agent. Review the messages logged by the storage agent to determine if a storage agent action caused this to occur.

If the cause of the error can not be determined after reviewing the activity log, contact your service representative.

---

**ANR0487W Session *session number* for node *node name* (client platform) terminated - preempted by another operation.**

**Explanation:** The server ends a client session in response to a cancel request issued by a higher priority operation that needed the mount point that the client was using.

**System action:** The server rolls back any transactions in progress for the terminated client session.

**User response:** Reissue the operation. If this message appears frequently, consider increasing the mountlimit value for the affected device class.

---

**ANR0488W Session *session number* for node *node name* (client platform) terminated - transfer rate is less than (*transfer rate*) and more than (*elapsed time since first data transfer*) minutes have elapsed since first data transfer.**

**Explanation:** The server is canceling client session number *session number*. Depending on the state of the session, it may take a while for the session to be canceled. The server ends a client session because it has been active for more minutes than specified in the THROUGHPUTTIMETHRESHOLD parameter in the server options file and the data transfer rate is less than the amount specified with the THROUGHPUTDATATHRESHOLD parameter in the server options file. The client is transferring data to the server at an abnormally slow rate and may have become a bottleneck for handling data from other clients. If the client has caused log records to be

written, it is possible that this client will prevent log space reclamation.

**System action:** The session is canceled and server operation continues.

**User response:** If a low data transfer rate is not a problem, the THROUGHPUTTIMETHRESHOLD or THROUGHPUTDATATHRESHOLD parameters in the server options file can be set to zero - this will disable the throughput check. The change can be made without taking down the server and restarting it by using the SETOPT THROUGHPUTTIMETHRESHOLD or the SETOPT THROUGHPUTDATATHRESHOLD commands. If a low data transfer rate is not expected, external causes should be investigated. This would include network problems and problems in accessing data on the client node. The client program may automatically reconnect to the server, so this message may appear on subsequent sessions until the data transfer problem is resolved. The default server operation is not to perform a throughput check.

---

**ANR0489W** Session *session number* refused for client node name - NAS type nodes are not supported by a storage agent.

**Explanation:** The specified client tried to connect to a storage agent. The storage agent does not support a node that is defined as TYPE=NAS.

**System action:** The session request is refused. The server operation continues.

**User response:** The client should be re-configured to not try LAN-free operations. This may be done by setting UPDATE NODE ENABLELANFREE=NO for the client.

---

**ANR0490I** Canceling session *session number* for node *node name (client platform)*.

**Explanation:** The server is canceling client session number *session number*. This message is displayed in response to the CANCEL SESSION command. Depending on the state of the session, it may take a while for the session to be canceled.

**System action:** The session is canceled and server operation continues.

**User response:** None.

---

**ANR0491I** No matching session(s) found to cancel.

**Explanation:** The server cannot find any sessions to cancel matching the specifications entered in the CANCEL SESSION command.

**System action:** Server operation continues.

**User response:** Use the QUERY SESSION command to ensure that the session you wish to cancel is connected. Reissue the command using the appropriate session

number to cancel the client session.

---

**ANR0492I** All drives in use. Session *session number* for node *node name (client platform)* being preempted by higher priority operation.

**Explanation:** When a high priority operation attempted to find an available drive, all the drives were being used. To free up a drive for this operation, the client session identified is being cancelled by the system.

**System action:** The lower priority client session is cancelled to free up a mount point (drive).

**User response:** When a drive again becomes available, restart the session that was cancelled. This session was most likely a backup/archive session and you may just want to let it restart automatically during its next scheduled backup window. If this message appears frequently, you may want to increase the number of drives available. See the MOUNTLIMIT parameter on the UPDATE DEVCLASS command.

---

**ANR0493I** Restore session *session number* canceled.

**Explanation:** The specified session was canceled with the CANCEL RESTORE command.

**System action:** The restore session is canceled and server operation continues.

**User response:** None.

---

**ANR0494I** Volume *volume name* in use. Session *session number* for node *node name (client platform)* being preempted by higher priority operation.

**Explanation:** When a high priority operation attempted to acquire a specific volume, it was being used. To free the volume for this operation, the client session identified is being cancelled by the system.

**System action:** The lower priority client session is cancelled to free up the volume.

**User response:** Restart the session that was cancelled, it will wait until the higher priority operation if finished with the volume. This cancelled session was most likely a backup/archive session and you may just want to let it restart automatically during its next scheduled backup window.

---

**ANR0495I** Cannot cancel the specified EXPORT/IMPORT session.

**Explanation:** The server cannot cancel the session specified in the CANCEL SESSION command.

**System action:** Server operation continues.

**User response:** Export/Import sessions cannot be canceled using CANCEL SESSION. The user should



use the CANCEL PROCESS command to terminate the EXPORT/IMPORT operation.

---

**ANR0496E** Session *session number* operation for client *client node name (client platform)* has been denied because verb (type *verb name*) is not allowed when archive retention is active.

**Explanation:** The server refuses the specified client operation because archive retention protection is active.

**System action:** Server operation continues.

**User response:** Do not send the specified operation to the server when archive retention protection is active.

---

**ANR0497W** Session request refused from non-Express client.

**Explanation:** A non-Express client has requested a session with the Express server. Only connections from an Express client will be accepted by an Express server.

**System action:** The session request is refused. The server operation continues.

**User response:** None.

---

**ANR0498W** Session *session number* refused for client *node name* because restore DB is in progress.

**Explanation:** Restore DB is in progress, only connection from Client related to restore DB are allowed.

**System action:** The session request is refused. The server Restore DB operation continues.

**User response:** None.

---

**ANR0500W** Transaction failed for session *session number* for node *node name (client platform)* - invalid password submitted.

**Explanation:** The server ends a password update transaction because the user has not correctly specified the current password.

**System action:** Server operation continues.

**User response:** Update your password by correctly specifying the current password. If the current password has been misplaced, the administrator can reassign a password for the client by using the UPDATE NODE or UPDATE ADMIN command.

---

**ANR0501W** Transaction failed for session *session number* for node *node name (client platform)* - invalid policy binding specified.

**Explanation:** The server ends a database update

transaction for the specified session because an invalid management class has been specified for a file or directory object.

**System action:** The specified session is ended and server operation continues.

**User response:** Correct the programming error in the client program if it has been written by your installation using WDSF verbs. Otherwise, contact your service representative.

---

**ANR0502E** Transaction failed for session *session number* for node *node name (client platform)* - A storage pool for the target destination is associated with a device class that has a Centera device type.

**Explanation:** The server ends a database update transaction for the specified session because an invalid management class has been specified. Centera device types may be used only for archive objects.

**System action:** The specified session is ended and server operation continues.

**User response:** Ensure that Centera device types are associated with device classes that are used only for archive operations. The UPDATE COPYGRP command can be used to update copy groups associated with space management and/or backup storage pools so that they point to valid destinations.

---

**ANR0503I** Session *session number* for administrator *administrator name* logged in as node *node name* restored or retrieved object type *object: node node name, filespace filespace name, object object name, version version of total version*.

**Explanation:** This message logs information about an object that was restored or retrieved by an administrator logged in for a node.

**System action:** Server operation continues.

**User response:** None.

---

**ANR0504I** Session *session number* for node *node name (Userid=user id)*, restored or retrieved object type *object: node node name filespace filespace name, object object name, version version of total version*.

**Explanation:** This message logs information to the activity log about an object that was restored or retrieved by a user logged in for a node. A user ID with no value indicates that an administrative or root user on the platform initiated the restore.

**System action:** Server operation continues.

**User response:** None.

---

**ANR0505E** The database manager encountered a null value for *column name* during the data fetching.

**Explanation:** The server received an unexpected data value.

**System action:** The server cannot process the command.

**User response:** Before reissuing the command, try the following actions:

- Reboot the system.
- Check that the directories for dbdir, log, or devices exists and that the file system is mounted (if it is on a separate file system).
- Make sure that the hardware and network connection are working properly.
- Fix any errors in the system log or db2diag.log.

---

**ANR0506I** A full backup has been started for database *DB Alias*. This backup is required.

**Explanation:** This level of the IBM Spectrum Protect server uses a new version of the database manager that has a new format for log files. Database backups created prior to this level of the server cannot be used to restore the database. A new database backup image is needed to ensure that the database is protected.

**System action:** A full database backup is started.

**User response:** None.

---

**ANR0507E** Protocol error on session *session number* for node *client node name (client platform)* because an owner was not properly provided for the indicated node.

**Explanation:** The session does not adhere to the client-server exchange sequence, therefore the server detected a protocol error on the specified session.

**System action:** The server ends the client session.

**User response:** If the client runs in a non-standard environment, the server detects that the owner field is not being sent properly. It is not recommended to run the client in a non-standard environment.

---

**ANR0508E** An automatic full database backup for database *DB Alias* has failed.

**Explanation:** A full database backup failed. This message always accompanies one or more other message that provides more details about the error.

**System action:** The server operation continues.

**User response:** Examine the server messages that were issued prior to this message to determine the source of the error. Issue the QUERY ACTLOG command to view

the activity log and search for messages.

---

**ANR0509E** The database restore failed on *DB Alias* due to the log format differences between database manager versions.

**Explanation:** The database restore failed because the backup image was produced by a previous version of the database manager.

**System action:** The database restore terminates.

**User response:** If you need to restore the database immediately, uninstall the upgraded server, re-install the previous version of the server, then run the restore command. Otherwise, start the upgraded server. The upgraded server creates a new backup image automatically. After the database backup completes, run the server restore utility again.

---

**ANR0510I** Session *session number* opened input volume *volume name*.

**Explanation:** The indicated session has opened the specified volume for input processing.

**System action:** Processing continues.

**User response:** None.

---

**ANR0511I** Session *session number* opened output volume *volume name*.

**Explanation:** The indicated session has opened the specified volume for output processing.

**System action:** Processing continues.

**User response:** None.

---

**ANR0512I** Process *process number* opened input volume *volume name*.

**Explanation:** The indicated process has opened the specified volume for input processing. You may or may not see an associated ANR0515I message for this process/volume combination, since some volumes are shared between multiple processes.

**System action:** Processing continues.

**User response:** None.

---

**ANR0513I** Process *process number* opened output volume *volume name*.

**Explanation:** The indicated process has opened the specified volume for output processing. You may not see an associated ANR0515I message for this process/volume combination, since some volumes are shared between multiple processes.

**System action:** Processing continues.

**User response:** None.

---

**ANR0514I** Session *session number* closed volume *volume name*.

**Explanation:** The indicated session has finished using the specified volume.

**System action:** Processing continues.

**User response:** None.

---

**ANR0515I** Process *process number* closed volume *volume name*.

**Explanation:** The indicated process has finished using the specified volume. It is possible that the process indicated was not the process that opened the volume.

**System action:** Processing continues.

**User response:** None.

---

**ANR0516E** SQL processing for statement *statement* failed.

**Explanation:** The indicated select statement failed. The failure was caused by a syntax error with the statement itself.

**System action:** The select statement failed.

**User response:** Review the server activity log for message ANR0162W for an explanation of the error that caused this statement to fail.

---

**ANR0517E** *command*: The DEDUPLICATION parameter cannot be used with either the TYPE=SERVER or TYPE=NAS parameter.

**System action:** The command failed.

**User response:** Reissue the command without the DEDUPLICATION parameter.

---

**ANR0518W** NDMP restore failed for session *session number* for node *node name* (*client platform*), file space *file space*.

**Explanation:** The server ends a restore operation for the specified NAS node because an error has been encountered on the server. Some common reasons for the error are:

- The input volume is unavailable
- The storage pool is unavailable
- Data is corrupted on the input volume
- Hardware or media failure has occurred
- The server database is corrupted

**System action:** The server ends the restore operation.

**User response:** Examine any prior error messages to determine the source of the error. Use the QUERY ACTLOG command to view the activity log and search

for messages if needed. Correct any problem and try the restore again. If the data is also backed up in a copy storage pool, the retry operation will attempt to read the file from the alternate location. If retry of the restore operation continues to fail contact your service representative.

---

**ANR0519E** A retrieve or restore operation failed for session *session number* for node *node name* (*client platform*). An invalid partial object request was received.

**Explanation:** The server ended a file retrieve or restore operation for the specified session because an invalid value for the offset, length, or both was received from the client application for the object being retrieved or restored.

**System action:** The server ends the specified operation and server operation continues.

**User response:** Specify an offset, length, or both within the bounds of the object to be retrieved or restored, and rerun the application.

---

**ANR0520W** Transaction failed for session *session number* for node *node name* (*client platform*) - storage pool *pool name* is not defined.

**Explanation:** The server rolls back a database update transaction for the specified session because the destination specified for a management class copy group specifies the named storage pool, but that storage pool does not exist.

**System action:** Server operation continues.

**User response:** An administrator with policy authority over the client policy domain must correct management class definitions so that copy group destinations refer to defined storage pools, or the specified storage pool must be created by an authorized administrator.

---

**ANR0521W** Transaction failed for session *session number* for node *node name* (*client platform*) - object excluded by size in storage pool *pool name* and all successor pools.

**Explanation:** The server ends a database update transaction for the specified session because the size of a file sent from the client node is larger than that allowed in the storage pool specified in the client's management class copy group. No successor storage pools to the one specified on the copy group can accept the large file.

**System action:** The specified session is ended and server operation continues.

**User response:** If the client is not using compression to send files to the host, turn compression on for the client (using the UPDATE NODE command) to try and

resolve the problem. Otherwise, the maximum file size for one or more of the storage pools in the storage hierarchy can be increased to accommodate the file. An authorized administrator can increase the MAXSIZE parameter by issuing the UPDATE STGPOOL command.

---

**ANR0522W** Transaction failed for session *session number* for node *node name (client platform)* - no space available in storage pool *pool name* and all successor pools.

**Explanation:** The server ends a database update transaction for the specified session because the storage pool specified in the client's management class copy group does not contain enough free space to hold the files sent from the client. Successor storage pools to the one specified on the copy group do not contain enough free space.

**System action:** The specified session is ended and server operation continues.

**User response:** An authorized administrator can add storage to one or more storage pools in the storage hierarchy. Ensure that you size the file system based on the amount of data that you manage. Add storage space by using operating system tools. On the UPDATE STGPOOL command, specify the ACCESS parameter as READWRITE to ensure that client nodes and server processes can read and write to the storage pool.

---

**ANR0523W** Transaction failed for session *session number* for node *node name (client platform)* - error on output storage device.

**Explanation:** The server ends a database update transaction for the specified client because an I/O error has been encountered by the server in writing to a device.

**System action:** The specified session is ended and server operation continues.

**User response:** Query the activity log to find messages preceding this one that specify the failing device. Storage pool volumes can be varied offline (by using the VARY command), or the server may need to be halted to correct the hardware problem. After the problem is corrected, the client should retry the operation.

---

**ANR0524W** Transaction failed for session *session number* for node *node name (client platform)* - data transfer interrupted.

**Explanation:** The database transaction associated with session *session number* was aborted because data transfer to or from data storage was interrupted by an external event.

**System action:** The session is canceled and server operation continues.

**User response:** Examine the messages issued prior to this message to determine why the data transfer was interrupted. Attempt the client operation again if the problem can be resolved.

---

**ANR0525W** Transaction failed for session *session number* for node *node name (client platform)* - storage media inaccessible.

**Explanation:** The server ends a transaction for the specified session because storage volumes are not available in the storage pools in which the client's files are to be stored.

**System action:** The server ends the specified session and server operation continues.

**User response:** An authorized administrator can issue the DEFINE VOLUME command to add storage to one or more storage pools in the storage hierarchy. The VARY ONLINE command can be used to vary offline storage volumes online in the storage hierarchy to make them available to client nodes for file storage.

---

**ANR0526W** A transaction failed for session *session number* for node *node name (client platform)* because of insufficient recovery log space.

**Explanation:** If a log runs out of space, the current transaction is rolled back. The server issues an error message and halts. You cannot restart the server until the recovery log size is increased.

**System action:** The server halts.

**User response:** Monitor archive logs and active logs. If the recovery log space is insufficient, monitor the archive log space first. If the archive log space is full or nearly full, run a full database backup to remove archive logs and consider adding more disk space to the archive log directory. If the archive log space is not full and the active log space is full or nearly full, update the value of the ACTIVELOGSIZE option in the dsmserv.opt file. Set the value of the ACTIVELOGSIZE option to the new maximum size of the active log.

---

**ANR0527W** A transaction failed for session *session number* for node *node name (client platform)* because of insufficient database space.

**Explanation:** The server ends a database update transaction for the specified session because the server has insufficient database space.

**System action:** The server ends the specified session, but server operation continues.

**User response:** To increase the amount of database space that is available to the server, issue the EXTEND

DBSPACE command. Add one or more directories to the database.

---

**ANR0528W** Transaction failed for session *session number* for node *node name* (client platform) - thread resource not available.

**Explanation:** The server ends a database update transaction for the specified session because sufficient memory is not available for starting additional processes on the server.

**System action:** The server ends the specified session and server operation continues.

**User response:** See the documentation for the operating system about how to increase memory for an application.

---

**ANR0529W** Transaction failed for session *session number* for node *node name* (client platform) - insufficient memory.

**Explanation:** The server ends a database update transaction for the specified session because sufficient memory is not available on the server.

**System action:** The server ends the specified session and server operation continues.

**User response:** See the documentation for the operating system about how to increase memory for an application.

---

**ANR0530W** Transaction failed for session *session number* for node *node name* (client platform) - internal server error detected.

**Explanation:** The server ends a database update transaction for the specified session because an internal logic error is detected.

**System action:** The server ends the specified session and server operation continues.

**User response:** Examine the server messages that were issued prior to this message to determine the source of the error. Issue the QUERY ACTLOG command to view the activity log and search for messages that indicate the source of the error.

---

**ANR0531W** Transaction failed for session *session number* for node *node name* (client platform) - invalid file space identifier specified by client.

**Explanation:** The server ends a database update transaction for the specified session because the file space identified by the client for the transaction does not exist.

**System action:** This action usually occurs when a client is operating on a file space that is currently being deleted as a result of an administrative command or

client action. The server ends the specified session and server operation continues.

**User response:** Use the QUERY PROCESS command to monitor and wait for any file space deletion processes to complete, or cancel the process if you do not want to delete the file space. Try the client action again after this action has been taken.

---

**ANR0532W** *Diagnostic(ID):* Transaction *transaction ID* was aborted for session *session number* for node *node name* (client platform).

**Explanation:** An error has been detected during a transaction commit for the specified session. This message should be preceded by other messages that give additional information about the failed transaction.

**System action:** The activity that generated this error fails.

**User response:** Check for additional messages and eliminate the condition that caused the failed transaction. If the error cannot be isolated and resolved, contact your service representative.

---

**ANR0533W** Transaction failed for session *session number* - compression method used by client not supported. Please obtain the latest level of the client code.

**Explanation:** The server ends the transaction for the specified session because the compression method that is used by the client is no longer supported by the server.

**System action:** The server ends the specified session and server operation continues.

**User response:** The client must either backup the data with compression turned off, or upgrade to a client that supports the newer compression method. If the client is a WDSF client, upgrade to a non-WDSF client in order to use the compression performed by the client.

---

**ANR0534W** Transaction failed for session *session number* for node *node name* (client platform) - size estimate exceeded and server is unable to obtain additional space in storage pool *pool name*. Size estimate was *size estimate*.

**Explanation:** The server ends a database update transaction for the specified session because the size estimate provided by the client is too small. The server has attempted to obtain additional space in the indicated storage pool, but was unable to do so.

**System action:** The specified session is ended and server operation continues.

If *pool name* is a random access storage pool with caching enabled, it is also possible that additional space can be made available in this storage pool by

eliminating cached files. When the server allocates space based on the size estimate provided by the client, it frees space occupied by cached files if this space is needed to obtain the estimated space. However, if the server later determines that the file size estimate was too low, it attempts to obtain additional space that is not utilized, but does not delete cached files to do so.

If the client sending the data has the option COMPRESSALWAYS YES set, it is possible that a file grew during the compression operation and when the client sent it to the server it exceeded the space available in storage pool *pool name*.

**User response:** This message may indicate that there is no additional space in *pool name*. The following are possible circumventions:

An authorized administrator can issue the DEFINE VOLUME command to add storage to this pool.

If the suspected cause of the failure is that *pool name* is a DISK storage pool and that space in use by cached files was not freed, turn off caching for the storage pool and issue the MOVE DATA command for the volumes in pool *pool name*.

If the suspected cause of the failure is that a file grew in size during compression on the client, another possible circumvention is to set the COMPRESSALWAYS option in the client options file to NO and retry the operation. This may allow the client to accurately report the file size and possibly avoid the out of space condition in the storage pool.

---

**ANR0535W Transaction failed for session *session number* for node *node name* (client platform) - insufficient mount points available to satisfy the request.**

**Explanation:** The server was unable to allocate sufficient mount points to process the transaction.

**System action:** The operation is ended and server operation continues.

**User response:** If necessary, make more mount points available or validate your device class and library configuration.

---

**ANR0536W Transaction failed for session *session number* for node *node name* (client platform) - down-level client does not support format of stored files.**

**Explanation:** A client attempts to perform an operation involving files that are stored in a format that is not supported by that client level.

**System action:** The operation is ended and server operation continues.

**User response:** Upgrade the client to a later level.

---

**ANR0537E Transaction failed for session *session number* for node *node name* (client platform) - filespace name cannot be renamed from or to a Unicode name.**

**Explanation:** The server ends a database update transaction for the specified session because a file space was attempted to be renamed to or from unicode.

**System action:** The server ends the specified transaction and server operation continues.

**User response:** Do not attempt to rename a unicode file space to a non-unicode name or a non-unicode file space to a unicode name.

---

**ANR0538I A resource waiter has been aborted.**

**Explanation:** The server aborts a resource wait because of waiting too long for a resource to become available. This could cause a process or session to fail. If this causes a process or a session to fail then there will be other messages at this time indicating which process or session has failed. Resources are internal server resources such as locks and synchronization objects.

**System action:** The server terminates the resource with request and server operation continues.

**User response:** Either a server deadlock situation has occurred or the resource timeout value is set too low. Check the setting for the RESOURCETIMEOUT server option and increase the value. If the problem persists with a higher timeout then contact your service representative.

---

**ANR0539W Transaction failed for session *session number* for node *node name*. This node has exceeded its maximum number of mount points.**

**Explanation:** The server ends the transaction because the node requires mount points to store data, and either the node is not allowed to acquire any mount points, or the node is already using the maximum number of mount points allowed for the node. The maximum number of mount points a node is allowed to use on the server is controlled by the setting of the MAXNUMMP parameter on the REGISTER NODE or UPDATE NODE command.

**System action:** The server ends the specified session and server operation continues.

**User response:** If the number of mount points that the node is allowed to use on the server are already acquired, reduce the number of client sessions for the specified node that are running concurrently. For example, decrease the value of the client option RESOURCEUTILIZATION. If sufficient mount points (for example, drives) are available to satisfy the data store operations, issue the UPDATE NODE command to increase the value of the MAXNUMMP parameter.

If the node is not allowed to acquire any mount points (the node's MAXNUMMP option is set to zero), issue the UPDATE NODE command to change the value of the MAXNUMMP parameter.

---

**ANR0540W Retrieve or restore failed for session**  
*session number for node node name (client platform) - data integrity error detected.*

**Explanation:** The server ends a file retrieval operation for the specified session because an internal database integrity error has been encountered on the server.

**System action:** The server ends the specified session and continues operation.

**User response:** Contact your service representative.

---

**ANR0541W Retrieve or restore failed for session**  
*session number for node node name (client platform) - error on input storage device.*

**Explanation:** The server ends a client retrieval or restore operation for the specified session because an I/O error has been encountered by the server in reading from a device.

**System action:** The server ends the specified session and server operation continues.

**User response:** Query the activity log to find messages preceding this one that specify the device that is failing. Storage pool volumes can be varied offline (by using the VARY OFFLINE command), or the server may need to be shut down by using the HALT command to correct the hardware problem. After the problem is corrected, the client may try the operation again.

---

**ANR0542W Retrieve or restore failed for session**  
*session number for node node name (client platform) - storage media inaccessible.*

**Explanation:** The server ends a client retrieval or restore operation for the specified session because a needed storage pool volume has been varied offline or the storage pool is unavailable.

**System action:** The server ends the specified session and server operation continues.

**User response:** Use the VARY ONLINE command to vary offline storage volumes online in the storage hierarchy and make them available to client nodes for file storage. If all volumes are online, check the ACCESS parameter of the storage pool. If the access mode is UNAVAILABLE, use the UPDATE STGPPOOL command to update it to READONLY or READWRITE.

---

**ANR0543W Retrieve or restore failed for session**  
*session number for node node name (client platform) - data transfer interrupted.*

**Explanation:** The database transaction associated with

session *session number* was aborted because data transfer to or from data storage was interrupted by an external event.

**System action:** The session is canceled and server operation continues.

**User response:** Examine the messages issued prior to this message to determine why the data transfer was interrupted. Attempt the client operation again, if the problem can be resolved.

---

**ANR0544W Retrieve or restore failed for session**  
*session number for node node name (client platform) - thread resource not available.*

**Explanation:** The server ends a file retrieval or restore operation for the specified session because sufficient memory is not available for starting additional processes on the server.

**System action:** The server ends the specified session and server operation continues.

**User response:** See the documentation for the operating system about how to increase memory for an application.

---

**ANR0545W Retrieve or restore failed for session**  
*session number for node node name (client platform) - insufficient memory.*

**Explanation:** The server ends a file retrieval or restore operation for the specified session because sufficient memory is not available on the server.

**System action:** The server ends the specified session and server operation continues.

**User response:** See the documentation for the operating system about how to increase memory for an application.

---

**ANR0546W Retrieve or restore failed for session**  
*session number for node node name (client platform) - internal server error detected.*

**Explanation:** The server ends a file retrieval or restore operation for the specified session because an internal logic error is detected in the server program.

**System action:** The server ends the specified session and continues operation.

**User response:** Examine the server messages issued prior to this message to determine the source of the error. Use the QUERY ACTLOG command to view the activity log and search for messages. If the error cannot be isolated and resolved, contact your service representative.

---

**ANR0547E** Invalid data was encountered in the command processor output stream: output formatting terminated for the last command entered.

**Explanation:** The server console session encounters an error in formatting output from a command.

**System action:** The command output is discarded and server operation continues.

**User response:** Use the server QUERY command to determine if the command you entered had the desired affect in the server. Use the QUERY ACTLOG command to see if a server error condition (like out of memory) occurred prior to the command. Resolve the error if it is found. Contact your service representative if you cannot resolve the error, or if an error is not found.

---

**ANR0548W** Retrieve or restore failed for session *session number* for node *node name* (client platform) processing file space *filespace* (fsId *filespace id*) for file *file name* stored as storage repository - error detected.

**Explanation:** The server ends a file retrieval operation for the specified session because an error has been encountered on the server. Some common reasons for the error are:

- The input volume is unavailable
- The storage pool is unavailable
- Data is corrupted on the input volume
- Hardware or media failure has occurred
- Database corruption

**System action:** The server ends the specified session and continues operation.

**User response:** Try the restore or retrieve operation again, and if the file is also backed up in a copy storage pool, the operation will attempt to read the file from the alternate location. If retry of the restore or retrieve operation continues to fail examine any prior error messages to determine the source of the error. Use the QUERY ACTLOG command to view the activity log and search for messages if needed. Correct the problem and try the restore or retrieve again.

---

**ANR0549W** Transaction failed for session *session number* for node *node name* (client platform) - no existing restore session found.

**Explanation:** A client attempted to start an additional no query restore session to increase restore throughput, but the original restore session was not found.

**System action:** The operation is ended and server operation continues.

**User response:** Check the status of the original restore.

It may have already completed or been cancelled. The QUERY SESSION command and the QUERY RESTORE commands can provide information about existing sessions and restore sessions which are restartable.

---

**ANR0550E** The client operation failed for session *session number* for node *node name* (client platform) - see previous error messages.

**Explanation:** The indicated operation has failed. This message is always preceded by one or more other error messages which provide more detail about why the command failed.

**System action:** The operation is ended and server operation continues.

**User response:** Examine the previous error messages to determine the source of the error. Use the QUERY ACTLOG command to view the activity log and search for messages if needed. Correct the problem and try the command again.

---

**ANR0551E** The client operation failed for session *session number* for node *node name* on the (client platform) operating system because of a lock conflict.

**Explanation:** An operation that requires the server to lock a system resource has been initiated. The operation cannot be completed because the resource is in use by another command or process.

**System action:** Server operations continue, but the server does not process the command.

**User response:** To resolve the issue, take one of the following actions: - If the failed command was run in a local area network (LAN) environment, run the command again later. - If the failed command was run in a LAN-free environment, run the VALIDATE LANFREE command and review the output: If the LAN-Free capable column displays a value of YES, retry the failed command. If the LAN-Free capable column displays a value of NO, correct the configuration to support LAN-free data movement for the storage agent and retry the failed command. Alternatively, retry the failed command in a LAN environment.

---

**ANR0552E** Client operation failed for session *session number* for node *node name* (client platform) - destination storage pool *storage pool* was skipped.

**Explanation:** The indicated client operation failed because the destination storage pool was skipped. A storage pool may be skipped because it does not have enough available space, or because it has a MAXSIZE value that is less than the size of the object to be inserted.

**System action:** The operation fails.



**User response:** Ensure that the destination storage pool is available, has an adequate MAXSIZE setting, and has adequate space. The MAXSIZE setting may be changed using the UPDATE STGPOOL command. Space may be added to the storage pool by checking in scratch volumes or defining new volumes in the storage pool. If volumes in the destination storage pool are offline, use the VARY ONLINE command to vary them online and make them available for use. Correct the problem and try the command again.

---

**ANR0553E** **Client operation failed for session**  
*session number - administrator*  
*administrator name does not have*  
*adequate authority over node node name.*

**Explanation:** The specified administrator does not have the proper authority necessary to perform this operation on the specified node.

**System action:** The server does not perform the query.

**User response:** Issue the command from a properly authorized administrator ID, or contact the system administrator to have additional authority granted to the current administrator ID.

---

**ANR0554E** *command name: The parameter name*  
**parameter is only valid if the**  
**TOSERVER parameter is specified.**

**Explanation:** The command failed because the TOSERVER parameter was not specified.

**System action:** The command fails and server operation continues.

**User response:** Reissue the command and specify the TOSERVER parameter.

---

**ANR0555E** *command name: The parameter name*  
**parameter cannot be specified when the**  
**TOSERVER parameter is specified.**

**Explanation:** The command failed because the TOSERVER parameter was not specified.

**System action:** The command fails and server operation continues.

**User response:** Reissue the command and omit the TOSERVER parameter.

---

**ANR0556E** *command name: DATES=RELATIVE*  
**parameter value cannot be specified**  
**when merging imported files using the**  
**MERGE=YES parameter value.**

**Explanation:** When importing files and merging them into existing file spaces, the DATES=RELATIVE parameter value cannot be specified.

**System action:** The command fails and server operation continues.

**User response:** Reissue the command and omit the DATES=RELATIVE parameter.

---

**ANR0557I** *Import command: An invalid export*  
**record (version version, copy type copy**  
**type, object type object type) was found.**

**Explanation:** An invalid import record was found for the specified version, copy type and object type. The object will be skipped, and import processing will continue.

**System action:** Server operation continues.

**User response:** Issue QUERY ACTLOG to determine the source of the error.

---

**ANR0558W** **Import processing did not create a**  
**proxynode association for nodes**  
*node\_id\_target and node\_id\_agent.*

**Explanation:** Import processing did not create a proxynode association between the two nodes. The association fails if either of the nodes does not exist on the server, or if import processing was not allowed to complete.

**System action:** The server does not create the specified proxynode association.

**User response:** Verify that both nodes were imported properly and issue the import command again. Or, use the GRANT PROXYNODE command to manually create the proxynode association.

---

**ANR0559E** **Too many domains are specified on the**  
**EXPORT NODE command.**

**Explanation:** The maximum length of the domain list cannot exceed approximately 1400 characters.

**System action:** The EXPORT command is ended.

**User response:** If you specified DOMAIN=\* on the command, issue the command again without specifying the domain to let it default to all domains. If you specified a domain list, then split up the EXPORT into multiple export commands to reduce the number of domains specified on the command.

---

**ANR0560E** *Import command: Unable to decrypt*  
**encrypted password or key.**

**Explanation:** The server is not able to decrypt the password associated with a node or administrator, or the client encryption key associated with an object being imported. The password or key was encrypted with the AES encryption standard, but the server does not support AES.

**System action:** The object is not imported.

**User response:** Rerun the export command, specifying the ENCrptionstrength=DES option. Or, rerun the

import on a server that supports AES.

---

**ANR0561E** *Export command: Process aborted - sign on to server, target server name, failed.*

**Explanation:** The server export process encountered an error in establishing a communication session with the target server.

**System action:** The export process ends and server operation continues.

**User response:** Check the activity log and server console for messages that indicate a failure or problem on the server issuing this command and on the target server. Next, check the server definition, administrator name, and password on both the server issuing the command and the server specified. Also, check the communication connection between the two servers. And finally, verify that the target server specified is running. If the problem is not resolved, contact your service representative.

---

**ANR0562I** *Export command: Data transfer complete, deleting temporary data.*

**Explanation:** The server export process has completed writing data to the target media or server. Temporary data used during the operation is now being deleted from the database.

**System action:** The export process continues until all temporary data is removed.

**User response:** None.

---

**ANR0563W** *NDMP restore failed for node node name, file space filespace.*

**Explanation:** The server ends a restore operation for the specified NAS node because an error has been encountered on the server. Some common reasons for the error are:

- The input volume is unavailable
- The storage pool is unavailable
- Data is corrupted on the input volume
- Hardware or media failure has occurred
- The server database is corrupted

**System action:** The server ends the restore operation.

**User response:** Examine any prior error messages to determine the source of the error. Use the QUERY ACTLOG command to view the activity log and search for messages if needed. Correct any problem and try the restore again. If the data is also backed up in a copy storage pool, the retry operation will attempt to read the file from the alternate location. If retry of the restore operation continues to fail contact your service representative.

---

**ANR0564E** *Restartable restore request failed for session session number, restartable restore session restore session number - sessions are active from the original restore.*

**Explanation:** A client attempted to restart a restartable no query restore session; However, sessions from the original no query restore invocation are still active. Both the current and restartable restore session numbers are shown.

**System action:** The restartable restore request is ended and server operation continues. The restore's restartability status does not change.

**User response:** Check the status of the original restore. The QUERY RESTORE command can be used to show the status of restartable restores. The restartable restore session number is the one for which sessions were found to be running. Sessions may be active on either the server or a storage agent. Restartable restores may be cancelled by issuing the CANCEL RESTORE command, after which the restore may be retried. Once CANCEL RESTORE is issued for a restore session, it is not eligible to be restarted.

---

**ANR0565W** *Retrieve or restore failed for session session number for node node name (client platform). The storage volume volume name is inaccessible.*

**Explanation:** The server ends a client retrieval or restore operation for the specified session because a needed storage pool volume has been varied offline.

**System action:** The server ends the specified session and server operation continues.

**User response:** Use the VARY ONLINE command to vary offline storage volumes online, and make them available to client nodes for file storage.

---

**ANR0566W** *Retrieve or restore failed for session session number for node node name (client platform) - file was deleted from data storage during retrieval.*

**Explanation:** The server ends a file retrieval operation for the specified session because the file has been deleted from data storage by another process before retrieval is complete.

**System action:** The server ends the specified session and continues operation.

**User response:** Contact your administrator to find out if DELETE FILESPACE, DELETE VOLUME, or inventory expiration processes are running; these processes can delete data storage files during retrieval. Reissue the restore or retrieve operation and specify a different file version.

---

**ANR0567W** Retrieve or restored failed for session *session number* for node *node name (client platform)* - insufficient mount points available to satisfy the request.

**Explanation:** The server was unable to allocate sufficient mount points to process the retrieve or restore operation.

**System action:** The operation is ended and server operation continues.

**User response:** If necessary, make more mount points available.

---

**ANR0568W** Session *session number* for admin *admin name (client platform)* terminated - connection with client severed.

**Explanation:** The specified admin session is ended because the communications link has been closed by a network error or by the client program.

**System action:** Server operation continues.

**User response:** If a user breaks out of a client program, this message will be displayed on the server as the connection is suddenly closed by the client. A network failure can also cause this message to be displayed. If a large number of these messages occur simultaneously, check the network for failure and correct any problems.

---

**ANR0569I** Object not processed for node *node name*: *type=type, file space=filespace name, object=object name*.

**Explanation:** An error occurred. The object for *node name*, identified by *type*, *file space* and *object name* was not processed.

**System action:** Server action is defined by the error that occurred.

**User response:** Issue QUERY ACTLOG to determine the source of the error.

---

**ANR0570E** Export command: Invalid value for DURUNITS parameter detected while exporting administrative schedule *schedule name* - default or existing value is used during import.

**Explanation:** During processing of command *export command*, an invalid value is encountered for the DURUNITS parameter for administrative schedule *schedule name*.

**System action:** Export processing continues, but the exported data contains an unknown DURUNITS value for this schedule. If this data is imported, the server uses the default or existing DURUNITS value.

**User response:** Update the DURUNITS value for this

schedule and restart the export command. Alternatively, the export data with the unknown value can be used, and the DURUNITS value can be checked and updated after import processing has been performed.

---

**ANR0571E** Export command: Invalid value for PERUNITS parameter detected while exporting administrative schedule *schedule name* - default or existing value is used during import.

**Explanation:** During processing of command *export command*, an invalid value is encountered for the PERUNITS parameter for administrative schedule *schedule name*.

**System action:** Export processing continues, but the exported data will contain an unknown PERUNITS value for this schedule. If this data is imported, the server uses the default or existing PERUNITS value.

**User response:** Update the PERUNITS value for this schedule and restart the export command. Alternatively, use the export data with the unknown value, and check and update the PERUNITS value after import processing has been performed.

---

**ANR0572E** Export command: Invalid value for DAYOFWEEK parameter detected while exporting administrative schedule *schedule name* - default or existing value is used during import.

**Explanation:** During processing of command *export command*, an invalid value is encountered for the DAYOFWEEK parameter for administrative schedule *schedule name*.

**System action:** Export processing continues, but the exported data contains an unknown DAYOFWEEK value for this schedule. If this data is imported, the server uses the default or existing DAYOFWEEK value.

**User response:** Update the DAYOFWEEK value for this schedule and restart the export command. Alternatively, use the export data with the unknown value, and check and update the DAYOFWEEK value after import processing has been performed.

---

**ANR0573I** Export/import command: Processing administrative schedule *schedule name*.

**Explanation:** The background export or import process to service the command *export/import command* is currently processing the schedule definition information for administrative schedule *schedule name*.

**System action:** Export or import processing for the command continues.

**User response:** None.

---

---

**ANR0574E** *Import command: Invalid value for DURUNITS or PERUNITS parameter in exported data for administrative schedule `schedule name`.*

**Explanation:** During preview processing of command *import command*, an invalid value is encountered for the DURUNITS or PERUNITS parameter for administrative schedule *schedule name*.

**System action:** Processing of the command continues. If a later command is issued that causes the data to be imported, the default or existing values are used for DURATION, DURUNITS, PERIOD, and PERUNITS.

**User response:** If the data is imported with a later command, verify that the correct values for DURATION, DURUNITS, PERIOD, and PERUNITS are used for this schedule.

---

**ANR0575E** *Import command: Invalid value for DAYOFWEEK parameter in exported data for administrative schedule `schedule name`.*

**Explanation:** During preview processing of command *import command*, an invalid value is encountered for the DAYOFWEEK parameter for administrative schedule *schedule name*.

**System action:** Processing of the command continues. If a later command is issued that causes the data to be imported, the default or existing DAYOFWEEK value is used.

**User response:** If the data is imported with a later command, verify that the correct DAYOFWEEK value is used for this schedule.

---

**ANR0576E** *Import command: Invalid value for DURUNITS or PERUNITS parameter in exported data - administrative schedule `schedule name` defined with default values for DURATION, DURUNITS, PERIOD, and PERUNITS.*

**Explanation:** During processing of command *import command*, an invalid value is encountered for the DURUNITS or PERUNITS parameter for administrative schedule *schedule name*.

**System action:** Processing of the command continues, by using the default values for DURATION, DURUNITS, PERIOD, and PERUNITS.

**User response:** Verify that the correct values have been used for DURATION, DURUNITS, PERIOD, and PERUNITS. Update these values, if necessary.

---

**ANR0577E** *Import command: Invalid value for DAYOFWEEK parameter in exported data - administrative schedule `schedule name` defined with default DAYOFWEEK value.*

**Explanation:** During processing of command *import command*, an invalid value is encountered for the DAYOFWEEK parameter for administrative schedule *schedule name*.

**System action:** Processing of the command continues, by using the default DAYOFWEEK value for this schedule.

**User response:** Verify that the correct DAYOFWEEK value has been used for this schedule. Update this value, if necessary.

---

**ANR0578E** *Import command: Invalid value for DURUNITS or PERUNITS parameter in exported data - existing values for DURATION, DURUNITS PERIOD, and PERUNITS for administrative schedule `schedule name` were not updated.*

**Explanation:** During processing of command *import command*, an invalid value is encountered for the DURUNITS or PERUNITS parameter for administrative schedule *schedule name*.

**System action:** Processing of the command continues, by using the existing values for DURATION, DURUNITS, PERIOD, and PERUNITS.

**User response:** Verify that the correct values have been used for DURATION, DURUNITS, PERIOD, and PERUNITS. Update these values, if necessary.

---

**ANR0579E** *Import command: Invalid value for DAYOFWEEK parameter in exported data - existing DAYOFWEEK value for administrative schedule `schedule name` was not updated.*

**Explanation:** During processing of command *import command*, an invalid value is encountered for the DAYOFWEEK parameter for administrative schedule *schedule name*.

**System action:** Processing of the command continues, by using the existing DAYOFWEEK value for this schedule.

**User response:** Verify that the correct DAYOFWEEK value has been used for this schedule. Update this value, if necessary.

---

**ANR0580E** *Export command: Invalid value for SPACEMGTECHNIQUE parameter detected while exporting management class `management class name` in domain `domain name`, set policy `set name` - default*

or existing value is used during import.

**Explanation:** During processing of command *export command*, an invalid value is encountered for the SPACEMGTECHNIQUE parameter for management class *management class name* in domain *domain name*, policy set *policy set name*.

**System action:** Export processing continues, but the exported data contains an unknown SPACEMGTECHNIQUE value for this management class. If this data is imported, the default or existing SPACEMGTECHNIQUE value is used.

**User response:** Update the SPACEMGTECHNIQUE value for this copy group and restart the export. Alternatively, use the export data with the unknown value, and check and update the SPACEMGTECHNIQUE value after import processing has been performed.

---

**ANR0581E** *Export command: Invalid value for MIGREQUIRESBKUP parameter detected while exporting management class *management class name* in domain *domain name*, set *policy set name* - default or existing value is used during import.*

**Explanation:** During processing of command *export command*, an invalid value is encountered for the MIGREQUIRESBKUP parameter for management class *management class name* in domain *domain name*, policy set *policy set name*.

**System action:** Export processing continues, but the exported data contains an unknown value for this management class. If this data is imported, the default or existing MIGREQUIRESBKUP value is used.

**User response:** Update the MIGREQUIRESBKUP value for this copy group and restart the export. Alternatively, use the export data with the unknown value, and check and update the MIGREQUIRESBKUP value after import processing has been performed.

---

**ANR0582E** *Import command: Invalid value for SPACEMGTECHNIQUE parameter in exported data for management class *management class name* in domain *domain name*, set *policy set name*.*

**Explanation:** During preview processing of command *import command*, an invalid value is encountered for the SPACEMGTECHNIQUE parameter for management class *management class name*, in policy domain *domain name*, policy set *policy set name*.

**System action:** Processing of the command continues. If a later command is issued that causes the data to be imported, the default or existing SPACEMGTECHNIQUE value is used.

**User response:** None. If the data is imported with a later command, verify that the correct

SPACEMGTECHNIQUE value is used for this management class.

---

**ANR0583E** *Import command: Invalid value for SPACEMGTECHNIQUE parameter in exported data - management class *management class name* in domain *domain name*, set *policy set name* defined with default SPACEMGTECHNIQUE value.*

**Explanation:** During processing of command *import command*, an invalid value is encountered for the SPACEMGTECHNIQUE parameter for management class *management class name*, in policy domain *domain name*, policy set *policy set name*.

**System action:** Processing of the command continues, by using the default SPACEMGTECHNIQUE value for this management class.

**User response:** Verify that the correct SPACEMGTECHNIQUE value has been used for this management class. Update this value, if necessary.

---

**ANR0584E** *Import command: Invalid value for SPACEMGTECHNIQUE parameter in exported data - SPACEMGTECHNIQUE value for management class *management class name* in domain *domain name*, set *policy set name* was not updated.*

**Explanation:** During processing of command *import command*, an invalid value is encountered for the SPACEMGTECHNIQUE parameter for management class *management class name*, in policy domain *domain name*, policy set *policy set name*.

**System action:** Processing of the command continues, by using the existing SPACEMGTECHNIQUE value for this management class.

**User response:** Verify that the correct SPACEMGTECHNIQUE value has been used for this management class. Update this value, if necessary.

---

**ANR0585E** *Import command: Invalid value for MIGREQUIRESBKUP parameter in exported data for management class *management class name* in domain *domain name*, set *policy set name*.*

**Explanation:** During preview processing of command *import command*, an invalid value is encountered for the MIGREQUIRESBKUP parameter for management class *management class name*, in policy domain *domain name*, policy set *policy set name*.

**System action:** Processing of the command continues. If a later command causes the data to be imported, the default or existing MIGREQUIRESBKUP value is used.

**User response:** None. If the data is imported with a later command, verify that the correct

MIGREQUIRESBKUP value is used for this management class.

---

**ANR0586E** *Import command: Invalid value for MIGREQUIRESBKUP parameter in exported data - management class management class name in domain domain name, set policy set name defined with default MIGREQUIRESBKUP value.*

**Explanation:** During processing of command *import command*, an invalid value is encountered for the MIGREQUIRESBKUP parameter for management class *management class name*, in policy domain *domain name*, policy set *policy set name*.

**System action:** Processing of the command continues, by using the default MIGREQUIRESBKUP value for this management class.

**User response:** Verify that the correct MIGREQUIRESBKUP value has been used for this management class. Update this value, if necessary.

---

**ANR0587E** *Import command: Invalid value for MIGREQUIRESBKUP parameter in exported data - MIGREQUIRESBKUP value for management class management class name in domain domain name, set policy set name was not updated.*

**Explanation:** During processing of command *import command*, an invalid value is encountered for the MIGREQUIRESBKUP parameter.

**System action:** Processing of the command continues, by using the existing MIGREQUIRESBKUP value for this management class.

**User response:** Verify that the correct MIGREQUIRESBKUP parameter has been used for this management class. Update this value, if necessary.

---

**ANR0588E** *Import command: Server is down-level compared to export data version version number.*

**Explanation:** An attempt is made to import data to a down-level server. The server on which the import is performed must be at the same or later level than the server from which the data was exported.

**System action:** The import process ends and server operation continues.

**User response:** Import to a server that is at the same or later level than the server from which the export was performed.

---

**ANR0589E** *Import command: Preview processing terminated abnormally - server is down-level.*

**Explanation:** Processing for the command *import command* in preview mode ends when it is determined that the server is down-level compared to the export data.

**System action:** Import processing ends and server operation continues.

**User response:** Import to a server that is at the same or later level than the server from which the export was performed.

---

**ANR0590E** *Import command: Processing terminated abnormally - server is down-level.*

**Explanation:** Processing for the command *import command* ends when it is determined that the server is down-level compared to the export data.

**System action:** Import processing ends and server operation continues.

**User response:** Import to a server that is at the same or later level than the server from which the export was performed.

---

**ANR0592E** *Export/import command: Invalid value for table of contents parameter - parameter value.*

**Explanation:** The value (*parameter value*) specified for the table of contents (TOC) parameter in command *export/import command* is not a valid value for this parameter.

**System action:** The command fails and server operation continues.

**User response:** Reissue the command and specify a valid TOC parameter.

---

**ANR0593E** *Export/import command: Invalid value for NOSPAN parameter - parameter value.*

**Explanation:** The value (*parameter value*) specified for the NOSPAN parameter in command *export/import command* is not a valid value for this parameter.

**System action:** The command fails and server operation continues.

**User response:** Reissue the command and specify a valid NOSPAN parameter.

---

**ANR0594E** *device class: NOSPAN parameter can only be used with a 3590 device class.*

**Explanation:** The device class specified must be a 3590 device class when NOSPAN is set to True.

**System action:** The command fails and server operation continues.

**User response:** Reissue the command and specify a valid NOSPAN/Device Class parameter.

**ANR0595W** The server deleted *object count* objects that were part of incomplete groups.

**Explanation:** After importing data that was exported from another server, the server deletes any objects that are part of incomplete groups. Incomplete groups may be a result of importing from media written by an export operation that failed. Incomplete groups may also be a result of a failed import operation.

**System action:** Server operation continues.

**User response:** Ensure that the export and import operations run to completion. If any errors are observed, correct them and run again the export or import or both, as needed.

**ANR0596W** Space-managed object *object name* for client node *node name*, *filesystem* *filesystem name* already exists on the server - it will be skipped.

**Explanation:** While attempting to import a space-managed object, the server discovers that the object already exists. The space-managed object is skipped.

**System action:** Server operation continues.

**User response:** None.

**ANR0597W** **IMPORT:** Space management attributes in management class *management class name* for domain *domain name* is not defined - default management class will be used.

**Explanation:** During import processing, the server finds that the space management attributes for a space-managed file being imported does not exist in the active policy set for the domain to which the node is assigned.

**System action:** The default management class for the node's policy domain is bound to the space-managed file and import processing continues.

**User response:** If you want to define the missing management class, an authorized administrator may cancel the import operation, define the missing space management attributes or management class for the domain, and process the import operation again.

**ANR0598W** **IMPORT:** Space management attributes not found for default management class in domain *domain name* - space managed files bound to management class *management class name* in this domain cannot be imported.

**Explanation:** During import processing, the server finds that a management class bound to a space-managed file being imported does not exist in the active policy set for the domain to which the node is assigned. When trying to rebind the space-managed file to the default management class for the domain, the server finds that the space-managed attributes are not defined for the default management class.

**System action:** The file is not imported; import processing continues.

**User response:** If you want to define the missing copy group, an authorized administrator may cancel the import operation, define the missing space management attributes or management class for the domain, and process the import operation again.

**ANR0599E** *Export/import command:* Invalid volume name *volume name* specified for device class *device class name*.

**Explanation:** One of the volume names specified in the VOLUMENAMES parameter for an import or export command is not a valid volume name for the device class specified in the DEVCLASS parameter.

**System action:** The export or import command fails.

**User response:** Specify volume names in the VOLUMENAMES parameter that are valid for the device class specified in the DEVCLASS parameter.

**ANR0600I** *Export command:* No matching policy domains found for exporting.

**Explanation:** The background export process does not find any policy domains that match the specification entered in the *export command*.

**System action:** The export process continues and no policy domains are exported from the server.

**User response:** None.

**ANR0601I** *Export command:* No policy sets found in policy domain *domain name* for exporting.

**Explanation:** The background export process does not find any policy sets defined in domains matching *domain name*.

**System action:** The export process continues and no policy sets are exported from the domain.

**User response:** None.

---

**ANR0602I**    *Export command: No management classes were found in policy domain **domain name** for exporting.*

**Explanation:** The background export process does not find any management classes defined in policy domains matching *domain name*.

**System action:** The export process continues and no management classes are exported from the domain.

**User response:** None.

---

**ANR0603I**    *Export command: No copy groups were found in policy domain **domain name** for exporting.*

**Explanation:** The background export process does not find any copy groups defined in policy domains matching *domain name*.

**System action:** The export process continues and no copy groups are exported from the domain.

**User response:** None.

---

**ANR0604I**    *Export command: No schedules were found in policy domain **domain name** for exporting.*

**Explanation:** The background export process does not find any schedules defined for policy domains matching *domain name*.

**System action:** The export process continues and no schedules are exported for the domain.

**User response:** None.

---

**ANR0605I**    *Export command: No schedule associations were found in policy domain **domain name** for exporting.*

**Explanation:** The background export process does not find any schedule node associations defined for policy domains matching *domain name*.

**System action:** The export process continues and no schedule associations are exported for the domain.

**User response:** None.

---

**ANR0606I**    *Export command: No node definitions were found for exporting.*

**Explanation:** The background export process does not find any node definitions to export as specified in the command *export command*.

**System action:** The export process continues.

**User response:** None.

---



---

**ANR0607I**    *Export command: No administrator definitions were found for exporting.*

**Explanation:** The background export process does not find any administrator definitions to export as specified in the command *export command*.

**System action:** The export process continues.

**User response:** None.

---

**ANR0608E**    *Command: Command failed - see previous error messages or view the activity log.*

**Explanation:** The indicated import command has failed. This message is always preceded by one or more other error messages which provide more detail about why the command failed.

**System action:** The operation fails.

**User response:** Examine the previous error messages to determine the source of the error. Use the QUERY ACTLOG command to view the activity log and search for messages if needed. Correct the problem and try the command again.

---

**ANR0609I**    *Command started as process **process ID**.*

**Explanation:** A background process has been started to service the command *command*. The background process is defined as process *process ID*.

**System action:** Server operation continues.

**User response:** To query the progress of the background process, use the QUERY PROCESS command. To cancel the background process, use the CANCEL PROCESS command. Use the *process ID* number to specify this specific process.

---

**ANR0610I**    *Command started by administrator name as process **process ID**.*

**Explanation:** A background process has started to service the command *command* entered by administrator *administrator name*. The background process is defined as process *process ID*.

**System action:** Server operation continues.

**User response:** To query the progress of the background process, use the QUERY PROCESS command. To cancel the background process, use the CANCEL PROCESS command. Use the *process ID* number to specify this specific process.

---

**ANR0611I**    *Command started by administrator name as process **process ID** has ended.*

**Explanation:** The background process to service the command *command* by administrator *administrator name* has completed processing.



**System action:** The specified process ends, and server operation continues.

**User response:** None.

**ANR0612I** *Import command: Reading EXPORT SERVER data from server server name exported export date export time.*

**Explanation:** The background import process to service the command *import command* is importing information exported from server *server name* with the EXPORT SERVER command on *export date* at *export time*.

**System action:** Import processing continues.

**User response:** None.

**ANR0613I** *Import command: Reading EXPORT POLICY data from server server name exported export date export time.*

**Explanation:** The background import process to service the command *import command* is importing information exported from server *server name* with the EXPORT POLICY command on *export date* at *export time*.

**System action:** Import processing continues.

**User response:** None.

**ANR0614I** *Import command: Reading EXPORT ADMIN data from server server name exported export date export time.*

**Explanation:** The background import process to service the command *import command* is importing information exported from server *server name* with the EXPORT ADMIN command on *export date* at *export time*.

**System action:** Import processing continues.

**User response:** None.

**ANR0615I** *Import command: Reading EXPORT NODE data from server server name exported export date export time.*

**Explanation:** The background import process to service the command *import command* is importing information exported from server *server name* with the EXPORT NODE command on *export date* at *export time*.

**System action:** Import processing continues.

**User response:** None.

**ANR0616I** *Export/import command: Preview processing completed successfully.*

**Explanation:** The background export or import process to service the command *export/import command* in preview (Preview=Yes) mode has completed successfully.

**System action:** Export or import processing for the command completes. Statistics on the projected number and type of objects moved, together with the projected total number of bytes copied, are displayed on the server console following this message.

**User response:** None.

**ANR0617I** *Export/import command: Processing completed with status status.*

**Explanation:** The background export or import process to service the command *export/import command* has completed with status *status*. If the status is INCOMPLETE, some files have been skipped due to errors reading or writing the file.

**System action:** Export or import processing for the command completes. Statistics on the number and type of objects moved, together with the total number of bytes copied, are displayed on the server console following this message. A summary of the number of files that were skipped is also displayed.

**User response:** None.

**ANR0618I** *Export/import command: Preview processing canceled before completion.*

**Explanation:** The background export or import process to service the command *export/import command* in preview (Preview=Yes) mode has been canceled with the CANCEL PROCESS command.

**System action:** Export or import processing for the command ends. Statistics on the projected number and type of objects moved, together with the projected total number of bytes copied, are displayed on the server console following this message.

**User response:** None.

**ANR0619I** *Command: Processing canceled before completion.*

**Explanation:** The background process to service the command *command* has been canceled with the CANCEL PROCESS command.

**System action:** Processing for the command *command* ends. Statistics on the number and type of objects moved, together with the total number of bytes copied, are displayed on the server console following this message.

**User response:** None.

---

**ANR0620I**    *Export/import command: Copied number domain(s).*

**Explanation:** The background export or import process to service the command *export/import command* copies *number* policy domain definitions from the server database to export media or from export media into the server database. Data is not actually moved if Preview=Yes is specified in the command *export/import command*.

**System action:** Export or import processing for the command completes. Server operation continues.

**User response:** None.

---

**ANR0621I**    *Export/import command: Copied number policy sets.*

**Explanation:** The background export or import process to service the command *export/import command* copies *number* policy set definitions from the server database to export media or from export media into the server database. Data is not actually moved if Preview=Yes is specified in the command *export/import command*.

**System action:** Export or import processing for the command completes. Server operation continues.

**User response:** None.

---

**ANR0622I**    *Export/import command: Copied number management classes.*

**Explanation:** The background export or import process to service the command *export/import command* copies *number* management class definitions from the server database to export media or from export media into the server database. Data is not moved if Preview=Yes is specified in the command *export/import command*.

**System action:** Export or import processing for the command completes. Server operation continues.

**User response:** None.

---

**ANR0623I**    *Export/import command: Copied number copy groups.*

**Explanation:** The background export or import process to service the command *export/import command* copies *number* copy group definitions from either the server database to export media or from export media into the server database. Data is not moved if Preview=Yes is specified in the command *export/import command*.

**System action:** Export or import processing for the command completes. Server operation continues.

**User response:** None.

---

**ANR0624I**    *Export/import command: Copied number schedules.*

**Explanation:** The background export or import process to service the command *export/import command* copies *number* schedule definitions from either the server database to export media or from export media into the server database. Data is not moved if Preview=Yes is specified in the command *export/import command*.

**System action:** Export or import processing for the command completes. Server operation continues.

**User response:** None.

---

**ANR0625I**    *Export/import command: Copied number administrators.*

**Explanation:** The background export or import process to service the command *export/import command* copies *number* administrator definitions from either the server database to export media or from export media into the server database. Data is not moved if Preview=Yes is specified in the command *export/import command*.

**System action:** Export or import processing for the command completes. Server operation continues.

**User response:** None.

---

**ANR0626I**    *Export/import command: Copied number node definitions.*

**Explanation:** The background export or import process to service the command *export/import command* copies *number* client node definitions from the server database to export media or from export media into the server database. Data is not moved if Preview=Yes is specified in the command *export/import command*.

**System action:** Export or import processing for the command completes. Server operation continues.

**User response:** None.

---

**ANR0627I**    *Export/import command: Copied filespace number file spaces archive number archive files, backup number backup files, and spacemg number space managed files.*

**Explanation:** The background export or import process to service the command *export/import command* copies *filespace number* client file space definitions, *archive number* archive file copies, *backup number* backup file copies, and *spacemg number* space-managed files from either the server database to export media or from import media into the server database. Data is not actually moved if Preview=Yes is specified in the command *export/import command*.

**System action:** Export or import processing for the command completes. Server operation continues.

**User response:** None.

---

**ANR0629I** *Export/import command: Copied number bytes of data.*

**Explanation:** The background export or import process to service the command *export/import command* copies *number* bytes of data from the server database and data storage to the export media or from the export media to the server database and data storage. Data is not moved if Preview=Yes is specified in the command *export/import command*. This figure can be used during export preview processing to estimate the number of removable media volumes needed to hold the exported information from the server.

**System action:** Export or import processing for the command completes. Server operation continues.

**User response:** None.

---

**ANR0630I** *Export/import command: Copied number kilobytes of data.*

**Explanation:** The background export or import process to service the command *export/import command* copies *number* kilobytes of data from the server database and data storage to the export media or from the export media to the server database and data storage. This figure can be used during export preview processing to estimate the number of removable media volumes needed to hold the exported information from the server.

**System action:** Export or import processing for the command completes. Server operation continues.

**User response:** None.

---

**ANR0631I** *Export/import command: Copied number megabytes of data.*

**Explanation:** The background export or import process to service the command *export/import command* copies *number* megabytes of data from the server database and data storage to the export media or from the export media to the server database and data storage. This figure can be used during export preview processing to estimate the number of removable media volumes needed to hold the exported information from the server.

**System action:** Export or import processing for the command completes. Server operation continues.

**User response:** None.

---

**ANR0632I** *Export/import command: Copied number gigabytes of data.*

**Explanation:** The background export or import process to service the command *export/import command* copies *number* gigabytes of data from the server

database and data storage to the export media or from the export media to the server database and data storage. This figure can be used during export preview processing to estimate the number of removable media volumes needed to hold the exported information from the server.

**System action:** Export or import processing for the command completes. Server operation continues.

**User response:** None.

---

**ANR0633I** *Export/import command: Copied number terabytes of data.*

**Explanation:** The background export or import process to service the command *export/import command* copies *number* terabytes of data from the server database and data storage to the export media or from the export media to the server database and data storage. This figure can be used during export preview processing to estimate the number of removable media volumes needed to hold the exported information from the server.

**System action:** Export or import processing for the command completes. Server operation continues.

**User response:** None.

---

**ANR0634I** *Export/import command: Detected number errors.*

**Explanation:** The background export or import process to service the command *export/import command* detects *number* errors while copying information from the server database and data storage to the export media or from the export media to the server database and data storage.

**System action:** Export or import processing for the command completes. Server operation continues.

**User response:** Examine the server messages issued prior to this message to view the error. Use the QUERY ACTLOG command to view the activity log and search for messages.

---

**ANR0635I** *Export/import command: Processing node node name in domain domain name.*

**Explanation:** The background export or import process to service the command *export/import command* is currently processing the client node definition information for node *node name*. The node will be imported to domain *domain name*.

**System action:** Export or import processing for the command continues.

**User response:** None.

---

**ANR0636I** *Import command: Processing file space  
filespace name for node node name as file  
space new filespace name.*

**Explanation:** The background import process to service the command *import command* is currently processing the client file space definition information for file space *filespace name* belonging to client node *node name*. The file space is imported under the name *new filespace name*. During import processing, file spaces defined for clients are not replaced, and file copy information in the file spaces are imported to new file space names so that client file copies are not mixed with existing definitions. Import processing can then create file spaces with names generated by the import processor for client nodes that existed prior to the import operation.

**System action:** Import processing for the command continues.

**User response:** None; however, clients may want to examine the contents of the file space with the name *new filespace name* so that they know where certain file copies are kept.

---

**ANR0637I** *Export/import command: Processing file  
space filespace name for node node name  
fsId filespace id.*

**Explanation:** The background export or import process to service the command *export/import command* is currently processing client node file space information for file space *filespace name* belonging to client node *node name*.

**System action:** Export or import processing for the command continues.

**User response:** None.

---

**ANR0638I** *Export/import command: Processing  
administrator administrator name.*

**Explanation:** The background export or import process to service the command *export/import command* is currently processing the administrator definition information for administrator *administrator name*.

**System action:** Export or import processing for the command continues.

**User response:** None.

---

**ANR0639I** *Export/import command: Processing  
domain domain name.*

**Explanation:** The background export or import process to service the command *export/import command* is currently processing the policy domain definition information for domain *domain name*.

**System action:** Export or import processing for the command continues.

**User response:** None.

---

**ANR0640I** *Export/import command: Processing policy  
set set name in policy domain domain  
name.*

**Explanation:** The background export or import process to service the command *export/import command* is currently processing the policy set definition information for policy set *set name* belonging to policy domain *domain name*.

**System action:** Export or import processing for the command continues.

**User response:** None.

---

**ANR0641I** *Export/import command: Processing  
management class class name in domain  
domain name, set set name.*

**Explanation:** The background export or import process to service the command *export/import command* is currently processing the management class definition information for management class *class name* belonging to policy set *set name* in policy domain *domain name*.

**System action:** Export or import processing for the command continues.

**User response:** None.

---

**ANR0642I** *Export/import command: Processing  
backup copy group in domain domain  
name, set set name, management class  
class name.*

**Explanation:** The background export or import process to service the command *export/import command* is currently processing the backup copy group definition information for management class *class name* belonging to policy set *set name* in policy domain *domain name*.

**System action:** Export or import processing for the command continues.

**User response:** None.

---

**ANR0643I** *Export/import command: Processing  
archive copy group in domain domain  
name, set set name, management class  
class name.*

**Explanation:** The background export process to service the command *export/import command* is currently processing the archive copy group definition information for management class *class name* belonging to policy set *set name* in policy domain *domain name*.

**System action:** Export processing for the command continues.

**User response:** None.

---

**ANR0644I** *Export command: Processing copy group of unknown type in domain domain name, set set name, management class class name.*

**Explanation:** The background export or import process to service the command *export command* is currently processing copy group definition information for management class *class name* belonging to policy set *set name* in policy domain *domain name*. The type of copy group being processed is unknown.

**System action:** Export or import processing for the command continues. The import or export process assumes that the copy group is a backup copy group.

**User response:** After policy definitions are imported, use the QUERY MGMTCLASS and QUERY COPYGROUP commands to query the server definitions for management class *class name* to ensure that the copy groups defined have the desired attributes and types. Alternatively, the copy group can be deleted and defined with the correct type, and then the export command can be issued again.

---

**ANR0645I** *Export/import command: Processing schedule schedule name in domain domain name.*

**Explanation:** The background export or import process to service the command *export/import command* is currently processing the schedule definition information for schedule *schedule name* belonging to policy domain *domain name*.

**System action:** Export or import processing for the command continues.

**User response:** None.

---

**ANR0646I** *Export/import command: message*

**Explanation:** The background export or import process to service the command *export/import command* has received the message *message* from the server.

**System action:** Export or import processing for the command continues, but errors may have been encountered.

**User response:** Examine the documentation for the message *message* and resolve the problem reported.

---

**ANR0647I** **Cancel in progress**

**Explanation:** The export or import operation has been canceled and will end when resources have been freed for the background process. This message may be displayed in response to a QUERY PROCESS command for an export or import operation.

**System action:** Server operation continues.

**User response:** None.

---

**ANR0648I** **Have copied the following:**

**Explanation:** The export or import operation has copied the number and types of objects displayed. This message may be displayed in response to a QUERY PROCESS command for an export or import operation.

**System action:** Server operation continues.

**User response:** None.

---

**ANR0649I** *Import command: Domain domain name does not exist - the system will attempt to import node node name to domain STANDARD.*

**Explanation:** The background import process to service the command *import command* is currently processing client node *node name*. This node was assigned to domain *domain name* at the time of export. However, domain *domain name* does not exist on the server to which the import is being performed.

**System action:** Import processing continues, but node *node name* will be assigned to domain STANDARD during import unless one of the following conditions exist:

- Preview=Yes
- Node *node name* is already registered and Replacedefs=No
- Domain STANDARD does not exist

**User response:** If Preview=Yes, consider defining domain *domain name* before nodes are actually imported. Otherwise, domain *domain name* can be created after the node is imported and the UPDATE NODE command can be used to assign the node to domain *domain name*.

---

**ANR0650W** **IMPORT: Archive copygroup copy group name in management class management class name for domain domain name is not defined, default management class will be used.**

**Explanation:** During import processing, the server finds that a management class or copy group bound to an archive file being imported does not exist in the active policy set for the domain to which the node is assigned.

**System action:** The default management class for the node's policy domain is bound to the archive file and import processing continues.

**User response:** If you want to define the missing management class, an authorized administrator may cancel the import operation, define the missing management class or copy group for the domain, and process the import operation again.

---

**ANR0651W** **IMPORT: Backup copygroup** *copy group name in management class management class name* **for domain** *domain name* **is not defined, default management class will be used.**

**Explanation:** During import processing, the server finds that a management class or copy group bound to a backup file being imported does not exist in the active policy set for the domain to which the node is assigned.

**System action:** The default management class for the node's policy domain is bound to the backup file copy and import processing continues.

**User response:** If you want to define the missing management class, an authorized administrator may cancel the import operation, define the missing management class or copy group for the domain, and process the import operation again.

---

**ANR0652W** **IMPORT: Archive copygroup not found for default management class in domain** *domain name* **- archive files bound to management class** *management class name* **in this domain cannot be imported.**

**Explanation:** During import processing, the server finds that a management class or copy group bound to an archive file being imported does not exist in the active policy set for the domain to which the node is assigned. When trying to rebind the archive file to the default management class for the domain, the server finds that an archive copy group is not defined for the default management class.

**System action:** The file is not imported; import processing continues.

**User response:** If you want to define the missing copy group, an authorized administrator may cancel the import operation, define the missing management class or copy group for the domain, and process the import operation again.

---

**ANR0653W** **IMPORT: Backup copygroup not found for default management class in domain** *domain name* **- backup files bound to management class** *management class name* **in this domain cannot be imported.**

**Explanation:** During import processing, the server finds that a management class or copy group bound to a backup file being imported does not exist in the active policy set for the domain to which the node is assigned. When trying to rebind the backup file to the default management class for the domain, the server finds that a backup copy group is not defined for the default management class.

**System action:** The file is not imported; import processing continues.

**User response:** If you want to define the missing copy group, an authorized administrator may cancel the import operation, define the missing management class or copy group for the domain, and process the import operation again.

---

**ANR0654I** **Restartable export command with export identifier** *exportID* **started as process** *process ID*.

**Explanation:** A background process was started to service the command *command*. The background process is defined as process *process ID*.

**System action:** Server operation continues.

**User response:** To query the progress of the background server-to-server export process, issue the QUERY PROCESS or QUERY EXPORT command. To suspend the process, issue the SUSPEND EXPORT command. To cancel the background process, issue the CANCEL PROCESS command. Use the *process ID* number to specify this specific process.

---

**ANR0655W** **Command: Retrieve or restore failed - file was deleted from data storage during retrieval.**

**Explanation:** The server ends a file retrieval operation for the specified command because the file has been deleted from data storage by another process before retrieval is complete.

**System action:** The server ends the command and continues operation.

**User response:** Contact your administrator to find out if DELETE FILESPACE, DELETE VOLUME, or inventory expiration processes are running; these processes can delete data storage files during retrieval. Reissue the command after these processes have been completed or canceled.

---

**ANR0656W** **Export/import command: Skipped** *archive number* **archive files, backup** *number* **backup files, and spacemg** *number* **space managed files.**

**Explanation:** The background export or import process to service the command *export/import command* skipped *archive number* archive file copies, *backup number* backup file copies, and *spacemg number* space-managed files from either the server database to export media or from import media into the server database. Data is not actually moved if Preview=Yes is specified in the command *export/import command*.

**System action:** Export or import processing for the command completes. Server operation continues.

**User response:** Check previous messages for the names of the files that were not exported or imported, and problem determination information.

---

**ANR0657W** *Export command:* **Invalid authorization rule type rule type encountered for file space filespace name fsId filespace id in node node name - both backup and archive will be assumed during import.**

**Explanation:** During import processing, the server encounters an invalid file space authorization rule type for the indicated file space and node.

**System action:** Server operation continues.

**User response:** After import processing is completed, ask the user of node *node name* to query the access rules and ensure that they are specified as desired. The user should correct any rules that grant access to objects that the user does not want others to access.

---

**ANR0658W** *Export command:* **The password for administrator administrator name could not be obtained. The value 'password value' will be assumed: The system administrator may wish to change this password after importing administrator administrator name.**

**Explanation:** During processing of command *export command*, the export processor cannot obtain the password for administrator *administrator name*. The value *password value* is assigned as the password for the administrator on the export media.

**System action:** Processing of the command continues.

**User response:** After the administrative definition has been imported to another server, an authorized administrator should use the UPDATE ADMIN command to set a password for the administrator *administrator name*.

---

**ANR0659W** *Export command:* **The password for node node name could not be obtained. The value 'password value' will be assumed: The system administrator may wish to change this password after importing node node name.**

**Explanation:** During processing of command *export command*, the export processor cannot obtain the password for client node *node name*. The value *password value* is assigned as the password for the client node on the export media.

**System action:** Processing of the command continues.

**User response:** After the client node definition has been imported to another server, an authorized administrator should use the UPDATE NODE command to set a password for the node *node name*.

---

**ANR0660E** *Command:* **Insufficient memory available in accessing data storage.**

**Explanation:** The server encounters a memory shortage in accessing data storage during command *command* operation.

**System action:** The command *command* operation ends and server operation continues.

**User response:** See the documentation for the operating system about how to increase memory for an application.

---

**ANR0661E** *Command:* **Internal error encountered in accessing data storage.**

**Explanation:** The server encounters an internal error in accessing data storage while processing command *command* operation.

**System action:** The command *command* operation is ended and server operation continues.

**User response:** Use the QUERY ACTLOG command to examine messages prior to this error to determine the cause of the data storage failure. If the failure can be found and resolved, reissue the command *command* operation. If the failure cannot be found, contact your service representative for assistance in resolving the problem.

---

**ANR0662E** *Command:* **Output error encountered in accessing data storage.**

**Explanation:** The command *command* operation ends because an error has been encountered by the server in writing to a device. Possible reasons include:

- I/O error writing to a device
- No storage space.
- Incompatible storage pool data format.

**System action:** The command *command* operation ends and server operation continues.

**User response:** Query the activity log to find messages preceding this one to determine the cause of the error. After the problem is corrected, the command can be retried.

---

**ANR0663E** *Command:* **Data transfer was interrupted in accessing data storage.**

**Explanation:** The database transaction associated with command *command* operation failed because data transfer to or from data storage was interrupted by an external event.

**System action:** The command *command* operation is ended and server operation continues.

**User response:** Examine the messages issued prior to this message to determine why the data transfer was

interrupted. Reissue the command *command* after the problem is resolved.

---

**ANR0664E** *Export/import command: Media not accessible in accessing data storage.*

**Explanation:** The server ends a transaction for an export or import operation because storage volumes are not available in the storage pools in which the client files are to be stored.

**System action:** The server ends the export or import operation and server operation continues.

**User response:** An authorized administrator can issue the DEFINE VOLUME command to add storage to one or more storage pools in the storage hierarchy. The VARY ONLINE command can be used to vary offline storage volumes online in the storage hierarchy to make them available for file storage.

---

**ANR0665W** *Import command: Transaction failed - storage pool *pool name* is not defined.*

**Explanation:** The server rolls back a database update transaction for an import operation because the destination specified for a management class copy group specifies the named storage pool, but that storage pool does not exist.

**System action:** The import operation is ended and server operation continues.

**User response:** An administrator with policy authority over the client policy domain must correct management class definitions so that copy group destinations refer to defined storage pools, or the specified storage pool must be created by an authorized administrator.

---

**ANR0666W** *Import command: Transaction failed - object excluded by size in storage pool *pool name* and all successor pools.*

**Explanation:** The server ends a database update transaction for an import operation because the size of an imported file is larger than that allowed in the storage pool specified in the bound management class copy group for the file. No successor storage pools to the one specified on the copy group can accept the large file.

**System action:** The import operation is ended and server operation continues.

**User response:** The maximum file size for one or more of the storage pools in the storage hierarchy can be increased to accommodate the file. An authorized administrator can increase the MAXSIZE parameter by issuing the UPDATE STGPOOL command. Alternatively, the appropriate copygroup definition can be updated so that a different destination storage pool is specified.

---

**ANR0667W** *Import command: Transaction failed - no space available in storage pool *pool name* and all successor pools.*

**Explanation:** The server ends an import operation because the storage pool specified in a management class copy group does not contain enough free space to hold the files being imported. Successor storage pools to the one specified on the copy group do not contain enough free space.

**System action:** The import operation is ended and server operation continues.

**User response:** An authorized administrator can issue the DEFINE VOLUME command to add storage to one or more storage pools in the storage hierarchy.

---

**ANR0668W** *Export/import command: Transaction failed - error on output storage device.*

**Explanation:** The server ends an export or import operation for the specified session because an I/O error has been encountered by the server in writing to a device.

**System action:** The server ends the export or import operation and server operation continues.

**User response:** Query the activity log to find messages preceding this one that specify the device that is failing. Storage pool volumes can be varied offline (by using the VARY OFFLINE command), or the server may need to be shut down by using the HALT command to correct the hardware problem. After the problem is corrected, the client may be able to try the operation again.

---

**ANR0669W** *Export/import command: Transaction failed - data transfer interrupted.*

**Explanation:** The database transaction associated with an export or import operation failed because data transfer to or from data storage was interrupted by an external event.

**System action:** The export or import operation is ended and server operation continues.

**User response:** Examine the messages issued prior to this message to determine why the data transfer was interrupted. Attempt the export/import operation again after problem is resolved.

---

**ANR0670W** *Export/import command: Transaction failed - storage media inaccessible.*

**Explanation:** The server ends a transaction for an export or import operation because storage volumes are not available in the storage pools in which the client files are to be stored.

**System action:** The server ends the export or import operation and server operation continues.



**User response:** An authorized administrator can issue the DEFINE VOLUME command to add storage to one or more storage pools in the storage hierarchy. The VARY ONLINE command can be used to vary offline storage volumes online in the storage hierarchy to make them available for file storage.

---

**ANR0671W** *Export/import command: Transaction failed - sufficient recovery log space is not available.*

**Explanation:** The server ends a database update transaction for an export or import operation because sufficient log space is not available on the server.

**System action:** The server ends the export or import operation and server operation continues.

**User response:** To increase the amount of log space that is available to the server, evaluate the directories and file systems that are assigned to the ACTIVELOGDIRECTORY, ARCHIVELOGDIRECTORY, and ARCHFAILOVERLOGDIRECTORY options in the dsmserve.opt file. An out of log space condition might occur because the ACTIVELOGDIRECTORY location is full.

Alternatively, an out of log space condition might occur if there are log files in the ACTIVELOGDIRECTORY location that are no longer active and cannot be archived to the ARCHIVELOGDIRECTORY and ARCHFAILOVERLOGDIRECTORY locations. If necessary, specify a larger directory for the ARCHIVELOGDIRECTORY or ARCHFAILOVERLOGDIRECTORY options in the dsmserve.opt file and then restart the server.

---

**ANR0672W** *Export/import command: Transaction failed - sufficient database space is not available.*

**Explanation:** The server ends a database update transaction for an export or import operation because sufficient database space is not available on the server.

**System action:** The server ends the export or import operation and server operation continues.

**User response:** To increase the amount of database space that is available to the server, issue the EXTEND DBSPACE command to add one or more directories to the database.

---

**ANR0673W** *Export/import command: Data storage retrieve or restore failed - error detected.*

**Explanation:** The server ends an export or import operation because an error has been encountered on the server. Some common reasons for the error are:

- The input volume is unavailable
- The storage pool is unavailable
- Data is corrupted on the input volume

- Hardware or media failure has occurred
- Database corruption

**System action:** The server ends the export or import operation and continues operation.

**User response:** Examine any prior error messages to determine the source of the error. Use the QUERY ACTLOG command to view the activity log and search for messages if needed. Correct the problem and try the restore or retrieve again.

---

**ANR0674W** *Export command: Retrieve failed - error on input storage device.*

**Explanation:** The server ends an export operation for the specified session because an I/O error has been encountered by the server in reading from a device. The object for which the I/O was issued is reported in a later message.

**System action:** Export processing skips this file, and continues operation.

**User response:** Query the activity log to find messages preceding this one that specify the device that is failing. Storage pool volumes can be varied offline (by using the VARY OFFLINE command), or the server may need to be shut down with the HALT command to correct the hardware problem.

---

**ANR0675E** **EXPORT/IMPORT: Error starting the Export/Import Session.**

**Explanation:** The server export/import process is not able to start the session to export information from the server or import information into the server.

**System action:** The export or import process ends and server operation continues.

**User response:** See the documentation for the operating system about how to increase memory for an application.

---

**ANR0678E** **EXPORT/IMPORT: Communications Failure in Sending "verb type" verb.**

**Explanation:** The server export/import process encounters a communications error in using the *verb type* verb to transfer information to or from the server.

**System action:** The export or import process ends and server operation continues.

**User response:** Contact your service representative.

---

**ANR0679E** **EXPORT/IMPORT: Communications Failure in Receiving "verb type" verb.**

**Explanation:** The server export/import process encounters a communications error in using the *verb type* verb to transfer information to or from the server.

**System action:** The export or import process ends and server operation continues.

**User response:** Contact your service representative.

---

**ANR0681E EXPORT/IMPORT: Authentication Failure.**

**Explanation:** The server export/import process encounters an authentication error in transferring information to or from the server.

**System action:** The export or import process ends and server operation continues.

**User response:** Contact your service representative.

---

**ANR0682E EXPORT/IMPORT: Communications Failure in Sending "verb type" verb (command).**

**Explanation:** The server export/import process encounters a communications error in using the *verb type* verb to issue command *command*.

**System action:** The export or import process ends and server operation continues.

**User response:** Contact your service representative.

---

**ANR0683E EXPORT/IMPORT: Receive Buffer overflow.**

**Explanation:** The server export/import process encounters an overflow error in transferring information to or from the server.

**System action:** The export or import process ends and server operation continues.

**User response:** Contact your service representative.

---

**ANR0684E EXPORT/IMPORT: Communications failure: bad verb received (verb type).**

**Explanation:** The server encounters an invalid communications verb during export or import processing and is not able to continue processing.

**System action:** The export or import process ends and server operation continues.

**User response:** Contact your service representative.

---

**ANR0685E EXPORT/IMPORT: Internal error: Invalid table output handle detected.**

**Explanation:** The server export/import process encounters an internal error in transferring information to or from the server.

**System action:** The export or import process ends and server operation continues.

**User response:** Contact your service representative.

---

**ANR0686E Export/import command: Transaction failure - could not start database transaction.**

**Explanation:** During processing of command *export/import command*, a database transaction cannot be started in the server database.

**System action:** Processing of the command terminates.

**User response:** Examine the server messages issued prior to this message to determine the source of the error. Use the QUERY ACTLOG command to view the activity log and search for messages. If the error cannot be isolated and resolved, contact your service representative.

---

**ANR0687E Export/import command: Transaction failure - could not commit database transaction.**

**Explanation:** During processing of command *export/import command*, a database transaction cannot be committed to the server database.

**System action:** Processing of the command ends.

**User response:** Examine the server messages issued prior to this message to determine the source of the error. Use the QUERY ACTLOG command to view the activity log and search for messages. If the error cannot be isolated and resolved, contact your service representative.

---

**ANR0688E Export/import command: Transaction failure - commit called when no transaction started.**

**Explanation:** During processing of command *export/import command*, a database transaction cannot be started in the server database.

**System action:** Processing of the command ends.

**User response:** Examine the server messages issued prior to this message to determine the source of the error. Use the QUERY ACTLOG command to view the activity log and search for messages. If the error cannot be isolated and resolved, contact your service representative.

---

**ANR0690E Export/import command: Transaction failure - server aborted the transaction (abort code).**

**Explanation:** During processing of command *export/import command*, a database transaction cannot be committed in the server database. The reason code *abort code* is returned.

**System action:** Processing of the command ends.

**User response:** Examine the server messages issued prior to this message to determine the source of the

error. Use the QUERY ACTLOG command to view the activity log and search for messages. If the error cannot be isolated and resolved, contact your service representative.

---

**ANR0692E** *Command: Out of space on sequential media, scratch media could not be mounted.*

**Explanation:** During command *command* processing, the process encounters an out-of-space condition writing to the sequential media. Command *command* ends when there is no more space on the sequential media for storing data and SCRATCH=NO has been specified on command *command*.

**System action:** Command *command* processing ends. Server processing continues.

**User response:** Reissue the command and specify SCRATCH=YES or specify additional volume names on the command.

---

**ANR0694E** *Import command: Invalid record format (format code) detected on import.*

**Explanation:** During processing of command *import command*, an invalid record type is detected when reading the exported information from the export media.

**System action:** Processing of the command ends.

**User response:** Examine the server messages issued prior to this message to determine the source of the error. Use the QUERY ACTLOG command to view the activity log and search for messages. If the error cannot be isolated and resolved, contact your service representative.

---

**ANR0695E** *Export command: Unexpected error error code encountered in receiving table output data.*

**Explanation:** During processing of command *export command*, an unexpected error is detected.

**System action:** Processing of the command ends.

**User response:** Examine the server messages issued prior to this message to determine the source of the error. Use the QUERY ACTLOG command to view the activity log and search for messages. If the error cannot be isolated and resolved, contact your service representative.

---

**ANR0696E** *Export command: Output table error encountered - 0 columns reported in the table.*

**Explanation:** During processing of command *export command*, an unexpected error is detected.

**System action:** Processing of the command ends.

**User response:** Examine the server messages issued prior to this message to determine the source of the error. Use the QUERY ACTLOG command to view the activity log and search for messages. If the error cannot be isolated and resolved, contact your service representative.

---

**ANR0697E** *Export command: Output table error encountered - not positioned to the first column in the table.*

**Explanation:** During processing of command *export command*, an unexpected error is detected.

**System action:** Processing of the command ends.

**User response:** Examine the server messages issued prior to this message to determine the source of the error. Use the QUERY ACTLOG command to view the activity log and search for messages. If the error cannot be isolated and resolved, contact your service representative.

---

**ANR0698E** *Export/import command: Invalid value for FILEDATA parameter - parameter value.*

**Explanation:** The value (*parameter value*) specified for the FILEDATA parameter in command *export/import command* is not a valid value for this parameter.

**System action:** The command fails and server operation continues.

**User response:** Reissue the command and specify a valid FILEDATA parameter.

---

**ANR0699E** *Export/import command: Device class DISK cannot be specified for this command.*

**Explanation:** The DEVCLASS value DISK cannot be specified for the command *export/import command*.

**System action:** The command fails and server operation continues.

**User response:** Reissue the command and specify a valid device class. Issue the QUERY DEVCLASS command for a list of valid device classes for the server.

---

**ANR0700E** *Export/import command: Invalid value for PREVIEW parameter - parameter value.*

**Explanation:** The value (*parameter value*) specified for the PREVIEW parameter in command *export/import command* is not a valid value for this parameter.

**System action:** The command fails and server operation continues.

**User response:** Reissue the command and specify a valid PREVIEW parameter.

---

**ANR0701E** *Export/import command: Invalid value for SCRATCH parameter - parameter value.*

**Explanation:** The value (*parameter value*) specified for the SCRATCH parameter in command *export/import command* is not a valid value for this parameter.

**System action:** The command fails and server operation continues.

**User response:** Reissue the command and specify a valid SCRATCH parameter.

---

**ANR0705E** *Export command: The VOLUMENAMES parameter must be specified when SCRATCH=NO is specified.*

**Explanation:** The SCRATCH parameter is specified as NO for the command *export command* but the VOLUMENAMES parameter is not specified. When scratch volumes are not allowed, the VOLUMENAMES parameter must be specified to indicate the volumes that can be used for the command.

**System action:** The command fails and server operation continues.

**User response:** Reissue the command and specify a valid VOLUMENAMES parameter.

---

**ANR0706E** *Export command: A device class must be specified unless PREVIEW=YES is specified.*

**Explanation:** The DEVCLASS parameter is not specified in the command *export command*. Unless PREVIEW=YES is specified, a DEVCLASS value must be specified.

**System action:** The command fails and server operation continues.

**User response:** Reissue the command and specify a valid device class. Issue the QUERY DEVCLASS command for a list of valid device classes for the server.

---

**ANR0707E** *Export command: The FILESPACE parameter cannot be specified.*

**Explanation:** The FILESPACE parameter is specified for the command *export command*, but the FILEDATA parameter is specified as NONE, or is not specified and defaults to NONE. File spaces are only copied if the FILEDATA parameter is specified with a value other than NONE.

**System action:** The command fails and server operation continues.

**User response:** Reissue the command and specify a valid FILEDATA parameter.

---

**ANR0708E** *Import command: The FILESPACE parameter cannot be specified unless the FILEDATA parameter specifies that files should be imported.*

**Explanation:** The FILESPACE parameter is specified for the command *import command*, but the FILEDATA parameter is specified as NONE, or is not specified and defaults to NONE. File spaces are only copied if the FILEDATA parameter is specified with a value other than NONE.

**System action:** The command fails and server operation continues.

**User response:** Reissue the command and specify a valid FILEDATA parameter.

---

**ANR0709E** *Command: No matching nodes registered in the specified domains.*

**Explanation:** The DOMAIN parameter has been specified for this command, but no nodes matching the node name specification are found in the domains specified.

**System action:** The command fails and server operation continues.

**User response:** Reissue the command and specify a valid combination of node and domain names. Use the QUERY NODE command to view the names of nodes in the domains that you are interested in exporting.

---

**ANR0710E** *Command: Unable to start background process.*

**Explanation:** The server command processor is not able to start a background process to perform the command *command*.

**System action:** The command process ends and server operation continues.

**User response:** See the documentation for the operating system about how to increase memory for an application.

---

**ANR0712E** *Import command: Invalid value for DATES parameter - parameter value.*

**Explanation:** The value (*parameter value*) specified for the DATES parameter in command *import command* is not a valid value for this parameter.

**System action:** The command fails and server operation continues.

**User response:** Reissue the command and specify a valid DATES parameter.

---

**ANR0713E** *Import command: Invalid value for REPLACEDFS parameter - parameter value.*

**Explanation:** The value (*parameter value*) specified for the REPLACEDFS parameter in command *import command* is not a valid value for this parameter.

**System action:** The command fails and server operation continues.

**User response:** Reissue the command and specify a valid REPLACEDFS parameter.

---

**ANR0715E** *Import command: A device class must be specified.*

**Explanation:** The command *import command* has been specified, but does not include specification of the DEVCLASS parameter. The DEVCLASS parameter must be specified for this command.

**System action:** The command fails and server operation continues.

**User response:** Reissue the command and specify a valid device class. For a list of valid device classes for the server, issue the QUERY DEVCLASS command.

---

**ANR0716E** *Import command: Invalid export data detected.*

**Explanation:** The command *import command* encounters invalid data on the export media while trying to import server information.

**System action:** The command fails and server operation continues.

**User response:** Ensure that the mounted export tapes are in the correct order (mounted in the same order as they were mounted during export). Reissue the command, and mount the tapes in the correct order. If the VOLUMENAMES parameter has been specified, make sure that the volume names in the command are specified in the correct order.

---

**ANR0717E** *Export/import command: Preview processing terminated abnormally - communications send or receive failed.*

**Explanation:** Processing for the command *export/import command* in preview mode has been terminated when an internal communications error is encountered in the server.

**System action:** Export/import processing is ended and server operation continues.

**User response:** Examine the server messages issued prior to this message to determine the source of the error. Use the QUERY ACTLOG command to view the activity log and search for messages. If the error cannot

be isolated and resolved, contact your service representative.

---

**ANR0718E** *Export/import command: Processing terminated abnormally - communications send or receive failed.*

**Explanation:** Processing for the command *export/import command* ends when an internal communications error is encountered in the server.

**System action:** Export/import processing is ended and server operation continues.

**User response:** Examine the server messages issued prior to this message to determine the source of the error. Use the QUERY ACTLOG command to view the activity log and search for messages. If the error cannot be isolated and resolved, contact your service representative.

---

**ANR0719E** *Export/import command: Preview processing terminated abnormally - insufficient memory.*

**Explanation:** Processing for the command *export/import command* in preview mode is ended because sufficient memory is not available on the server.

**System action:** Export/import processing is ended and server operation continues.

**User response:** See the documentation for the operating system about how to increase memory for an application.

---

**ANR0720E** *command: Processing terminated abnormally - insufficient memory.*

**Explanation:** Processing for the command ends because sufficient memory is not available on the server.

**System action:** Command processing is ended and server operation continues.

**User response:** See the documentation for the operating system about how to increase memory for an application.

---

**ANR0721E** *Export/import command: Preview processing terminated abnormally - unexpected verb received from server.*

**Explanation:** Processing for the command *export/import command* in preview mode ends when an internal communications error is encountered in the server.

**System action:** Export/import processing ends and server operation continues.

**User response:** Examine the server messages issued prior to this message to determine the source of the error. Use the QUERY ACTLOG command to view the

activity log and search for messages. If the error cannot be isolated and resolved, contact your service representative.

---

**ANR0722E** *Export/import command: Processing terminated abnormally - unexpected verb received from server.*

**Explanation:** Processing for the command *export/import command* ends when an internal communications error is encountered in the server.

**System action:** Export/import processing ends and server operation continues.

**User response:** Examine the server messages issued prior to this message to determine the source of the error. Use the QUERY ACTLOG command to view the activity log and search for messages. If the error cannot be isolated and resolved, contact your service representative.

---

**ANR0723E** *Export/import command: Preview processing terminated abnormally - transaction failure.*

**Explanation:** Processing for the command *export/import command* in preview mode ends when a database transaction error is encountered in the server.

**System action:** Export/import processing ends and server operation continues.

**User response:** Examine the server messages issued prior to this message to determine the source of the error. Use the QUERY ACTLOG command to view the activity log and search for messages. If the error cannot be isolated and resolved, contact your service representative.

---

**ANR0724E** *Export/import command: Processing terminated abnormally - transaction failure.*

**Explanation:** Processing for the command *export/import command* ends when a database transaction error is encountered in the server.

**System action:** Export/import processing ends and server operation continues.

**User response:** Examine the source and target server messages issued prior to this message to determine the source of the error. Use the QUERY ACTLOG command to view the activity log and search for messages. If the error cannot be isolated and resolved, contact your service representative.

---

**ANR0725E** *Export/import command: Preview processing terminated abnormally - authentication failure.*

**Explanation:** Processing for the command *export/import*

*command* in preview mode ends when an authentication error is encountered in the server.

**System action:** Export/import processing ends and server operation continues.

**User response:** Examine the server messages issued prior to this message to determine the source of the error. Use the QUERY ACTLOG command to view the activity log and search for messages. If the error cannot be isolated and resolved, contact your service representative.

---

**ANR0726E** *Export/import command: Processing terminated abnormally - authentication failure.*

**Explanation:** Processing for the command *export/import command* ends when an authentication error is encountered in the server.

**System action:** Export/import processing ends and server operation continues.

**User response:** Examine the server messages issued prior to this message to determine the source of the error. Use the QUERY ACTLOG command to view the activity log and search for messages. If the error cannot be isolated and resolved, contact your service representative.

---

**ANR0727E** *Export/import command: Preview processing terminated abnormally - internal error.*

**Explanation:** Processing for the command *export/import command* in preview mode ends when an internal error is encountered in the server.

**System action:** Export/import processing ends and server operation continues.

**User response:** Examine the server messages issued prior to this message to determine the source of the error. Use the QUERY ACTLOG command to view the activity log and search for messages. If the error cannot be isolated and resolved, contact your service representative.

---

**ANR0728E** *Export/import command: Processing terminated abnormally - internal error.*

**Explanation:** Processing for the command *export/import command* ends when an internal error is encountered in the server.

**System action:** Export/import processing ends and server operation continues.

**User response:** Examine the server messages issued prior to this message to determine the source of the error. Use the QUERY ACTLOG command to view the activity log and search for messages. If the error cannot

be isolated and resolved, contact your service representative.

---

**ANR0729E** *Import command: Syntax error from command 'server command'.*

**Explanation:** During processing of the command *import command*, an internal syntax error is encountered in the server.

**System action:** Import processing continues, but the indicated command will have no effect.

**User response:** Examine the server messages issued prior to this message to determine the source of the error. Use the QUERY ACTLOG command to view the activity log and search for messages. After import processing is complete, it may be necessary to issue additional commands manually to obtain the necessary definitions.

---

**ANR0730E** *Import command: Internal error from command 'server command'.*

**Explanation:** Processing for the command *import command* ends when an internal command error is encountered in the server.

**System action:** Import processing ends and server operation continues.

**User response:** Examine the server messages issued prior to this message to determine the source of the error. Use the QUERY ACTLOG command to view the activity log and search for messages. If the error cannot be isolated and resolved, contact your service representative.

---

**ANR0731E** *Import command: Invalid value for COMPRESSION parameter in exported data for node node name.*

**Explanation:** During preview processing of command *import command*, an invalid value is encountered for the COMPRESSION parameter for node *node name*.

**System action:** Processing of the command continues. If a later command causes the data to be imported, the default or existing COMPRESSION value is used.

**User response:** None. If the data is imported with a later command, verify that the correct COMPRESSION value is used for this node.

---

**ANR0732E** *Import command: Invalid value for ARCHDELETE parameter in exported data for node node name.*

**Explanation:** During preview processing of command *import command*, an invalid value is encountered for the ARCHDELETE parameter for node *node name*.

**System action:** Processing of the command continues. If a later command causes the data to be imported, the

default or existing ARCHDELETE value is used.

**User response:** None. If the data is imported with a later command, verify that the correct ARCHDELETE value is used for this node.

---

**ANR0733E** *Import command: Invalid value for BACKDELETE parameter in exported data for node node name.*

**Explanation:** During preview processing of command *import command*, an invalid value is encountered for the BACKDELETE parameter for node *node name*.

**System action:** Processing of the command continues. If a later command causes the data to be imported, the default or existing BACKDELETE value is used.

**User response:** None. If the data is imported with a later command, verify that the correct BACKDELETE value is used for this node.

---

**ANR0734E** *Import command: Invalid value for COMPRESSION parameter in exported data - node node name registered with default COMPRESSION value.*

**Explanation:** During processing of command *import command*, an invalid value is encountered for the COMPRESSION parameter for node *node name*.

**System action:** Processing of the command continues, by using the default COMPRESSION value for this node.

**User response:** Verify that the correct COMPRESSION value has been used for this node. Update this value, if necessary.

---

**ANR0735E** *Import command: Invalid value for ARCHDELETE parameter in exported data - node node name registered with default ARCHDELETE value.*

**Explanation:** During processing of command *import command*, an invalid value is encountered for the ARCHDELETE parameter for node *node name*.

**System action:** Processing of the command continues, by using the default ARCHDELETE value for this node.

**User response:** Verify that the correct ARCHDELETE value has been used for this node. Update this value, if necessary.

---

**ANR0736E** *Import command: Invalid value for BACKDELETE parameter in exported data - node node name registered with default BACKDELETE value.*

**Explanation:** During processing of command *import command*, an invalid value is encountered for the BACKDELETE parameter for node *node name*.

**System action:** Processing of the command continues, by using the default BACKDELETE value for this node.

**User response:** Verify that the correct BACKDELETE value has been used for this node. Update this value, if necessary.

---

**ANR0737E** *Import command: Invalid value for COMPRESSION parameter in exported data - existing COMPRESSION value for node node name was not updated.*

**Explanation:** During processing of command *import command*, an invalid value is encountered for the COMPRESSION parameter for node *node name*.

**System action:** Processing of the command continues, by using the existing COMPRESSION value for this node.

**User response:** Verify that the correct COMPRESSION value has been used for this node. Update this value, if necessary.

---

**ANR0738E** *Import command: Invalid value for ARCHDELETE parameter in exported data - existing ARCHDELETE value for node node name was not updated.*

**Explanation:** During processing of command *import command*, an invalid value is encountered for the ARCHDELETE parameter for node *node name*.

**System action:** Processing of the command continues, by using the existing ARCHDELETE value for this node.

**User response:** Verify that the correct ARCHDELETE value has been used for this node. Update this value, if necessary.

---

**ANR0739E** *Import command: Invalid value for BACKDELETE parameter in exported data - existing BACKDELETE value for node node name was not updated.*

**Explanation:** During processing of command *import command*, an invalid value is encountered for the BACKDELETE parameter for node *node name*.

**System action:** Processing of the command continues, by using the existing BACKDELETE value for this node.

**User response:** Verify that the correct BACKDELETE value has been used for this node. Update this value, if necessary.

---

**ANR0740E** *Import command: Invalid value for TYPE parameter in exported data for copy group copy group name in domain domain name, set policy set name, management*

*class management class name - backup is assumed.*

**Explanation:** During processing of command *import command*, an invalid value is encountered for the TYPE parameter for copy group *copy group*, in policy domain *domain name*, policy set *policy set name*, management class *management class name*.

**System action:** Processing of the command continues. Based upon other copy group parameters, a copy group type of backup is assigned.

**User response:** Verify that the assigned TYPE value of backup for this copy group is correct.

---

**ANR0741E** *Import command: Invalid value for TYPE parameter in exported data for copy group copy group name in domain domain name, set policy set name, management class management class name - archive is assumed.*

**Explanation:** During processing of command *import command*, an invalid value is encountered for the TYPE parameter for copy group *copy group*, in policy domain *domain name*, policy set *policy set name*, management class *management class name*.

**System action:** Processing of the command continues. Based upon other copy group parameters, a copy group type of archive is assigned.

**User response:** Verify that the assigned TYPE value of archive for this copy group is correct.

---

**ANR0742E** *Import command: Invalid value for TYPE parameter in exported data for copy group copy group name in domain domain name, set policy set name, management class management class name - this copy group will not be imported.*

**Explanation:** During processing of command *import command*, an invalid value is encountered for the TYPE parameter for copy group *copy group*, in policy domain *domain name*, policy set *policy set name*, management class *management class name*.

**System action:** Processing of the command continues. However, this copy group is not imported because a TYPE value cannot be assigned.

**User response:** Manually define this copy group, if necessary.

---

**ANR0743E** *Import command: Invalid value for MODE parameter in exported data for archive copy group copy group name in domain domain name, set policy set name, management class management class name.*

**Explanation:** During preview processing of command *import command*, an invalid value is encountered for the



MODE parameter for archive copy group *copy group name*, in policy domain *domain name*, policy set *policy set name*, management class *management class name*.

**System action:** Processing of the command continues. If a later command causes the data to be imported, the default or existing MODE value is used.

**User response:** None. If the data is imported with a later command, verify that the correct MODE value is used for this archive copy group.

---

**ANR0744E** *Import command: Invalid value for MODE parameter in exported data for backup copy group* *copy group name* **in domain** *domain name*, **set** *policy set name*, **management class** *management class name*.

**Explanation:** During preview processing of command *import command*, an invalid value is encountered for the MODE parameter for backup copy group *copy group name*, in policy domain *domain name*, policy set *policy set name*, management class *management class name*.

**System action:** Processing of the command continues. If a later command causes the data to be imported, the default or existing MODE value is used.

**User response:** None. If the data is imported with a later command, verify that the correct MODE value is used for this backup copy group.

---

**ANR0745E** *Import command: Invalid value for SERIALIZATION parameter in exported data for archive copy group* *copy group name* **in domain** *domain name*, **set** *policy set name*, **management class** *management class name*.

**Explanation:** During preview processing of command *import command*, an invalid value is encountered for the SERIALIZATION parameter for archive copy group *copy group name*, in policy domain *domain name*, policy set *policy set name*, management class *management class name*.

**System action:** Processing of the command continues. If a later command causes the data to be imported, the default or existing SERIALIZATION value is used.

**User response:** None. If the data is imported with a later command, verify that the correct SERIALIZATION value is used for this archive copy group.

---

**ANR0746E** *Import command: Invalid value for SERIALIZATION parameter in exported data for backup copy group* *copy group name* **in domain** *domain name*, **set** *policy set name*, **management class** *management class name*.

**Explanation:** During preview processing of command *import command*, an invalid value is encountered for the SERIALIZATION parameter for backup copy group

*copy group name*, in policy domain *domain name*, policy set *policy set name*, management class *management class name*.

**System action:** Processing of the command continues. If a later command causes the data to be imported, the default or existing SERIALIZATION value is used.

**User response:** None. If the data is imported with a later command, verify that the correct SERIALIZATION value is used for this backup copy group.

---

**ANR0747E** *Import command: Invalid value for MODE parameter in exported data - archive copy group* *copy group name* **in domain** *domain name*, **set** *policy set name*, **management class** *management class name* **defined with default MODE value**.

**Explanation:** During processing of command *import command*, an invalid value is encountered for the MODE parameter for archive copy group *copy group name*, in policy domain *domain name*, policy set *policy set name*, management class *management class name*.

**System action:** Processing of the command continues, by using the default MODE value for this archive copy group.

**User response:** Verify that the correct MODE value has been used for this copy group. Update this value, if necessary.

---

**ANR0748E** *Import command: Invalid value for MODE parameter in exported data - backup copy group* *copy group name* **in domain** *domain name*, **set** *policy set name*, **management class** *management class name* **defined with default MODE value**.

**Explanation:** During processing of command *import command*, an invalid value is encountered for the MODE parameter for backup copy group *copy group name*, in policy domain *domain name*, policy set *policy set name*, management class *management class name*.

**System action:** Processing of the command continues, by using the default MODE value for this backup copy group.

**User response:** Verify that the correct MODE value has been used for this copy group. Update this value, if necessary.

---

**ANR0749E** *Import command: Invalid value for SERIALIZATION parameter in exported data - archive copy group* *copy group name* **in domain** *domain name*, **set** *policy set name*, **management class** *management class name* **defined with default SERIALIZATION value**.

**Explanation:** During processing of command *import command*, an invalid value is encountered for the

SERIALIZATION parameter for archive copy group *copy group name*, in policy domain *domain name*, policy set *policy set name*, management class *management class name*.

**System action:** Processing of the command continues, by using the default SERIALIZATION value for this archive copy group.

**User response:** Verify that the correct SERIALIZATION value has been used for this copy group. Update this value, if necessary.

---

**ANR0750E** *Import command: Invalid value for SERIALIZATION parameter in exported data - backup copy group* *copy group name in domain domain name, set policy set name, management class management class name defined with default SERIALIZATION value.*

**Explanation:** During processing of command *import command*, an invalid value is encountered for the SERIALIZATION parameter for backup copy group *copy group name*, in policy domain *domain name*, policy set *policy set name*, management class *management class name*.

**System action:** Processing of the command continues, by using the default SERIALIZATION value for this backup copy group.

**User response:** Verify that the correct SERIALIZATION value has been used for this copy group. Update this value, if necessary.

---

**ANR0751E** *Import command: Invalid value for MODE parameter in exported data - existing MODE value for archive copy group* *copy group name in domain domain name, set policy set name, management class management class name was not updated.*

**Explanation:** During processing of command *import command*, an invalid value is encountered for the MODE parameter for archive copy group *copy group name*, in policy domain *domain name*, policy set *policy set name*, management class *management class name*.

**System action:** Processing of the command continues, by using the existing MODE value for this archive copy group.

**User response:** Verify that the correct MODE value has been used for this copy group. Update this value, if necessary.

---

**ANR0752E** *Import command: Invalid value for MODE parameter in exported data - existing MODE value for backup copy group* *copy group name in domain domain name, set policy set name, management*

*class management class name was not updated.*

**Explanation:** During processing of command *import command*, an invalid value is encountered for the MODE parameter for backup copy group *copy group name*, in policy domain *domain name*, policy set *policy set name*, management class *management class name*.

**System action:** Processing of the command continues, by using the existing MODE value for this backup copy group.

**User response:** Verify that the correct MODE value has been used for this copy group. Update this value, if necessary.

---

**ANR0753E** *Import command: Invalid value for SERIALIZATION parameter in exported data - existing SERIALIZATION value for archive copy group* *copy group name in domain domain name, set policy set name, management class management class name was not updated.*

**Explanation:** During processing of command *import command*, an invalid value is encountered for the SERIALIZATION parameter for archive copy group *copy group name*, in policy domain *domain name*, policy set *policy set name*, management class *management class name*.

**System action:** Processing of the command continues, by using the existing SERIALIZATION value for this archive copy group.

**User response:** Verify that the correct SERIALIZATION value has been used for this copy group. Update this value, if necessary.

---

**ANR0754E** *Import command: Invalid value for SERIALIZATION parameter in exported data - existing SERIALIZATION value for backup copy group* *copy group name in domain domain name, set policy set name, management class management class name was not updated.*

**Explanation:** During processing of command *import command*, an invalid value is encountered for the SERIALIZATION parameter for backup copy group *copy group name*, in policy domain *domain name*, policy set *policy set name*, management class *management class name*.

**System action:** Processing of the command continues, by using the existing SERIALIZATION value for this backup copy group.

**User response:** Verify that the correct SERIALIZATION value has been used for this copy group. Update this value, if necessary.

---

**ANR0755E** *Import command: Invalid value for ACTION parameter in exported data for schedule *schedule name* in domain *domain name*.*

**Explanation:** During preview processing of command *import command*, an invalid value is encountered for the ACTION parameter for schedule *schedule name* in policy domain *domain name*.

**System action:** Processing of the command continues. If a later command causes the data to be imported, the default or existing ACTION value is used.

**User response:** If the data is imported with a later command, verify that the correct ACTION value is used for this schedule.

---

**ANR0756E** *Import command: Invalid value for DURUNITS or PERUNITS parameter in exported data for schedule *schedule name* in domain *domain name*.*

**Explanation:** During preview processing of command *import command*, an invalid value is encountered for the DURUNITS or PERUNITS parameter for schedule *schedule name* in policy domain *domain name*.

**System action:** Processing of the command continues. If a later command causes the data to be imported, the default or existing values are used for DURATION, DURUNITS, PERIOD, and PERUNITS.

**User response:** If the data is imported with a later command, verify that the correct values for DURATION, DURUNITS, PERIOD, and PERUNITS are used for this schedule.

---

**ANR0757E** *Import command: Invalid value for DAYOFWEEK parameter in exported data for schedule *schedule name* in domain *domain name*.*

**Explanation:** During preview processing of command *import command*, an invalid value is encountered for the DAYOFWEEK parameter for schedule *schedule name* in policy domain *domain name*.

**System action:** Processing of the command continues. If a later command causes the data to be imported, the default or existing DAYOFWEEK value is used.

**User response:** If the data is imported with a later command, verify that the correct DAYOFWEEK value is used for this schedule.

---

**ANR0758E** *Import command: Invalid value for ACTION parameter in exported data - schedule *schedule name* in domain *domain name* defined with default ACTION value.*

**Explanation:** During processing of command *import command*, an invalid value is encountered for the

ACTION parameter for schedule *schedule name* in policy domain *domain name*.

**System action:** Processing of the command continues, by using the default ACTION value for this schedule.

**User response:** Verify that the correct ACTION value has been used for this schedule. Update this value, if necessary.

---

**ANR0759E** *Import command: Invalid value for DURUNITS or PERUNITS parameter in exported data - schedule *schedule name* in domain *domain name* defined with default values for DURATION, DURUNITS, PERIOD, and PERUNITS.*

**Explanation:** During processing of command *import command*, an invalid value is encountered for the DURUNITS or PERUNITS parameter for schedule *schedule name* in policy domain *domain name*.

**System action:** Processing of the command continues, by using the default values for DURATION, DURUNITS, PERIOD, and PERUNITS.

**User response:** Verify that the correct values have been used for DURATION, DURUNITS, PERIOD, and PERUNITS. Update these values, if necessary.

---

**ANR0760E** *Import command: Invalid value for DAYOFWEEK parameter in exported data - schedule *schedule name* in domain *domain name* defined with default DAYOFWEEK value.*

**Explanation:** During processing of command *import command*, an invalid value is encountered for the DAYOFWEEK parameter for schedule *schedule name* in policy domain *domain name*.

**System action:** Processing of the command continues, by using the default DAYOFWEEK value for this schedule.

**User response:** Verify that the correct DAYOFWEEK value has been used for this schedule. Update this value, if necessary.

---

**ANR0761E** *Import command: Invalid value for ACTION parameter in exported data - existing ACTION value for schedule *schedule name* in domain *domain name* was not updated.*

**Explanation:** During processing of command *import command*, an invalid value is encountered for the ACTION parameter for schedule *schedule name* in policy domain *domain name*.

**System action:** Processing of the command continues, by using the existing ACTION value for this schedule.

**User response:** Verify that the correct ACTION value

has been used for this schedule. Update this value, if necessary.

---

**ANR0762E** *Import command: Invalid value for DURUNITS or PERUNITS parameter in exported data - existing values for DURATION, DURUNITS PERIOD, and PERUNITS for schedule *schedule name* in domain *domain name* were not updated.*

**Explanation:** During processing of command *import command*, an invalid value is encountered for the DURUNITS or PERUNITS parameter for schedule *schedule name* in policy domain *domain name*.

**System action:** Processing of the command continues, by using the existing values for DURATION, DURUNITS, PERIOD, and PERUNITS.

**User response:** Verify that the correct values have been used for DURATION, DURUNITS, PERIOD, and PERUNITS. Update these values, if necessary.

---

**ANR0763E** *Import command: Invalid value for DAYOFWEEK parameter in exported data - existing DAYOFWEEK value for schedule *schedule name* in domain *domain name* was not updated.*

**Explanation:** During processing of command *import command*, an invalid value is encountered for the DAYOFWEEK parameter for schedule *schedule name* in policy domain *domain name*.

**System action:** Processing of the command continues, by using the existing DAYOFWEEK value for this schedule.

**User response:** Verify that the correct DAYOFWEEK value has been used for this schedule. Update this value, if necessary.

---

**ANR0764E** *Import command: Invalid lock status detected while importing node *node name* - this node will not be locked.*

**Explanation:** During processing of command *import command*, an invalid value is encountered for the lock status for node *node name*.

**System action:** Processing of the command continues, but the node is not locked.

**User response:** An administrator with the proper authorization must issue the LOCK NODE command, if necessary.

---

**ANR0765E** *Import command: Invalid lock status detected while importing administrator *administrator name* - this administrator will not be locked.*

**Explanation:** During processing of command *import*

*command*, an invalid value is encountered for the lock status for administrator *administrator name*.

**System action:** Processing of the command continues, but the administrator is not locked.

**User response:** An administrator with the proper authorization must issue the LOCK ADMIN command, if necessary.

---

**ANR0766E** *Export command: Invalid value for TYPE parameter detected while exporting copy group *copy group name* in domain *domain name*, set policy *set name*, management class *management class name* - system will attempt to assign value during import.*

**Explanation:** During processing of command *export command*, an invalid value is encountered for the TYPE parameter for copy group *copy group name*, in domain *domain name*, policy set *policy set name*, management class *management class name*.

**System action:** Export processing continues, but the exported data contains an unknown TYPE value for this copy group. If this data is imported, the system attempts to assign a TYPE value based upon values for other copy group parameters.

**User response:** Delete and define this copy group to eliminate the invalid data, and then restart the export command. Alternatively, use the export data with the unknown value, and the system will attempt to assign a TYPE during import processing.

---

**ANR0767E** *Export command: Invalid value for MODE parameter detected while exporting copy group *copy group name* in domain *domain name*, set policy *set name*, management class *management class name* - default or existing value is used during import.*

**Explanation:** During processing of command *export command*, an invalid value is encountered for the MODE parameter for copy group *copy group name* in domain *domain name*, policy set *policy set name*, management class *management class name*.

**System action:** Export processing continues, but the exported data contains an unknown MODE value for this copy group. If this data is imported, the default or existing MODE value is used.

**User response:** Update the MODE value for this copy group and restart the export command. Alternatively, use the export data with the unknown value, and check and update the MODE value after import processing has been performed.

---

**ANR0768E** *Export command: Invalid value for **SERIALIZATION** parameter detected while exporting copy group *copy group name* in domain *domain name*, set policy *set name*, management class *management class name* - default or existing value is used during import.*

**Explanation:** During processing of command *export command*, an invalid value is encountered for the **SERIALIZATION** parameter for copy group *copy group name*, in domain *domain name*, policy *set policy set name*, management class *management class name*.

**System action:** Export processing continues, but the exported data contains an unknown **SERIALIZATION** value for this copy group. If this data is imported, the default or existing **SERIALIZATION** value is used.

**User response:** Update the **SERIALIZATION** value for this copy group and restart the export command. Alternatively, use the export data with the unknown value, and check and update the **SERIALIZATION** value after import processing has been performed.

---

**ANR0769E** *Export command: Invalid value for **ACTION** parameter detected while exporting schedule *schedule name* in domain *domain name* - default or existing value is used during import.*

**Explanation:** During processing of command *export command*, an invalid value is encountered for the **ACTION** parameter for schedule *schedule name* in domain *domain name*.

**System action:** Export processing continues, but the exported data will contain an unknown **ACTION** value for this schedule. If this data is imported, the default or existing **ACTION** value is used.

**User response:** Update the **ACTION** value for this schedule and restart the export command. Alternatively, use the export data with the unknown value, and check and update the **ACTION** value after import processing has been performed.

---

**ANR0770E** *Export command: Invalid value for **DURUNITS** parameter detected while exporting schedule *schedule name* in domain *domain name* - default or existing value is used during import.*

**Explanation:** During processing of command *export command*, an invalid value is encountered for the **DURUNITS** parameter for schedule *schedule name* in domain *domain name*.

**System action:** Export processing continues, but the exported data contains an unknown **DURUNITS** value for this schedule. If this data is imported, the default or existing **DURUNITS** value is used.

**User response:** Update the **DURUNITS** value for this

schedule and restart the export command. Alternatively, use the export data with the unknown value, and check and update the **DURUNITS** value after import processing has been performed.

---

**ANR0771E** *Export command: Invalid value for **PERUNITS** parameter detected while exporting schedule *schedule name* in domain *domain name* - default or existing value is used during import.*

**Explanation:** During processing of command *export command*, an invalid value is encountered for the **PERUNITS** parameter for schedule *schedule name* in domain *domain name*.

**System action:** Export processing continues, but the exported data will contain an unknown **PERUNITS** value for this schedule. If this data is imported, the default or existing **PERUNITS** value is used.

**User response:** Update the **PERUNITS** value for this schedule and restart the export command. Alternatively, use the export data with the unknown value, and check and update the **PERUNITS** value after import processing has been performed.

---

**ANR0772E** *Export command: Invalid value for **DAYOFWEEK** parameter detected while exporting schedule *schedule name* in domain *domain name* - default or existing value is used during import.*

**Explanation:** During processing of command *export command*, an invalid value is encountered for the **DAYOFWEEK** parameter for schedule *schedule name* in domain *domain name*.

**System action:** Export processing continues, but the exported data contains an unknown **DAYOFWEEK** value for this schedule. If this data is imported, the default or existing **DAYOFWEEK** value is used.

**User response:** Update the **DAYOFWEEK** value for this schedule and restart the export command. Alternatively, use the export data with the unknown value, and check and update the **DAYOFWEEK** value after import processing has been performed.

---

**ANR0773E** *Export command: Invalid lock status detected while exporting administrator *administrator name* - this administrator will not be locked during import.*

**Explanation:** During processing of command *export command*, an invalid value is encountered for the lock status for administrator *administrator name*.

**System action:** Export processing continues, but the exported data contains an unknown lock status for this administrator. If this data is imported, the administrator will not be locked.

**User response:** An administrator with the proper

authorization must issue the LOCK NODE or UNLOCK NODE command to achieve the desired lock status, and then restart the export command. Alternatively, use the export data with the unknown status, and issue a LOCK ADMIN or UNLOCK ADMIN command after import processing has been performed.

---

**ANR0774E** *Export command: Invalid value for COMPRESSION parameter detected while exporting node *node name* - default or existing value is used during import.*

**Explanation:** During processing of command *export command*, an invalid value is encountered for the COMPRESSION parameter for node *node name*.

**System action:** Export processing continues, but the exported data contains an unknown COMPRESSION value for this node. If this data is imported, the default or existing COMPRESSION value is used.

**User response:** Update the COMPRESSION parameter for this node and restart the export command. Alternatively, use the export data with the unknown value, and check and update the COMPRESSION value after import processing has been performed.

---

**ANR0775E** *Export command: Invalid lock status detected while exporting node *node name* - this node will not be locked during import.*

**Explanation:** During processing of command *export command*, an invalid value is encountered for the lock status for node *node name*.

**System action:** Export processing continues, but the exported data contains an unknown lock status for this node. If this data is imported, the node will not be locked.

**User response:** Lock or unlock the node to achieve the desired lock status, and then restart the export command. Alternatively, use the export data with the unknown status, and lock or unlock the node after import processing has been performed.

---

**ANR0776E** *Export command: Invalid value for ARCHDELETE parameter detected while exporting node *node name* - default or existing value is used during import.*

**Explanation:** During processing of command *export command*, an invalid value is encountered for the ARCHDELETE parameter for node *node name*.

**System action:** Export processing continues, but the exported data contains an unknown ARCHDELETE value for this node. If this data is imported, the default or existing ARCHDELETE value is used.

**User response:** Update the ARCHDELETE parameter for this node and restart the export command.

Alternatively, use the export data with the unknown value, and check and update the ARCHDELETE value after import processing has been performed.

---

**ANR0777E** *Export command: Invalid value for BACKDELETE parameter detected while exporting node *node* - default or existing value is used during import.*

**Explanation:** During processing of command *export command*, an invalid value is encountered for the BACKDELETE parameter for node *node name*.

**System action:** Export processing continues, but the exported data contains an unknown BACKDELETE value for this node. If this data is imported, the default or existing BACKDELETE value is used.

**User response:** Update the BACKDELETE parameter for this node and restart the export command. Alternatively, use the export data with the unknown value, and check and update the BACKDELETE value after import processing has been performed.

---

**ANR0778E** *Command: Error encountered in accessing data storage - device class *device class name* is not defined.*

**Explanation:** During command *command* processing, an error occurred because the specified device class is not defined.

**System action:** The command *command* is ended and server operation continues.

**User response:** Make sure the specified device class is defined.

---

**ANR0779E** *Command: Error encountered in accessing data storage - disk volume specified.*

**Explanation:** During command *command* processing, an error occurred because a specified volume is a disk volume rather than a tape volume.

**System action:** The command *command* is ended and server operation continues.

**User response:** Make sure that all volumes specified for the command *command* are tape volumes.

---

**ANR0780E** *Export/import command: Process aborted - a server communications session could not be established.*

**Explanation:** The server export/import process encounters an internal error in establishing an intermemory communications session with other server components.

**System action:** The export or import process ends and server operation continues.

**User response:** See the documentation for the

operating system about how to increase memory for an application.

If the error is not resolved, contact your service representative.

---

**ANR0781E** *Export/import command: Process aborted - server sign on failed.*

**Explanation:** The server export/import process encounters an internal error in establishing an intermemory communications session with other server components.

**System action:** The export or import process ends and server operation continues.

**User response:** Contact your service representative.

---

**ANR0784E** *Export/import command: Process aborted - internal error detected with the Export/Import level: level number.*

**Explanation:** The server export/import process encounters an internal error in evaluating the export/import level (SERVER, NODE, ADMIN, POLICY).

**System action:** The export or import process ends and server operation continues.

**User response:** Examine the server messages issued prior to this message to determine the source of the error. Use the QUERY ACTLOG command to view the activity log and search for messages. If the error cannot be isolated and resolved, contact your service representative.

---

**ANR0785E** *Import command: Invalid record type xrecord type read from export data.*

**Explanation:** The server export/import process encounters an internal error in reading data from the export media. An invalid record type of *record type* is encountered during the read operation.

**System action:** The export or import process ends and server operation continues.

**User response:** Examine the server messages issued prior to this message to determine the source of the error. Use the QUERY ACTLOG command to view the activity log and search for messages. If the error cannot be isolated and resolved, contact your service representative.

---

**ANR0786E** *Import command: Invalid export version version number in exported data.*

**Explanation:** The server import process encounters an internal error in reading data from the export media. An invalid export version number (*version number*) is encountered during the read operation.

**System action:** The export or import process ends and server operation continues.

**User response:** Examine the server messages issued prior to this message to determine the source of the error. Use the QUERY ACTLOG command to view the activity log and search for messages. If the error cannot be isolated and resolved, contact your service representative.

---

**ANR0787E** *Import command: Import of file space filespace name in node node name aborted by server (abort reason).*

**Explanation:** The server import process encounters an internal error in importing file space *filespace name* for client node *node name*. The reason code *abort reason* is encountered.

**System action:** The export or import process ends and server operation continues.

**User response:** Examine the server messages issued prior to this message to determine the source of the error. Use the QUERY ACTLOG command to view the activity log and search for messages. If the error cannot be isolated and resolved, contact your service representative.

---

**ANR0789E** *Import command: Failure in normalizing transaction identifier for sending to the server.*

**Explanation:** The server import process encounters an internal database transaction error in importing information into the server database.

**System action:** The export or import process ends and server operation continues.

**User response:** Examine the server messages issued prior to this message to determine the source of the error. Use the QUERY ACTLOG command to view the activity log and search for messages. If the error cannot be isolated and resolved, contact your service representative.

---

**ANR0790E** *Import command: Error in absorbing data records.*

**Explanation:** The server import process encounters an internal error in importing information into the server database.

**System action:** The export or import process ends and server operation continues.

**User response:** Examine the server messages issued prior to this message to determine the source of the error. Use the QUERY ACTLOG command to view the activity log and search for messages. If the error cannot be isolated and resolved, contact your service representative.

---

**ANR0792E** *Import command: Invalid copy type encountered in an imported file space authorization rule for node `node name`, file space `filespace name` - a type of BACKUP will be assumed.*

**Explanation:** During import processing for command *import command*, an invalid copy type is encountered for an authorization rule that grants access for file space *filespace name* on node *node name*. Authorization rules typically specify copy types of backup or archive, depending on whether backup file access or archive file access is granted by the file space owner to other users. Because the imported information for the rule is ambiguous, the server assumes that the rule is for backup data.

**System action:** The import process continues.

**User response:** The user for node *node name* should query the access rules for the specified node name after the import process has completed, and correct or delete any access rules that are in error or not needed.

---

**ANR0793E** *Export/import command: Preview processing terminated abnormally - error accessing data storage.*

**Explanation:** The server encountered an internal error in accessing data storage while executing an import or export preview operation.

**System action:** The export or import operation is ended and server operation continues.

**User response:** Use the QUERY ACTLOG command to examine messages prior to this error to determine the cause of the data storage failure. If you find and resolve the error, retry the export or import operation. If you cannot find the error, contact your service representative for assistance in resolving the problem.

---

**ANR0794E** *Export/import command: Processing terminated abnormally - error accessing data storage.*

**Explanation:** The server encountered an internal error in accessing data storage while executing an import or export operation.

**System action:** The export or import operation is ended and server operation continues.

**User response:** Use the QUERY ACTLOG command to examine messages prior to this error to determine the cause of the data storage failure. If the import or export operation involves a session with another server, run the QUERY ACTLOG command to examine messages on the other server as well. Messages on the other server can help you troubleshoot the error on the local server. If you find and resolve the error, retry the export or import operation. If you cannot find the error, contact your service representative for assistance in resolving the problem.

---

**ANR0795E** *Command: Error encountered in accessing data storage - invalid volume name specified.*

**Explanation:** The server encounters an error in accessing data storage while processing command *command*. The error occurred because an attempt has been made to access a volume with an invalid name.

**System action:** The command *command* operation is ended and server operation continues.

**User response:** Issue the command with a valid volume name.

---

**ANR0796E** *Command: Error encountered in accessing data storage - insufficient number of mount points available for removable media.*

**Explanation:** During command *command* processing, the server cannot allocate sufficient mount points.

**System action:** The command *command* operation is ended and server operation continues.

**User response:** If necessary, make more mount points available.

---

**ANR0797E** *Command: Error encountered in accessing data storage - required volume was not mounted.*

**Explanation:** During command *command* processing, a required volume cannot be mounted. The mount request may have been canceled.

**System action:** The command *command* operation is ended and server operation continues.

**User response:** Issue the command again and make sure the necessary volumes are accessible.

---

**ANR0798E** *Import command: Error encountered in accessing data storage - volume cannot be used.*

**Explanation:** During import processing, a volume has been mounted but cannot be used.

**System action:** The import operation is ended and server operation continues.

**User response:** Query the activity log for messages preceding this one that give additional information. Make sure a usable volume is specified and mounted.

---

**ANR0799E** *Command: Error encountered in accessing data storage - volume already in use.*

**Explanation:** During command *command* processing, a volume cannot be used because it is already defined in a storage pool, or has been previously used by an export, database dump, or database backup operation



(as recorded in the volume history) or is in use by another process.

**System action:** The command *command* operation is ended and server operation continues.

**User response:** Specify a volume that is not in use or defined in a storage pool, and that has not been previously used for an export, database dump, or database backup operation as recorded in the server volume history information. Use the QUERY VOLUME command to display the names of volumes that are defined to server storage pools. Use the QUERY VOLHISTORY command to display the names of volumes that have been used for export, database dump, or database backup operations.

---

**ANR0800I** *Command command for node node name started as process process ID.*

**Explanation:** A file space deletion process has started to delete one or more file spaces for the specified node. The process is assigned the ID specified in the message.

**System action:** The server starts a background process to perform the operation in response to the DELETE FILESPACE command entered by an administrator.

**User response:** To obtain status on the file space deletion process, issue the QUERY PROCESS command. The process may be canceled with the CANCEL PROCESS command.

---

**ANR0801I** *DELETE FILESPACE filespace name for node node name started as process process ID.*

**Explanation:** The specified client node has started a file space deletion process (on the server) to delete one or more file spaces. The process has been assigned the ID specified in the message.

**System action:** The server starts a background process to perform the operation in response to a request from the client node.

**User response:** To obtain status on the file space deletion process, issue the QUERY PROCESS command. The process may be canceled by an authorized administrator using the CANCEL PROCESS command.

---

**ANR0802I** *DELETE FILESPACE filespace name (backup/archive data) for node node name started.*

**Explanation:** A background server process has started (on the server) to delete the specified file space belonging to the node indicated. If a file space name is not included in the message, all file spaces belonging to the node are deleted.

**System action:** The background process deletes backup and archive objects for the specified file space while server operation continues.

**User response:** To obtain status on the file space deletion process, issue the QUERY PROCESS command. The process may be canceled by an authorized administrator using the CANCEL PROCESS command.

---

**ANR0803I** *DELETE FILESPACE filespace name (backup data) for node node name started.*

**Explanation:** A background server process has started (on the server) to delete backup objects in the specified file space belonging to the node indicated. If a file space name is not included in the message, then the backup objects for all file spaces that belong to the node are deleted.

**System action:** The background process deletes backup objects for the specified file space while server operation continues.

**User response:** To obtain status on the file space deletion process, issue the QUERY PROCESS command. The process may be canceled by an authorized administrator using the CANCEL PROCESS command.

---

**ANR0804I** *DELETE FILESPACE filespace name (archive data) for node node name started.*

**Explanation:** A background server process has started (on the server) to delete archive objects in the specified file space belonging to the node indicated. If a file space name is not included in the message, then the archive objects for all file spaces that belong to the node are deleted.

**System action:** The background process deletes archive objects for the specified file space while server operation continues.

**User response:** To obtain status on the file space deletion process, issue the QUERY PROCESS command. The process may be canceled by an authorized administrator using the CANCEL PROCESS command.

---

**ANR0805I** *DELETE FILESPACE filespace name canceled for node node name: number of objects objects deleted.*

**Explanation:** A background server process that has been deleting file space data for the indicated node is canceled by the CANCEL PROCESS command. The number of objects deleted before the cancel ended the operation are reported in the message.

**System action:** The server process is ended and server operation continues.

**User response:** No action is required. An authorized administrator can issue the DELETE FILESPACE command to delete remaining objects in the file space.

---

**ANR0806I**    **The *filesystem name* file space was deleted for node *node name*: *number of objects* objects were deleted.**

**Explanation:** A server process deleted file space data for the specified node. The total number of deleted objects is reported in the message.

**System action:** The deletion process is complete, but server operations continue.

**User response:** None.

---

**ANR0811I**    **Inventory client file expiration started as process *process ID*.**

**Explanation:** The server has started roll-off processing to remove expired client backup and archive file copies, based on the management class policy that is bound to the files. The copy group retention and version parameters for each file's copy group are used by the server to determine if copies are to be deleted from the server. The expiration process was started as process number *process ID*, and may be queried or canceled with the QUERY PROCESS or CANCEL PROCESS commands, respectively.

**System action:** The expiration process is now cancellable. Server operation continues.

**User response:** None.

---

**ANR0812I**    **Inventory file expiration process *process ID* completed: processed *number of nodes* nodes, examined *number of objects* objects, deleting *number of backup objects* backup objects, *number of archive objects* archive objects, *number of DB backup volumes* DB backup volumes, and *number of recovery plan files* recovery plan files. *retry count* objects were retried *error count* errors were encountered and *skipped count* objects were skipped.**

**Explanation:** Server expiration processing has completed. The number of client objects examined and deleted, based on management class policy, are displayed in the message. A total error count is also displayed. A count of objects skipped due to replication being required is also included. The number of DB backup volumes deleted is based on the value specified on the SET DRMDBBACKUPEXPIREDAYS. The number of recovery plan files deleted is based on the value specified on the SET DRMRPFEXPIREDAYS. Server expiration processing deletes the DB backup volumes and recovery plan files only if DRM is licensed on the server and the volumes or plan files are created on the server to server virtual volumes.

**System action:** The roll-off process is ended and server operation continues.

**User response:** If the error count is not equal to 0, examine messages that may have been issued in the

activity log to determine the cause for the errors.

---

**ANR0813I**    **Inventory file expiration process *process ID* canceled prior to completion: processed *number of nodes* nodes, examined *number of objects* objects, deleting *number of backup objects* backup objects, *number of archive objects* archive objects, *number of DB backup volumes* DB backup volumes, and *number of recovery plan files* recovery plan files. *retry count* objects were retried *error count* errors were encountered and *skipped count* objects were skipped.**

**Explanation:** The inventory file expiration process was canceled by an administrator. The number of objects examined and deleted prior to the cancellation are reported. A total error count and a skipped is also displayed.

**System action:** The server ends the file expiration process.

**User response:** None.

---

**ANR0819I**    **Cancel in progress**

**Explanation:** This message is displayed in response to a QUERY PROCESS command, and indicates that an inventory expiration process has been canceled. The process will end shortly.

**System action:** The expiration process terminates and server operation continues.

**User response:** None.

---

**ANR0820I**    **Sorting information for *number* objects has been deleted.**

**Explanation:** A background server process has deleted sorting information for *number* files from the server database. This process is started during initialization to remove any sorting information which is left over from previous export operations.

**System action:** The actual backup or archive objects were not deleted, but only information used to sort these objects during the previous export operation.

**User response:** None.

---

**ANR0821E**    **Filespace identifier *fsId* is not valid.**

**Explanation:** The identifier assigned for a filesystem is out of range.

**System action:** The file space is not added.

**User response:** Contact your service representative.

---

---

**ANR0822I** *command: Filespace* *filespace name* *(fsId=filespace id)* **successfully renamed to new filespace name for node** *node name*.

**Explanation:** The file space specified was renamed to the new name specified for the node. This message is displayed in response to successful completion of the RENAME FILESPACE command.

**System action:** The system renames the file space for the node as indicated

**User response:** None.

---

**ANR0823E** *command: Filespace* *filespace name* **cannot be renamed to new filespace name, a filespace with this name already exists for node** *node name*.

**Explanation:** The file space name specified as a target name for the command was found to already exist for the node specified. The command fails.

**System action:** Server operation continues, the command fails.

**User response:** Reissue the command with a different target filespace name

---

**ANR0824I** **Delete Filespace** *filespace name* **(space-managed data) for node** *node name* **started.**

**Explanation:** A background server process has started (on the server) to delete space-managed objects in the specified file space belonging to the node indicated. If a file space name is not included in the message, then the space-managed objects for all file spaces that belong to the node are deleted.

**System action:** The background process deletes space-managed objects for the specified file space while server operation continues.

**User response:** To obtain status on the file space deletion process, issue the QUERY PROCESS command. The process may be canceled by an authorized administrator using the CANCEL PROCESS command.

---

**ANR0826I** **DELETE FILESPACE** *filespace name* **for node** *node name* **encountered a transaction failure.**

**Explanation:** A background server process that has been deleting file space data for the indicated node encountered a transaction failure.

**System action:** The server process is retried if the maximum number of retry attempts have not been exceeded.

**User response:** Transaction failure usually indicates that a database deadlock was detected during file space deletion. These deadlock conditions are sometimes

encountered when multiple file space deletion processes are running at the same time. No action is required unless the DELETE FILESPACE terminates without completing the deletion process (see message ANR0828).

---

**ANR0827I** **DELETE FILESPACE** *filespace name* **will be retried for node** *node name*.

**Explanation:** A file space deletion process for the node indicated is being retried because an error was encountered.

**System action:** The server process is retried.

**User response:** None.

---

**ANR0828W** **DELETE FILESPACE** *filespace name* **for node** *node name* **terminated before completion due to transaction failure:** *number of objects* **objects deleted.**

**Explanation:** A background server process that has been deleting file space data for the indicated node is terminated prematurely because of transaction failure. The number of objects deleted before the operation ended are reported in the message.

**System action:** The server process is ended and server operation continues.

**User response:** Termination of this process because of transaction failure usually indicates that a database deadlock was detected during file space deletion. These deadlock conditions are sometimes encountered when multiple file space deletion processes are running at the same time. The command should be started again when fewer file space deletion processes are active. An authorized administrator can issue the DELETE FILESPACE command to delete remaining files in the file space(s).

---

**ANR0829E** *Command: Invalid combination of TYPE and DATA parameters.*

**Explanation:** The specified command has been issued with an invalid combination of the TYPE and DATA parameters. DATA=IMAGES can only be specified if TYPE=ANY or TYPE=BACKUP.

**System action:** Server operation continues, but the command is not processed.

**User response:** Issue the command and specify a valid combination of parameters.

---

**ANR0830W** **Management class** *class name* **in domain** *domain name* **used by node** *node name* **in file space** *filespace name* **is no longer active, or no longer has a BACKUP copy group: DEFAULT** **management class attributes will be used for expiration.**

**Explanation:** During policy roll-off processing, the server has found a client file copy whose management class or backup copy group no longer exists.

**System action:** The server obtains the DEFAULT management class for the specified domain and uses its backup copy group version and retention parameters to determine if file copies need to be expired.

**User response:** No action is required. A policy administrator with authority over the specified domain may use the DEFINE COPYGROUP, DEFINE MGMTCLASS, and ACTIVATE POLICY commands to define and activate a policy set that contains definitions for the missing management class or copy group.

---

**ANR0831W** The DEFAULT management class *class name* in domain *domain name* does not have a BACKUP copy group: GRACE PERIOD will be used for expiration.

**Explanation:** During policy roll-off processing, the server found a client file copy whose management class or backup copy group no longer exists. The DEFAULT management class for the indicated policy domain does not contain a backup copy group; therefore, the server uses the GRACE PERIOD retention value defined for the specified policy domain to determine if client file copies need to be expired and removed from the server database.

**System action:** The server obtains the GRACE PERIOD retention values for the specified domain and then determines if backup file copies need to be expired.

**User response:** No action is required. A policy administrator with authority over the specified domain may use the DEFINE COPYGROUP, DEFINE MGMTCLASS, and ACTIVATE POLICY commands to define and activate a policy set that contains definitions for the missing management class or backup copy group.

---

**ANR0832W** Management class *class name* in domain *domain name* used by node *node name* in *filesystem* *filesystem name* is no longer active, or no longer has an ARCHIVE copy group: DEFAULT management class attributes will be used for expiration.

**Explanation:** During policy roll-off processing, the server found a client file copy whose management class or archive copy group no longer exists.

**System action:** The server obtains the DEFAULT management class for the specified domain and uses its archive copy group retention parameter to determine if file copies need to be expired.

**User response:** No action is required. A policy administrator with authority over the specified domain may use the DEFINE COPYGROUP, DEFINE

MGMTCLASS, and ACTIVATE POLICY commands to define and activate a policy set that contains definitions for the missing management class or copy group.

---

**ANR0833W** The DEFAULT management class *class name* in domain *domain name* does not have an ARCHIVE copy group: GRACE PERIOD will be used for expiration.

**Explanation:** During policy roll-off processing, the server found a client file copy whose management class or archive copy group no longer exists. The DEFAULT management class for the indicated policy domain does not contain an archive copy group; therefore, the server uses the GRACE PERIOD retention value defined for the specified policy domain to determine if client file copies need to be expired and removed from the server database.

**System action:** The server obtains the GRACE PERIOD retention values for the specified domain and then determines if archive file copies need to be expired.

**User response:** No action is required. A policy administrator with authority over the specified domain may use the DEFINE COPYGROUP, DEFINE MGMTCLASS, and ACTIVATE POLICYSET commands to define and activate a policy set that contains definitions for the missing management class or backup copy group.

---

**ANR0834W** Inventory client file expiration cannot start because of insufficient memory - will retry in *number of seconds* seconds.

**Explanation:** The server inventory expiration process is pausing to retry an operation that failed because sufficient memory is not available on the server.

**System action:** Server operation continues; the expiration process will be retried after the stated delay.

**User response:** See the documentation for the operating system about how to increase memory for an application.

---

**ANR0835W** Management class *class name* in domain *domain name* is no longer active, or no longer has a BACKUP copy group, or no longer has an ARCHIVE copy group. DEFAULT management class used to delete *number of backup files* backup files and *number of archive files* archive files. Retention grace period used to delete *number of backup files* backup files and *number of archive files* archive files.

**Explanation:** During policy roll-off processing, the server found a management class or backup copy group or archive copy group that no longer exists. When a management class or backup copy group no longer exists, the number of backup client file copies

that have been deleted using the default management class or the retention grace period is displayed in the message. When a management class or archive copy group no longer exists, the number of archive client files that have been deleted using the default management class or the retention grace period is displayed in the message.

**System action:** The server obtains the DEFAULT management class for the specified domain and uses its backup copy group or archive copy group version and retention parameters to determine if file copies need to be expired. If, however, the needed backup copy group or archive copy group does not exist in the DEFAULT management class, the server will use the retention grace period for the domain.

**User response:** No action is required. This message is only issued when expiration processing has been started with the QUIET option to suppress detailed messages. Expiration processing can be started without the QUIET option to see the detailed messages which will indicate specific node and filesystems and will further distinguish between backup and archive copy groups. A policy administrator with authority over the specified domain may use the DEFINE COPYGROUP, DEFINE MGMTCLASS, and ACTIVATE POLICY commands to define and activate a policy set that contains definitions for the missing management class or copy group.

---

**ANR0836W** **No query restore processing session**  
*session id for node node name and filesystem*  
*name failed to retrieve file high-level file*  
*namelow-level file name - file being*  
**skipped.**

**Explanation:** The no query restore processing for the session listed relating to the specified node name and filesystem failed to retrieve the specified file. An error occurred while retrieving this file so it will be skipped.

**System action:** The no query restore operation continues.

**User response:** Determine the cause of the file retrieve failure and correct it. After this situation is correct, the client can do a restore of the specific file that was skipped.

---

**ANR0837I** **Inventory file expiration process**  
*ID was terminated after exceeding the*  
**duration limit of duration minutes:**  
*processed number of nodes nodes,*  
*examined number of objects objects,*  
*deleting number of backup objects backup*  
*objects, number of archive objects archive*  
*objects, number of DB backup volumes DB*  
**backup volumes, and number of recovery**  
*plan files recovery plan files. retry count*  
**objects were retried error count errors**  
**were encountered and skipped count**

**objects were skipped.**

**Explanation:** An administrator or schedule issued the command EXPIRE INVENTORY ... DURATION=xxx, where xxx is the number of minutes for the expire inventory process to run. That xxx number of minutes has been reached, so the expire inventory process ends.

**System action:** The expire inventory process ends.

**User response:** None.

---

**ANR0844E** **Command: node name is not a**  
**backup-archive node.**

**Explanation:** The specified node name is not a backup-archive node.

**System action:** Processing fails for the command. Server operation continues.

**User response:** Reissue the command with a valid node name.

---

**ANR0848W** **Expiration failed to delete file type file**  
*file name for node node name and*  
**filesystem filesystem name - file will be**  
**skipped.**

**Explanation:** The expiration process was unable to delete the indicated file. The file will be skipped by expiration.

**System action:** The expiration process continues.

**User response:** Try expiration again to determine if the cause of the deletion failure was an intermittent problem or if it is a permanent problem. If after a subsequent expiration attempt the file still is not deleted, contact your service representative.

---

**ANR0849E** **Command: Not permitted for node Node**  
**Name - node of type SERVER.**

**Explanation:** The indicated DELETE FILESPACE process is not started because the node specified is of NODETYPE=SERVER. A DELETE FILESPACE may only be processed for nodes of this type with the TYPE=SERVER parameter specified.

**System action:** The DELETE FILESPACE command is ended and server processing continues.

**User response:** If this filesystem must be deleted, Reissue the command with the TYPE parameter set to TYPE=SERVER. Please use caution when using the TYPE=SERVER parameter as this can impact the availability of data for the server that owns these files.

---

**ANR0850E** **Command: Cannot Start process name**  
**Process.**

**Explanation:** The indicated DELETE FILESPACE process cannot be started on the server.

**System action:** The DELETE FILESPACE command is ended and server processing continues.

**User response:** This usually indicates that sufficient server memory is not available on the server.

See the documentation for the operating system about how to increase memory for an application.

---

**ANR0851E Cannot start delete file space thread for node *node name*.**

**Explanation:** The indicated DELETE FILESPACE process cannot be started on the server. Sufficient memory on the server may not be available.

**System action:** The DELETE FILESPACE command is ended and server processing continues.

**User response:** See the documentation for the operating system about how to increase memory for an application.

---

**ANR0852E Command: No matching file spaces found for node *node name*.**

**Explanation:** The server did not find any file spaces for the node indicated matching the names specified in the command.

**System action:** The server ends the command.

**User response:** Enter the command with file space names that refer to defined file spaces for the specified node. Note that file space names are case sensitive. Enter them by using exactly the same uppercase and lowercase characters that match the file space name defined on the server. Use the QUERY FILESPACE command to determine which file spaces are defined for a node on the server.

---

**ANR0853E Transaction failed in file space deletion, DELETE FILESPACE process aborted.**

**Explanation:** A database transaction fails while the server is deleting file space data.

**System action:** The server ends the file space deletion process.

**User response:** Examine the server messages issued prior to this message to determine the source of the error. Issue the QUERY ACTLOG command to view the activity log and search for messages. If the error cannot be isolated and resolved, contact your service representative.

---

**ANR0854E Inventory file space query failure, DELETE FILESPACE process aborted.**

**Explanation:** The server encounters an error in querying the inventory database during a file space deletion process.

**System action:** The server ends the file space deletion process.

**User response:** Examine the server messages issued prior to this message to determine the source of the error. Issue the QUERY ACTLOG command to view the activity log and search for messages. If the error cannot be isolated and resolved, contact your service representative.

---

**ANR0855E Server LOG space exhausted, DELETE FILESPACE process aborted.**

**Explanation:** Insufficient server log space has been encountered during file space deletion processing.

**System action:** The server ends the file space deletion process.

**User response:** To increase the amount of log space that is available to the server, evaluate the directories and file systems that are assigned to the ACTIVELOGDIRECTORY, ARCHIVELOGDIRECTORY, and ARCHFAILOVERLOGDIRECTORY options in the dsmserv.opt file. An out of log space condition might occur because the ACTIVELOGDIRECTORY location is full.

Alternatively, an out of log space condition might occur if there are log files in the ACTIVELOGDIRECTORY location that are no longer active and cannot be archived to the ARCHIVELOGDIRECTORY and ARCHFAILOVERLOGDIRECTORY locations. If necessary, specify a larger directory for the ARCHIVELOGDIRECTORY or ARCHFAILOVERLOGDIRECTORY options in the dsmserv.opt file and then restart the server.

---

**ANR0856E Server database space exhausted, DELETE FILESPACE process aborted.**

**Explanation:** Insufficient server database space has been encountered during file space deletion processing.

**System action:** The server ends the file space deletion process.

**User response:** To increase the amount of database space that is available to the server, issue the EXTEND DBSPACE command to add one or more directories to the database.

---

**ANR0859E Data storage object erasure failure, DELETE FILESPACE process aborted.**

**Explanation:** The server encounters an error in removing file copies from data storage during file space deletion processing.

**System action:** The server ends the file space deletion process.

**User response:** Examine the server messages issued prior to this message to determine the source of the

error. Issue the QUERY ACTLOG command to view the activity log and search for messages. If the error cannot be isolated and resolved, contact your service representative.

---

**ANR0860E**    **Expiration process** *process ID* **terminated due to internal error: examined** *number of objects* **objects, deleting** *number of backup objects* **backup objects, number of archive objects** **archive objects, number of DB backup volumes** **DB backup volumes, and number of recovery plan files** **recovery plan files. retry count** **objects were retried and error count** **errors were encountered.**

**Explanation:** The server encounters an internal error during file expiration processing. The number of files examined and deleted prior to the error are reported. A total error count is also displayed.

**System action:** The server ends the expiration process.

**User response:** Examine the server messages issued prior to this message to determine the source of the error. Issue the QUERY ACTLOG command to view the activity log and search for messages. If the error cannot be isolated and resolved, contact your service representative.

---

**ANR0861E**    **Transaction failed in expiration, inventory expiration aborted.**

**Explanation:** The server encounters a database transaction failure during policy roll-off processing.

**System action:** The server ends roll-off processing.

**User response:** Examine the server messages issued prior to this message to determine the source of the error. Issue the QUERY ACTLOG command to view the activity log and search for messages. If the error cannot be isolated and resolved, contact your service representative.

---

**ANR0865E**    **Expiration processing failed - internal server error.**

**Explanation:** Server retry processing during policy roll-off fails.

**System action:** The server ends policy roll-off processing.

**User response:** Issue the QUERY ACTLOG command to view the activity log and search for messages. Examine the server messages issued prior to this message to determine the source of the error.

The following issues can cause this message to occur:

- The server is out of database space. To increase the amount of database space that is available to the server, issue the EXTEND DBSPACE command to add one or more directories to the database.

- The server is out of log space. To increase the amount of log space that is available to the server, evaluate the directories and file systems that are assigned to the ACTIVELOGDIRECTORY, ARCHIVELOGDIRECTORY, and ARCHFAILOVERLOGDIRECTORY options in the dsmserv.opt file. An out of log space condition might occur because the ACTIVELOGDIRECTORY location is full. Alternatively, an out of log space condition might occur if there are log files in the ACTIVELOGDIRECTORY location that are no longer active and cannot be archived to the ARCHIVELOGDIRECTORY and ARCHFAILOVERLOGDIRECTORY locations. If necessary, specify a larger directory for the ARCHIVELOGDIRECTORY or ARCHFAILOVERLOGDIRECTORY options in the dsmserv.opt file and then restart the server.
- The server is low on memory. To increase the amount of memory that is available to the server, see the operating system documentation that describes how to increase memory for an application.

If the error cannot be isolated and resolved, contact your service representative.

---

**ANR0866E**    **Expiration processing retries failed - no success after** *maximum retries* **retries.**

**Explanation:** Server policy roll-off processing ends because retry processing has not been successful in expiring client file copies from the server database.

**System action:** The server ends policy roll-off processing and server operation continues.

**User response:** Issue the QUERY ACTLOG command to view the activity log and search for messages. Examine the server messages issued prior to this message to determine the source of the error.

The following issues can cause this message to occur:

- The server is out of database space. To increase the amount of database space that is available to the server, issue the EXTEND DBSPACE command to add one or more directories to the database.
- The server is out of log space. To increase the amount of log space that is available to the server, evaluate the directories and file systems that are assigned to the ACTIVELOGDIRECTORY, ARCHIVELOGDIRECTORY, and ARCHFAILOVERLOGDIRECTORY options in the dsmserv.opt file. An out of log space condition might occur because the ACTIVELOGDIRECTORY location is full. Alternatively, an out of log space condition might occur if there are log files in the ACTIVELOGDIRECTORY location that are no longer active and cannot be archived to the ARCHIVELOGDIRECTORY and ARCHFAILOVERLOGDIRECTORY locations. If necessary, specify a larger directory for the

ARCHIVELOGDIRECTORY or  
ARCHFAILOVERLOGDIRECTORY options in the  
dsmserve.opt file and then restart the server.

- The server is low on memory. To increase the amount of memory that is available to the server, see the operating system documentation that describes how to increase memory for an application.

If the error cannot be isolated and resolved, contact your service representative.

---

**ANR0867E Unable to open policy domain for node *node name* during server operation.**

**Explanation:** Policy roll-off processing on the server encounters an error while obtaining policy information related to the specified node.

**System action:** The server ends roll-off processing and server operation continues.

**User response:** Examine the server messages issued prior to this message to determine the source of the error. Issue the QUERY ACTLOG command to view the activity log and search for messages. If the error cannot be isolated and resolved, contact your service representative.

---

**ANR0868E Cannot find management class name for ID *management class ID*.**

**Explanation:** Policy roll-off processing on the server encounters an error while obtaining policy information.

**System action:** The server ends roll-off processing and server operation continues.

**User response:** Examine the server messages issued prior to this message to determine the source of the error. Issue the QUERY ACTLOG command to view the activity log and search for messages. If the error cannot be isolated and resolved, contact your service representative.

---

**ANR0869E Cannot find policy domain for node *node ID*.**

**Explanation:** Policy roll-off processing on the server encounters an error while obtaining policy information related to the specified node.

**System action:** The server ends roll-off processing and server operation continues.

**User response:** Examine the server messages issued prior to this message to determine the source of the error. Issue the QUERY ACTLOG command to view the activity log and search for messages. If the error cannot be isolated and resolved, contact your service representative.

---

**ANR0870E Cannot find node name for node *node ID*.**

**Explanation:** Policy roll-off processing on the server encounters a database error in obtaining information for a client node.

**System action:** The server ends roll-off processing and server operation continues.

**User response:** Examine the server messages issued prior to this message to determine the source of the error. Issue the QUERY ACTLOG command to view the activity log and search for messages. If the error cannot be isolated and resolved, contact your service representative.

---

**ANR0871E Cannot find file space name for node *node ID*, file space *file space ID*.**

**Explanation:** Policy roll-off processing on the server encounters a database error in obtaining information for a client node.

**System action:** The server ends roll-off processing and server operation continues.

**User response:** Examine the server messages issued prior to this message to determine the source of the error. Issue the QUERY ACTLOG command to view the activity log and search for messages. If the error cannot be isolated and resolved, contact your service representative.

---

**ANR0872E Grace Period retention for domain *domain name* could not be obtained.**

**Explanation:** Policy roll-off processing on the server encounters a database error in obtaining GRACE PERIOD values for the specified policy domain.

**System action:** The server ends roll-off processing and server operation continues.

**User response:** Examine the server messages issued prior to this message to determine the source of the error. Issue the QUERY ACTLOG command to view the activity log and search for messages. If the error cannot be isolated and resolved, contact your service representative.

---

**ANR0873E Invalid copy type encountered in expiring files: *copytype ID***

**Explanation:** Policy roll-off processing on the server encounters a database error in obtaining copy group information.

**System action:** The server ends roll-off processing and server operation continues.

**User response:** Examine the server messages issued prior to this message to determine the source of the error. Issue the QUERY ACTLOG command to view the



activity log and search for messages. If the error cannot be isolated and resolved, contact your service representative.

---

**ANR0874E Backup object *object* not found during inventory processing.**

**Explanation:** Inventory processing on the server encounters a database error in obtaining backup information in data storage.

**System action:** The server ends roll-off processing, or client session(s) and server operation continues.

**User response:** Examine the server messages issued prior to this message to determine the source of the error. Issue the QUERY ACTLOG command to view the activity log and search for messages. If the error cannot be isolated and resolved, contact your service representative.

---

**ANR0875E Archive object *object.ID* not found during expiration processing.**

**Explanation:** Policy roll-off processing on the server encounters a database error in obtaining archive information in data storage.

**System action:** The server ends roll-off processing and server operation continues.

**User response:** Examine the server messages issued prior to this message to determine the source of the error. Issue the QUERY ACTLOG command to view the activity log and search for messages. If the error cannot be isolated and resolved, contact your service representative.

---

**ANR0879E Error opening inventory file space query.**

**Explanation:** Policy roll-off processing on the server encounters a database error in accessing inventory information.

**System action:** The server ends roll-off processing and server operation continues.

**User response:** Examine the server messages issued prior to this message to determine the source of the error. Issue the QUERY ACTLOG command to view the activity log and search for messages. If the error cannot be isolated and resolved, contact your service representative.

---

**ANR0880E Filespace command: No matching file spaces.**

**Explanation:** The server did not find any file space names matching the specifications entered in the *filespace command*.

**System action:** Server operation continues.

**User response:** Use the QUERY FILESPACE command to determine which file spaces are defined on the server. Note, that file space names are case sensitive. Reissue the file space command and specify the proper file space name (in proper case).

---

**ANR0881E Policy Error : the GRACE PERIOD archive retention value could not be obtained for domain *domain ID* during client inventory processing.**

**Explanation:** The server encounters an internal error in accessing policy information.

**System action:** The operation is ended and server operation continues.

**User response:** Contact your service representative.

---

**ANR0882E Policy Error: Unable to open policy domain for node *node name* during client inventory query processing.**

**Explanation:** The server encounters an internal error in accessing policy information.

**System action:** The client operation is ended and server operation continues.

**User response:** Contact your service representative.

---

**ANR0883E Cannot obtain node name for node *node ID*.**

**Explanation:** The server encounters an internal error in accessing client node information.

**System action:** The operation is ended and server operation continues.

**User response:** Contact your service representative.

---

**ANR0884E Error *code* during deletion of sorting information for *number* objects.**

**Explanation:** A background server process encountered an internal error after deleting sorting information for *number* files from the server database. This process is started during initialization to remove any sorting information which is left over from previous export operations.

**System action:** The backup or archive objects were not deleted. Only the information used to sort these objects during the previous export operation was deleted. The background process was terminated before all sorting information had been deleted. The system will not perform further export processing of file data until this problem has been resolved.

**User response:** Examine the server messages issued prior to this message to determine the source of the error. Issue the QUERY ACTLOG command to view the activity log and search for messages. Then restart the

server. If the error cannot be isolated and resolved, contact your service representative.

---

**ANR0885I** *Import command: Processing management class **management class name** for domain **domain name** and policy set **policy set name** as management class **new management class name**.*

**Explanation:** The background import process to service the command *import command* is currently processing the policy information for management class *management class name* in domain *domain name* and policy set *policy set name*. The management class is imported under the name *new management class name*. During import processing, management classes defined as either DEFAULT or GRACE\_PERIOD must be renamed so that the management class does not conflict with existing server policy conventions. Import processing is then able to import file data by using the renamed management class.

**System action:** Import processing for the command continues.

**User response:** None. However, an administrator may want to examine the policy definitions for *new management class name* so they are aware of the management classes that may be used if the policy set containing this management class is activated.

---

**ANR0886E** *Management class **class name** in domain **domain name** used by node **node name** in file space **filesystem name** has no BACKUP copy group with id **copy group id**; Expiration will not be performed for files from this node and filesystem that are bound to this management class and copy group id.*

**Explanation:** During policy roll-off processing, the server finds a client file copy with a management class or a backup copy group that no longer exists.

**System action:** The server skips the files in error.

**User response:** For programming support, contact your service representative.

---

**ANR0887E** *Management class **class name** in domain **domain name** used by node **node name** in file space **filesystem name** has no archive copy group with id **copy group id**. Server operation will not be performed for files from this node and filesystem that are bound to this management class and copy group id.*

**Explanation:** During policy roll-off processing, the server finds a client file copy with a management class or an archive copy group that no longer exists.

**System action:** The server skips the specified files.

**User response:** For programming support, contact your service representative.

---

**ANR0888E** *SQL commands cannot be issued from the server console.*

**Explanation:** An SQL command was issued from the server console. SQL commands cannot be issued from the server console because they may require a long time complete and the server console should be available to control other server functions.

**System action:** The server ignores the command and continues processing.

**User response:** Issue the SQL command from an administrative client.

---

**ANR0889I** *Deleted **count** statistics reports about data deduplication for node **node name**.*

**Explanation:** The server processed DELETE DEDUPSTATS for the specified node, with the total number of deleted statistics reports about data deduplication specified in this message.

**System action:** The deletion of data deduplication statistics is complete for the node, and server operations continue.

**User response:** None.

---

**ANR0890I** *Export/import command: Processing optionset **optionset name**.*

**Explanation:** The background export or import process to service the command *export/import command* is currently processing optionset definition information.

**System action:** Export or import processing for the command continues.

**User response:** None.

---

**ANR0891I** *Export/import command: Copied **number** optionset definitions.*

**Explanation:** The background export or import process to service the command *export/import command* copies *number* client optionset definitions from the server database to export media or from export media into the server database. Data is not moved if Preview=Yes is specified in the command *export/import command*.

**System action:** Export or import processing for the command completes. Server operation continues.

**User response:** None.

---

**ANR0892I** *Export command: No matching optionsets found for exporting.*

**Explanation:** The background export process does not find any client optionsets for *export command*.

**System action:** The export process continues and no option sets from the server.

**User response:** None.

---

**ANR0893I** *Are you sure that you want to accept the current system date as valid ?*

**Explanation:** This message is displayed when the ACCEPT DATE command has been issued to confirm that you want to accept the date on the system as valid. Accepting an invalid date can cause any of the following problems:

- Premature deletion of data
- Excessive retention of data
- Scheduling problems
- Event record problems
- Password expiration problems.

**System action:** The command waits for you to confirm the action.

**User response:** Specify Yes if you want to accept the system date as valid, or No if you do not want to execute the command.

---

**ANR0894I** *Current system date has been accepted as valid.*

**Explanation:** This message is displayed when the ACCEPT DATE command has been issued and the date has been accepted as valid by the server.

**System action:** The current system date is accepted as valid by the server. The server will begin processing using the current system date.

**User response:** Issue the ENABLE SESSIONS ALL command to allow client, server and administrative sessions to start.

---

**ANR0895E** *Command: Cannot Start process name Process.*

**Explanation:** The indicated process cannot be started on the server.

**System action:** The specified command is ended and server processing continues.

**User response:** This usually indicates that sufficient server memory is not available on the server.

See the documentation for the operating system about how to increase memory for an application.

---

**ANR0896I** *Generated count statistics reports about data deduplication for node node name in pool pool name.*

**Explanation:** The server processed GENERATE DEDUPSTATS for the specified node and pool, with the total number of generated statistics reports about data deduplication specified in this message.

**System action:** The generation of data deduplication statistics is complete for the node and pool specified in the command, and server operations continue.

**User response:** None.

---

**ANR0900I** *Processing options file filespec.*

**Explanation:** At server initialization, the server is reading the server options file whose name is shown in the message.

**System action:** The server reads and processes the options in this file.

**User response:** None.

---

**ANR0901W** *Invalid option statement found in file filespec.*

**Explanation:** While processing the server options file named, the server has encountered an invalid statement. The invalid statement type is shown in the message. The lines following this message provide more information.

**System action:** The server ignores the statement in error. Server initialization continues. The default value is used for any missing or ignored options.

**User response:** Ignore the error, or use a text editor to correct the error and restart the server.

---

**ANR0902W** *Unsupported keyword or invalid value found in file filespec.*

**Explanation:** While processing the server options file named, the server has encountered an invalid keyword or an invalid value on an option statement. The lines following this message provide more information.

**System action:** The server ignores the option statement in error. Server initialization continues. The default value is used for any missing or ignored options.

**User response:** Ignore the error, or use a text editor to correct the error and restart the server.

---

**ANR0905W** *Options file filespec not found.*

**Explanation:** At server initialization, the server is unable to locate the server options file named.

**System action:** The server uses the default values for all options. Server initialization continues.

**User response:** If the default values are acceptable, ignore the error. Otherwise, move a valid server options file to the proper location, rename a valid options file to the proper name, or use a text editor to build the proper server options file, and then restart the server.

---

**ANR0914E** *Diagnostic(ID): a request failed because object (object name), size (size), exceeds the maximum size of maximum size.*

**Explanation:** The size of the specified object exceeds the maximum size defined for that object. The server cannot handle the new object.

**System action:** The activity that generated this error fails.

**User response:** Determine why the new object's length exceeds the maximum specified for the object. Reduce the length of the object.

---

**ANR0915E** *Unable to open language language name for message formatting.*

**Explanation:** The server is unable to open the specified message repository.

**System action:** Server initialization continues with the default message repository.

**User response:** Ensure that a valid language is specified in the LANGUAGE option of the server options file. If a change is made to the options file, restart the server to activate changes.

---

**ANR0916I** *Product Name distributed by Company is now ready for use.*

**Explanation:** The server has completed startup processing and is now ready for use.

**System action:** None.

**User response:** None.

---

**ANR0917W** *Session session number for node node name (client platform) - in domain domain name failed because of policy length.*

**Explanation:** The client cannot handle very long policies.

**System action:** The client operation is ended and server operation continues.

**User response:** Upgrade the client to the latest level, or activate a policy set with fewer management classes.

---

**ANR0918E** *Inventory operation for node node name terminated - lock conflict.*

**Explanation:** During the indicated operation, the server needs to obtain a lock that is not available.

**System action:** The indicated operation ends.

**User response:** Restart the operation.

---

**ANR0919E** *Filespace name fsName with length length was encountered for nodes node list.*

**Explanation:** The specified filesystem name was found for the nodes in the list. The name is not allowed. The error may occur while processing an administrative command or client request.

**System action:** Server processing continues.

**User response:** If the error occurs during processing for an administrative command such as EXPORT NODE or RENAME FILESPACE, rename the filesystem for the nodes in the list using a valid name. If found while processing a client request, contact your service representative.

---

**ANR0920I** *Tracing is now active to standard output.*

**Explanation:** In response to a TRACE START command, server trace records are being written to the standard output destination (usually the server console).

**System action:** None.

**User response:** None.

---

**ANR0921I** *Tracing is now active to file file spec.*

**Explanation:** In response to a TRACE START command, server trace records are being written to the file named.

**System action:** None.

**User response:** None.

---

**ANR0922I** *Trace ended.*

**Explanation:** In response to a TRACE END command, server trace records are no longer being written.

**System action:** None.

**User response:** None.

---

**ANR0923E** *Tracing is inactive.*

**Explanation:** A TRACE END command has been entered, but tracing is not active.

**System action:** The command is ignored.

**User response:** If tracing is desired, use the TRACE ENABLE and TRACE START commands to activate server tracing.

---

**ANR0924E** Tracing is already active to file *file spec*.

**Explanation:** A TRACE BEGIN command has been entered, but tracing is already active to the file named.

**System action:** The command is ignored.

**User response:** If the current trace output file is acceptable, no action is required. Otherwise use the TRACE END command to stop tracing and then reissue the TRACE BEGIN command as desired.

---

**ANR0925E** Tracing is already active to standard output.

**Explanation:** A TRACE BEGIN command has been entered, but tracing is already active to the standard output destination (usually the server console).

**System action:** The command is ignored.

**User response:** If the current trace output destination is acceptable, no action is required. Otherwise use the TRACE END command to stop tracing and then reissue the TRACE BEGIN command as desired.

---

**ANR0927E** Unknown trace class keyword - *class*.

**Explanation:** A TRACE ENABLE command has been entered which specifies an unknown trace class.

**System action:** The command is ignored.

**User response:** Reissue the TRACE command with the correct class.

---

**ANR0928E** Unable to open trace file *file spec* for appending.

**Explanation:** A TRACE BEGIN command specifies an output file, but the server cannot write to that file.

**System action:** The command is ignored.

**User response:** Check the file for proper access permissions, or reissue the TRACE command specifying a different output file.

---

**ANR0929E** Insufficient memory to activate tracing.

**Explanation:** A TRACE BEGIN command has been entered, but the server has insufficient memory available to activate tracing.

**System action:** The command is ignored.

**User response:** If tracing is required, make more memory available to the server then restart the server.

---

**ANR0936E** Session *session ID* for *session name* failed sending verb *verb name* because client not able to handle extended qualifier attribute.

**Explanation:** A server was going to send the reported verb for the indicated session but was not able to send it. The verb could not be sent to the client because it contains extended information about the low-level qualifier. The extended low-level qualifier is used to store names up to 512 bytes in length. The client that this verb was supposed to be sent to does not support the extended low-level qualifier information.

**System action:** The send of the verb to the reported session fails and this server operation will fail and report a communication error.

**User response:** The client session reported needs to have the installed client upgraded to IBM Spectrum Protect version 5.1.5 or higher in order to support the extended low-level qualifier.

---

**ANR0937I** Expiration process *process ID* is ending.

**Explanation:** The expiration process referenced is ending either because it has been cancelled or because it has completed the necessary actions. This message is only issued in the case where expiration was processing a long-running operation, such as deleting a group of related files (for example, a backup group). This message indicates the time when the long-running operation ended.

**System action:** None.

**User response:** None.

---

**ANR0939E** Error *error code* occurred while locating base object (*baseId*) for subfile (*subfileId*):  
Node *node name*, File space *filespace name*,  
Type *file type*, File name *file name*.

**Explanation:** Export processing did not find the base object for the specified subfile. Export processing does not continue.

**System action:** Export processing stops. Server operation continues.

**User response:** Audit the database to correct the entries.

---

**ANR0940I** Cancel request accepted for process *process ID*.

**Explanation:** A CANCEL PROCESS command has been entered for the specified process. Some processes will experience a delay before they terminate. This delay may be lengthy for processes that involve remote data movement.

**System action:** None.

**User response:** None.

---

**ANR0941I** *Command: Cancel for process process ID is already pending.*

**Explanation:** A CANCEL PROCESS command has been entered for the specified process, but a cancel is already pending for that process.

**System action:** The server ignores the command.

**User response:** None.

---

**ANR0942E** *Command: Process process ID cannot be found.*

**Explanation:** A CANCEL PROCESS command has been entered for the specified process, but the process is not active. Either the process has already ended or the wrong process number has been entered.

**System action:** The server ignores the command.

**User response:** If the wrong process number has been entered, reissue the command with the correct process number.

---

**ANR0943E** *Command: Process process ID could not be canceled.*

**Explanation:** A CANCEL PROCESS command has been entered for the specified process, but the process specified is an automatic process, such as migration or reclamation, that cannot be canceled.

**System action:** The server ignores the command.

**User response:** If the process is a REPLICATE NODE process and is on the target server, it cannot be canceled if the process is in progress and the source server is available. The target server monitors communications with the source server. If 5 minutes have expired since the last communications, the target server assumes that the source server is no longer available, and the process is canceled. To view the length of time during which the process has been idle, issue the QUERY PROCESS command and specify the process ID for the replication process.

---

**ANR0944E** *Command: No active processes found.*

**Explanation:** A QUERY PROCESS command has been entered, and no processes are active.

**System action:** The server ignores the command.

**User response:** None.

---

**ANR0946E** *Archive processing fails: Object objId not found.*

**Explanation:** Archive processing fails because the specified object was not found. An archive request is completed in stages. The object may have been deleted

by an archive delete request, delete filespace or expiration that began and completed between these stages.

**System action:** System processing continues.

**User response:** Check the client log for error and retry messages. Reissue the archive request if the retry failed.

---

**ANR0947E** *Error writing to trace file file spec.*

**Explanation:** An error occurred while writing to the specified trace file.

**System action:** Trace is disabled.

**User response:** Check the file for proper access permissions, or for the out of space issue for the trace file. Once this is corrected, reissue the TRACE BEGIN command, specifying either the same or a different output file.

---

**ANR0950I** *Session Session number for node Node name is using inline server data deduplication or inline compression.*

**Explanation:** Inline data deduplication or inline compression was used for the specified node and session.

**System action:** Data was deduplicated by the server as it was written to the container storage pool.

**User response:** None.

---

**ANR0951I** *Session Session number for node Node name processed files processed files by using inline data deduplication or compression, or both. The number of original bytes was bytes processed. Inline data deduplication reduced the data by bytes reduced by dedup bytes and inline compression reduced the data by bytes reduced by compression bytes.*

**Explanation:** Data deduplication or compression processing, or both, is complete for the specified node.

**System action:** Statistics are displayed for the specified node.

**User response:** None.

---

**ANR0952W** *The filespace Filespace name cannot be included in the backup set because it contains encrypted data.*

**Explanation:** Data from the filespace cannot be included in the backup set because the filespace contains encrypted data.

**System action:** The filespace is skipped.

**User response:** None.

---

**ANR0955I**    **DELETE FILESPACE** *filesystem name* **for node** *node name* **failed deletion because of a restartable restore session.**

**Explanation:** The reported node and filesystem have a restartable restore session active or restartable. A filesystem cannot be deleted while the restartable restore session exists.

**System action:** The server process is retried if the maximum number of retry attempts have not been exceeded.

**User response:** Use the QUERY RESTORE command to view active and restartable restores sessions for this filesystem. Either wait for the sessions to complete or cancel the sessions with the CANCEL RESTORE command, and reissue the DELETE FILESPACE command. To view restartable restore sessions issue the command QUERY RESTORE. Either:

- wait to reissue the DELETE FILESPACE command after this restartable restore has completed
- cancel the restartable restore session with the CANCEL RESTORE command

---

**ANR0958I**    **CLEANUP BACKUPGROUPS** *evaluated objectcount group objects, found errorcount errors, and deleted deleted group objects with completion state state.*

**Explanation:** The CLEANUP BACKUPGROUPS utility ended with the presented state.

**System action:** Server operation continues.

**User response:** None.

---

**ANR0960I**    **Process** *process ID* **waiting for mount point in device class** *device class name.*

**Explanation:** The process whose ID is shown has begun to wait for a mount point that can be used for a volume in the device class shown.

**System action:** The process waits for the mount point.

**User response:** Respond to any mount requests.

---

**ANR0961I**    **Process** *process ID* **waiting for multiple mount points in device class** *device class name.*

**Explanation:** The process whose ID is shown has begun to wait for multiple mount points that can be used for a volume in the device class shown.

**System action:** The process waits for the mount points.

**User response:** Respond to any mount requests.

---

**ANR0962I**    **Process** *process ID* **waiting for mount points in device classes** *device class name* **and** *device class name.*

**Explanation:** The process whose ID is shown has begun to wait for mount points that can be used for a volume in the two device classes shown.

**System action:** The process waits for the mount points.

**User response:** Respond to any mount requests.

---

**ANR0963I**    **Process** *process ID* **waiting for mount of input volume** *volume name.*

**Explanation:** The process whose ID is shown has begun to wait for the mount of the input volume shown.

**System action:** The process waits for the mount.

**User response:** Respond to any mount requests.

---

**ANR0964I**    **Process** *process ID* **waiting for mount of output volume** *volume name.*

**Explanation:** The process whose ID is shown has begun to wait for the mount of the output volume shown.

**System action:** The process waits for the mount.

**User response:** Respond to any mount requests.

---

**ANR0965I**    **Process** *process ID* **waiting for mount of scratch volume.**

**Explanation:** The process whose ID is shown has begun to wait for the mount of a scratch volume.

**System action:** The process waits for the mount.

**User response:** Respond to any mount requests.

---

**ANR0966I**    **Process** *process ID* **waiting for access to input volume** *volume name.*

**Explanation:** The process whose ID is shown has begun to wait for availability of the input volume shown.

**System action:** The process waits for the volume to become available.

**User response:** None.

---

**ANR0967I**    **Process** *process ID* **waiting for access to output volume** *volume name.*

**Explanation:** The process whose ID is shown has begun to wait for availability of the output volume shown.

**System action:** The process waits for the volume to become available.

**User response:** None.

---

**ANR0981E The server database must be restored before the server can be started.**

**Explanation:** This message is issued in one of two cases: 1) The server has been restarted after an incomplete RESTORE DB. In order to start the server, you must restore the database to a consistent state using the DSMSERV RESTORE DB command; 2) During server operation, an error condition occurred such that the IBM Spectrum Protect server cannot continue. This message is issued, and the server halts. Before you can start the server again, you need to use the DSMSERV RESTORE DB command to restore the database.

**System action:** Server initialization stops, or the server stops.

**User response:** If there are other messages issued with this error message which have instructions associated with them, follow the instructions in those messages. Then issue the DSMSERV RESTORE DB command. After the DSMSERV RESTORE DB command completes successfully, restart the IBM Spectrum Protect server.

---

**ANR0982I Session Session number for node Node name is using server-side encryption.**

**Explanation:** Server-side encryption was used for the specified node and session.

**System action:** Data was encrypted by the server as it was written to the container storage pool.

**User response:** None.

---

**ANR0983W The server database was recorded by a down-level version of the server program. The UPGRADEDDB parameter is required to start the server and automatically upgrade the database contents to the current server version. Please refer to installation instructions for precautionary backup procedures prior to doing this.**

**Explanation:** At server startup, the server has discovered that the database information was written by an earlier version of the server program and is not compatible with this version. To automatically upgrade the server database to this version of the server program, the UPGRADEDDB parameter must be specified when starting the server.

**System action:** The server ends.

**User response:** Refer to installation instructions for specific information on precautionary measures that you may want to take to back up the database prior to upgrading it to the current server level. After you have taken these measures, start the server and specify the UPGRADEDDB parameter. This parameter only needs to

be specified once to start the server, and should NOT be included in any automated programs that start the server.

---

**ANR0984I Process process ID for process name started in the process state at process start time.**

**Explanation:** The process whose ID is shown has been started for the process indicated by the process name running in the indicated state.

**System action:** None.

**User response:** None.

---

**ANR0985I Process process ID for process name running in the process state completed with completion state completion state at process start time.**

**Explanation:** A completion state of SUCCESS indicates that the operation ran successfully. A completion state of FAILURE indicates that the operation encountered an error condition or ended before completion. A completion state of COMPLETED indicates that the operation ran to completion; however, conditions might have occurred that can affect the outcome of the operation.

**System action:** If the completion state is SUCCESS or COMPLETED, no action is required. If the completion state is FAILURE, investigate the cause.

**User response:** If the completion state is FAILURE, review the activity and event logs to determine the cause of the failure and correct the issue. If the completion state is COMPLETED, you can optionally review the activity and event logs to find possible warning or error messages about conditions that might have affected the operation.

---

**ANR0986I Process process ID for process name running in the process state processed items processed items for a total of bytes processed bytes with a completion state of completion state at process start time.**

**Explanation:** A completion state of FAILURE indicates that the operation encountered an error condition or terminated before completion. A completion state of SUCCESS indicates that the operation ran to completion, but in some situations may have encountered and reported conditions that would affect the outcome of the operation. The total bytes that is reported is the number of bytes of source data that was processed in the transaction. It does not include any meta data that might be in the output.

**System action:** None.

**User response:** If the completion state is FAILURE, then review the activity log and the event log to try to determine the cause of the failure. If the completion state is SUCCESS, the activity log and the event log can



still be checked for warning messages regarding conditions that could have affected the operation.

---

**ANR0987I**    *Process process ID for process name running in the process state processed items processed items with a completion state of completion state at process start time.*

**Explanation:** A completion state of FAILURE indicates that the operation encountered an error condition or terminated before completion. A completion state of SUCCESS indicates that the operation ran to completion, but in some situations may have encountered and reported conditions that would affect the outcome of the operation.

**System action:** None.

**User response:** If the completion state is FAILURE, then review the activity log and the event log to try to determine the cause of the failure. If the completion state is SUCCESS, the activity log and the event log can still be checked for warning messages regarding conditions that could have affected the operation.

---

**ANR0988I**    *Process process ID for process name running in the process state processed bytes processed bytes with a completion state of completion state at process start time.*

**Explanation:** A completion state of FAILURE indicates that the operation encountered an error condition or terminated before completion. A completion state of SUCCESS indicates that the operation ran to completion, but in some situations may have encountered and reported conditions that would affect the outcome of the operation.

**System action:** None.

**User response:** If the completion state is FAILURE, then review the activity log and the event log to try to determine the cause of the failure. If the completion state is SUCCESS, the activity log and the event log can still be checked for warning messages regarding conditions that could have affected the operation.

---

**ANR0989E**    **The server database must be inserted or restored before the server can be started.**

**Explanation:** The server is restarted after the LOADFORMAT command is run. To start the server, you must upgrade the database by issuing DSMSESV INSERTDB or else the database needs to be restored using the DSMSESV RESTORE DB command.

**System action:** Server initialization stops.

**User response:** Issue the DSMSESV INSERTDB or DSMSESV RESTORE DB command. Alternatively, the server can be installed using the DSMSESV FORMAT command in order to prepare it for regular use without

needing to upgrade an earlier version server with the DSMSESV INSERTDB command or restoring the database with the DSMSESV RESTORE DB command.

---

**ANR0990I**    **Server restart-recovery in progress.**

**Explanation:** The server has been restarted after a halt or system failure. If necessary, the server performs recovery processing in order to bring the system back to a consistent state.

**System action:** Server initialization continues.

**User response:** None.

---

**ANR0991I**    *server shutdown complete.*

**Explanation:** In response to a HALT command, the server or storage agent has completed its termination processing.

**System action:** The server or storage agent ends.

**User response:** None.

---

**ANR0992I**    **Server's database formatting complete.**

**Explanation:** The server formatting procedure has completed successfully. The server is now available for normal operation.

**System action:** Server completes formatting processing.

**User response:** None.

---

**ANR0993I**    **Server initialization complete.**

**Explanation:** The server has been restarted after a halt or system failure. It is now ready to resume normal operation.

**System action:** Server completes initialization.

**User response:** None.

---

**ANR0995W**    **This version of the server program is down-level with respect to the information recorded on disk; a newer version of the program should be used.**

**Explanation:** At server startup, the server has discovered that the disk information was written by a later version of the server program. This version of the server program should not be used.

**System action:** The server ends.

**User response:** Start a version of the server program that is at the same level as the prior server program used.

---

**ANR0996W** The information on disk was recorded by a down-level version of the server program; reinstallation is required to use this version.

**Explanation:** At server startup, the server has discovered that the disk information was written by an earlier version of the server program and is not compatible with this version.

**System action:** The server ends.

**User response:** Install this version of the server to bring the information up to the level of the program being used.

---

**ANR1000I** Migration process *process ID* started for storage pool *storage pool name* automatically or manually, **highMig**=*highMig value*, **lowMig**=*lowMig value*, **duration**=*duration*.

**Explanation:** Because the high migration threshold for the storage pool shown has been exceeded, a process has been started to migrate files from the storage pool. Note: a duration value of No means that the duration is not specified and hence the migration runs without duration.

**System action:** Data is moved from this storage pool to the next (target) pool.

**User response:** None.

---

**ANR1001I** Migration process *process ID* ended for storage pool *storage pool name*.

**Explanation:** A migration process for the named storage pool ends. This action can occur because the low migration threshold for the storage pool has been reached, there are no more nodes with files to be migrated, there are no more volumes to be migrated, or the duration specified has been reached.

**System action:** None.

**User response:** None.

---

**ANR1002I** Migration for storage pool *storage pool name* will be retried in *number of seconds* seconds.

**Explanation:** Because of a problem encountered attempting migration for the named storage pool, migration is delayed but will be retried after the time period shown.

**System action:** The server waits for the specified period and then retries migration for the storage pool. This delay applies to a single migration process. After a number of unsuccessful retries, the server will automatically cancel the process. If other migration processes are executing for the named storage pool, these processes will continue migration.

**User response:** If possible, correct the condition that has caused delayed migration.

---

**ANR1003I** Migration retry delay ended; checking migration status for storage pool *storage pool name*.

**Explanation:** Because migration for the indicated storage pool had been delayed due to a problem, the system waited before retrying. The retry wait period has ended, and the system will now retry migration.

**System action:** Migration processing for the storage pool resumes.

**User response:** None.

---

**ANR1004I** Server formatting complete, database ready for loading.

**Explanation:** The server formatting procedure has completed successfully. The server is ready to be loaded by issuing the DSMSEV LOADDB or the DSMSEV RESTORE DB command.

**System action:** Server completes formatting processing.

**User response:** The DSMSEV LOADDB or the DSMSEV RESTORE DB command is required to load the database before the server will be ready for use.

---

**ANR1013I** During a store operation, the server is switching to a next pool in the storage hierarchy. The next storage pool will inherit the simultaneous write configuration from the destination primary storage pool.

**Explanation:** If during a backup, archive, client migration, or server import operation, the server must write data to a next pool in a storage pool hierarchy, the following rules will apply:

1. If the destination storage pool specified in the management class copy group has one or more copy storage pools associated with it for simultaneous write operations:
  - a. The server will write the data to the next storage pool and to the copy pools that are associated with the original destination primary storage pool.
  - b. The setting of the COPYCONTINUE attribute of the original destination primary pool will be inherited by the next pool.
  - c. If the next pool is configured for simultaneous write operations, the copy storage pools associated with the next pool will be ignored as well as the value of its COPYCONTINUE attribute.

2. If the primary storage pool specified in the management class copy group does not have copy pools associated with it for simultaneous write operations:
  - a. The server will write the data to the next storage pool.
  - b. If the next pool is configured for simultaneous write operations, the copy pools associated with the next pool will be ignored.

**System action:** The server operation continues.

**User response:** None. Refer to IBM Knowledge Center for details about simultaneous write configurations.

---

**ANR1014W** The *pool type* storage pool *pool name* is either not available, or does not have enough space for a simultaneous write operation.

**Explanation:** During a backup, archive, client migration, or import operation that is using simultaneous write, the server cannot write data to the specified storage pool. Possible reasons include:

- The storage pool is unavailable.
- There is not enough space available in the specified storage pool.

**System action:** The result of the simultaneous write operation depends on the setting of the COPYCONTINUE attribute of the original destination primary pool destination:

- If the value of the COPYCONTINUE attribute of the destination primary pool is YES, the server will stop writing to the failing copy pool for the remainder of the session, but continue storing files into a primary pool in the storage hierarchy and any other remaining copy pools.
- If the value of the COPYCONTINUE attribute of the destination primary pool is NO, the server will fail the transaction and discontinue the operation.

**User response:** Ensure the copy storage pool is set for READWRITE access. If needed, make more space available in the copy storage pool. After the problem is corrected, take one of the following actions:

- If the value of the COPYCONTINUE attribute of the destination primary pool is YES, issue the BACKUP STGPPOOL commands to back up any files in primary storage pools in the storage pool hierarchy that have not been copied to the copy pool that failed.
- If the value of the COPYCONTINUE attribute of the destination primary pool is NO, run the simultaneous write operation again.

---

**ANR1015I** Storage pool *pool name* has pending bytes duplicate bytes pending removal.

**Explanation:** The number of bytes indicated have been identified as duplicate bytes in the storage pool, but the volumes on which the data resides have not yet been reclaimed.

**System action:** None

**User response:** None

---

**ANR1016W** Fibre Channel adapters on the system cannot be opened.

**Explanation:** Due to problems with the HBA API or Fibre Channel HBA driver, the HBA API function cannot open any Fibre Channel host bus adapters (HBAs) on the system.

**System action:** None.

**User response:** The IBM Spectrum Protect SAN discovery function is not working. Check your Fibre Channel host bus adapter (HBA) vendor and upgrade your HBA API or Fibre Channel HBA driver version. For a list of supported HBAs and required driver levels by operating system, see techdoc 1193154 at <http://www.ibm.com/support/docview.wss?uid=swg21193154>.

---

**ANR1018I** Volume deduplication process *process ID* started for storage pool *storage pool name*, identify processes=*number of identify processes*.

**Explanation:** A volume deduplication process was started for the storage pool shown.

**System action:** None.

**User response:** None.

---

**ANR1019W** Unable to get the node attributes for *node name*.

**Explanation:** The HBA API function cannot obtain the node's attributes. Removing devices from the SAN without reconfiguring the system can cause this problem.

**System action:** None.

**User response:** SAN discovery is not working for this device. Check the device configuration on the system.

---

**ANR1020W** Migration process *process ID* terminated for storage pool *storage pool name* - process canceled.

**Explanation:** During migration for the indicated storage pool, a process performing the migration has been canceled.

**System action:** The migration process is terminated. If

other migration processes are executing for the named storage pool, these processes will continue migration.

**User response:** None.

---

**ANR1021W Migration process *process ID* terminated for storage pool *storage pool name* - storage media inaccessible.**

**Explanation:** During migration for the indicated storage pool, a required volume could not be mounted.

**System action:** The indicated migration process ends. The server waits for the retry period to expire and then tries the migration again. If other migration processes are executing for the named storage pool, these processes will continue migration.

**User response:** One possible cause for this failure is that the access state for the target volume or storage pool for this operation is not set to READWRITE. Check the access state for the requested output volume and storage pool and ensure they are set to ACCESS=READWRITE.

---

**ANR1022W Migration process *process ID* terminated for storage pool *storage pool name* - excessive read errors encountered.**

**Explanation:** During migration for the indicated storage pool, read errors occur that prevented the migration from continuing.

**System action:** The indicated migration process ends. The server waits for the retry period to expire and then tries the migration again. If other migration processes are executing for the named storage pool, these processes will continue migration.

**User response:** If possible, correct the cause of the read errors.

---

**ANR1023W Migration process *process ID* terminated for storage pool *storage pool name* - excessive write errors encountered.**

**Explanation:** During migration for the indicated storage pool, write errors occur that prevent the migration from continuing.

**System action:** The indicated migration process ends. The server waits for the retry period to expire and then tries the migration again. If other migration processes are executing for the named storage pool, these processes will continue migration.

**User response:** If possible, correct the cause of the write errors.

---

**ANR1024W Migration process *process ID* terminated for storage pool *storage pool name* - data transfer interrupted.**

**Explanation:** During migration for the indicated storage pool, a data transfer operation was interrupted and could not be continued.

**System action:** The indicated migration process ends. The server waits for the retry period to expire and then tries the migration again. If other migration processes are executing for the named storage pool, these processes will continue migration.

**User response:** If possible, correct the cause of the interruption.

---

**ANR1025W Migration process *process ID* terminated for storage pool *storage pool name* - insufficient space in subordinate storage pool.**

**Explanation:** During migration for the indicated storage pool, the server cannot move the data from the storage pool, because there is not enough space on the next storage pool to hold it.

**System action:** The indicated migration process ends. The server waits for the retry period to expire and then tries the migration again.

**User response:** Make more space available in the next storage pool, or use the UPDATE STGPPOOL command to change the next storage pool to one with more space.

---

**ANR1026W Migration process *process ID* terminated for storage pool *storage pool name* - unable to move file to subordinate storage pool due to exclusion by size.**

**Explanation:** During migration for the indicated storage pool, the server cannot move the data from the storage pool, because a file is larger than what is allowed on the next storage pool.

**System action:** The indicated migration process ends. The server waits for the retry period to expire and then tries the migration again. If other migration processes are executing for the named storage pool, these processes will continue migration.

**User response:** Use the UPDATE STGPPOOL command to change the next storage pool maximum file size or to change the next storage pool target.

---

**ANR1027W Migration process *process ID* terminated for storage pool *storage pool name* - sufficient recovery log space is not available.**

**Explanation:** During migration for the indicated storage pool, the server runs out of recovery log space.

**System action:** The indicated migration process ends.

The server waits for the retry period to expire and then tries the migration again.

**User response:** If necessary, make more server recovery log space available.

---

**ANR1028W** Migration process *process ID* terminated for storage pool *storage pool name* - sufficient database space is not available.

**Explanation:** During migration for the indicated storage pool, the server runs out of database space.

**System action:** The indicated migration process ends. The server waits for the retry period to expire and then tries the migration again.

**User response:** If necessary, make more server database space available.

---

**ANR1029W** Migration process *process ID* terminated for storage pool *storage pool name* - lock conflict.

**Explanation:** During migration for the indicated storage pool, the server needs to obtain a lock that is not available.

**System action:** The indicated migration process ends. The server waits for the retry period to expire and then tries the migration again. If other migration processes are executing for the named storage pool, these processes will continue migration.

**User response:** Wait for the server to retry the migration.

---

**ANR1030W** Migration process *process ID* terminated for storage pool *storage pool name* - thread resource not available.

**Explanation:** During migration for the indicated storage pool, the server cannot start a thread for the migration process.

**System action:** The indicated migration process ends. The server waits for the retry period to expire and then tries the migration again. If other migration processes are executing for the named storage pool, these processes will continue migration.

**User response:** Wait for the server to retry the migration. If the error persists, it may indicate a shortage of server memory.

---

**ANR1031W** Migration process *process ID* terminated for storage pool *storage pool name* - sufficient memory is not available.

**Explanation:** During migration for the indicated storage pool, there is not enough server memory available.

**System action:** The indicated migration process ends. The server waits for the retry period to expire and then tries the migration again.

**User response:** If necessary, make more memory available to the server.

---

**ANR1032W** Migration process *process ID* terminated for storage pool *storage pool name* - internal server error detected.

**Explanation:** During migration for the indicated storage pool, the server encounters an internal error.

**System action:** The indicated migration process ends. The server waits for the retry period to expire and then tries the migration again. If other migration processes are executing for the named storage pool, these processes will continue migration.

**User response:** Contact your service representative.

---

**ANR1033W** Migration process *process ID* terminated for storage pool *storage pool name* - transaction aborted.

**Explanation:** During migration for the indicated storage pool, the server detected an error while attempting to commit a transaction. This message should be preceded by other messages that give additional information about the failed transaction.

**System action:** The indicated migration process ends. The server waits for the retry period to expire and then tries the migration again. If other migration processes are executing for the named storage pool, these processes will continue migration.

**User response:** Check for additional messages and eliminate the condition that caused the failed transaction.

---

**ANR1034W** Files stored on volume *volume name* cannot be migrated - volume is offline or access mode is "unavailable" or "destroyed".

**Explanation:** During migration, files on the indicated volume cannot be migrated either because the volume has been varied offline or because of the volume's access mode.

**System action:** The server continues migration processing, but skips files stored on the indicated volume.

**User response:** If necessary, use the VARY ON or UPDATE VOLUME command for this volume.

---

**ANR1040I**    **Space reclamation started for volume**  
*volume name, storage pool storage pool*  
*name (process number process ID).*

**Explanation:** The percentage of reclaimable space on the volume shown has reached the reclaim percentage specified for the storage group; as a result, data from the volume is moved to another volume so that the volume can be reclaimed.

**System action:** The server starts volume space reclamation.

**User response:** None.

---

**ANR1041I**    **Space reclamation ended for volume**  
*volume name.*

**Explanation:** Space reclamation for the volume named is complete.

**System action:** None.

**User response:** None.

---

**ANR1042I**    **Space reclamation for storage pool**  
*storage pool name will be retried in*  
*number of seconds seconds.*

**Explanation:** Because of a problem encountered attempting space reclamation for the named storage pool, reclamation stops but will be retried after the time period shown. After a number of unsuccessful retries, the process will be automatically cancelled.

**System action:** The system waits for the specified period and then retries space reclamation for the storage pool.

**User response:** If possible, correct the condition that has stopped reclamation.

---

**ANR1043I**    **Space reclamation retry delay ended;**  
**checking volume reclamation status for**  
**storage pool** *storage pool name.*

**Explanation:** Because space reclamation for the indicated storage pool had been stopped due to a problem, the system waited before retrying. The retry wait period has ended, and the system can now retry space reclamation.

**System action:** Reclamation for the pool begins.

**User response:** None.

---

**ANR1044I**    **Removable volume** *volume name* **is**  
**required for space reclamation.**

**Explanation:** During space reclamation processing, the server determines that a removable volume is required in order to complete processing.

**System action:** The server attempts to mount the removable volume.

**User response:** Respond to any mount request for the indicated volume.

---

**ANR1045E**    **Reclamation has ended for volume**  
*volume name. The files on the volume are*  
**too large for the target storage pool,**  
*storage pool name.*

**Explanation:** During reclamation for the indicated volume, the server cannot move the data from the volume because a file is larger than allowed for the indicated storage pool.

**System action:** Reclamation of the volume stops. If other reclamation processes are running, these processes will continue the reclamation.

**User response:** Use the UPDATE STGPOOL command to change the value of the MAXSIZE parameter for the storage pool. Specify the value as NOLIMIT, or specify a value larger than the largest file to be reclaimed.

---

**ANR1046E**    *command:* **Database upgrade not**  
**currently supported for this server**  
**because it uses backup sets.**

**Explanation:** The current version of the IBM Spectrum Protect 6.1 server does not support backup sets. However, the server being upgraded uses backup sets, and so cannot be upgraded at this time. Note that this is a temporary limitation that will be lifted in a future IBM Spectrum Protect 6.1 Server Fix Pack.

**System action:** The command ends without inserting any data into the database.

**User response:** Rerun the command using a version of the IBM Spectrum Protect 6.1 server that supports backup sets.

---

**ANR1047E**    *command:* **Database upgrade not**  
**currently supported for this server**  
**because it uses NAS backups with**  
**TOCs.**

**Explanation:** The current version of the IBM Spectrum Protect 6.1 server does not support NAS backups that use a table of contents (TOC). However, the server being upgraded uses TOCs, and so cannot be upgraded at this time. Note that this is a temporary limitation that will be lifted in a future IBM Spectrum Protect 6.1 Server Fix Pack.

**System action:** The command ends without inserting any data into the database.

**User response:** Rerun the command using a version of the IBM Spectrum Protect 6.1 server that supports NAS backups with TOCs.

---

**ANR1048E** *command: Protocol error - out-of-sequence verb (type *verb name*) received.*

**Explanation:** The server detects a protocol error while upgrading the database because a verb has been received that does not adhere to the defined verb sequence. This error may be the result of using a version of the DSMUPGRD utility that is not compatible with the IBM Spectrum Protect 6.1 version to which you are upgrading.

**System action:** The command ends without inserting any data into the database.

**User response:** Rerun the command using a version of the server compatible with the version of DSMUPGRD used to extract the data. Or reextract the data using an older version of DSMUPGRD that is compatible with the version of the server.

---

**ANR1049W** *The server is unable to obtain number-formatting information from the system-locale attributes. The server substitutes alternate number format *nmbFmt*.*

**Explanation:** The server is unable to format some numbers because it is unable to obtain a valid thousand and decimal separator value from the system locale.

**System action:** The server continues. An alternate number format is used. Numbers are displayed using a comma character as the thousand separator and a period character as the decimal separator.

**User response:** Check whether errors occurred during server initialization that might indicate a problem initializing the locale. Check whether the server is running in a locale supported by the server. If it is not, restart the server in a supported locale.

---

**ANR1053E** *Command: Invalid process number - *processId*value*

**Explanation:** A QUERY EXPORT command was issued that specifies an invalid process number.

**System action:** The server does not process the command.

**User response:** Reissue the command with a valid process number.

---

**ANR1054E** *Command: Invalid export operation state - *export state**

**Explanation:** A QUERY EXPORT command was issued that specifies an invalid export state.

**System action:** The server does not process the command.

**User response:** Reissue the command with a valid export operation state.

---

**ANR1055E** *Command: Invalid export session identifier name - *export sess name*.*

**Explanation:** The issued command specifies an invalid export session identifier.

**System action:** The server does not process the command.

**User response:** Reissue the command with a valid export session identifier.

---

**ANR1056E** *command name: The PROCESS parameter is not valid if an export identifier is specified.*

**Explanation:** The command failed because of an invalid combination of arguments.

**System action:** The command fails and server operations continue.

**User response:** Reissue the command with a valid set of parameters.

---

**ANR1057E** *command name: The PROCESS parameter is not valid when the STATE parameter is specified with a value of INITIALIZING or SUSPENDED*

**Explanation:** The command failed because of an invalid combination of arguments.

**System action:** The command fails and server operations continue.

**User response:** Reissue the command with a valid set of parameters.

---

**ANR1058E** *command name: TODATE must be specified when TOTIME is specified.*

**Explanation:** A command supporting the TODATE and TOTIME parameters was issued with the TOTIME parameter specified but without the TODATE parameter. When the TOTIME parameter is used, the TODATE parameter must be specified.

**System action:** The server ignores the command and continues processing.

**User response:** Reissue the command and specify both the TODATE and TOTIME parameters.

---

**ANR1059I** *Selective restore of NAS node *nodename*, file system *file system*, started as process *process ID* by administrator *administrator*. Specified files and/or directory trees will be restored to destination *destination*.*

**Explanation:** A restore is started for the indicated file system of a NAS node. The operation is initiated by the administrator shown. Selected files and/or directory trees specified by the administrator will be restored to the indicated destination.

**System action:** The indicated process is started.

**User response:** None.

---

**ANR1060W Error initiating space reclamation for storage pool *storage pool name* - lock conflict.**

**Explanation:** While attempting to initiate space reclamation for the indicated storage pool, the server needs to obtain a lock that is not available.

**System action:** Space reclamation stops. The server waits for the retry period to expire and then tries the reclamation again.

**User response:** Wait for the server to retry the reclamation.

---

**ANR1061W Error initiating space reclamation for storage pool *storage pool name* - sufficient memory is not available.**

**Explanation:** During an attempt to initiate space reclamation for the indicated storage pool, there is not enough server memory available.

**System action:** Space reclamation stops. The server waits for the retry period to expire and then tries the reclamation again.

**User response:** If necessary, make more memory available to the server.

---

**ANR1062W Error initiating space reclamation for storage pool *storage pool name* - internal server error detected.**

**Explanation:** During an attempt to initiate space reclamation for the indicated storage pool, an internal server error is encountered.

**System action:** Space reclamation stops. The server will wait for the retry period to expire and then tries the reclamation again.

**User response:** Contact your service representative.

---

**ANR1063I Full backup of NAS node *nodename*, file system *file system*, started as process *process ID* by administrator *administrator*.**

**Explanation:** A full backup is started for the indicated file system of a NAS node. The operation is initiated by the administrator shown.

**System action:** The indicated process is started.

**User response:** None.

---

**ANR1064I Differential backup of NAS node *nodename*, file system *file system*, started as process *process ID* by administrator *administrator*.**

**Explanation:** A differential backup is started for the indicated file system of a NAS node. Only files that have changed since the last full backup will be processed. The operation is initiated by the administrator shown.

**System action:** The indicated process is started.

**User response:** None.

---

**ANR1065I Restore of NAS node *nodename*, file system *file system*, started as process *process ID* by administrator *administrator*. A full image for this file system will be restored to destination *destination*.**

**Explanation:** A restore is started for the indicated file system of a NAS node. The operation is initiated by the administrator shown. The restore will be performed using a full image of this file system. The file system will be restored to the indicated destination.

**System action:** The indicated process is started.

**User response:** None.

---

**ANR1066I Restore of NAS node *nodename*, file system *file system*, started as process *process ID* by administrator *administrator*. A full image plus a differential image for this file system will be restored to destination *destination*.**

**Explanation:** A restore is started for the indicated file system of a NAS node. The operation is initiated by the administrator shown. The restore will be performed using a full image plus a differential image of this file system. The file system will be restored to the indicated destination.

**System action:** The indicated process is started.

**User response:** None.

---

**ANR1067I Operation process *process ID* completed.**

**Explanation:** The indicated operation completed.

**System action:** The indicated process ends.

**User response:** None.

---

**ANR1068W Operation process *process ID* terminated - process cancelled.**

**Explanation:** During the indicated operation, a background process was cancelled.

**System action:** The indicated process ends.



**User response:** None.

---

**ANR1069E** *Operation process process ID terminated - insufficient number of mount points available for removable media.*

**Explanation:** During the indicated operation, the server could not allocate sufficient mount points for the volumes required.

**System action:** The indicated process ends.

**User response:** If necessary, make more mount points available.

---

**ANR1071E** *Operation process process ID terminated - read errors encountered.*

**Explanation:** During the indicated operation, read errors prevent the operation from continuing.

**System action:** The indicated process ends.

**User response:** If possible, correct the cause of the errors and restart the operation.

---

**ANR1072E** *Operation process process ID terminated - insufficient space in destination storage pool.*

**Explanation:** During the indicated operation, there is not enough space available in the destination storage pool.

**System action:** The indicated process ends.

**User response:** Make more space available in the storage pool and restart the operation.

---

**ANR1073E** *Operation process process ID terminated - sufficient recovery log space is not available.*

**Explanation:** During the indicated operation, the server runs out of recovery log space.

**System action:** The indicated process ends.

**User response:** If necessary, make more server recovery log space available.

---

**ANR1074E** *Operation process process ID terminated - sufficient database space is not available.*

**Explanation:** During the indicated operation, the server runs out of database space.

**System action:** The indicated process ends.

**User response:** If necessary, make more server database space available.

---

**ANR1075E** *Operation process process ID terminated - lock conflict.*

**Explanation:** During the indicated operation, the server needs to obtain a lock that is not available.

**System action:** The indicated process ends.

**User response:** Restart the operation.

---

**ANR1076E** *Operation process process ID terminated - sufficient memory is not available.*

**Explanation:** During the indicated operation, not enough server memory is available.

**System action:** The indicated process ends.

**User response:** If necessary, make more memory available to the server, and then restart the operation.

---

**ANR1077E** *Operation process process ID terminated - transaction aborted.*

**Explanation:** During the indicated operation, the server detected an error while attempting to commit a transaction. This message should be preceded by other messages that give additional information about the failed transaction.

**System action:** The indicated process ends.

**User response:** Check for additional messages and eliminate the condition that caused the failed transaction.

---

**ANR1078E** *Operation process process ID terminated - internal server error detected.*

**Explanation:** During the indicated operation, the server encounters an internal error.

**System action:** The indicated process ends.

**User response:** Contact your service representative.

---

**ANR1080W** *Space reclamation is ended for volume volume name. The process is canceled.*

**Explanation:** During space reclamation for the indicated volume, the process performing the reclamation has been canceled.

**System action:** Space reclamation of the volume stops. If other reclamation processes are running, these processes will continue the reclamation.

**User response:** None.

---

**ANR1081E** *Space reclamation is ended for volume volume name. Storage media is inaccessible.*

**Explanation:** During space reclamation for the

indicated volume, a required volume cannot be mounted.

**System action:** Space reclamation of the volume stops. If other reclamation processes are executing, these processes will continue the reclamation.

**User response:** None.

---

**ANR1082E**    **Space reclamation is ended for volume *volume name*. There is an insufficient number of mount points available for removable media.**

**Explanation:** During space reclamation for the indicated volume, the server could not allocate sufficient mount points for the volumes required.

**System action:** Space reclamation of the volume stops. If other reclamation processes are running, these processes will continue the reclamation.

**User response:** If necessary, make more mount points available.

---

**ANR1083E**    **Space reclamation is ended for volume *volume name*. Excessive read errors were encountered.**

**Explanation:** During space reclamation for the indicated volume, read errors occur that prevent reclamation from continuing.

**System action:** Space reclamation of the volume stops. If other reclamation processes are running, these processes will continue the reclamation.

**User response:** If possible, determine and correct the cause of the read errors.

---

**ANR1084E**    **Space reclamation is ended for volume *volume name*. Excessive write errors were encountered.**

**Explanation:** During space reclamation for the indicated volume, write errors occur that prevent reclamation from continuing.

**System action:** Space reclamation of the volume stops. If other reclamation processes are running, these processes will continue the reclamation.

**User response:** If possible, determine and correct the cause of the write errors.

---

**ANR1085E**    **Space reclamation is ended for volume *volume name*. Data transfer was interrupted.**

**Explanation:** During space reclamation for the indicated volume, a data transfer operation has been interrupted and cannot be continued.

**System action:** Space reclamation of the volume stops. If other reclamation processes are running, these

processes will continue the reclamation.

**User response:** If possible, determine and correct the cause of the interruption.

---

**ANR1086E**    **Space reclamation is complete for volume *volume name*. The storage pool has insufficient space.**

**Explanation:** During space reclamation for the indicated volume, data could not be moved from the volume due to insufficient space on other volumes in the storage pool.

**System action:** Space reclamation of the volume stops. If other reclamation processes are running, these processes continue the reclamation.

**User response:** Make more space available on other volumes in the storage pool. If necessary, define the next storage pool.

---

**ANR1087E**    **Space reclamation is ended for volume *volume name*. Sufficient recovery log space is not available.**

**Explanation:** During space reclamation for the indicated volume, the server runs out of recovery log space.

**System action:** Space reclamation stops.

**User response:** If necessary, make more server recovery log space available.

---

**ANR1088E**    **Space reclamation is ended for volume *volume name*. Sufficient database space is not available.**

**Explanation:** During space reclamation for the indicated volume, the server runs out of database space.

**System action:** Space reclamation stops.

**User response:** If necessary, make more server database space available.

---

**ANR1089E**    **Space reclamation is ended for volume *volume name*. There is a lock conflict.**

**Explanation:** During space reclamation for the indicated volume, the server needed to obtain a lock that is not available.

**System action:** Space reclamation of the volume stops. If other reclamation processes are running, these processes will continue the reclamation.

**User response:** Wait for the server to try the reclamation again.

---

**ANR1090E** Space reclamation is ended for volume *volume name*. Thread resource is not available.

**Explanation:** During space reclamation for the indicated volume, the server cannot start a thread for the reclamation process.

**System action:** Space reclamation of the volume stops. If other reclamation processes are running, these processes will continue the reclamation.

**User response:** Wait for the server to try the reclamation again. If the error persists, it might indicate a shortage of server memory.

---

**ANR1091E** Space reclamation is ended for volume *volume name*. Sufficient memory is not available.

**Explanation:** During space reclamation for the indicated volume, there was not enough server memory available.

**System action:** Space reclamation of the volume stops. If other reclamation processes are running, these processes will continue the reclamation.

**User response:** If necessary, make more memory available to the server.

---

**ANR1092E** Space reclamation is ended for volume *volume name*. An internal server error was detected.

**Explanation:** During space reclamation for the indicated volume, the server encounters an internal error.

**System action:** Space reclamation of the volume stops. If other reclamation processes are running, these processes will continue the reclamation.

**User response:** Examine the server messages that were issued prior to this message to determine the source of the error. Issue the QUERY ACTLOG command to view the activity log and to look for messages that indicate the source of the error. Correct any errors that might have caused the space reclamation to fail and try the operation again.

---

**ANR1093E** Space reclamation is ended for volume *volume name*. The transaction is ended.

**Explanation:** During space reclamation for the indicated volume, the server detected an error while attempting to commit a transaction.

**System action:** Space reclamation of the volume stops. If other reclamation processes are running, these processes will continue the reclamation.

**User response:** Check for additional messages and

eliminate the condition that caused the failed transaction.

---

**ANR1094E** Invalid destination storage pool *storage pool name* specified for storage of an object using data mover *data mover*.

**Explanation:** While attempting to store an object using the indicated data mover, the server determined that the indicated storage pool was invalid for this operation. The indicated storage pool is used because it is specified as the copy group destination of the assigned management class.

This storage pool could be invalid for any of the following reasons:

- The storage pool is not defined
- The storage pool is a random-access storage pool and this operation requires a sequential-access storage pool
- The storage pool is not a primary storage pool
- The storage pool has a NATIVE or NONBLOCK data format, which is not supported for this operation
- The storage pool is not a NONBLOCK data format, which is required for server-free operations
- The data format of the storage pool does not match the data format of the data mover

**System action:** The operation fails.

**User response:** This message usually indicates a configuration problem with either the storage pool or the policy. Ensure that the destination storage pool has appropriate attributes, including data format, for this operation. Check the copy group of the assigned management class. If the destination is incorrect, either assign a new management class, or change the destination in the copy group and activate the changed policy. Also, consider whether you must define a new storage pool or data mover.

---

**ANR1095E** Data mover operation for node *node name* and file space *filespace name* cannot be started - an operation involving this node and file space is already in progress.

**Explanation:** A request has been made to use a data mover to perform an operation involving the indicated node and file space. The indicated file space was either specified as the source for a backup operation or the destination location for a restore operation. However, a data mover operation involving that node and file space is already in progress; the indicated file space is either the source for a currently running backup operation or is the destination for a currently running restore operation. To avoid possible conflicts, the new operation is not performed.

**System action:** The operation fails.

**User response:** Allow the current operation to

complete before starting a new operation for this node and file space.

---

**ANR1096E** *Operation* **process process ID terminated - storage media inaccessible.**

**Explanation:** During the indicated operation, a required volume cannot be mounted.

**System action:** The indicated process ends.

**User response:** If possible, correct the problem and restart the operation.

---

**ANR1097E** *Operation* **process process ID terminated - data transfer interrupted.**

**Explanation:** During the indicated operation, a data transfer operation is interrupted and cannot be continued.

**System action:** The indicated process ends.

**User response:** If possible, correct the problem and restart the operation.

---

**ANR1098E** *Operation* **process process ID terminated - file deleted from data storage during retrieval.**

**Explanation:** During the indicated operation, a file was deleted from data storage during retrieval.

**System action:** The indicated process ends.

**User response:** None.

---

**ANR1099E** *Operation* **process process ID terminated - thread resource not available.**

**Explanation:** During the indicated operation, the server cannot start a thread.

**System action:** The indicated process ends.

**User response:** The problem may indicate a shortage of memory. If necessary, make more memory available to the server, and then restart the operation.

---

**ANR1100I** **Migration started for volume** *volume name*, **storage pool** *storage pool name* **(process number process ID).**

**Explanation:** Because the high migration threshold for the indicated storage pool has been exceeded, migration of files from the volume shown begins.

**System action:** The system moves the data from this volume to the next (target) pool.

**User response:** None.

---

**ANR1101I** **Migration ended for volume** *volume name*.

**Explanation:** Because the low migration threshold for the indicated storage pool has been reached, migration of files from the indicated volume ends.

**System action:** None.

**User response:** None.

---

**ANR1102I** **Removable volume** *volume name* **is required for migration.**

**Explanation:** During migration processing, the server determines that a removable volume is required in order to complete processing.

**System action:** The server attempts to mount the removable volume.

**User response:** Respond to any mount request for the indicated volume.

---

**ANR1104E** *Operation* **process process ID terminated - NAS datamover NAS datamover name reported NDMP session errors.**

**Explanation:** During the indicated operation, the NDMP session with the NAS file server reported errors which prevent the operation from continuing.

**System action:** The indicated process ends.

**User response:** For details about how to identify the cause of the terminated NDMP operations, see the NAS file-server documentation. Check the NDMP logs for the NAS file server and, if possible, correct the cause of the errors and restart the operation.

---

**ANR1106W** **An incorrect destination storage pool** *storage pool name* **was specified for storing a table of contents for an image. A table of contents will not be created for the image.**

**Explanation:** While attempting to store an image object, the server determined that the indicated table of contents (TOC) destination storage pool was invalid. The indicated storage pool is used because it is specified as the copy group TOC destination of the assigned management class.

This storage pool could be invalid for any of the following reasons:

- The storage pool is not defined
- The storage pool is not a primary storage pool
- The storage pool has a data format other than NATIVE or NONBLOCK

**System action:** The operation continues because TOC creation is preferred, but not required. A TOC will not be created for the stored image object.

**User response:** This message usually indicates a configuration problem with either the storage pool or the policy. Ensure that the TOC destination storage pool has appropriate attributes, including data format. Check the copy group of the assigned management class. If the TOC destination is incorrect, either assign a new management class, or change the TOC destination in the copy group and activate the changed policy.

---

**ANR1107E**    **An incorrect destination storage pool *storage pool name* was specified for storage of a table of contents for an image object. The backup operation fails.**

**Explanation:** While attempting to store an image object, the server determined that the indicated table of contents (TOC) destination storage pool was invalid. The indicated storage pool is used because it is specified as the copy group TOC destination of the assigned management class.

This storage pool could be invalid for any of the following reasons:

- The storage pool is not defined
- The storage pool is not a primary storage pool
- The storage pool has a data format other than NATIVE or NONBLOCK

**System action:** The operation fails.

**User response:** This message usually indicates a configuration problem with either the storage pool or the policy. Ensure that the TOC destination storage pool has appropriate attributes, including data format. Check the copy group of the assigned management class. If the TOC destination is incorrect, either assign a new management class, or change the TOC destination in the copy group and activate the changed policy.

---

**ANR1108W**    **The server is unable to create a table of contents for node *node name*, file space *file space* in storage pool *storage pool name*.**

**Explanation:** While attempting to create a table of contents (TOC) for the specified node and file space in the indicated TOC destination pool, a failure occurred.

**System action:** The operation continues because TOC creation is preferred, but not required. A TOC will not be created for the stored image object.

**User response:** Look for previous messages giving a specific reason for the failure. Take corrective action as appropriate.

---

**ANR1109W**    ***Command:* A table of contents was requested, but there is no table of contents destination storage pool specified. The table of contents will not be created, but the operation continues.**

**Explanation:** While preparing to create a table of contents (TOC), the server determined that the TOC destination storage pool is not specified in the backup copy group for the assigned management class.

**System action:** The operation continues because TOC creation is preferred, but not required. A TOC will not be created.

**User response:** This message indicates a configuration problem with the policy. Either assign a new management class with appropriate attributes, or correct the assigned management class by setting the TOC destination in the backup copy group and activating the changed policy.

---

**ANR1110E**    ***Command:* A table of contents was requested, but there is no table of contents destination storage pool specified. The table of contents can not be created and the operation fails.**

**Explanation:** While preparing to create a table of contents (TOC), the server determined that the TOC destination storage pool is not specified in the backup copy group for the assigned management class.

**System action:** The operation fails.

**User response:** This message indicates a configuration problem with the policy. Either assign a new management class with appropriate attributes, or correct the assigned management class by setting the TOC destination in the backup copy group and activating the changed policy. If a TOC is not required, change the value of the TOC parameter on the command.

---

**ANR1111E**    ***Command:* An incorrect message number, *message number*, was specified.**

**Explanation:** A MSGSTACKTRACE ENABLE or MSGSTACKTRACE DISABLE command has been entered that specifies an invalid message number. Messages must be between 3 and 8 digits. No letters are allowed on message numbers.

**System action:** The server does not process the command.

**User response:** Reissue the command with a valid message number.

---

**ANR1112W**    ***Command:* No table of contents destination storage pool available for backup set for node *Node name* (data type *data type*). The table of contents will not be created.**

**Explanation:** While preparing to create a table of contents (TOC), the server determined that the TOC destination storage pool is not specified in the backup copy group for the assigned management class.

**System action:** The operation continues because TOC creation is preferred, but not required. A TOC will not be created.

**User response:** This message indicates a configuration problem with the policy. Either assign a new management class with appropriate attributes, or correct the assigned management class by setting the TOC destination in the backup copy group and activating the changed policy.

---

**ANR1113E** *Command: No table of contents destination storage pool available for backup set for node Node name (data type data type). The backup set will not be generated.*

**Explanation:** While preparing to create a table of contents (TOC), the server determined that the TOC destination storage pool is not specified in the backup copy group for the assigned management class.

**System action:** The operation fails.

**User response:** This message indicates a configuration problem with the policy. Either assign a new management class with appropriate attributes, or correct the assigned management class by setting the TOC destination in the backup copy group and activating the changed policy. If a TOC is not required, change the value of the TOC parameter on the command.

---

**ANR1114E** *Command: No nodes or data types are eligible for a backup set operation.*

**Explanation:** None of the specified nodes or data types are eligible to be included in the backup set for the GENERATE BACKUPSET or DEFINE BACKUPSET command.

**System action:** The operation fails.

**User response:** Check previous messages for problem determination information.

---

**ANR1115W** *Error initiating migration for storage pool storage pool name - lock conflict.*

**Explanation:** While trying to start migration for the indicated storage pool, the server needs to obtain a lock that is not available.

**System action:** Migration stops. The server waits for the retry period to expire and then tries the migration again.

**User response:** Wait for the server to retry the migration.

---

**ANR1116W** *Error initiating migration for storage pool storage pool name - sufficient memory is not available.*

**Explanation:** While trying to start migration for the indicated storage pool, there is not enough server memory available.

**System action:** Migration stops. The server waits for the retry period to expire and then tries the migration again.

**User response:** If necessary, make more memory available to the server.

---

**ANR1117W** *Error initiating migration for storage pool storage pool name - internal server error detected.*

**Explanation:** While trying to start migration for the indicated storage pool, the server encounters an internal error.

**System action:** Migration stops. The server waits for the retry period to expire and then tries the migration again.

**User response:** Contact your service representative.

---

**ANR1118I** *Command: Table of contents successfully generated for node Node name, backup set backup set name.*

**Explanation:** You requested a table of contents to be generated for the specified backup set and data type. The table of contents was successfully generated.

**System action:** Server operation continues.

**User response:** None.

---

**ANR1119W** *Command: Table of contents already exists for node Node name, backup set backup set name (data type data type). The table of contents will not be created.*

**Explanation:** You requested a table of contents to be generated for the specified backup set and data type, but the table of contents already exists.

**System action:** The server will not generate a table of contents for this backup set and data type.

**User response:** If the specified backup set name and data type are not correct, re-issue the command with the correct parameters.

---

**ANR1120W** *Migration is ended for volume volume name. The process is canceled.*

**Explanation:** During migration for the indicated volume, the process performing the migration has been canceled.

**System action:** The migration process stops. If other

migration processes are running, these processes will continue migration.

**User response:** None.

---

**ANR1121E** Migration is ended for volume *volume name* - storage. Media is inaccessible.

**Explanation:** During migration for the indicated volume a required volume cannot be mounted.

**System action:** Migration of the volume stops. If other migration processes are running, these processes will continue migration.

**User response:** One possible cause for this failure is that the access state for the target volume or storage pool for this operation is not set to READWRITE. Check the access state for the requested output volume and storage pool and ensure they are set to ACCESS=READWRITE.

---

**ANR1122E** Migration is ended for volume *volume name*. An insufficient number of mount points are available for removable media.

**Explanation:** During migration for the indicated volume the server could not allocate sufficient mount points for the volumes required.

**System action:** Migration of the volume stops. If other migration processes are running, these processes will continue migration.

**User response:** If necessary, make more mount points available.

---

**ANR1123E** Migration is ended for volume *volume name*. Excessive read errors were encountered.

**Explanation:** During migration for the indicated volume, read errors occurred that prevent the migration from continuing.

**System action:** Migration of the volume stops. If other migration processes are running, these processes will continue migration.

**User response:** If possible, correct the cause of the read errors.

---

**ANR1124E** Migration is ended for volume *volume name*. Excessive write errors were encountered.

**Explanation:** During migration for the indicated volume, write errors occurred that prevent the migration from continuing.

**System action:** Migration of the volume stops. If other migration processes are running, these processes will continue migration.

**User response:** If possible, correct the cause of the write errors.

---

**ANR1125E** Migration is ended for volume *volume name*. Data transfer is interrupted.

**Explanation:** During migration for the indicated volume a data transfer operation was interrupted and could not be continued.

**System action:** Migration of the volume stops. If other migration processes are running, these processes will continue migration.

**User response:** If possible, determine and correct the cause of the interruption.

---

**ANR1126E** Migration is ended for volume *volume name*. There is insufficient space in subordinate storage pools.

**Explanation:** During migration for the indicated volume, the server cannot move the data from the volume because there is not enough space on the next storage pool, or the next storage pool is not defined.

**System action:** Migration of the volume stops. If other migration processes are running, these processes will continue migration.

**User response:** Ensure that the next storage pool is defined, and make more space available in the next storage pool. Use the UPDATE STGPOOL command to change the next storage pool to one with more space.

---

**ANR1127E** Migration is ended for volume *volume name*. - The server is unable to move files to subordinate storage pools because the files are too large.

**Explanation:** During migration for the indicated volume, the server cannot move the data from the volume because a file size is larger than allowed on the next storage pool.

**System action:** Migration of the volume stops. If other migration processes are running, these processes will continue migration.

**User response:** Use the UPDATE STGPOOL command to change the next storage pool maximum file size or to change the next storage pool target.

---

**ANR1128E** Migration is ended for volume *volume name*. Sufficient recovery log space is not available.

**Explanation:** During migration for the indicated volume, the server runs out of recovery log space.

**System action:** Migration stops.

**User response:** If necessary, make more server recovery log space available.

---

**ANR1129E** Migration is ended for volume *volume name*. Sufficient database space is not available.

**Explanation:** During migration for the indicated volume pool, the server runs out of database space.

**System action:** Migration stops.

**User response:** If necessary, make more server database space available.

---

**ANR1130E** Migration is ended for volume *volume name*. There is a lock conflict.

**Explanation:** During migration for the indicated volume, the server needs to obtain a lock that is not available.

**System action:** Migration of the volume stops. If other migration processes are running, these processes will continue migration.

**User response:** Wait for the server to try the migration again.

---

**ANR1131E** Migration is ended for volume *volume name*. A thread resource is not available.

**Explanation:** During migration for the indicated volume, the server cannot start a thread for the migration process.

**System action:** Migration of the volume stops. If other migration processes are running, these processes will continue migration.

**User response:** Wait for the server to try the migration again. If the error persists, it might indicate a shortage of server memory.

---

**ANR1132E** Migration is ended for volume *volume name*. Sufficient memory is not available.

**Explanation:** During migration for the indicated volume, there is not enough server memory available.

**System action:** Migration stops.

**User response:** If necessary, make more memory available to the server.

---

**ANR1133E** Migration is ended for volume *volume name*. An internal server error is detected.

**Explanation:** During migration for the indicated volume, the server encounters an internal error.

**System action:** Migration of the volume stops. If other migration processes are running, these processes will continue migration.

**User response:** Contact your service representative.

---

**ANR1134E** Migration is ended for storage pool *storage pool name*. There is an insufficient number of mount points available for removable media.

**Explanation:** During migration for the indicated storage pool the server could not allocate sufficient mount points in the next storage pool.

**System action:** Migration stops. The server waits for the retry period to expire and then tries the migration again.

**User response:** If necessary, make more mount points available.

---

**ANR1135E** Migration is ended for volume *volume name*. The transaction is ended.

**Explanation:** During migration for the indicated volume, the server detected an error while attempting to commit a transaction.

**System action:** Migration of the volume stops. If other migration processes are running, these processes will continue migration.

**User response:** Check for additional messages and eliminate the condition that caused the failed transaction.

---

**ANR1136W** Operation *process process ID* completed - There is no data to process for the differential backup of NAS node *node name*, file space *file space*.

**Explanation:** The NAS file server reported zero bytes stored at the conclusion of an NDMP backup of the specified file space. The command ends without updating the server's database.

**System action:** The indicated process ends.

**User response:** None.

---

**ANR1137E** Operation *process process ID* terminated - object excluded by size in destination storage pool and all successor pools.

**Explanation:** During the indicated operation, the size of a file sent from the client node is larger than that allowed in the destination storage pool. No successor storage pools can accept the large file.

**System action:** The indicated process ends.

**User response:** Increase the maximum file size for one or more of the storage pools in the storage hierarchy to accommodate the file. An authorized administrator can increase the MAXSIZE parameter by issuing the UPDATE STGPOOL command.



---

**ANR1139E**    **The *command name* command failed because some data was missing.**

**Explanation:** An attempt to gather database statistics from the database manager failed. This failure can occur if either of these conditions is met:

- The buffer pool monitor switch (DFT\_MON\_BUFPOOL) has been set to 'OFF.' The buffer pool monitor switch controls the collection of database statistics.
- The file systems or drives are in a remote network. There might be a network problem causing the server fail to collect the statistics of those volumes.

**System action:** The command fails, and the server operation continues.

**User response:** Take one of the following actions, and then try running the QUERY DBSPACE command again:

- Stop and restart the server.
- Set the buffer pool monitor switch to 'ON' using this DB2 command: 'db2 update dbm cfg using DFT\_MON\_BUFPOOL ON'.
- If you cannot obtain drive or file system statistics by running operating system commands, fix the problem, then try running the command again.

---

**ANR1140I**    **Move data process started for volume *volume name* (process ID *process ID*).**

**Explanation:** As a result of a MOVE DATA command, a process begins to move data from the volume shown.

**System action:** The server moves all data from the volume.

**User response:** None.

---

**ANR1141I**    **Move data process ended for volume *volume name*.**

**Explanation:** The MOVE DATA command for the volume shown completes.

**System action:** None.

**User response:** None.

---

**ANR1142I**    **Moving data for collocation cluster *cluster number* of *total clusters* on volume *volume name*.**

**Explanation:** As a result of a MOVE DATA command, data moves from the volume indicated to new volumes; the message shows the total number of clusters (data objects) on the volume and the current cluster being processed.

**System action:** None.

**User response:** None.

---

**ANR1143W**    **Move data process terminated for volume *volume name* - process canceled.**

**Explanation:** During move data processing for the indicated volume, the process performing the move data was canceled. It is possible that the server may issue this message more than once while the server is ending this process.

**System action:** The server ends the MOVE DATA command.

**User response:** None.

---

**ANR1144W**    **Move data process terminated for volume *volume name* - storage media inaccessible.**

**Explanation:** During move data processing for the indicated volume, a required volume cannot be mounted.

**System action:** The server ends the MOVE DATA command.

**User response:** None.

---

**ANR1145W**    **Move data process terminated for volume *volume name* - insufficient number of mount points available for removable media.**

**Explanation:** During move data processing for the indicated volume, the server could not allocate sufficient mount points for the volumes required.

**System action:** The server ends the MOVE DATA command.

**User response:** If necessary, make more mount points available.

---

**ANR1146W**    **Move data process terminated for volume *volume name* - excessive read errors encountered.**

**Explanation:** During move data processing for the indicated volume, read errors occurred that prevented the move from continuing.

**System action:** The server ends the MOVE DATA command.

**User response:** If possible, correct the cause of the read errors and then reissue the MOVE DATA command.

---

**ANR1147W**    **Move data process terminated for volume *volume name* - excessive write errors encountered.**

**Explanation:** During move data processing for the indicated volume, write errors occurred that prevented the move from continuing.

**System action:** The server ends the MOVE DATA command.

**User response:** If possible, correct the cause of the write errors and then reissue the MOVE DATA command.

---

**ANR1148W** Move data process terminated for volume *volume name* - data transfer interrupted.

**Explanation:** During move data processing for the indicated volume a data transfer operation was interrupted and could not be continued.

**System action:** The server ends the MOVE DATA command.

**User response:** If possible, determine and correct the cause of the interruption.

---

**ANR1149W** Move data process terminated for volume *volume name* - insufficient space in target storage pool.

**Explanation:** During move data processing for the indicated volume, the server cannot move the data from the volume, because there is not enough space on the destination storage pool to hold it or the access for the storage pool is either unavailable or readonly.

**System action:** The server ends the MOVE DATA command.

**User response:** Make more space available in the next storage pool, or specify a storage pool with more space, and reissue the MOVE DATA command.

---

**ANR1150W** Move data process terminated for volume *volume name* - unable to move file to target storage pool due to exclusion by size.

**Explanation:** During move data processing for the indicated volume, the server cannot move the data from the volume because a file size is larger than allowed on the next storage pool.

**System action:** The server ends the MOVE DATA or MOVE NODEDATA command.

**User response:** Use the UPDATE STGPOOL command to change the next storage pool maximum file size or to change the next storage pool target, and then reissue the MOVE DATA or MOVE NODEDATA command.

---

**ANR1151W** Move data process terminated for volume *volume name* - sufficient recovery log space is not available.

**Explanation:** During move data processing for the indicated volume, the server runs out of recovery log space.

**System action:** The server ends the MOVE DATA command.

**User response:** If necessary, make more server recovery log space available.

---

**ANR1152W** Move data process terminated for volume *volume name* - sufficient database space is not available.

**Explanation:** During move data processing for the indicated volume, the server runs out of database space.

**System action:** The server ends the MOVE DATA command.

**User response:** If necessary, make more server database space available.

---

**ANR1153W** Move data process terminated for volume *volume name* - lock conflict.

**Explanation:** During move data processing, the server was unable to obtain the volume specified because a lock was not available or a restartable restore is active for data on the volume and has it locked. .

**System action:** The server ends the MOVE DATA command.

**User response:** Check for restartable restores by issuing the QUERY RESTORE command. If the volume specified contains any data from the node and filespace identified by the QUERY RESTORE command, the MOVE DATA command will fail. The restartable restores must complete or be cancelled before the MOVE DATA command can succeed.

If the volume does not contain data from the node and filespace identified by the QUERY RESTORE command, the reissue the MOVE DATA command.

---

**ANR1154W** Move data process terminated for volume *volume name* - thread resource not available.

**Explanation:** During move data processing for the indicated volume, the server cannot start a thread for the migration process.

**System action:** The server ends the MOVE DATA command.

**User response:** Reissue the MOVE DATA command. If the error persists, it may indicate a shortage of server memory.

---

**ANR1155W** Move data process terminated for volume *volume name* - sufficient memory is not available.

**Explanation:** During move data processing for the

indicated volume, there is not enough server memory available.

**System action:** The server ends the MOVE DATA command.

**User response:** If necessary, make more memory available to the server, and then reissue the MOVE DATA command.

---

**ANR1156W Move data process terminated for volume *volume name* - internal server error detected.**

**Explanation:** During move data processing for the indicated volume, the server encounters an internal error.

**System action:** The server ends the MOVE DATA command.

**User response:** Contact your service representative.

---

**ANR1157I Removable volume *volume name* is required for move process.**

**Explanation:** During move data or move node data processing, the server determines that the indicated removable volume is required in order to complete processing.

**System action:** The server attempts to mount the removable volume.

**User response:** Respond to any mount request for the indicated volume.

---

**ANR1160W Transaction was aborted for volume *volume name*.**

**Explanation:** An error was detected during transaction commit. This message should be preceded by other messages that give additional information about the failed transaction.

**System action:** The activity that generated this error fails.

**User response:** Check for additional messages and eliminate the condition that caused the failed transaction. If the error cannot be isolated and resolved, contact your service representative.

---

**ANR1161W The move process is skipping a damaged file on volume *volume name*: Node *node name*, Type *file type*, File space *filespace name*, File name *file name*.**

**Explanation:** During the move process, a file is encountered that was previously found to be damaged. If this file is part of an aggregate, the entire aggregate was previously marked damaged, possibly because an error was detected for some other file within the aggregate.

**System action:** The damaged file is not moved.

**User response:** Perform the following actions:

- Audit the indicated volume with FIX=NO to verify that the file is damaged. The audit will reset the file status if the file is found to be undamaged during the audit. If the file is part of an aggregate, the audit will reset the aggregate status if the entire aggregate is found to be undamaged.
- If this volume is in a primary storage pool that has previously been backed up to a copy storage pool, attempt to restore damaged files by using the RESTORE STGPOOL command.

---

**ANR1162W Space reclamation skipping damaged file on volume *volume name*: Node *node name*, Type *file type*, File space *filespace name*, File name *file name*.**

**Explanation:** During reclamation, a file is encountered that was previously found to be damaged. If this file is part of an aggregate, the entire aggregate was previously marked damaged, possibly because an integrity error was detected for some other file within the aggregate.

**System action:** The damaged file is not moved.

**User response:** Audit the indicated volume with FIX=NO to verify that the file is damaged. The audit will reset the file status if the file is found to be undamaged during the audit. If the file is part of an aggregate, the audit will reset the aggregate status if the entire aggregate is found to be undamaged. If this volume is in a primary storage pool that has previously been backed up to a copy storage pool, attempt to restore damaged files by using the RESTORE STGPOOL command.

---

**ANR1163W Offsite volume *volume name* still contains files which could not be moved.**

**Explanation:** During processing of a MOVE DATA command or reclamation, the server determined that the indicated offsite volume contained one or more files that could not be moved. One or more files could not be copied from the other available volumes.

The server might not move some files if the storage pool is collocated and the volume being moved or reclaimed contains files that require different output volumes. The server will skip these files and no messages are issued identifying the skipped files. The files are skipped to honor the collocation attribute of the storage pool.

If the files in the storage pool are deduplicated, they could be skipped due to the unavailability of an on-site copy. This can occur if the file has been logically deleted from all other storage pools due to either policy retention settings, or explicit deletion, but must remain

in the offsite storage pool due to deduplication dependencies.

**System action:** None.

**User response:** Check for messages that indicate why files could not be moved. To complete the move operation, you have several options:

- Bring the volume back on-site and reissue a MOVE DATA command to reclaim the volume. If the storage pool is deduplicated and all primary storage pool volumes are available, this is the recommended solution.
- Make the primary volumes available and reissue a MOVE DATA command to reclaim the volume.
- Delete the files by using the DELETE VOLUME command.

If the server is skipping files to honor the collocation attribute of the storage pool, run the MOVE DATA command, or wait until reclamation runs again. In either case, the server will move files to the appropriate output volumes until the volume being moved or reclaimed is empty. It might take more than one attempt to totally empty the volume.

---

**ANR1165E Error detected for file in storage pool**  
*storage pool name: Node node name, Type file type, File space filespace name, fsId filespace id, File name file name.*

**Explanation:** The server has detected an error for the indicated file.

**System action:** The file will be marked damaged in the server database, and will not be accessed for future operations. If this file is part of an aggregate, the entire aggregate will be marked damaged. If a usable copy of the file exists in another storage pool, that copy may be accessed for future operations involving the file.

**User response:** If the indicated storage pool is a primary pool, and a usable copy of the file exists in a copy storage pool, you can recreate the file in the primary pool using the RESTORE STGPPOOL command. If the indicated storage pool is a copy storage pool, it is possible that the primary copy of the file is usable, but was not accessed because the access mode for the primary storage pool or volume is unavailable. If this is the case, the primary copy of the file may be made accessible by changing the access mode of the primary pool or volume.

---

**ANR1166E Move Data for offsite volume cannot copy damaged file in storage pool**  
*storage pool name: Node node name, Type file type, File space filespace name, fsId filespace id, File name file name.*

**Explanation:** A move data process for an offsite volume cannot locate an undamaged copy of the specified file in any storage pool accessible by the

server. If this file is part of an aggregate, the process could not locate an undamaged copy of the aggregate to which the file belongs.

**System action:** The file will be skipped and will not be moved from the offsite volume.

**User response:** The indicated storage pool is a primary pool that contains a damaged copy of the file. The only usable copy of the file may now only reside on the offsite volume that was involved in the move data process. If you bring this volume back onsite, you can recreate the file in the primary pool by using the RESTORE STGPPOOL command. After the restore, you can reissue the MOVE DATA command.

---

**ANR1167E Space reclamation for offsite volume**  
*volume name cannot copy damaged file in storage pool storage pool name: Node node name, Type file type, File space filespace name, fsId filespace id, File name file name.*

**Explanation:** A reclamation process of offsite volumes cannot locate an undamaged copy of the specified file in any storage pool accessible by the server. If this file is part of an aggregate, the process could not locate an undamaged copy of the aggregate to which the file belongs.

**System action:** The file is skipped and will not be moved from the offsite volume.

**User response:** The indicated storage pool is a primary pool that contains a damaged copy of the file. The only usable copy of the file may now only reside on an offsite volume that was involved in the reclamation process, but was not totally reclaimed. If you bring this volume back onsite, you can recreate the file in the primary pool by using the RESTORE STGPPOOL command.

---

**ANR1168W Migration skipping damaged file on volume**  
*volume name: Node node name, Type file type, File space filespace name, fsId filespace id, File name file name.*

**Explanation:** During migration, a file is encountered that was previously found to be damaged. If this file is part of an aggregate, the entire aggregate was previously marked damaged, possibly because an integrity error was detected for some other file within the aggregate.

**System action:** The damaged file will not be moved.

**User response:** Audit the indicated volume with FIX=NO to verify that the file is damaged. The audit will reset the file status if the file is found to be undamaged during the audit. If the file is part of an aggregate, the audit will reset the aggregate status if the entire aggregate is found to be undamaged. If this volume is in a primary storage pool that has previously been backed up to a copy storage pool, you can also attempt to restore damaged files by using the

RESTORE STGPOOL command.

---

**ANR1169W Lock conflict on movement of offsite file - file is skipped.**

**Explanation:** During migration, reclamation, or move data processing of a volume that is offsite, a copy of the file that resides in a primary disk storage pool is locked by another process.

**System action:** The file is skipped and the process will try to find another copy of the file in a copy storage pool. If another copy cannot be used, the move operation on the volume may be incomplete.

**User response:** If a move operation was incomplete, try repeating the operation.

---

**ANR1170E Out of Space in target copy storage pool: *copy storage pool name*.**

**Explanation:** During reclamation, or move data processing of a volume that is offsite, there was no volume available in the specified target copy storage pool.

**System action:** The operation is terminated.

**User response:** Define volumes to the copy storage pool or raise the MAXSCRATCH value.

---

**ANR1171W Unable to move files associated with node *node name*, filespace *filespace name* fsId *filespace id* on volume *volume name* due to restore in progress.**

**Explanation:** During movement of data (migration, reclamation, move data) from a sequential volume, one or more files were encountered that were locked by a restore operation.

**System action:** The files are not moved, but are skipped.

**User response:** Use the QUERY RESTORE FORMAT=DETAILED command to determine if the restore operation is active or is in restartable state. A restartable restore operation will keep the files locked from movement until the RESTOREINTERVAL is reached. QUERY OPTION will display this interval. You may wish to lower the RESTOREINTERVAL to cause a restartable restore operation to be removed and free up the locked files. The RESTOREINTERVAL is a server option. If you received this message due to a MOVE DATA operation, reissue the MOVE DATA command after the restore operation has completed in order to move any remaining files.

---

**ANR1172E Move Data for offsite volume cannot copy file in storage pool *storage pool name*: Node *node name*, Type *file type*, File space *filespace name*, fsId *filespace id*, File name *file name*.**

**Explanation:** A move data process for an offsite volume cannot locate a copy of the specified file in any storage pool accessible by the server. If this file is part of an aggregate, the process could not locate copy of the aggregate to which the file belongs on an accessible volume.

**System action:** The file will be skipped and will not be moved from the offsite volume.

**User response:** The indicated storage pool is a primary pool that should contain a primary copy of the file. Perhaps the volume on which that file resides is on a destroyed volume. The only usable copy of the file may now only reside on the offsite volume that was involved in the move data process. If you bring this volume back onsite, you can recreate the file in the primary pool by using the RESTORE STGPOOL command. After the restore, you can reissue the MOVE DATA command.

---

**ANR1173E Space reclamation for offsite volume(s) cannot copy file in storage pool *storage pool name*: Node *node name*, Type *file type*, File space *filespace name*, fsId *filespace id*, File name *file name*.**

**Explanation:** A reclamation process of offsite volumes cannot locate a copy of the specified file in any storage pool accessible by the server. If this file is part of an aggregate, the process could not locate a copy of the aggregate to which the file belongs on an accessible volume.

**System action:** The file is skipped and will not be moved from the offsite volume.

**User response:** The indicated storage pool is a primary pool that should contain a copy of the file. Perhaps the volume on which that file resides is on a destroyed volume. The only usable copy of the file may now only reside on an offsite volume that was involved in the reclamation process, but was not totally reclaimed. If you bring this volume back onsite, you can recreate the file in the primary pool by using the RESTORE STGPOOL command.

---

**ANR1174W One or more cached files were not deleted on volume *volume name*.**

**Explanation:** The MOVE DATA command could not delete one or more cached files on the disk volume shown. Migration was probably running at the same time, creating cached files while the MOVE DATA command was trying to delete them.

**System action:** The MOVE DATA command ran to completion.

**User response:** If you want the remaining cached files removed from the disk volume, reissue the MOVE DATA command.

---

**ANR1175W** Volume *volume name* contains files which could not be reclaimed.

**Explanation:** After reclamation of the indicated volume, it still contains one or more files that could not be reclaimed. These files were skipped because of read errors, or because the files are marked damaged.

**System action:** The volume is marked unavailable so it will not be chosen again for reclamation.

**User response:**

- Use the UPDATE VOLUME command to set the volume access to readonly.
- Try using the MOVE DATA command to manually reclaim the volume.
- If files still exist on the volume, audit the volume using AUDIT VOLUME FIX=YES.
- Try using the MOVE DATA command again.
- Use the RESTORE VOLUME command to restore files marked damaged.

---

**ANR1176I** Moving data for collocation set *set number of total sets* on volume *volume name*.

**Explanation:** As a result of a move operations, such as MOVE DATA, MOVE NODEDATA, migration, or reclamation, the server is moving data from the volume indicated to new volumes. This message shows the total sets of data on the volume to be processed. Depending upon the collocation setting of the destination storage pool, a set can be file spaces that belong to the same collocation group, file spaces for a node, or a single file space.

**System action:** None.

**User response:** None.

---

**ANR1178I** Copying active files from primary storage pool *primary pool name* to active data pool *active data pool name* started as process *process ID*.

**Explanation:** A process has been started to copy active data from a primary storage pool to the indicated active data.

**System action:** For every noncached, active file in the primary pool, a copy is made in the active data pool, if a copy of that file does not already exist.

**User response:** None.

---

**ANR1179I** Preview of copying active files from primary storage pool *primary pool name* to active data pool *active data pool name* started as process *process ID*.

**Explanation:** A preview process has been started to

copy active data from a primary storage pool to the indicated active data pool.

**System action:** Preview information about the COPY ACTIVATEDATA operation is collected and displayed, but files are not copied.

**User response:** None.

---

**ANR1181E** *Diagnostic(ID):* Data storage transaction *transaction ID* was aborted.

**Explanation:** A database transaction failed because of an error that was detected during data storage processing. This message should be preceded by other messages that give additional information about the failed transaction.

**System action:** The server operation that encountered this error during data storage processing fails.

**User response:** Check for additional messages and eliminate the condition that caused the failed transaction.

---

**ANR1182I** Removable volume *volume name* is required for a restore request from session *session id*.

**Explanation:** A restore request will need a removable volume. This message is issued as soon as the server determines that the volume will be needed. A mount request will be made when the volume is actually needed for processing. When the first pass determination of needed volumes is complete, message ANR1183I will be issued. However, it is possible that additional volumes will be needed later, as indicated in the explanation for message ANR1183I. This message is not issued for DISK device class volumes nor is it issued for FILE device class volumes.

**System action:** The server continues processing.

**User response:** Respond to any mount request for the indicated volume.

---

**ANR1183I** Initial determination of removable volumes required for a restore request from session *session id* is complete. Additional volumes may still be required.

**Explanation:** The first pass determination of needed volumes is complete for the indicated restore session. It is possible that additional volumes will be needed as individual objects are restored. This can happen for a variety of reasons. Examples of such reasons include: 1. An object spanning from one volume to another, where the second volume is not needed for any other objects during this restore session. 2. An object is found to be damaged and a copy storage pool volume is needed to complete the restore. 3. A volume is unavailable and a copy storage pool volume is needed to complete the restore.

**System action:** The server continues processing.

**User response:** Respond to any mount request for any additional volumes.

---

**ANR1184I** Copy active data process *process ID* ended for storage pool *storage pool name*.

**Explanation:** A COPY ACTIVATEDATA process for the named primary storage pool has ended.

**System action:** None.

**User response:** None.

---

**ANR1185I** Copy active data process *process ID* terminated for storage pool *storage pool name* - process canceled.

**Explanation:** While copying active data from the indicated primary storage pool, a process performing the operation has been canceled.

**System action:** If other copy active data processes are executing for the named storage pool, these processes continue.

**User response:** None.

---

**ANR1186I** Restore of node *nodename*, file system *file system*, started as process *process ID* by administrator *administrator*. A full image for this file system will be restored to destination *destination*.

**Explanation:** The administrator initiates a restore of the node's file system. The restore will be performed using a full image of this file system. The file system will be restored to the indicated destination.

**System action:** The indicated process is started.

**User response:** None.

---

**ANR1189I** Removable volume *volume name* is required for copying active data.

**Explanation:** During processing of a COPY ACTIVATEDATA command, the server determines that a removable volume is required.

**System action:** Unless this is a preview process, the server attempts to mount the removable volume.

**User response:** Respond to any mount request for the indicated volume.

---

**ANR1199I** Removable volume *volume name* is required for audit process.

**Explanation:** During audit volume processing for the indicated volume, the server determines that a removable volume is required in order to complete processing.

**System action:** The server attempts to mount the removable volume.

**User response:** Respond to any mount request for the indicated volume.

---

**ANR1210I** Backup of primary storage pool *primary pool name* to copy storage pool *copy pool name* started as process *process ID*.

**Explanation:** A process has been started to back up a primary storage pool to the indicated copy storage pool.

**System action:** For every noncached file in the primary pool, a backup copy is made in the copy pool, if a copy of that file does not already exist.

**User response:** None.

---

**ANR1211I** Backup preview of primary storage pool *primary pool name* to copy storage pool *copy pool name* started as process *process ID*.

**Explanation:** A preview process has been started to back up a primary storage pool to the indicated copy storage pool.

**System action:** Preview information about the backup operation is collected and displayed, but files are not backed up.

**User response:** None.

---

**ANR1212I** Backup process *process ID* ended for storage pool *storage pool name*.

**Explanation:** A backup process for the named primary storage pool has ended.

**System action:** None.

**User response:** None.

---

**ANR1213I** Backup process *process ID* terminated for storage pool *storage pool name* - process canceled.

**Explanation:** During backup of the indicated primary storage pool, a process performing the backup has been canceled.

**System action:** If other backup processes are executing for the named storage pool, these processes continue.

**User response:** None.

---

**ANR1214I** The backup of the *primary pool name* primary storage pool to the *copy pool name* copy storage pool is complete. Number of files backed up: *number of backed up files*. Number of bytes backed up: *number of backed up bytes*.

**Deduplicated bytes backed up:** *number of backed up dedup bytes.* **Unreadable files:** *number of unreadable files.* **Unreadable bytes:** *number of unreadable bytes.*

**Explanation:** Backup processing for the specified storage pool ended with the displayed results.

**System action:** None.

**User response:** Examine previous messages to determine whether all backup processes ended successfully.

---

**ANR1215I**    **The backup preview of the primary pool name primary storage pool to the copy pool name copy storage pool is complete. Number of files backed up:** *number of backed up files.* **Number of bytes backed up:** *number of backed up bytes.* **Number of deduplicated bytes backed up:** *number of backed up dedup bytes.*

**Explanation:** Backup preview processing for the specified storage pool ended with the displayed results.

**System action:** None.

**User response:** No action is required.

---

**ANR1216E**    **Command: Process process ID terminated - storage media inaccessible.**

**Explanation:** During backup processing, a required volume could not be mounted.

**System action:** The indicated backup process ends.

**User response:** None.

---

**ANR1217E**    **Command: Process process ID stopped - insufficient number of mount points available for removable media.**

**Explanation:** During backup processing, the server could not allocate sufficient mount points for the volumes required.

**System action:** The indicated backup process ends.

**User response:** If necessary, make more mount points available. To prevent sessions or processes from having to wait for a mount point, increase the value of the MOUNTLIMIT parameter in the device-class definition. Set the value of the MOUNTLIMIT parameter high enough to allow all server processes using deduplicated storage pools to open the number of volumes specified by the NUMOPENVOLSALLOWED option.

---

**ANR1218E**    **Command: Process process ID terminated - excessive read errors encountered.**

**Explanation:** During backup processing, read errors occur that prevent the backup from continuing.

**System action:** The indicated backup process ends.

**User response:** If possible, correct the cause of the read errors and reissue the backup command.

---

**ANR1219E**    **Command: Process process ID terminated - excessive write errors encountered.**

**Explanation:** During backup processing, write errors occur that prevent the backup from continuing.

**System action:** The indicated backup process ends.

**User response:** If possible, correct the cause of the write errors and reissue the backup command.

---

**ANR1220E**    **Command: Process process ID terminated - data transfer interrupted.**

**Explanation:** During backup processing, a data transfer operation was interrupted and could not be continued.

**System action:** The indicated backup process ends.

**User response:** If possible, correct the cause of the interruption and reissue the backup command.

---

**ANR1221E**    **Command: Process process ID terminated - insufficient space in target storage pool pool name.**

**Explanation:** During backup processing, the server cannot copy data to the specified copy or active-data storage pool because not enough space is available in the specified copy or active-data storage pool, or, the access for the copy or active-data storage pool is either unavailable or readonly.

**System action:** The indicated backup process ends.

**User response:** Make more space available in the copy or active-data storage pool and reissue the backup command, or reissue the backup command and specify another copy or active-data storage pool with more space.

---

**ANR1222E**    **Command: Process process ID was terminated because of insufficient recovery log space.**

**Explanation:** If a log runs out of space, the current transaction is rolled back. The server issues an error message and halts. You cannot restart the server until the recovery log size is increased.

**System action:** The server halts.

**User response:** Monitor archive logs and active logs. If the recovery log space is insufficient, monitor the archive log space first. If the archive log space is full or nearly full, run a full database backup to remove archive logs and consider adding more disk space to the archive log directory. If the archive log space is not full and the active log space is full or nearly full,



update the value of the ACTIVELOGSIZE option in the dsmserv.opt file. Set the value of the ACTIVELOGSIZE option to the new maximum size of the active log.

---

**ANR1223E** *Command: Process process ID was terminated because of insufficient database space.*

**Explanation:** During backup processing, the server runs out of database space.

**System action:** The specified backup process ends.

**User response:** To increase the amount of database space that is available to the server, issue the EXTEND DBSPACE command. Add one or more directories to the database.

---

**ANR1224E** *Command: Process process ID terminated - lock conflict.*

**Explanation:** During backup processing, the server needs to obtain a lock that is not available.

**System action:** The indicated backup process ends.

**User response:** Reissue the backup command.

---

**ANR1225E** *Command: Process process ID terminated - thread resource not available.*

**Explanation:** During backup processing, the server cannot start a thread.

**System action:** The indicated backup process ends.

**User response:** Reissue the backup command. If the error persists, it may indicate a shortage of server memory.

---

**ANR1226E** *Command: Process process ID terminated - sufficient memory is not available.*

**Explanation:** During backup processing, not enough server memory is available.

**System action:** The indicated backup process ends.

**User response:** If necessary, make more memory available to the server, and then reissue the backup command.

---

**ANR1227E** *Command: Process process ID terminated - internal server error detected.*

**Explanation:** During backup processing, the server encounters an internal error.

**System action:** The indicated backup process ends.

**User response:** Examine the server messages that were issued prior to this message to determine the source of the error. Issue the QUERY ACTLOG command to view the activity log and search for messages that indicate the source of the error.

---

**ANR1228I** *Removable volume volume name is required for storage pool backup.*

**Explanation:** During processing of a BACKUP STGPOOL command, the server determines that a removable volume is required.

**System action:** Unless this is a preview process, the server attempts to mount the removable volume.

**User response:** Respond to any mount request for the indicated volume.

---

**ANR1229W** *Volume volume name is inaccessible therefore it cannot be backed up to a copy storage pool or copied to an active-data storage pool.*

**Explanation:** During storage pool backup or the copying of active data, the contents of a volume cannot be backed up or copied if one of the following conditions exists:

- The volume is offline.
- The volume is in use by another process.
- The volume cannot be mounted.
- The access mode of the volume does not allow the operation.

**System action:** The server continues backup processing, but skips the indicated volume.

**User response:** Take one of the following actions:

- If the volume is offline, issue the VARY ONLINE command for the indicated volume.
- If the access mode of the volume is unavailable, issue the UPDATE VOLUME command to change the access mode to readwrite or readonly. If the access mode of the volume is destroyed, verify with an administrator whether the access mode should be updated. If it should, issue the UPDATE VOLUME command to change the access mode to readwrite or readonly.
- If the volume is in use by another process, wait for that process to complete, and then retry the BACKUP STGPOOL command or the COPY ACTIVE DATA command.
- If the volume is not currently mountable, verify that the drive can mount the volume, and then retry the BACKUP STGPOOL command or the COPY ACTIVE DATA command.

---

**ANR1230I** *Restore of primary storage pool primary pool name started as process process ID.*

**Explanation:** A process has been started to restore the indicated primary storage pool.

**System action:** Non-cached files that reside in the named primary storage pool are restored if either of the following criteria are met:

- The file is stored on a volume whose access mode is destroyed
- The primary file has been identified as having data-integrity errors during a previous operation

**User response:** None.

---

**ANR1231I**    **Restore preview of primary storage pool**  
*primary pool name started as process*  
*process ID.*

**Explanation:** A preview process has been started to restore a primary storage pool.

**System action:** Preview information about the restore operation is collected and displayed, but files are not restored. The restore preview includes noncached files that reside in the specified primary storage pool and that meet either of the following conditions:

- The file is stored on a volume whose access mode is destroyed
- The primary file has been identified as having data-integrity errors during a previous operation

**User response:** None.

---

**ANR1232I**    **Restore of volumes in primary storage**  
**pool** *primary pool name started as process*  
*process ID.*

**Explanation:** A process has been started to restore one or more volumes in the indicated primary storage pool.

**System action:** Noncached files that reside on selected volumes in the primary storage pool are restored.

**User response:** None.

---

**ANR1233I**    **Restore preview of volumes in primary**  
**storage pool** *primary pool name started as*  
*process process ID.*

**Explanation:** A preview process has been started to restore one or more volumes in the indicated primary storage pool.

**System action:** Preview information about the restore operation is collected and displayed, but files are not restored. The restore preview includes noncached files that reside on selected volumes in the primary storage pool.

**User response:** None.

---

**ANR1234I**    **Restore process** *process ID ended for*  
**storage pool** *storage pool name.*

**Explanation:** A restore process for the named primary storage pool has ended.

**System action:** None.

**User response:** None.

---

**ANR1235I**    **Restore process** *process ID ended for*  
**volumes in storage pool** *storage pool*  
*name.*

**Explanation:** A restore process for volumes in the named primary storage pool has ended.

**System action:** None.

**User response:** None.

---

**ANR1236I**    **Restore process** *process ID terminated for*  
**storage pool** *storage pool name - process*  
**canceled.**

**Explanation:** During restore of the indicated primary storage pool, a process performing the restore has been canceled.

**System action:** If other restore processes are executing for the named storage pool, these processes continue.

**User response:** None.

---

**ANR1237I**    **Restore process** *process ID terminated for*  
**volumes in storage pool** *storage pool name*  
**- process canceled.**

**Explanation:** During restore of volumes in the indicated primary storage pool, a process performing the restore has been canceled.

**System action:** If other restore processes are executing for the volumes, these processes continue.

**User response:** None.

---

**ANR1238I**    **The restore of the** *primary pool name*  
**primary storage pool is complete.**  
**Number of files restored:** *number of*  
*restored files.* **Number of bytes restored:**  
*number of restored bytes.* **Number of**  
**deduplicated bytes restored:** *number of*  
*restored dedup bytes.* **Number of**  
**unreadable files:** *number of unreadable*  
*files.* **Number of unreadable bytes:**  
*number of unreadable bytes.*

**Explanation:** Restore processing for the specified storage pool ended with the displayed results.

**System action:** None.

**User response:** Examine previous messages to determine whether all restore processes ended successfully.

---

**ANR1239I**    **The restore preview of the** *primary pool*  
*name* **primary storage pool is complete.**  
**Number of files restored:** *number of*  
*restored files.* **Number of bytes restored:**  
*number of restored bytes.* **Number of**  
**deduplicated bytes restored:** *number of*  
*restored dedup bytes.*

**Explanation:** Restore preview processing for the specified storage pool ended with the displayed results.

**System action:** None.

**User response:** No action is required.

---

**ANR1240I**    **The restore of volumes in the** *primary pool name* **primary storage pool is complete. Number of files restored:** *number of restored files.* **Number of bytes restored:** *number of restored bytes.* **Number of deduplicated bytes restored:** *number of restored dedup bytes.* **Number of unreadable files:** *number of unreadable files.* **Number of unreadable bytes:** *number of unreadable bytes.*

**Explanation:** Restore processing for volumes in the specified storage pool ended with the displayed results.

**System action:** None.

**User response:** Examine previous messages to determine whether all restore processes ended successfully.

---

**ANR1241I**    **The restore preview of volumes in the** *primary pool name* **primary storage pool is complete. Number of files restored:** *number of restored files.* **Number of bytes restored:** *number of restored bytes.* **Number of deduplicated bytes restored:** *number of restored dedup bytes.*

**Explanation:** Restore preview processing for volumes in the specified storage pool ended with the displayed results.

**System action:** None.

**User response:** No action is required.

---

**ANR1242E**    **Command: Process process ID terminated - storage media inaccessible.**

**Explanation:** During restore processing, a required volume could not be mounted.

**System action:** The indicated restore process ends.

**User response:** Verify that the copy and primary storage pools and volumes being accessed are available. Check the ACCESS parameter for both of the storage pools and all related volumes to ensure the ACCESS state is not preventing access.

---

**ANR1243E**    **Command: Process process ID terminated - insufficient number of mount points available for removable media.**

**Explanation:** During restore processing, the server could not allocate sufficient mount points for the volumes required.

**System action:** The indicated restore process ends.

**User response:** If necessary, make more mount points available.

---

**ANR1244E**    **Command: Process process ID terminated - excessive read errors encountered.**

**Explanation:** During restore processing, read errors occur that prevent the restore from continuing.

**System action:** The indicated restore process ends.

**User response:** If possible, correct the cause of the read errors and reissue the restore command.

---

**ANR1245E**    **Command: Process process ID terminated - excessive write errors encountered.**

**Explanation:** During restore processing, write errors occur that prevent the restore from continuing.

**System action:** The indicated restore process ends.

**User response:** If possible, correct the cause of the write errors and reissue the restore command.

---

**ANR1246E**    **Command: Process process ID terminated - data transfer interrupted.**

**Explanation:** During restore processing, a data transfer operation was interrupted and could not be continued.

**System action:** The indicated restore process ends.

**User response:** If possible, correct the cause of the interruption and reissue the restore command.

---

**ANR1247E**    **Command: Process process ID terminated - insufficient space in target primary storage pool.**

**Explanation:** During restore processing, the server cannot copy data to the target primary storage pool, because not enough space is available in the target pool.

**System action:** The indicated restore process ends.

**User response:** Make more space available in the target primary storage pool, and then reissue the restore command.

---

**ANR1248E**    **Command: Process process ID terminated - sufficient recovery log space is not available.**

**Explanation:** During restore processing, the server runs out of recovery log space.

**System action:** The indicated restore process ends.

**User response:** If necessary, make more server recovery log space available.

---

**ANR1249E** *Command: Process process ID terminated - sufficient database space is not available.*

**Explanation:** During restore processing, the server runs out of database space.

**System action:** The indicated restore process ends.

**User response:** If necessary, make more server database space available.

---

**ANR1250E** *Command: Process process ID terminated - lock conflict.*

**Explanation:** During restore processing, the server needs to obtain a lock that is not available.

**System action:** The indicated restore process ends.

**User response:** Reissue the restore command.

---

**ANR1251E** *Command: Process process ID terminated - thread resource not available.*

**Explanation:** During restore processing, the server cannot start a thread.

**System action:** The indicated restore process ends.

**User response:** Reissue the restore command. If the error persists, it may indicate a shortage of server memory.

---

**ANR1252E** *Command: Process process ID terminated - sufficient memory is not available.*

**Explanation:** During restore processing, there is not enough server memory available.

**System action:** The indicated restore process ends.

**User response:** If necessary, make more memory available to the server; and then reissue the restore command.

---

**ANR1253E** *Command: Process process ID terminated - internal server error detected.*

**Explanation:** During restore processing, the server encounters an internal error.

**System action:** The indicated restore process ends.

**User response:** Contact your service representative.

---

**ANR1254I** *Removable volume volume name is required for restore processing.*

**Explanation:** During processing of a RESTORE STGPOOL or RESTORE VOLUME command, the server determines that a removable volume is required.

**System action:** Unless this is a preview process, the server attempts to mount the removable volume.

**User response:** Respond to any mount request for the indicated volume.

---

**ANR1255W** *Files on volume volume name cannot be restored - access mode is "unavailable" or "offsite".*

**Explanation:** During processing of a RESTORE STGPOOL or RESTORE VOLUME command, files on a copy storage pool volume cannot be restored because of the volume's access mode.

**System action:** The server continues restore processing, but skips the indicated volume.

**User response:** If the volume is stored at an offsite location, bring the volume onsite. Use the UPDATE VOLUME command to change the access mode for the volume and restart the restore command.

---

**ANR1256W** *Volume volume name contains files that could not be restored.*

**Explanation:** During processing of a RESTORE STGPOOL or RESTORE VOLUME command, the server determines that the indicated volume contains one or more files that could not be restored. If this is a preview operation, this message indicates that a restorable backup copy cannot be found for one or more files on the indicated volume. If this is an actual restore operation, this message could result if any of the following conditions exist for a file on the indicated volume:

- A restorable backup copy cannot be found for the file.
- A restorable backup copy of the file exists, but is located on a copy storage pool volume whose access mode is unavailable or offsite.
- During restore processing, a backup copy was selected for restore processing, but was deleted or moved before the file was actually restored. This action could occur as a result of MOVE DATA, DELETE VOLUME, AUDIT VOLUME FIX=YES, or reclamation processing of a copy storage pool volume while the restore was in progress.
- A restorable backup copy of the file exists, but is on a copy storage pool volume that cannot be accessed since no drive path exists.

**System action:** None.

**User response:** If this was an actual restore operation, check for messages indicating that files could not be restored because a copy storage pool volume was unavailable or offsite. Check to see if a move data, delete volume, audit volume, or reclamation process occurred for a copy storage pool while the restore was in progress. If either of these conditions existed, correct the situation and reissue the restore command.

---

---

**ANR1257W** Storage pool backup skipping damaged file on volume *volume name*: Node *node name*, Type *file type*, File space *filespace name*, *fsId* *filespace id*, File name *file name*.

**Explanation:** During storage pool backup, a file is encountered that was previously found to be damaged. If this file is part of an aggregate, the entire aggregate was previously marked damaged, possibly because an integrity error was detected for some other file within the aggregate.

**System action:** The damaged file will not be backed up.

**User response:** Audit the indicated volume with FIX=YES. The audit will verify whether or not the file is damaged and perform one of the following actions:

- If the file is found to be undamaged, the audit will reset the file status. If the file is part of an aggregate, the audit will reset the aggregate status if the entire aggregate is found to be undamaged.
- If the file is found to be damaged and the file had not previously been backed up to a copy storage pool, the audit will delete the file.
- If the file is found to be damaged and the file has previously been backed up to a copy storage pool, the audit will report the file as damaged and you must use the RESTORE STGPOOL command to recover the file.

---

**ANR1258W** Files on volume *volume name* needed for move data cannot be accessed - access mode is "unavailable", "offsite", or "destroyed".

**Explanation:** During a move data operation, files on a storage pool volume cannot be copied because of the volume's access mode. The server cannot move data on a volume that has an access mode of "unavailable", "offsite", or "destroyed".

**System action:** The server continues move data processing, but one or more files were not moved from the volume.

**User response:** If the specified volume can be made available, use the UPDATE VOLUME command to change the access mode for the volume and reissue the MOVE DATA or MOVE NODEDATA command.

---

**ANR1259W** Files on volume *volume name* needed for offsite reclamation cannot be accessed - access mode is "unavailable" or "offsite".

**Explanation:** During reclamation processing of an offsite volume, files on a storage pool volume cannot be copied because of the volume's access mode.

**System action:** The server continues reclamation, but one or more files were not moved from an offsite volume, which prevents it from being reclaimed.

**User response:** If the specified volume can be made available, use the UPDATE VOLUME command to change the access mode for the volume and initiate reclamation again by updating the reclamation threshold for the copy storage pool.

---

**ANR1260W** Volume *volume name* contains one or more damaged, primary files.

**Explanation:** This message is issued during RESTORE STGPOOL processing. The indicated volume contains one or more primary, noncached files that have previously been found to be damaged.

**System action:** If this is not a preview operation, the restore processing attempts to restore the damaged files from copies located in a copy storage pool. If this is a preview operation, no system action is taken.

**User response:** You can take the following actions:

- Issue the QUERY CONTENT command with DAMAGED=YES to obtain a list of damaged files on the indicated volume.
- Audit the indicated volume with FIX=NO to verify that the files are damaged; the audit will reset the status of any files that are found to be undamaged during the audit.
- If this message was issued during a restore preview operation, attempt to restore the damaged files using the RESTORE STGPOOL command.
- Audit the indicated volume with FIX=YES to delete the damaged files from the database.

---

**ANR1263I** *command*: Processing completed successfully.

**Explanation:** The background process to service the command *command* has completed successfully.

**System action:** Processing for the command completes. Statistics on the number and type of objects moved, together with the total number of bytes copied, are displayed on the server console following this message.

**User response:** None.

---

**ANR1264I** *Command*: Processing canceled before completion.

**Explanation:** The background process to service the command *command* has been canceled with the CANCEL PROCESS command.

**System action:** Processing for the command *command* ends. Statistics on the number and type of objects moved, together with the total number of bytes copied, are displayed on the server console following this message.

**User response:** None.

---

**ANR1265E** *Salvage volume command: Processing terminated abnormally - error accessing data storage.*

**Explanation:** The server encountered an internal error in accessing data storage while executing a salvage volume operation.

**System action:** The operation is ended and server operation continues.

**User response:** Use the QUERY ACTLOG command to examine messages prior to this error to determine the cause of the data storage failure. If you find and resolve the error, retry the operation. If you cannot find the error, contact your service representative for assistance in resolving the problem.

---

**ANR1266E** *Salvage volume command: Processing terminated abnormally - volume not a storage pool volume.*

**Explanation:** The server encountered an internal error in accessing data storage while executing a salvage volume operation. The error occurred because an attempt has been made to access a volume that was not a storage pool volume.

**System action:** The command *command* operation is ended and server operation continues.

**User response:** Issue the command with a valid volume name.

---

**ANR1267I** *Salvage volume command: Processed number volume(s).*

**Explanation:** The background process to service the command *Salvage volume command* inspected *number* input volumes.

**System action:** Salvage processing for the command completes. Server operation continues.

**User response:** None.

---

**ANR1268I** *Salvage volume command: Recovered number byte(s).*

**Explanation:** The background process to service the command *Salvage volume command* recovered *number* bytes worth of data.

**System action:** Salvage processing for the command completes. Server operation continues.

**User response:** None.

---

**ANR1269I** *Salvage volume command: Recovered number file(s).*

**Explanation:** The background process to service the command *Salvage volume command* recovered *number* files.

**System action:** Salvage processing for the command completes. Server operation continues.

**User response:** None.

---

**ANR1270I** *Salvage volume command: File (internal file identifierinternal file identifier) recovered.*

**Explanation:** The background process to service the command *Salvage volume command* recovered a file. The new file was given a new, system generated name based on the *internal file identifier* and the name of the volume from which the file was recovered. The *internal file identifier* is the identifier by which the file was known to the server before the file was deleted.

**System action:** Salvage processing for the command completes. Server operation continues.

**User response:** None.

---

**ANR1271I** *Salvage volume command: \* number bytes recovered from volume volume.*

**Explanation:** The background process to service the command *Salvage volume command* recovered a file from the volume *volume*. The *number* of bytes recovered from the *volume* is listed.

**System action:** Salvage processing for the command completes. Server operation continues.

**User response:** None.

---

**ANR1272I** *Salvage volume command: \* File is complete - it began and ended on volume volume.*

**Explanation:** The background process to service the command *Salvage volume command* recovered a file from the volume *volume*. The file was completely contained on *volume*.

**System action:** Salvage processing for the command completes. Server operation continues.

**User response:** None.

---

**ANR1273I** *Salvage volume command: \* File is incomplete - it began on volume volume but did not end.*

**Explanation:** The background process to service the command *Salvage volume command* recovered a file from the volume *volume*. The file was not completely contained on *volume*. Although the file began on this volume, it spanned out to a different volume.

**System action:** Salvage processing for the command completes. Server operation continues.

**User response:** None.

---

**ANR1274I** *Salvage volume command: \* File is incomplete - it ended on volume *volume* but did not begin there.*

**Explanation:** The background process to service the command *Salvage volume command* recovered a file from the volume *volume*. The file was not completely contained on *volume*. Although the file ended on this volume, it spanned in from a different volume.

**System action:** Salvage processing for the command completes. Server operation continues.

**User response:** None.

---

**ANR1275I** *Salvage volume command: \* File is incomplete - it did not begin or end on volume *volume*.*

**Explanation:** The background process to service the command *Salvage volume command* recovered a file from the volume *volume*. The file was not completely contained on *volume*. It spanned in from one volume and spanned out to a another.

**System action:** Salvage processing for the command completes. Server operation continues.

**User response:** None.

---

**ANR1276E** *Command: Process terminated - sufficient memory is not available.*

**Explanation:** During salvage processing, not enough server memory is available.

**System action:** The salvage process ends.

**User response:** If necessary, make more memory available to the server, and then reissue the salvage command.

---

**ANR1277E** *Command: Process terminated - the default management class in the active policy set in policy domain *domain name* does not contain an archive copy group. Unable to continue with salvage.*

**Explanation:** The background process to service the command *Salvage volume command* was unable to recover any files because the default management class in the active policy set in *policy domain* does not contain an archive copy group.

**System action:** The salvage process ends.

**User response:** Add an archive copy group to the default management class in the active policy set of the specified domain, and then reissue the salvage command.

---

**ANR1278I** *Occupancy is incorrect for storage pool *storage pool name*. Occupancy is being reset.*

**Explanation:** The server has detected incorrect occupancy information.

**System action:** The server recalculates the occupancy value based on current storage pool information.

**User response:** None.

---

**ANR1279I** *Occupancy is incorrect for volume name *volume name*. Occupancy is being reset.*

**Explanation:** The server has detected incorrect occupancy information.

**System action:** The server recalculates the occupancy value based on current sequential volume information.

**User response:** None.

---

**ANR1280E** *Command: Process *process ID* terminated - transaction aborted.*

**Explanation:** During backup processing, the server detected an error while attempting to commit a transaction. This message should be preceded by other messages that give additional information about the failed transaction.

**System action:** The indicated backup process ends.

**User response:** Check for additional messages and eliminate the condition that caused the failed transaction.

---

**ANR1281E** *Command: Process *process ID* terminated - transaction aborted.*

**Explanation:** During restore processing, the server detected an error while attempting to commit a transaction. This message should be preceded by other messages that give additional information about the failed transaction.

**System action:** The indicated restore process ends.

**User response:** Check for additional messages and eliminate the condition that caused the failed transaction.

---

**ANR1282I** *Logical occupancy is incorrect for storage pool *storage pool name*. Logical occupancy is being reset.*

**Explanation:** The server has detected incorrect logical occupancy information.

**System action:** The server recalculates the logical occupancy value based on current storage pool information.

**User response:** None.

---

**ANR1283I** File count is incorrect for storage pool *storage pool name* - file count is being reset.

**Explanation:** The server has detected an incorrect count of the number of files within this storage pool.

**System action:** The server will correct this information.

**User response:** None.

---

**ANR1284I** Move node data started as process *process ID*.

**Explanation:** A process has been started to move data by node.

**System action:** The indicated process has started.

**User response:** To query the progress of the process, use the QUERY PROCESS command. To cancel the background process, use the CANCEL PROCESS command. Use the *process ID* number to specify this process.

---

**ANR1288I** Move node data process *process ID* ended for storage pool *storage pool name*.

**Explanation:** A move node data process for the named storage pool has ended.

**System action:** None.

**User response:** None.

---

**ANR1289I** Move node data process *process ID* terminated for the storage pool *storage pool name* - process canceled.

**Explanation:** During move node data processing in the indicated storage pool, the process performing the move node data has been canceled.

**System action:** If other move node data processes are executing for the storage pool, these processes continue.

**User response:** None.

---

**ANR1290I** The process of moving node data from the *storage pool name* storage pool to the *storage pool name* storage pool is complete. Number of files moved: *number of moved files*. Number of bytes moved: *number of moved bytes*. Number of deduplicated bytes moved: *number of moved dedup bytes*. Number of unreadable files: *number of unreadable files*. Number of unreadable bytes: *number of unreadable bytes*.

**Explanation:** The process of moving node data for the specified storage pool ended with the displayed results.

**System action:** None.

**User response:** Examine previous messages to determine whether all of the move node data processes ended successfully.

---

**ANR1293E** Space-reclamation process *process number*: Fifty files in offsite storage-pool volumes do not have copies in accessible storage pools.

**Explanation:** More files in offsite storage-pool volumes might exist for which copies cannot be located. If this is the case, message ANR1173E is not displayed.

**System action:** The IBM Spectrum Protect server skips files that do not have copies. The server does not move the files from offsite storage-pool volumes.

**User response:** To view detailed information about all the files that are skipped during the space-reclamation process, enable trace AFUNAVAILABLE and look in the trace log.

---

**ANR1294I** Process *process ID* skipped *skipped files* files on volume *volume name* because of deduplicated files.

**Explanation:** While moving or copying files from the sequential FILE volume shown to a DISK storage pool, files that had deduplicated extents were encountered. As a result, the files were skipped.

The sequential FILE volume shown is assigned to a storage pool that has deduplication enabled or at one time had deduplication enabled. Some of the files on the volume have deduplicated extents and can not be moved or copied to the DISK storage pool.

**System action:** The server moves or copies all files from the volume that do not have deduplicated extents. Those files that do have deduplicated extents are skipped.

**User response:** If attempting a MOVE DATA/NODEDATA to move the files with deduplicated extents to the DISK storage pool, one must first perform a MOVE DATA/NODEDATA to another sequential storage pool that does not have deduplication enabled. This move will restore the deduplicated files to their complete state in the target storage pool. Once all deduplicated data has been moved, perform a MOVE DATA or MOVE NODEDATA to the DISK storage pool from the target storage pool. It is recommended to use a FILE storage pool as the target.

If attempting a RESTORE STGPPOOL/VOLUME to copy the files with deduplicated extents, one must first perform a RESTORE STGPPOOL/VOLUME to another sequential storage pool that does not have deduplication enabled. This will restore the deduplicated files to their complete state in the target storage pool. Once all deduplicated data has been restored, perform a MOVE DATA/NODEDATA to the DISK storage pool from the target storage pool. It is



recommended to use a FILE storage pool as the target.

---

**ANR1295W** An attempt to set end reclamation date for WORM volume *volume name* to end reclamation date *reclamation date* failed. end reclamation date set to SnapLock retention date.

**Explanation:** IBM Spectrum Protect computes and attempts to set the end reclamation date for a volume based on the RETMIN and RETVER COPYGROUP attributes. When setting the end reclamation date for the named volume, the Network Appliance SnapLock file system was unable to fulfil the request. It was, however, able to set the date to the Snaplock retention date, which is farther in the future than the requested date. This is probably due to how the SnapLock NAS file server's retention date is configured.

This warning message is only issued once per volume, when this condition is detected when data is first placed on the volume.

**System action:** The operation continues.

**User response:** Verify that the IBM Spectrum Protect COPYGROUP attributes and the retention settings of the Network Appliance file system are consistent with your requirements for WORM volume storage.

---

**ANR1296W** Storage pool *storage pool name* does not contain WORM FILE volumes.

**Explanation:** This message might be issued during the definition or updating of a storage pool, or during BACKUP or RESTORE STGPOOL commands, or in other such situations when it is determined that data on WORM volumes might be moved to other media. It names a storage pool that does not contain WORM FILE volumes.

When it is issued during the DEFINE and UPDATE STGPOOL commands, it indicates that the storage pool being defined or updated is being configured with WORM FILE volumes (Reclamationtype is SnapLock), but other storage pools being specified on the storage pool definition (for example, the Next or Reclaim or Copy storage pool parameters) do not contain WORM FILE volumes (Reclamationtype is Threshold). Such configurations might cause data on those WORM FILE volumes to be moved to a storage pool that does not support WORM FILE volumes.

For other situations, this message might be issued when there will be a movement of data from a storage pool with WORM FILE volumes (Reclamationtype is SnapLock) to a storage pool that does not have WORM FILE volumes (Reclamationtype is Threshold).

The server allows this type of movement, but the customer needs to be aware that if data is moved from a WORM FILE volume to another type of media, the data may no longer be protected from inadvertent or malicious deletion. In addition, if this data is on WORM volumes to meet data retention and protection

requirements for certain legal purposes and is moved to other media, the data might no longer meet those requirements.

**System action:** The command continues.

**User response:** Verify that the storage pools being used meet your requirements for data protection and retention.

---

**ANR1297E** Storage pools with RECLAMATIONTYPE=SNAPLOCK can only be defined on servers with archive data retention protection enabled.

**Explanation:** Defining storage pools with RECLAMATION=SNAPLOCK is only supported on a server with archive data protection enabled.

**System action:** The define storage pool command fails.

**User response:** Define the storage pool with RECLAMATIONTYPE=THRESHOLD on this server. Or else enable archive data retention protection on this server, and try the command again.

---

**ANR1298W** The server encountered an error in attempting to delete an object in a Centera storage device. The Centera representation of the name is *Centera object string*. The server was keeping track of the object in volume id *volume id*. The return code received was *return code*.

**Explanation:** The server failed to delete an object in a Centera storage device after server records concerning the object were deleted. The object is no longer accessible through the server. The object continues to occupy space in the Centera storage device. The return code that is returned is either from the server interface to Centera services, or it can be directly from the Centera device.

**System action:** The server continues operation, and the object is logically deleted within the server, but continues to occupy space in the Centera device.

**User response:** The server can continue to operate in spite of this error. Centera service can be required if the volume of unpurged objects becomes a problem.

---

**ANR1299E** The server encountered an invalid storage format while attempting a partial object retrieve for object *seg\_id*.

**Explanation:** A partial object retrieve was attempted on a file that was stored in a format that does not support partial object retrieves.

**System action:** The transaction ends and the retrieve request fails.

**User response:** Try the retrieve again, using a regular or full retrieve instead of a partial object retrieve.

---

**ANR1305I** Disk volume *volume name* varied online.

**Explanation:** The specified volume has been varied online as the result of a VARY ONLINE command.

**System action:** None.

**User response:** None.

---

**ANR1306I** Disk volume *volume name* varied online (read-only).

**Explanation:** The specified volume has been varied online in read-only mode as the result of a VARY ONLINE command.

**System action:** None.

**User response:** None.

---

**ANR1307I** Disk volume *volume name* varied offline.

**Explanation:** The specified volume has been varied offline as the result of a VARY OFFLINE command.

**System action:** None.

**User response:** None.

---

**ANR1308W** Incorrect bytes read *bytes read* for offset *offset*.

**Explanation:** The read operation fails. Check previous messages in the activity log for a message that shows an I/O error or warnings.

**System action:** None.

**User response:** None.

---

**ANR1309W** Shred value zero for storage pool *storage pool name* may render deleted data non shreddable.

**Explanation:** This message is issued during the define or update of a storage pool when a SHRED value of zero has been found with a storage pool in the storage pool hierarchy.

The server allows this type of operation, but the administrator needs to be aware that if data is stored or moved to the affected storage pool, the data cannot be shredded after deletion.

When it is issued during the DEFINE command, it indicates that the storage pool definition is being configured with a non zero SHRED value, however other storage pools being specified on the definition (for example, the Next or Reclaim or Copy storage pool parameters) have a SHRED value of zero.

When issued during the UPDATE command, it indicates the specified storage pool may be altering the

SHRED value from non zero to zero or that the specified Copy, Next or Reclaim storage pool has a SHRED value zero. Such configurations may result in data to become non shreddable if data from the primary random access storage pool is moved to one of the storage pools with a zero SHRED value.

**System action:** The command continues.

**User response:** Verify that the storage pools being used meet your requirements for data protection.

---

**ANR1310E** Vary-on failed for disk volume *volume name* - insufficient memory.

**Explanation:** A VARY ONLINE command has been issued for the disk volume specified, but sufficient memory is not available to process the command.

**System action:** The volume is not varied online.

**User response:** Reissue the command at a later time, or make more memory available to the server.

---

**ANR1311E** Vary-on failed for disk volume *volume name* - unable to access disk device.

**Explanation:** A VARY ONLINE command has been issued for the disk volume specified, but the server is unable to access the disk.

**System action:** The volume is not varied online.

**User response:** Attempt to determine the cause of the inability to access the volume and correct the problem.

---

**ANR1312E** Vary-on failed for disk volume *volume name* - error reading disk.

**Explanation:** A VARY ONLINE command has been issued for the disk volume specified but the server encounters an error reading the disk.

**System action:** The volume is not varied online.

**User response:** Attempt to determine the cause of the read error and correct the problem.

---

**ANR1313E** Vary-on failed for disk volume *volume name* - unsupported block size (*block size*).

**Explanation:** A VARY ONLINE command has been issued for the disk volume specified, but the volume is formatted with a block size that cannot be used.

**System action:** The volume is not varied online.

**User response:** Reformat the disk with a block size that is an evenly divisible by 4096.

---

**ANR1314E** **Vary-on failed for disk volume** *volume name* - **reduced capacity (was** *count* **blocks, now** *count* **blocks).**

**Explanation:** A VARY ONLINE command has been issued for the disk volume specified, but the size of the volume does not match the size expected.

**System action:** The volume is not varied online.

**User response:** Restore the volume or otherwise correct the disk volume size, and reissue the command.

---

**ANR1315E** **Vary-on failed for disk volume** *volume name* - **invalid label block.**

**Explanation:** A VARY ONLINE command has been issued for the disk volume specified, but the label block of the volume is invalid or cannot be read.

**System action:** The volume is not varied online.

**User response:** Restore or reformat the disk volume.

---

**ANR1316E** **Vary-on failed for disk volume** *volume name* - **internal error detected.**

**Explanation:** A VARY ONLINE command has been issued for the disk volume specified, but fails due to an internal server error.

**System action:** The volume is not varied online.

**User response:** Contact your service representative.

---

**ANR1317E** **Command: Storage pool** *storage pool name* **is not a shreddable pool.**

**Explanation:** The command indicated specifies the name of a storage pool which is not a shreddable pool. The command syntax requires that SHREDTONOSHRED=YES be specified when data is moved from a shreddable storage pool to a non shreddable storage pool.

**System action:** The server does not process the command.

**User response:** Reissue the command with SHREDTONOSHRED=YES.

---

**ANR1318I** **The process of copying active data from the** *primary pool name* **primary storage pool to the** *active data pool name* **active data pool is complete. Number of copied files:** *number of copied files.* **Number of copied bytes:** *number of copied bytes.* **Number of copied deduplicated bytes:** *number of copied dedup bytes.* **Number of unreadable files:** *number of unreadable files.* **Number of unreadable bytes:** *number of unreadable bytes.*

**Explanation:** The process of copying active data for

the specified storage pool ended with the displayed results.

**System action:** None.

**User response:** Examine previous messages to determine whether all copy active data processes ended successfully.

---

**ANR1319I** **The preview of copying active data from the** *primary pool name* **primary storage pool to the** *active data pool name* **active data pool is complete. Number of files copied:** *number of copied files.* **Number of copied bytes:** *number of copied bytes.* **Number of copied deduplicated bytes:** *number of copied dedup bytes.*

**Explanation:** The preview of copy active data processing for the specified storage pool ended with the displayed results.

**System action:** None.

**User response:** No action is required.

---

**ANR1320W** **Vary-on not possible for disk volume** *volume name* - **access state is "unavailable".**

**Explanation:** A VARY ONLINE command has been issued for the disk volume specified, but the status of the volume is unavailable.

**System action:** The volume is not varied online.

**User response:** If necessary, use the UPDATE VOLUME command to change the status of the volume, and reissue the command.

---

**ANR1321W** **Vary-on not possible for disk volume** *volume name* - **access state is "destroyed".**

**Explanation:** A VARY ONLINE command has been issued for the disk volume specified, but the status of the volume is destroyed.

**System action:** The volume is not varied online.

**User response:** If necessary, use the UPDATE VOLUME command to change the status of the volume, and reissue the command.

---

**ANR1322W** **The shredding mode is already** *shredding mode*.

**Explanation:** A SETOPT SHREDDING command was issued to change the shredding mode, but the new mode is the same as the existing mode.

**System action:** The shredding mode is unchanged.

**User response:** None.

---

---

**ANR1323E** Command SHRED DATA is invalid for automatic shredding mode.

**Explanation:** A SHRED DATA command was issued while shredding mode is set to Automatic.

**System action:** The command is ignored.

**User response:** Set the shredding mode to Manual or wait for automatic shredding to shred the data.

---

**ANR1324E** Process *process number* is already running a SHRED DATA.

**Explanation:** A SHRED DATA command was issued while another SHRED DATA process is still executing. Only a single SHRED DATA process is allowed at any time.

**System action:** The command is ignored.

**User response:** Wait for the current SHRED DATA process to finish, and issue the command again.

---

**ANR1325W** Shreddable object for *node name*:  
type=*type*, file space=*filespace name*,  
object=*object name* skipped.

**Explanation:** The object for *node name*, identified by *type*, *file space* and *object name* was found in a shreddable storage pool and is skipped, however the EXPORT continues.

**System action:** The server process continues exporting and will skip all shreddable objects.

**User response:** Specify the ALLOWSHREDDABLE=YES parameter when exporting objects from a shreddable storage pool. Using this option forces EXPORT to process all objects, including objects found in shreddable storage pools.

---

**ANR1326I** Shredding process complete after shredding *shredded bytes* bytes and skipping *skipped bytes* bytes.

**Explanation:** The shredding process has completed. The amount of data successfully shredded and the amount of data that was skipped are reported.

**System action:** Server operation continues. If any data was skipped, the server will attempt to shred it the next time shredding runs.

**User response:** None.

---

**ANR1327I** Automatic shredding stopped. Total bytes shredded was *shredded bytes* and total bytes skipped was *skipped bytes* bytes.

**Explanation:** The automatic shredding process has ended. The amount of data successfully shredded and skipped during automatic shredding is reported.

---

**System action:** Server operation continues. If any data was skipped, the server will attempt to shred it the next time shredding runs.

**User response:** None.

---

**ANR1328E** The server has detected an attempt to restore or retrieve a shredded object.

**Explanation:** An attempt was made to retrieve or restore an object which has already been shredded. This can happen if your database was recently restored, and data which existed at the time of the database backup has since been erased and shredded.

**System action:** Server operation continues.

**User response:** Perform an AUDIT VOLUME operation on the volume containing the shredded data.

---

**ANR1329I** Automatic shredding started.

**Explanation:** The automatic shredding of deleted objects is starting.

**System action:** Server operation continues.

**User response:** None.

---

**ANR1330E** The server has detected possible corruption in an object that is being restored or moved. The actual values for the incorrect frame are: magic *magic* hdr version *ver* hdr length *hdrLen* sequence number *seqNum* data length *length* server ID *srvId* segment ID *segId* crc *crc*.

**Explanation:** An invalid frame was detected. This might indicate corruption within the object that is being restored or moved.

**System action:** The object is not restored or moved.

**User response:** Retry the failing operation. If the operation fails again, review additional information that is available for this message: Search for "ANR1330E" in the product information (<http://www.ibm.com/support/knowledgecenter/SSEQVQ/>).

---

**ANR1331E** Invalid frame detected. Expected magic *magic* sequence number *seqNum* server id *servId* segment id *segId*.

**Explanation:** This message indicates the expected values when an invalid frame is detected.

**System action:** None.

**User response:** If contacting support, please provide the information from this message.

---

---

**ANR1332W** *Shredding cancelled prior to completion. Total bytes shredded was shredded bytes and total bytes skipped was skipped bytes bytes.*

**Explanation:** The shredding process was cancelled either because the specified duration has elapsed, or because the CANCEL PROCESS command was used to cancel it. The amount of data successfully shredded and skipped is reported.

**System action:** Server operation continues. If any data was skipped or not processed, the server will attempt to shred it the next time shredding runs.

**User response:** None.

---

**ANR1335E** *command: Database database name cannot be the target of an upgrade because it is not empty.*

**Explanation:** The DSMSESV INSERTDB operation cannot insert data into the specified database because the database already contains data from another server.

Possible causes for this error include:

- The wrong database was specified in the DATABASEALIAS option in the server's options file.
- The database was formatted using the DSMSESV FORMAT command instead of the DSMSESV LOADFORMAT command.

**System action:** The DSMSESV INSERTDB command terminates.

**User response:** Verify that the correct database name is specified in the server's options file. If the correct database is specified, and the database is not in use by a different IBM Spectrum Protect server, then drop the database and recreate it using the DSMSESV LOADFORMAT command before rerunning the DSMSESV INSERTDB command.

---

**ANR1336I** *command: Ready for connections from the source server. Remaining time: remaining time*

**Explanation:** The command has completed its initialization, and is ready to begin receiving database information from the source server.

**System action:** The command will continue to wait until the source server establishes a server-to-server connection and begins sending database information, or until the specified amount of time has passed.

**User response:** Initiate a session from the source server.

---

**ANR1337I** *A trigger type trigger has been removed.*

**Explanation:** The DSMSESV INSERTDB command encountered a database backup trigger, a database space trigger, or recovery log space trigger, and removed it as part of the database upgrade process.

**System action:** The trigger is deleted from the upgraded database.

**User response:** None.

---

**ANR1338E** *One or more constraint violations were detected. Examine log file log file name for details.*

**Explanation:** The DSMSESV INSERTDB command encountered one or more instances where data being inserted into the database violated a constraint or was otherwise invalid. Information about the error, along with the data that caused the error, was logged in the specified log file.

**System action:** The offending row was not inserted into the database. Instead, the contents of the row were written to the specified log file along with additional information about the specific error.

**User response:** Because some data was not inserted into the database, the database is in an inconsistent state. The server should not be started until the problem is corrected.

Contact your service representative for assistance in correcting the problem. You may be directed to examine the log file, and in some cases, correct the erroneous data and insert it into the database. However, due to the sensitive nature of the database, you should never attempt to do this unless directed to do so by your service representative.

---

**ANR1339W** *Session session id underestimated a size allocation request - additional spaceMB more space was allocated to allow the operation to continue.*

**Explanation:** This session required *additional space* megabytes of space in order for the operation to continue. The client is responsible for accurately reporting the size of a file to be stored to the server. The size reported by the client is used to reserve space in the DISK storage pool to store this file. If this size is underestimated, the server may not be able to allocate the additional space needed for this file to continue with this operation.

**System action:** None, the operation was able to continue.

**User response:** The installed version of the client for this node should be evaluated. In most cases, if a client has underestimated the sizes of files reported to the server, this may have been corrected in a newer version of the client. If this is an application using the IBM

Spectrum Protect API that is not an IBM product, contact the vendor for the application to have this corrected.

---

**ANR1340I** Scratch volume *volume name* is now defined in storage pool *storage pool name*.

**Explanation:** The scratch volume specified has been added to the storage pool shown.

**System action:** None.

**User response:** None.

---

**ANR1341I** Scratch volume *volume name* has been deleted from storage pool *storage pool name*.

**Explanation:** The scratch volume specified is no longer in use and has been removed from the indicated storage pool.

**System action:** None.

**User response:** None.

---

**ANR1342I** Scratch volume *volume name* is now pending - volume will be deleted from storage pool *storage pool name* after the reuse delay period for this storage pool has elapsed.

**Explanation:** All files have been deleted from the indicated scratch volume. The volume will not be removed from the storage pool until the reuse delay time period for the indicated storage pool has elapsed. If the storage pool does not have a reuse delay specified, the indicated volume was emptied after it had been requested by another process. It will be in the full or filling state if the process places more data on the tape, or it will be removed from the storage pool after it is no longer required.

**System action:** None.

**User response:** None.

---

**ANR1343I** Unable to delete scratch volume *volume name*.

**Explanation:** A scratch volume cannot be deleted from the server and returned to scratch at this time because all the locks have not been released. A number of retries have been attempted.

**System action:** None

**User response:** The scratch volume will be automatically deleted when the server is restarted. Or, you may manually delete this volume later, using the DELETE VOLUME command.

---

**ANR1344I** Volume *volume name* cannot be reused. Remove the volume from server storage.

**Explanation:** A volume that was full and is now empty cannot be reused by the server because the volume is on WORM media.

**System action:** The volume is in a state where the access mode is READONLY, the status is FULL, and the percent utilized is 0. The server considers the volume to be empty when calculating the occupancy and utilization fields for the volume.

**User response:** The volume remains in the library and in the storage pool, with the attributes described in the System Action section. If this is not a volume in a RECLAMATIONTYPE=SNAPLOCK storage pool, you may remove the volume by performing these steps:

1. Remove the volume from the storage pool by issuing the DELETE VOLUME command.
2. Remove the volume from the library by issuing the CHECKOUT LIBVOLUME command.

If this is a volume in a RECLAMATIONTYPE=SNAPLOCK storage pool, you cannot remove the volume. Rather, allow IBM Spectrum Protect reclamation processing to delete the volume.

---

**ANR1345I** Volume *volume name* cannot be reused by other applications and will remain in the storage pool.

**Explanation:** A WORM (write-once-read-many) volume that has been written by the server cannot be used by other applications. This volume was not full and has been emptied due to expiration, delete commands, or transaction failure.

**System action:** The volume remains in the storage pool to be reused by IBM Spectrum Protect, unless it is manually deleted. The remaining space on the volume will be used in the normal course of server operation.

**User response:** If the volume is no longer to be used, manually delete it from the storage pool.

---

**ANR1346E** Export/import command: Preview processing terminated abnormally - error accessing data storage.

**Explanation:** The server encountered an internal error in accessing data storage while executing an import or export preview operation.

**System action:** The export or import operation is ended and server operation continues.

**User response:** Use the QUERY ACTLOG command to examine messages prior to this error to determine the cause of the data storage failure. If you find and resolve the error, retry the export or import operation. If you cannot find the error, contact your service representative for assistance in resolving the problem.

---

**ANR1347E** *Export/import command: Processing terminated abnormally - error accessing data storage.*

**Explanation:** The server encountered an internal error in accessing data storage while executing an import or export operation.

**System action:** The export or import operation is ended and server operation continues.

**User response:** Use the QUERY ACTLOG command to examine messages prior to this error to determine the cause of the data storage failure. If you find and resolve the error, retry the export or import operation. If you cannot find the error, contact your service representative for assistance in resolving the problem.

---

**ANR1348I** *Export Operation information for **number** objects has been deleted.*

**Explanation:** A background server process deleted export operation information for *number* files from the server database. This process started during initialization to remove any unneeded export information.

**System action:** The actual backup or archive objects were not deleted. Only information used to sort these objects during the previous export operation was deleted.

**User response:** None.

---

**ANR1349E** *Error code during deletion of export operation information for **number** objects.*

**Explanation:** A background server process encountered an internal error after deleting export operation information for *number* files from the server database. This process started during initialization to remove any sorting information which is left over from previous export operations.

**System action:** The backup or archive objects were not deleted. Only the information used to sort these objects during the previous export operation was deleted. The background process was terminated before all sorting information was deleted. The system will not perform further export processing of file data until this problem is resolved.

**User response:** Examine the server messages issued prior to this message to determine the source of the error. Issue the QUERY ACTLOG command to view the activity log and search for messages, then restart the server. If the error cannot be isolated and resolved, contact your service representative.

---

**ANR1350E** *Command: Invalid time range specified. FROM: fromdate fromtime TO: todate totime.*

**Explanation:** A command was issued that specifies an invalid FROM and TO date or time range. This error can occur when the FROM date or time is not before the TO date or time.

**System action:** The server does not process the command.

**User response:** Reissue the command with a valid date or time range.

---

**ANR1351I** *Export/import command: Processing suspended with status **status**.*

**Explanation:** The background process to service the command *command* was suspended with a SUSPEND command.

**System action:** Processing for the command *command* stops. Statistics on the number and type of objects moved, together with the total number of bytes copied, are displayed on the server console following this message.

**User response:** None.

---

**ANR1352I** *Command started by administrator name as process **process ID** has been suspended.*

**Explanation:** The background process to service the command *command* by administrator *administrator name* suspended processing.

**System action:** The specified process suspends, and server operations continue.

**User response:** None.

---

**ANR1353I** *Command: Cannot cancel the EXPORT operation with export identifier **exportId**. The operation is currently active.*

**Explanation:** The server cannot cancel the export operation specified in the CANCEL EXPORT command because it is currently running as an active process.

**System action:** Server operations continue.

**User response:** Only suspended EXPORT operations may be cancelled by issuing the CANCEL EXPORT command. Issue the QUERY EXPORT command to identify the current state of the EXPORT operation.

---

**ANR1354I** *command name: The EXPORTIdentifier parameter is not supported when the FILEDATA parameter is set to NONE. Running as non-restartable export.*

**Explanation:** The EXPORTIdentifier parameter is ignored while the command continues.

## ANR1355I • ANR1365I

**System action:** The command runs and server operations continue.

**User response:** None.

---

**ANR1355I** *command name:* **An export operation already exists with the EXPORTIDentifier *export ID*.**

**Explanation:** The export command fails.

**System action:** The command fails and server operations continue.

**User response:** Reenter the export command with an unused export identifier.

---

**ANR1356I** *Command:* **Cannot restart the EXPORT operation with export identifier *exportId*. The operation is currently active.**

**Explanation:** The server cannot restart the export operation specified in the RESTART EXPORT command because the export operation is currently running as an active process.

**System action:** Server operations continue.

**User response:** Only suspended Export operations may be restarted using RESTART EXPORT command. Issue the QUERY EXPORT command to identify the current state the EXPORT operation.

---

**ANR1357I** *command name:* **The EXPORTIDentifier parameter is not supported when the PREVIEWIMPORT parameter is specified. Running as non-restartable export.**

**Explanation:** The EXPORTIDentifier parameter is ignored while the command continues.

**System action:** The command runs and server operations continue.

**User response:** None.

---

**ANR1358I** **Export Identifier:** *Export Id*

**Explanation:** This is a restartable export operation that can be referenced by the displayed EXPORTIDentifier parameter.

**System action:** Server operations continue

**User response:** None.

---

**ANR1359I** **Suspend in progress**

**Explanation:** The server-to-server export operation has been suspended and will stop when resources have been freed for the background process. This message may be displayed in response to a QUERY PROCESS command for an export operation.

**System action:** Server operation continues.

**User response:** None.

---

**ANR1360I** **Output volume *volume name* opened (sequence number *sequence number*).**

**Explanation:** During a sequential data operation, the volume specified has been opened for output as the volume number shown.

**System action:** None.

**User response:** None.

---

**ANR1361I** **Output volume *volume name* closed.**

**Explanation:** During a sequential data operation, the volume specified has been closed because the export or dump is complete.

**System action:** None.

**User response:** None.

---

**ANR1362I** **Output volume *volume name* closed (full).**

**Explanation:** During a sequential data operation, the volume specified has been closed because the volume is full.

**System action:** None.

**User response:** None.

---

**ANR1363I** **Input volume *volume name* opened (sequence number *sequence number*).**

**Explanation:** Because of a sequential data operation, the volume specified has been opened for input as the volume number shown.

**System action:** None.

**User response:** None.

---

**ANR1364I** **Input volume *volume name* closed.**

**Explanation:** During a sequential data operation, the volume specified has been closed because the operation is complete.

**System action:** None.

**User response:** None.

---

**ANR1365I** **Volume *volume name* closed (end reached).**

**Explanation:** During a sequential data operation, the volume specified has been closed because processing of the volume is complete.

**System action:** None.



**User response:** None.

---

**ANR1366W** Input volume *volume name* contains an invalid identifier.

**Explanation:** During a sequential data operation, the volume specified has been mounted but contains an invalid identifier.

**System action:** The volume is not used.

**User response:** Make sure you specified the correct volume for the operation. If a LOADDB operation was being performed on MVS, the command syntax may be specified by using a ddname or by specifying a device class name. You must use the same method that was used when the database was originally dumped. If you did not, this error message will be displayed. Try loading the data base by using the other method of syntax (ddname).

---

**ANR1367W** Import volume *volume name* was written by a different export process.

**Explanation:** During an IMPORT operation, the volume specified has been mounted but contains an export identifier that does not match the import process.

**System action:** The volume is not used.

**User response:** Supply a volume created by the proper export process.

---

**ANR1368W** Input volume *volume name* contains sequence number *sequence number*; volume sequence number *sequence number* is required.

**Explanation:** During a sequential data operation, the volume specified has been mounted but contains the wrong volume sequence number.

**System action:** The volume is not used.

**User response:** Supply the volume with the proper sequence number. The volume history file can help you choose the correct volume.

---

**ANR1369E** Input volume *volume name* contains Version 1 dump.

**Explanation:** During a sequential data operation, the volume specified has been mounted but appears to contain a version 1 database dump.

**System action:** The volume is not used. The operation is terminated.

**User response:** Make sure you specified the correct volume for the operation. A Version 1 database dump may not be loaded into a Version 2 server. The Version 1 database dump must only be loaded into a Version 1 server.

---

**ANR1370E** Insufficient number of mount points available in device class *device class name*.

**Explanation:** During IMPORT or EXPORT processing, the server cannot allocate sufficient mount points for the device class specified. The device class associated with the EXPORT or IMPORT drive only has a mount limit of one. The operation needs to read or write file data from or to the same device class because file data is being imported or exported.

**System action:** The IMPORT or EXPORT command is ended and server operation continues.

**User response:** Make more mount points available.

---

**ANR1371I** Command: The export operation with export identifier *Export Id* has been deleted.

**Explanation:** The suspended server-to-server export operation has been deleted. This operation may no longer be restarted. This message is displayed in response to a CANCEL EXPORT command.

**System action:** Server operation continues.

**User response:** None.

---

**ANR1372I** Suspend export request accepted for export process with export Identifier *Export Id* ( *process process ID*).

**Explanation:** A SUSPEND EXPORT command has been entered for the specified server-to-server export process. Some processes will experience a delay before they suspend. This delay may be lengthy for processes that involve remote data movement.

**System action:** None.

**User response:** None.

---

**ANR1373I** Process *process Id* for Command has been suspended on source server.

**Explanation:** The background import process has been suspended on the source server.

**System action:** The specified process ends, and server operation continues.

**User response:** None.

---

**ANR1374I** Process *process Id* for Command has been canceled on source server.

**Explanation:** The background import process has been canceled on the source server.

**System action:** The specified process ends, and server operation continues.

**User response:** None.

---

**ANR1375I**    *Command:* **Cannot suspend the export operation *export Id* because the current state is not valid.**

**Explanation:** This message is returned in response to a SUSPEND EXPORT command which specified an export operation that is not currently suspendible. The export operation may not be running, or it may be in the process of being suspended.

**System action:** The specified command fails, and server operation continues.

**User response:** None.

---

**ANR1376I**    **Analyst authority has been revoked for administrator *administrator name*.**

**Explanation:** The DSMSEV INSERTDB command encountered an administrator with analyst authority, and revoked the authority as part of the database upgrade process.

**System action:** The analyst authority is revoked.

**User response:** None.

---

**ANR1377I**    **Analyst authority has been revoked for administrator id *administrator id*.**

**Explanation:** The DSMSEV INSERTDB command encountered an administrator with analyst authority, and revoked the authority as part of the database upgrade process.

**System action:** The analyst authority is revoked.

**User response:** None.

---

**ANR1378I**    *command:* **No connection was received after *session wait time* minutes.**

**Explanation:** The command waited the specified amount of time for the source server to connect, but no connection was established.

**System action:** The command terminates.

**User response:** Rerun the command. Either specify a larger value for the SESSWAIT parameter, or establish a connection from the source server more quickly.

---

**ANR1379I**    *command:* **Read *bytes* bytes and inserted database entries *database entries* in *elapsed time* (*read rate* megabytes per hour).**

**Explanation:** The command read the indicated number of bytes, and wrote the indicated number of database entries.

**System action:** None.

**User response:** None.

---



---

**ANR1380I**    **The buffer pool monitor switch is enabled.**

**Explanation:** The server has turned the buffer pool monitor switch to 'ON'.

**System action:** Server continues processing.

**User response:** No action is required.

---

**ANR1381W**    **The buffer pool monitor switch is disabled 'OFF'. A manual update might be needed.**

**Explanation:** The server failed to turn the buffer pool monitor switch to 'ON'.

**System action:** Server continues processing.

**User response:** No action is required at this time. But a manual update might be needed before executing command 'Q DBS' or 'Q DB F=D'. Refer to message 1139I.

---

**ANR1382E**    **The server failed with error code *return code* when attempting to update a database parameter.**

**Explanation:** Cannot update a database parameter with the value specified in the server options file.

**System action:** The server initialization fails.

**User response:** Examine the server messages issued prior to this message to determine the source of the error. Contact your service representative for further

---

**ANR1383I**    **Memory usage by the database manager is limited to *instance memory* in MBMB.**

**Explanation:** The memory dedicated to the database manager was set successfully.

**System action:** Server continues processing.

**User response:** None.

---

**ANR1384E**    **The update to set memory used by IBM Spectrum Protect server database to *instance memory* in MBMB failed.**

**Explanation:** Attempt to set memory dedicated to IBM Spectrum Protect server database failed.

**System action:** Server operation continues.

**User response:** Collect all messages prior to this one and contact your service representative for further assistance.

---

---

**ANR1385E** The database name is either invalid or missing in the server option file.

**Explanation:** While attempting to format a database, the IBM Spectrum Protect server has found that the database name is either invalid or missing.

**System action:** Server format stops.

**User response:** Before reissuing the command to format the database, check the following items:

- Ensure that the server options file has a valid name for for IBM Spectrum Protect server database. The database name is specified with the DATABASEALIAS option. The database name is a unique character string containing from one to eight letters, numbers, or keyboard characters. The name can contain any of the following characters: a-z, A-Z, 0-9, @, #, and \$.
- Ensure that the command is using the correct options file for the server. If you are using the -o option with the command to specify a server options file, ensure that the name and location of the file is correct.

---

**ANR1386I** Beginning schema verification for the database insert process.

**Explanation:** The database insert process is verifying that the database schema is correct.

**System action:** The server will verify the correctness of the database schema before inserting any database records.

**User response:** None.

---

**ANR1387I** Schema verification for the database insert process has completed.

**Explanation:** The database insert process has successfully verified that the database schema is correct.

**System action:** If CHECKSCHEMA=YES was specified then the database insert process will begin inserting records into the database.

**User response:** None.

---

**ANR1388E** Schema verification for the database insert process detected inconsistencies.

**Explanation:** Inconsistencies were detected during database schema verification.

**System action:** The database insert process terminates.

**User response:** Contact your service representative.

---

**ANR1389I** The database insert process is terminating because CHECKSCHEMA=ONLY was specified.

**Explanation:** The database insert process is terminating after verifying the database schema because the CHECKSCHEMA=ONLY parameter was specified.

**System action:** The database insert process terminates.

**User response:** Rerun the command without specifying the CHECKSCHEMA=ONLY parameter.

---

**ANR1390E** Column *source column name (source column number)* in legacy table *source table name* is mapped to an invalid column (target column number) in target table *target table name (maximum column is table size)*.

**Explanation:** The database insert process has detected a discrepancy while verifying the data base schema. A column in the source database table was mapped to an invalid column in the target table. The target column number is higher than the number of columns in the target table.

**System action:** The database insert process terminates.

**User response:** Contact your service representative.

---

**ANR1391E** Column *source column name (source column number)* in legacy table *source table name* is mapped to the wrong column *target column name (target column number)* in target table *target table name*.

**Explanation:** The database insert process has detected a discrepancy while verifying the data base schema. A column in the source database table was mapped to the wrong column in the target table.

**System action:** The database insert process terminates.

**User response:** Contact your service representative.

---

**ANR1392E** Column *target column name (target column number)* in target table *target table name* is not set by upgrade, but does not allow NULLs and has no default value.

**Explanation:** The database insert process has detected a discrepancy while verifying the data base schema. A column in the target database table is not set, does not have a default value and does not allow NULLs.

**System action:** The database insert process terminates.

**User response:** Contact your service representative.

---

---

**ANR1393I**    **Memory usage by the database manager is set to AUTOMATIC.**

**Explanation:** The memory dedicated to IBM Spectrum Protect server database was set to automatic successfully.

**System action:** Server continues processing.

**User response:** None.

---

**ANR1394E**    **The update to set memory used by IBM Spectrum Protect server database to AUTOMATIC failed.**

**Explanation:** Attempt to set memory dedicated to IBM Spectrum Protect server database to automatic failed.

**System action:** Server operation continues.

**User response:** Collect all messages prior to this one and contact your service representative for further assistance.

---

**ANR1395I**    *Insertdb command:* **Process process number, database insert, has completed.**

**Explanation:** The database insert process *process number* has completed.

**System action:** Database insert processing ends.

**User response:** None.

---

**ANR1396E**    *Insertdb command:* **Process process number, database insert, has completed with errors.**

**Explanation:** The database insert process *process number* has completed, but errors were encountered by the process.

**System action:** Database insert processing ends.

**User response:** Review any messages that were issued by the process, and take corrective action as appropriate.

---

**ANR1397I**    *Insertdb command:* **Found number of database objects database objects.**

**Explanation:** This message indicates the total number of database objects that were found during database insert processing.

**System action:** Server processing continues.

**User response:** None.

---

**ANR1398I**    *Insertdb command:* **Processed number of database objects database objects.**

**Explanation:** This message indicates the total number of database objects that were successfully processed during database insert processing.

**System action:** Server processing continues.

**User response:** None.

---

**ANR1399I**    *Insertdb command:* **Failed to process number of database objects database objects.**

**Explanation:** This message indicates the total number of database objects that were not successfully processed during database insert processing.

**System action:** Server processing continues.

**User response:** None.

---

**ANR1400W**    **Mount request denied for volume volume name - mount canceled.**

**Explanation:** The volume shown cannot be mounted because the mount request has been canceled.

**System action:** The volume is not mounted.

**User response:** None.

---

**ANR1401W**    **Mount request denied for volume volume name - mount failed.**

**Explanation:** The volume shown cannot be mounted because the mount request cannot be completed successfully. Possible reasons include, an error in device specifications to the server or the mount request timed out.

**System action:** The volume is not mounted.

**User response:** If the device specifications (DEFINE DEVCLASS and so forth) are in error, correct them and reissue the command that requested the volume to be mounted.

---

**ANR1402W**    **Mount request denied for volume volume name - volume unavailable.**

**Explanation:** The volume shown cannot be mounted because it is not available.

**System action:** The volume is not mounted.

**User response:** If the attempted mount occurs in a library sharing environment and the library manager was recently recycled, try again in five minutes. In this case the library manager and library client need a few minutes to reestablish communication and synchronize the mounting information between the two servers.

---

**ANR1403W**    **Scratch volume mount request denied - mount canceled.**

**Explanation:** A scratch volume cannot be mounted because the mount request has been canceled.

**System action:** The scratch volume is not mounted.

**User response:** None.

---

**ANR1404W** Scratch volume mount request denied - mount failed.

**Explanation:** A scratch volume cannot be mounted because the mount request cannot be completed successfully. Possible reasons include, an error in device specifications to the server or the mount request timed out.

**System action:** The scratch volume is not mounted.

**User response:** If the device specifications (for example, DEFINE DEVCLASS) are in error, correct them and reissue the command that requested the volume to be mounted.

---

**ANR1405W** Scratch volume mount request denied - no scratch volume available.

**Explanation:** A scratch volume cannot be mounted because no scratch volume is available.

**System action:** The scratch volume is not mounted.

**User response:** None.

---

**ANR1406E** Simultaneous write operation could not release all the acquired mount points.

**Explanation:** A simultaneous write to a primary and copy storage pools failed to release all the acquired mount points. When a simultaneous write operation begins it will attempt to acquire all of the necessary mount points. If a mount point cannot be acquired or the simultaneous write operation has to wait for a mount point, then the operation will release any mount points it has already acquired. This prevents the simultaneous write operation from holding mount points and other mount requests from completing. This message is issued if one of the previously acquired mount points cannot be released.

**System action:** At least one mount point acquired by simultaneous write operation is not released.

**User response:** None.

---

**ANR1407W** Scratch volume mount request denied - storage pool *pool name* has reached maxscratch limit.

**Explanation:** A scratch volume cannot be mounted because the storage pool has reached the maximum scratch volume limit allowed by the MAXSCRATCH parameter.

**System action:** A scratch volume is not mounted.

**User response:** Use the UPDATE STGPPOOL poolname MAXSCRATCH=xx command to increase the number of scratch volumes allowed in the storage pool.

---

**ANR1408I** *Insertdb command:* PREVIEW=YES was specified. No data will be inserted into the database.

**Explanation:** PREVIEW=YES was specified on the INSERTDB command. Database data will be read and checked for errors, but no data will be written into the database.

**System action:** Server processing continues.

**User response:** None.

---

**ANR1409W** Volume *volume name* already in use - skipped.

**Explanation:** During an export or database backup, a volume cannot be used because it is already defined in a storage pool, or has already been used by the current operation, or has been previously used by an export or database backup operation (as recorded in the volume history) or is in use by another process.

**System action:** The operation continues and the volume is skipped.

**User response:** Use the QUERY VOLUME command to display the names of volumes that are defined to server storage pools. Use the QUERY VOLHISTORY command to display the names of volumes that have been used for export or database backup operations. If no volume names are displayed using the query commands described above, ensure that the volume identified in this message has not been specified or used more than once in the operation being performed.

---

**ANR1410W** Access mode for volume *volume name* now set to "unavailable".

**Explanation:** The status of the volume shown has been set to unavailable.

**System action:** None.

**User response:** None.

---

**ANR1411W** Access mode for volume *volume name* now set to "read-only" due to write error.

**Explanation:** Because of an unrecoverable write error on the volume shown, the status of the volume has been set to read-only.

**System action:** None.

**User response:** None.

---

**ANR1412W** Volume *volume name* access mode is "unavailable".

**Explanation:** At server startup, the status of the indicated volume is unavailable.

**System action:** None.

**User response:** None.

---

**ANR1413W** Volume *volume name* access mode is "read-only".

**Explanation:** At server startup, the status of the indicated volume is read-only.

**System action:** None.

**User response:** None.

---

**ANR1414W** Volume *volume name* access mode is "read-only" due to previous write error.

**Explanation:** At server startup, the status of the indicated volume is read-only due to an unrecoverable write error, or because an administrator used the UPDATE VOLUME command to set the volume access mode to read-only.

**System action:** None.

**User response:** None.

---

**ANR1415W** Volume *volume name* access mode is DESTROYED.

**Explanation:** At server startup, the status of the indicated volume is DESTROYED. This status can result because the access mode was set to DESTROYED by a storage administrator. This status can also result because the server determined that the database records associated with this volume are damaged and set the status of the volume to DESTROYED. If this is the case, the server also issues an ANR1316E message.

**System action:** None.

**User response:** You can issue the RESTORE VOLUME server command to restore the volume if a storage pool backup is available.

---

**ANR1416I** *command:* Read bytes *bytes* and inserted database entries *database entries* in elapsed time (read rate *megabytes per hour*). Checked database objects of database objects database objects.

**Explanation:** The command read the indicated number of bytes, and wrote the indicated number of database entries. The command has checked the integrity of the indicated number of database tables.

**System action:** None.

**User response:** None.

---

**ANR1417W** Access mode for volume *volume name* now set to "read-only" due to excessive read error.

**Explanation:** Because of an numerous read errors on

the volume shown, the status of the volume has been set to read-only.

**System action:** None.

**User response:** Use QUERY VOLUME FORMAT=DETAILED for the volume to view the access mode and number of read errors. You may want to use the MOVE DATA command to move the retrievable data from this volume to another volume. For the damaged files, use the RESTORE VOLUME command to restore a readable copy of the file to the storage pool.

---

**ANR1418E** *command name:* Export commands that target another server cannot be issued from the server console.

**Explanation:** An EXPORT command that targets another server was issued from the server console. This command cannot be issued from the server console because it requires authentication of the issuing administrator on the target server.

**System action:** The server ignores the command and continues processing.

**User response:** Issue the command from an administrative client.

---

**ANR1419E** *command name :* FROMDATE must be specified when FROMTIME is specified.

**Explanation:** A command that supports the FROMDATE and FROMTIME parameters was issued with the FROMTIME parameter specified, but without the FROMDATE parameter. When the FROMTIME parameter is used, the FROMDATE parameter must be specified.

**System action:** The server ignores the command and continues processing.

**User response:** Reissue the command with both the FROMDATE and FROMTIME parameters specified.

---

**ANR1420W** Read access denied for volume *volume name* - volume access mode = "unavailable".

**Explanation:** An attempt to access the named volume for reading fails because the volume status is unavailable.

**System action:** The volume is not used for read access.

**User response:** None.

---

**ANR1421W** Read access denied for volume *volume name* - volume is offline.

**Explanation:** An attempt to access the named volume for reading failed because the volume is offline.

**System action:** The volume is not used.

**User response:** None.

---

**ANR1422W** Read access denied for volume *volume name* - volume access mode="offsite".

**Explanation:** An attempt to access the named volume for reading failed because the volume status is offsite.

**System action:** The volume is not used for read access.

**User response:** None.

---

**ANR1423W** Scratch volume *volume name* is empty but will not be deleted - volume access mode is "offsite".

**Explanation:** The named scratch volume is empty but will not be deleted at this time because the access mode is offsite.

**System action:** The volume is not deleted.

**User response:** After bringing the volume onsite, change the access mode to read-only so the volume will be deleted.

---

**ANR1424W** Read access denied for volume *volume name* - volume access mode="destroyed".

**Explanation:** An attempt to access the named volume for reading failed because the volume status is destroyed.

**System action:** The volume is not used for read access.

**User response:** None.

---

**ANR1425W** Scratch volume *volume name* is empty but will not be deleted - volume state is "mountablenotinlib".

**Explanation:** The named scratch volume is empty but will not be deleted at this time because the state of the volume is MOUNTABLENOTINLIB. Possible reasons include, a MOVE MEDIA command was used to check the volume out of the library and the volume was subsequently checked into the library using CHECKIN LIBVOL without first running a MOVE MEDIA command to update the volume state back to MOUNTABLEINLIB state. If this should happen, the QUERY MEDIA will display the volume to be in MOUNTABLEINLIB state since QUERY MEDIA does verify if the volume is actually in the library before displaying the state of the volume.

**System action:** The volume is not deleted.

**User response:** The following steps may be used if the volume is to be deleted:

1. Run CHECKOUT LIBVOL to check the affected volume out of the library, the REMOVE=NO option may be used to prevent actual volume movement
  2. Run MOVE MEDIA \* STG=\*  
WHERESTATE=MOUNTABLENOTINLIB  
WHERESTATUS=EMPTY. When the volume is moved by MOVE MEDIA  
WHERESTATE=MOUNTABLENOTINLIB, the scratch empty volume is deleted
  3. Check the volume back into the library using CHECKIN LIBVOL command
- 

**ANR1426I** All legacy FILE volumes have been marked FULL.

**Explanation:** As part of the conversion of the database to IBM Spectrum Protect version 5.3, all existing non-full volumes of devtype FILE have been marked FULL to keep them from being extended.

**System action:** All FILE volumes that were not already FULL have been marked FULL and cannot be appended to.

**User response:** None.

---

**ANR1427E** No legacy FILE volumes were marked FULL.

**Explanation:** As part of the conversion of the database to IBM Spectrum Protect Version 5.3, all existing non-full volumes of devtype FILE were attempted to be made FULL. However, a database error prevented the conversion, and the status of these volumes remains unchanged.

**System action:** The volumes are not marked FULL.

**User response:** Examine the server messages issued prior to this message to determine the source of the error. Use the QUERY ACTLOG command to view the activity log and search for messages. Contact your service representative for further assistance.

---

**ANR1428W** Shredding access denied for volume *volume name* - volume is offline.

**Explanation:** An object on the indicated volume cannot be shredded because the volume is offline.

**System action:** The object is not shredded at this time. When the volume is put back online, another attempt will be made to shred the object.

**User response:** Determine why the volume is offline, and, if possible, place the volume back online.

---

---

**ANR1429E** Transaction failed for Import process - invalid file space *filespace name* for node *node name* was detected.

**Explanation:** During import processing, the server encounters an invalid file space name.

**System action:** This action usually occurs when the import is operating on a file space that is currently being deleted as a result of an administrative command or client action. The server ends import operation.

**User response:** Use the QUERY PROCESS command to monitor and wait for any file space deletion processes to complete, or cancel the process if you do not want to delete the file space. Try the import operation again after this action has been taken.

---

**ANR1430W** Retrieval request denied for storage pool *storage pool name* due to the access state of the storage pool.

**Explanation:** An attempt was made to retrieve a file from the storage pool shown, but the access mode of the storage pool does not allow for retrieve requests.

**System action:** The file is not retrieved from this storage pool. If possible, the file is retrieved from another storage pool.

**User response:** Consider changing the access mode for the storage pool.

---

**ANR1431E** An error occurred while writing to side A of volume *volume name*. An attempt will be made to write to side B of this volume.

**Explanation:** An error occurred while writing to side A of a two-sided volume.

**System action:** No additional data will be written to side A of this volume. Any remaining space on side A will not be used. An attempt will be made to use the reverse side (side B) of the volume.

**User response:** None required if the side B can be used successfully. However, the administrator should investigate the cause of the error and may want to move data from this volume.

---

**ANR1432I** Updating device configuration information to defined files.

**Explanation:** The server is updating device configuration information for the files or data sets specified with the DEVCONFIG option in the server options file.

**System action:** Server operation continues.

**User response:** None.

---

**ANR1433I** Device configuration information successfully written to *file name*.

**Explanation:** Device configuration information was successfully written to the file specified.

**System action:** Server operation continues.

**User response:** None.

---

**ANR1434W** No files have been identified for automatically storing device configuration information.

**Explanation:** The server is unable to automatically update device configuration file. No files were identified using the DEVCONFIG option in the server options file.

**System action:** Server operation continues.

**User response:** If you would like to have the server automatically record device configuration information to assist in server recovery, use the DEVCONFIG option in the server options file to specify where device configuration information should be written. If you update the options file, halt and then restart the server so the changes can take effect.

---

**ANR1435E** Server could not write device configuration information to *devconfig file name*.

**Explanation:** While attempting to write device configuration information to defined files, the server cannot write to the file name specified.

**System action:** The server cannot write device configuration information to the specified file.

**User response:** Examine error messages that may have been displayed prior to this message and correct any problems, if possible. Make sure that the server has proper authority to write to the file indicated and that there is sufficient space in the file system for the file. On MVS, make sure that the data set has been allocated and that the server has authority to write to the data set. After the problem has been corrected, use the BACKUP DEVCONFIG command to write device configuration information to the file.

---

**ANR1436E** Device configuration file *devconfig file name* cannot be opened.

**Explanation:** While attempting to write device configuration information to device configuration files, the server cannot open the file name specified.

**System action:** The server does not write device configuration information to the file specified.

**User response:** Examine error messages that may have been displayed prior to this message and correct any problems, if possible. Make sure that the server has



proper authority to write to the file indicated and that there is sufficient space in the file system for the file. On MVS, make sure that the data set has been allocated and that the server has authority to write to the data set. After the problem has been corrected, use the BACKUP DEVCONFIG command to write device configuration information to the file.

---

**ANR1437E No device configuration files could be used.**

**Explanation:** The server attempts to read device configuration information from defined files and cannot open any of the files.

**System action:** The operation is ended.

**User response:** Examine error messages that may have been displayed prior to this message and correct any problems, if possible. Ensure that the defined device configuration files have been created. If you can start the server, you can create the files by using the BACKUP DEVCONFIG command. If you cannot start the server, you will need to create a device configuration file by editing the file and adding the appropriate DEFINE commands for the device class, drive, and library definitions. Make sure that the server has proper authority to read from the defined device configuration files.

---

**ANR1438W Skipping device configuration file:**  
*devconfig file name.*

**Explanation:** While attempting to read device configuration information from a defined device configuration file, the server encounters problems in processing the definitions included in the file.

**System action:** The specified file is skipped, and the next one specified in the server options file will be used.

**User response:** Examine error messages that may have been displayed prior to this message to understand why the file could not be used. When you can start the server again, you can refresh this file by using the BACKUP DEVCONFIG command.

---

**ANR1439E Allocate prohibited - transaction failed.**

**Explanation:** While attempting to preallocate storage on a storage pool, the server detected that the transaction for this operation has previously failed. This error may occur when a large file is selected for backup and the client did not properly estimate the file size. There may not be enough space in the storage pool for the file.

**System action:** An internal error is reported by the server and the operation being performed is ended.

**User response:** Examine error messages that may have been displayed prior to this message for more information.

---

**ANR1440I All drives in use. Process *process number* being preempted by higher priority operation.**

**Explanation:** When a high priority operation attempted to find an available drive, all the drives were in use. To make a drive available for this operation, the indicated process is being cancelled by the system.

**System action:** The lower priority process is cancelled to make a mount point (drive) available.

**User response:** When a drive again becomes available, restart the process that was cancelled. If the process was a migration or reclamation process, it will be automatically restarted when needed. If this message appears frequently, you may want to increase the number of drives available. See the MOUNTLIMIT parameter on the UPDATE DEVCLASS command.

---

**ANR1441I Volume *volume name* is in use. Process *process number* being preempted by higher priority operation.**

**Explanation:** When a high priority operation attempted to use a volume, it was in use. To make a volume available for this operation, the indicated process is being cancelled by the system.

**System action:** The lower priority process is cancelled to the volume available.

**User response:** Restart the process that was cancelled. It will wait until the higher priority process is finished with the volume. If the cancelled process was a migration or reclamation process, it will be automatically restarted when needed.

---

**ANR1442E Invalid storage pool for store operation:**  
*storage pool.*

**Explanation:** The storage pool selected for a store operation (for example, backup or archive) was not a NATIVE or NONBLOCK data format storage pool. This may be caused by an incorrect management class being assigned to an object.

**System action:** The operation fails.

**User response:** Ensure that the copy group destination storage pool of the assigned management class has the appropriate NATIVE or NONBLOCK data format.

---

**ANR1443W Process *process ID* terminated from session *session id*. A potential drive-contention deadlock was detected.**

**Explanation:** See message.

**User response:** No action is required.

---

**ANR1444E** No device configuration file is defined.

**Explanation:** No device configuration file is defined. Check DEVCONFIG option in server options file.

**System action:** The specified configuration parameter is skipped.

**User response:** Add the DEVCONFIG option to the server options file, specifying a valid file or data set name to use for the device configuration file.

---

**ANR1445I** *Insertdb command:* **Throughput was megabytes per hour megabytes per hour.**

**Explanation:** This message indicates the total throughput (megabytes/hour) during database insert processing.

**System action:** Server processing continues.

**User response:** None.

---

**ANR1446I** **RUNSTATS: Table updating statistics started.**

**Explanation:** This message indicates the update statistics for all tables started.

**System action:** Server processing continues.

**User response:** None.

---

**ANR1447W** *command name:* **The server is not able to begin a new thread to execute the command on line line number in parallel. The command will run serially.**

**Explanation:** This message is issued during a RUN command to indicate that thread resources are not available to run the command in parallel. The command will be executed serially.

**System action:** The SCRIPT continues.

**User response:** Increase the resources available to the server or reduce the number of parallel commands or scripts that are running on the server at any one time.

---

**ANR1448I** *command name:* **Beginning serial SCRIPT command execution on line line number.**

**Explanation:** This message is issued during a RUN command (VERBOSE=YES) to indicate that a SERIAL command was encountered and following SCRIPT commands will be executed serially.

**System action:** The SCRIPT command continues.

**User response:** See the output of the commands following the SERIAL command to determine their results.

---

**ANR1449I** *command name:* **Beginning parallel SCRIPT command execution on line line number.**

**Explanation:** This message is issued during a RUN command (VERBOSE=YES) to indicate that a PARALLEL command was encountered and following SCRIPT commands will be executed in parallel.

**System action:** The SCRIPT command continues.

**User response:** See the output of the commands following the PARALLEL command to determine their results.

---

**ANR1450E** *command name:* **Invalid command script name: command script name.**

**Explanation:** An invalid script name was specified for a DEFINE, UPDATE, or DELETE SCRIPT command.

**System action:** The operation fails.

**User response:** Reenter the command specifying a valid command name.

---

**ANR1452E** *command name:* **Invalid line number: line number.**

**Explanation:** An invalid line number was specified for a DEFINE, UPDATE, or DELETE SCRIPT command.

**System action:** The operation fails.

**User response:** Reenter the command specifying a valid line number.

---

**ANR1453E** *command name:* **Command script command script name already exists.**

**Explanation:** The script name specified in a DEFINE SCRIPT command already exists.

**System action:** The operation fails.

**User response:** Reenter the command specifying a different command name.

---

**ANR1454I** *command name:* **Command script command script name defined.**

**Explanation:** The script name specified in a DEFINE SCRIPT command was successfully defined.

**System action:** None

**User response:** None

---

**ANR1455E** *command name:* **Command script command script name does not exist.**

**Explanation:** The script name specified in a DEFINE, UPDATE, or DELETE SCRIPT command does not exist.

**System action:** The operation fails.

**User response:** Reenter the command specifying a different command name.

---

**ANR1456I** *command name: Command script command script name updated.*

**Explanation:** The script name specified in an UPDATE SCRIPT command was successfully updated.

**System action:** None

**User response:** None

---

**ANR1457I** *command name: Command script command script name deleted.*

**Explanation:** The script name specified in a DELETE COMMAND command was successfully deleted.

**System action:** None

**User response:** None

---

**ANR1458I** *command name: Line line number was deleted from command script command script name.*

**Explanation:** The specified line number was deleted from the command script as a result of a DELETE SCRIPT command.

**System action:** None

**User response:** None

---

**ANR1459E** *command name: Command script command script name, line line number does not exist.*

**Explanation:** The line in command script name specified in a UPDATE, or DELETE SCRIPT command does not exist.

**System action:** The operation fails.

**User response:** Reenter the command specifying a different line number.

---

**ANR1460I** *command name: Command script command script name copied to new command script name.*

**Explanation:** The specified command script was copied to a new script with the COPY SCRIPT command.

**System action:** None

**User response:** None

---

**ANR1461I** *command name: Executing command script command script name.*

**Explanation:** The specified command script is being executed as a result of a RUN command.

**System action:** None

**User response:** None

---

**ANR1462I** *command name: Command script command script name completed successfully.*

**Explanation:** The specified command script, started with a RUN command, has successfully completed.

**System action:** None

**User response:** None

---

**ANR1463E** *command name: Command script command script name completed in error.*

**Explanation:** The specified command script, started with a RUN command, encountered errors.

**System action:** Part or all of the command lines in the script ended in error. Command processing is terminated.

**User response:** Examine the messages preceeding this message to determine the cause of the error. Correct the command script and reissue the command.

---

**ANR1464E** *command name: Command script command script name, line line number, parameter parameter number was not specified: command line.*

**Explanation:** All parameters required to execute a command script were not specified in the RUN command.

**System action:** The command fails.

**User response:** Reenter the RUN command specifying all required parameters.

---

**ANR1465E** *command name: Command script command script name, line line number, parameter is invalid: command line.*

**Explanation:** An invalid parameter was encountered in a command script.

**System action:** The command fails.

**User response:** Correct the script definition and reexecute the RUN command.

---

**ANR1466I** *command name: Command script command script name, Line line number : command line.*

**Explanation:** The specified line for the command script is being executed. The contexts of the line being executed are displayed.

**System action:** None

**User response:** None

---

**ANR1468E** *command name: Command script command script name, continued line is too long*

**Explanation:** The specified command script with continuation lines is too long to be executed.

**System action:** The command fails.

**User response:** Correct the specified command script so that it is shorter.

---

**ANR1469E** *command name: Command script command script name, Line line number is an INVALID command : command line.*

**Explanation:** The specified line for the command script is not a valid server command. This message is displayed when a RUN command is executed with the PREVIEW=YES parameter specified.

**System action:** Command Preview processing fails

**User response:** Correct the script and reenter the RUN command.

---

**ANR1470I** *command name: Command script command script name completed successfully (PREVIEW mode).*

**Explanation:** The specified command script, started with a RUN command, has successfully completed.

**System action:** None.

**User response:** None.

---

**ANR1471E** *command name: Command script command script name completed in error (PREVIEW mode).*

**Explanation:** The specified command script, started with a RUN command, encountered errors.

**System action:** Part or all of the command lines in the command script ended in error. Command processing is terminated.

**User response:** Examine the messages preceeding this message to determine the cause of the error. Correct the script and reissue the command.

---



---

**ANR1472I** *command name: Command script command script name renamed to new command script name.*

**Explanation:** The specified command script was renamed with the RENAME SCRIPT command.

**System action:** None.

**User response:** None.

---

**ANR1473E** *command name: A command line cannot be specified when the FILE= parameter is used.*

**Explanation:** The FILE= parameter was specified in the DEFINE SCRIPT command AND a command line was also specified for the SCRIPT. When the FILE= parameter is specified, a command line cannot be specified.

**System action:** The command fails.

**User response:** Reenter the command without the command line OR the FILE= parameter.

---

**ANR1474E** *command name: A line number cannot be specified when the FILE= parameter is used.*

**Explanation:** The FILE= parameter was specified in the DEFINE SCRIPT command AND a line number was also specified for the SCRIPT. When the FILE= parameter is specified, a line number cannot be specified.

**System action:** The command fails.

**User response:** Reenter the command without the line number OR the FILE= parameter.

---

**ANR1475E** *command name: File file name could not be opened.*

**Explanation:** A filename was specified in a command but the specified file could not be opened by the server.

**System action:** The command fails.

**User response:** Examine any messages that might appear prior to this one in the activity log to determine if the error can be found. If the file was to exist for use by the command, ensure that the file does exist and that the server has proper authority to access the file. If the file was to be created by the command, ensure that the filesystem has sufficient space and that the server has authority to create the file in the location specified.

---

**ANR1476E** *command name: File file name contains no data.*

**Explanation:** The FILE= parameter was specified in a command but the specified file did not contain script command lines.

---

**System action:** The command fails.

**User response:** Add script command lines to the file or specify another file and reenter the command.

---

**ANR1477E** *command name:* **The OUTPUTFILE parameter may only be specified when FORMAT=RAW is specified.**

**Explanation:** The OUTPUTFILE parameter was specified in a QUERY SCRIPT command but the FORMAT parameter did not specify RAW output. When outputting the QUERY to a file, you MUST specify RAW output format.

**System action:** The command fails.

**User response:** Reenter the command specifying the proper value for the FORMAT parameter or do not specify the OUTPUTFILE parameter.

---

**ANR1478E** *command name:* **Error writing to file file name.**

**Explanation:** An error was encountered while writing to the file specified.

**System action:** The command fails.

**User response:** Examine any messages that might appear prior to this one in the activity log to determine if the error can be found. Ensure that the filesystem has sufficient space and that the server has authority to create the file in the location specified.

---

**ANR1479I** *command name:* **Query output was written to file file name.**

**Explanation:** The output from the specified query was successfully written to the specified file.

**System action:** The command completes successfully.

**User response:** None.

---

**ANR1480E** *command name:* **Description text is too long.**

**Explanation:** The specified description text is too long for a command that allows description text to be specified.

**System action:** The command fails.

**User response:** Reenter the command specifying a shorter description.

---

**ANR1481E** *command name:* **A command line or description must be specified.**

**Explanation:** An UPDATE SCRIPT command was specified without a command line (script line) or description text.

**System action:** The command fails.

**User response:** Reenter the command specifying a command line or description text.

---

**ANR1482I** *command name:* **Found label statement label on line line number and continuing.**

**Explanation:** This message is issued during a RUN command (VERBOSE=YES) to indicate that the target label for a GOTO statement was found.

**System action:** Command processing continues.

**User response:** None.

---

**ANR1483I** *command name:* **Line line number condition IF(condition) is NOT true - statement is skipped.**

**Explanation:** This message is issued during a RUN command (VERBOSE=YES) to indicate that the a return code condition check failed and the IF(..) statement is skipped.

**System action:** Command processing continues.

**User response:** None.

---

**ANR1484I** *command name:* **Line line number condition IF(condition) is TRUE - statement will be executed.**

**Explanation:** This message is issued during a RUN command (VERBOSE=YES) to indicate that the a return code condition check succeeded and the IF(..) statement is executed.

**System action:** Command processing continues.

**User response:** None.

---

**ANR1485I** *command name:* **Ending SCRIPT with EXIT statement on line line number.**

**Explanation:** This message is issued during a RUN command (VERBOSE=YES) to indicate that an EXIT statement was encountered and SCRIPT termination will end.

**System action:** The SCRIPT command ends.

**User response:** None.

---

**ANR1486I** *command name:* **Executing line line number GOTO label name.**

**Explanation:** This message is issued during a RUN command (VERBOSE=YES) to indicate that a GOTO statement was encountered and processing will skip to the named label.

**System action:** SCRIPT processing continues.

**User response:** None.

---

**ANR1487I** *command name: Command return code is symbolic return code (return code severity).*

**Explanation:** This message is issued during a RUN command (VERBOSE=YES) to indicate the return code that was returned from the latest command.

**System action:** SCRIPT processing continues.

**User response:** None.

---

**ANR1488E** *command name: Line line number condition IF(condition) is not a valid condition.*

**Explanation:** This message is issued if an IF() statement in a SCRIPT does not specify proper condition values.

**System action:** Command processing fails.

**User response:** Reenter the command using valid conditions for the IF() statement.

---

**ANR1489E** *command name: Line line number is a GOTO to a label (label name) that does not exist or is associated with a line prior to line line number.*

**Explanation:** This message is issued if a GOTO statement in a SCRIPT does not specify a label that exists in the SCRIPT, or that does exist but is associated with a line prior to the line that contains the GOTO statement.

**System action:** Command processing fails.

**User response:** Correct the SCRIPT definition and reenter the RUN command.

---

**ANR1490W** *command name: Command script command script name does not contain any commands.*

**Explanation:** The script name specified in a RUN command does not contain any commands.

**System action:** The RUN operation fails (has nothing to do).

**User response:** Server command Scripts that contain no commands will not execute. Add command lines to the Script and reenter the RUN command.

---

**ANR1491E** **Server command scripts cannot be started from the server console.**

**Explanation:** A server command script RUN command was issued from the server console. Server command scripts cannot be started from the server console because they may require a long time to complete and the server console should be available to control other server functions.

**System action:** The server ignores the command and continues processing.

**User response:** Start the server command script from an administrative client or schedule it for execution using the administrative command scheduler.

---

**ANR1492E** *command name: A loop has been detected in server command script RUN commands - command failed.*

**Explanation:** A server command script DEFINE or UPDATE command has created a situation where one or more scripts invoke each other in a loop that can cause the scripts to run indefinitely.

**System action:** The command fails to update the server command script.

**User response:** Server command scripts can invoke each other, but not in a fashion that causes a potential loop in their execution. Specify the scripts in a manner that does not cause them to invoke each other in a loop.

---

**ANR1493E** *Command: Administrator administrator name is not authorized to update or delete command script command script name.*

**Explanation:** The specified administrator has entered the indicated command, but this administrator does not have the proper authority necessary to update or delete this command script. If an administrator does not have system authority, they must have previously created or updated the script.

**System action:** The server does not process the command.

**User response:** Issue the command from a properly authorized administrator ID, or contact the administrator that created the script.

---

**ANR1494I** *command name: Command return code is numeric return code.*

**Explanation:** This message is issued during a RUN command (VERBOSE=YES) to indicate the numeric return code that was returned from the latest command.

**System action:** SCRIPT processing continues.

**User response:** None.

---

**ANR1495E** *command name: command script name is currently running. Define, update or delete can not be performed.*

**Explanation:** An DEFINE, UPDATE or DELETE SCRIPT was attempted on a script that is currently running.

**System action:** The operation fails.

**User response:** Reenter the command when the script is not running.

---

#### ANR1496I

**Explanation:** The ISSUE MESSAGE command with a severity indicator of INFORMATION was issued.

**System action:** Server operation continues.

**User response:** None.

---

#### ANR1497W

**Explanation:** The ISSUE MESSAGE command with a severity indicator of WARNING was issued.

**System action:** Server operation continues.

**User response:** None.

---

#### ANR1498E

**Explanation:** The ISSUE MESSAGE command with a severity indicator of ERROR was issued.

**System action:** Server operation continues.

**User response:** None.

---

#### ANR1499S

**Explanation:** The ISSUE MESSAGE command with a severity indicator of SEVERE was issued.

**System action:** Server operation continues.

**User response:** None.

---

#### ANR1500I Policy domain *domain name* defined.

**Explanation:** In response to the DEFINE DOMAIN command, the policy domain *domain name* has been defined in the server database.

**System action:** Server operation continues.

**User response:** None.

---

#### ANR1501I Policy domain *domain name* deleted.

**Explanation:** In response to the DELETE DOMAIN command, the policy domain *domain name* has been deleted from the server database. All policy sets, management classes, copy groups, and schedules related to the domain have also been removed.

**System action:** Server operation continues.

**User response:** None.

---

#### ANR1502I Policy domain *domain name* updated.

**Explanation:** In response to the UPDATE DOMAIN command, the policy domain *domain name* has been updated in the server database.

**System action:** Server operation continues.

**User response:** None.

---

#### ANR1503I Policy domain *domain name* copied to domain *target domain*.

**Explanation:** In response to the COPY DOMAIN command, the policy domain *domain name* has been copied to a new policy domain named *target domain*. All policy sets, management classes, and copy groups are also copied to the *target domain* policy domain.

**System action:** Server operation continues.

**User response:** None.

---

#### ANR1504I Command: No matching domains.

**Explanation:** The server cannot find any policy domains with names that match the specification entered in the command *command*.

**System action:** Server operation continues.

**User response:** Reissue the command with a specification that matches an existing policy domain name. Use the QUERY DOMAIN command to obtain a list of the names of existing policy domains.

---

#### ANR1505W The BACKUP copy group in management class *management class name* specifies a table of contents destination storage pool : *storage pool name* that does not exist. If this pool does not exist when policy set *policy set name* is activated, the creation of the table of contents may fail for an image backup when this management class is used for the backup.

**Explanation:** This message may be returned from the DEFINE COPYGROUP, UPDATE COPYGROUP, VALIDATE POLICYSET or ACTIVATE POLICYSET command. During the indicated command processing, the server has found a backup copy group that has a table of contents (TOC) destination referring to an undefined storage pool named *storage pool name*. If this storage pool is undefined when the policy set is activated, the creation of the TOC for an image backup will fail if its TOC creation binds to the management class whose copy groups reference this pool.

**System action:** Server operation continues.

**User response:** To locate the copy groups that refer to the undefined storage pool, issue the QUERY COPYGROUP command. To change the TOC

destination to refer to an existing storage pool, issue the UPDATE COPYGROUP command. To define the storage pool, an authorized administrator can issue the DEFINE STGPOOL command.

---

**ANR1506E**    *Command: An incorrect storage pool name - storage pool name was specified for the TOC destination.*

**Explanation:** Server processing for the command *command* fails because the storage pool name *pool name* specified for the table of contents (TOC) is an invalid destination storage pool type. A copy storage pool or an active-data storage pool is not a valid copy group TOC destination.

**System action:** The command fails and server operation continues.

**User response:** Reissue the command using a storage pool name that is not a copy pool or active-data pool. For a list of names of defined storage pools, issue the QUERY STGPOOL command.

---

**ANR1507I**    *Table of contents load retention is set to number of minutes minutes.*

**Explanation:** The number of minutes that the unreferenced table of contents (TOC) data will remain loaded in the server database has been set to the value indicated with the SET TOCLOADRETENTION command.

**System action:** None.

**User response:** None.

---

**ANR1508E**    *Command: An incorrect table of contents load retention retention value was specified.*

**Explanation:** A SET TOCLOADRETENTION command has been entered that specifies an invalid table of contents (TOC) retention period.

**System action:** The server does not process the command.

**User response:** Reissue the command with a valid retention period.

---

**ANR1509E**    *Error writing option option name to file file name.*

**Explanation:** An error was encountered while writing an option entry to server option file.

**System action:** The format command fails.

**User response:** Examine any messages that might appear prior to this one in the activity log to determine if the error can be found. Ensure that the filesystem has sufficient space and that the server has authority to

update the server option file then reissue the format command.

---

**ANR1510I**    *Policy set set name defined in policy domain domain name.*

**Explanation:** In response to the DEFINE POLICYSET command, the policy set named *set name* has been defined in the policy domain named *domain name* in the server database.

**System action:** Server operation continues.

**User response:** None.

---

**ANR1511I**    *Policy set set name deleted from policy domain domain name.*

**Explanation:** In response to the DELETE POLICYSET command, the policy set *set name* has been deleted from the policy domain *domain name* in the server database.

**System action:** Server operation continues.

**User response:** None.

---

**ANR1512I**    *Policy set set name updated in policy domain domain name.*

**Explanation:** In response to the UPDATE POLICYSET command, the policy set *set name* has been updated in the policy domain *domain name* in the server database.

**System action:** Server operation continues.

**User response:** None.

---

**ANR1513I**    *Policy set set name copied to set new set name in policy domain domain name.*

**Explanation:** In response to the COPY POLICYSET command, the policy set *set name* has been copied to the policy set *new set name* in the policy domain named *domain name*. All management classes and copy groups are also copied to the policy set *new set name*.

**System action:** Server operation continues.

**User response:** None.

---

**ANR1514I**    *Policy set set name activated in policy domain domain name.*

**Explanation:** In response to the ACTIVATE POLICYSET command, the policy set *set name* has been activated in the policy domain *domain name*. All management class and copy group definitions in the policy set will be used by clients that start sessions after this command is committed. Clients that currently have sessions established with the server will use the policy definitions in the previously active policy set for the domain.

**System action:** The server replaces the active management class and copy group definitions for the



policy domain with the definitions found in the specified policy set. These values are returned to client nodes that start a session with the server after this command is committed to the server database.

**User response:** None.

**ANR1515I** Policy set *set name* validated in domain *domain name* (ready for activation).

**Explanation:** This message may be displayed in response to a VALIDATE POLICYSET command. The policy set *set name* has been checked in the domain *domain name* to see if the management class and copy group definitions are adequate for activating the policy set. This message indicates that the policy set may be activated. Warning messages may be issued prior to this message if there are discrepancies in the policy set with respect to the set that is currently active in the policy domain.

**System action:** The server checks its definitions to determine the policy set's qualifications for activation. The server does not activate the policy set.

**User response:** If you are satisfied with any warning messages that may have been issued prior to this message concerning any possible discrepancies in the policy set, issue the ACTIVATE POLICYSET command to activate the policy set in the policy domain. Otherwise, correct the discrepancies prior to activating the policy set. Before the ACTIVATE POLICYSET command is used to activate the policy set, use the validate command to check policy set contents.

**ANR1516E** Command: Storage pool *storage pool name* is not enabled for deduplication.

**Explanation:** The command indicated specifies the name of a storage pool which does not have deduplication enabled. The command requires that deduplication be enabled on the storage pool before the command can execute.

**System action:** The server does not process the command.

**User response:** Update the storage pool to allow data deduplication by specifying the parameter DEDUPLICATE=YES. But only do so if you wish to have duplicates of data in the storage pool removed.

**ANR1517I** Insertdb command: **Processed** number of database records **database records**.

**Explanation:** This message indicates the total number of database records that were successfully inserted during database insert processing.

**System action:** Server processing continues.

**User response:** None.

**ANR1518I** Insertdb command: **Read** number of bytes **bytes**.

**Explanation:** This message indicates the total number of bytes that were successfully read during database insert processing.

**System action:** Server processing continues.

**User response:** None.

**ANR1519I** Insertdb command: **Elapsed time was** elapsed time.

**Explanation:** This message indicates the total amount of time that elapsed during database insert processing.

**System action:** Server processing continues.

**User response:** None.

**ANR1520I** Management class *class name* defined in policy domain *domain name*, set *set name*.

**Explanation:** In response to the DEFINE MGMTCLASS command, the management class named *class name* has been defined in the policy set *set name* belonging to the policy domain named *domain name*.

**System action:** Server operation continues.

**User response:** None.

**ANR1521I** Management class *class name* deleted from policy domain *domain name*, set *set name*.

**Explanation:** In response to a DELETE MGMTCLASS command, the management class named *class name* has been deleted from the policy set *set name* belonging to the policy domain *domain name*. All copy groups defined for the management class are also removed.

**System action:** Server operation continues.

**User response:** None.

**ANR1522I** Management class *class name* updated in policy domain *domain name*, set *set name*.

**Explanation:** In response to the UPDATE MGMTCLASS command, the management class named *class name* has been updated in the policy domain *domain name*, policy set *set name*.

**System action:** Server operation continues.

**User response:** None.

**ANR1523I** Management class *class name* copied to class *new class name* in policy domain *domain name*, set *set name*.

**Explanation:** In response to the COPY MGMTCLASS command, the management class named *class name* has

been copied to a new management class named *new class name* in policy set *set name* belonging to policy domain *domain name*. All copy groups defined for management class *class name* are also copied to management class *new class name*.

**System action:** Server operation continues.

**User response:** None.

---

**ANR1524I** *Insertdb command:* **Beginning database update phase.**

**Explanation:** The database insert process has completed inserting database records, and has begun making updates to the inserted records.

**System action:** Server processing continues.

**User response:** None.

---

**ANR1525I** *command:* **Updated database entries of database entries in elapsed time.**

**Explanation:** The command has updated the indicated number of database entries.

**System action:** None.

**User response:** None.

---

**ANR1526I** *Insertdb command:* **Building indices and checking table integrity.**

**Explanation:** The database insert process has begun to create indices and check the integrity of the database tables.

**System action:** Server processing continues.

**User response:** None.

---

**ANR1527I** *command:* **Checked database objects of database objects in elapsed time.**

**Explanation:** The command has checked the integrity of the indicated number of database tables.

**System action:** None.

**User response:** None.

---

**ANR1528I** **RUNSTATS: Table updating statistics completed in elapsed time.**

**Explanation:** This message indicates the update statistics for all tables completed.

**System action:** Server processing continues.

**User response:** None.

---

**ANR1529I** *Process process ID* **skipped File state deduplicated extent Extent id on volume Volume name.**

**Explanation:** While moving or copying deduplicated extents from a sequential FILE volume, extents were encountered that were marked deleted or damaged. As a result, the extents were skipped.

**System action:** The server moves or copies all extents from the volume that are not marked damaged or deleted. The damaged or deleted extents are skipped.

**User response:** If the deduplicated extent was marked damaged, audit the indicated volume with FIX=NO to verify whether the file is damaged. The audit will reset the file status if the deduplicated extent is not damaged.

If the deduplicated extent has been marked deleted, it is not copied to another storage pool.

---

**ANR1530I** *Backup copy group group name* **defined in policy domain domain name, set set name, management class class name.**

**Explanation:** In response to the DEFINE COPYGROUP command, a backup copy group named *group name* has been defined for the management class named *class name* in the policy set *set name* belonging to policy domain *domain name*.

**System action:** Server operation continues.

**User response:** None.

---

**ANR1531I** *Backup copy group group name* **deleted from policy domain domain name, set set name, management class class name.**

**Explanation:** In response to the DELETE COPYGROUP command, the backup copy group named *group name* has been deleted from the management class named *class name* in the policy set *set name* belonging to policy domain *domain name*.

**System action:** Server operation continues.

**User response:** None.

---

**ANR1532I** *Backup copy group group name* **updated in policy domain domain name, set set name, management class class name.**

**Explanation:** In response to the UPDATE COPYGROUP command, the backup copy group named *group name* has been updated in the management class named *class name* in the policy set *set name* belonging to policy domain *domain name*.

**System action:** Server operation continues.

**User response:** None.

---

**ANR1533E** *command: The target client version that was specified is not valid. The value name value: value in the form V.R.M.F. ( Version, Release, Modification, and Fix Level ) is incorrect.*

**Explanation:** During pre-processing of command *command*, an invalid value was encountered for the client target level. The correct client target level should be formatted like 6.2.0.0

**System action:** The register/update node fails.

**User response:** Specify the correct client target level, then reissue the command.

---

**ANR1534I** *Process process ID skipped Num Files deduplicated files on volume Volume name because copies of the files were not found.*

**Explanation:** The DEDUPREQUIRESBACKUP server option is set to YES. If the value of this option is YES (the default), files within a deduplicated storage pool must be backed up to a non-deduplicated copy storage pool before the files can be moved.

**System action:** The operation skips the files without copies and continues the operation.

**User response:** Ensure that all files in the primary storage pool are backed up to a non-deduplicated copy storage pool. You can also change the value of the DEDUPREQUIRESBACKUP server option to NO. However, doing so can result in unrecoverable data loss if a data-integrity error occurs. As a best practice, do not change the default.

---

**ANR1535I** *Archive copy group group name defined in policy domain domain name, set set name, management class class name.*

**Explanation:** In response to the DEFINE COPYGROUP command, an archive copy group named *group name* has been defined for the management class named *class name* in the policy set *set name* belonging to policy domain *domain name*.

**System action:** Server operation continues.

**User response:** None.

---

**ANR1536I** *Archive copy group group name deleted from policy domain domain name, set set name, management class class name.*

**Explanation:** In response to the DELETE COPYGROUP command, the archive copy group named *group name* has been deleted from the management class named *class name* in the policy set *set name* belonging to policy domain *domain name*.

**System action:** Server operation continues.

**User response:** None.

---

**ANR1537I** *Archive copy group group name updated in policy domain domain name, set set name, management class class name.*

**Explanation:** In response to the UPDATE COPYGROUP command, the archive copy group named *group name* has been updated in the management class named *class name* in the policy set *set name* belonging to policy domain *domain name*.

**System action:** Server operation continues.

**User response:** None.

---

**ANR1538I** *Default management class set to class name for policy domain domain name, set set name.*

**Explanation:** The default management class for the policy set *set name* in policy domain *domain name* has been set to the management class named *class name*.

**System action:** If this policy set is activated, clients use this management class for backup-archive processing by default, or if other management classes specified for binding do not exist in the policy set.

**User response:** None.

---

**ANR1539S** *A previous database upgrade did not succeed. The server cannot start.*

**Explanation:** A DSMSESV INSERTDB command used to upgrade from IBM Spectrum Protect V5 failed or was cancelled. The result is a database that does not contain all of the data from the original database. The server cannot be run with an incomplete database.

**System action:** The server will not start.

**User response:** Rerun the DSMSESV INSERTDB command.

---

**ANR1540E** *Import command: The processing stopped. The connection with the source server is broken.*

**Explanation:** The communications link with the source server broke because of a network error or because the source-server export process stopped.

**System action:** The import process ends.

**User response:** Examine the activity log of the source server to determine if the export process stopped. A network failure can also cause this message to be displayed. If many communication error messages occur simultaneously, check the network for failure and correct any problems.

---

**ANR1541E** *Export command: The processing stopped. The connection with the target server is broken.*

**Explanation:** The communications link with the target server broke because of a network error or because the target-server import process stopped.

**System action:** The export process ends.

**User response:** Examine the activity log of the target server to determine if the import process stopped. A network failure can also cause this message to be displayed. If many communication error messages occur simultaneously, check the network for failure and correct any problems.

---

**ANR1542E** *Import command: Preview processing stopped. The connection with the source server is broken.*

**Explanation:** The communications link with the source server broke because of a network error or because the source-server export process stopped.

**System action:** The import process ends.

**User response:** Examine the activity log of the source server to determine if the export process stopped. A network failure can also cause this message to be displayed. If many communication error messages occur simultaneously, check the network for failure and correct any problems.

---

**ANR1543E** *Export command: Preview processing stopped. The connection with the target server is broken.*

**Explanation:** The communications link with the target server broke because of a network error or because the target-server import process stopped.

**System action:** The export process ends.

**User response:** Examine the activity log of the target server to determine if the import process stopped. A network failure can also cause this message to be displayed. If many communication error messages occur simultaneously, check the network for failure and correct any problems.

---

**ANR1544I** *The DEDUPTIER3FILESIZE option value is temporarily updated from old value to new value.*

**Explanation:** The value for the DEDUPTIER3FILESIZE option must be greater than or equal to the value for the DEDUPTIER2FILESIZE option. The value for the DEDUPTIER3FILESIZE option is increased to match the value for the DEDUPTIER2FILESIZE option until the server is restarted or until the value for the DEDUPTIER3FILESIZE option is updated with the SETOPT command.

**System action:** Server operations continue.

**User response:** Use the SETOPT command to update the value for either the DEDUPTIER2FILESIZE option or the DEDUPTIER3FILESIZE option. Ensure that the value for the DEDUPTIER3FILESIZE option is greater than or equal to the value for the DEDUPTIER2FILESIZE option when you are specifying the values.

---

**ANR1545W** *The diagpath ( path ) file system or disk is becoming full. Space available: space available MB of total space MB. Percent full: file system used ratio percent.*

**Explanation:** The file system or disk containing the db2diag.log file is becoming full. This could cause problems with the server if other DB2 or server databases are in this space.

**System action:** None.

**User response:** Add space to the file system or free up space on the file system or disk.

---

**ANR1546W** *Available space for the directory (path) is less than 1 GB. If there is no space available the server can no longer function correctly.*

**Explanation:** There is less than 1 GB of available space in the file system or disk where the server database files are located. When a server is initially created, with the DSMSEV FORMAT utility or with the configuration wizard, a server database and recovery log are created. In addition, files are created to hold database information used by the database manager. The specified path is the location of the database information used by the database manager. If there is no space available, the server can no longer function correctly.

**System action:** None.

**User response:** Add space to the file system or free up space on the file system or disk.

---

**ANR1547W** *The server failed to update the DBDIAGLOGSIZE server option due to insufficient available space. Required space: new value megabytes; available space: system free space megabytes. The current value:current value megabytes.*

**Explanation:** There was not enough free space in the filesystem or drive to create db2diag.log files.

**System action:** The update fails but the server continues.

**User response:** Because the value in the server option and logattr.chk have been updated, you must change them to the current value so that they are consistent with the value stored in the database manager. Free the

required disk space and update the DBDIAGLOGSIZE option.

---

**ANR1548E** The server failed to format or initialize because the available space (*free spacebytes*) in the diagnostic data directory path *path* is less than 2MB to allocate db2diag.log files;

**Explanation:** There was not enough free space in the diagnostic directory to allocate 2MB db2diag.log files.

**System action:** The server stops.

**User response:** Free the required disk space in the diagnostic directory to at least 2MB and then run the command again.

---

**ANR1549W** Transaction failed for session *session number* for node *node name* (*client platform*). The next storage pool *pool name* for the primary storage pool *pool name* cannot be a target for LAN-free backup.

**Explanation:** The server rolled back a database update transaction for the specified session because the specified next storage pool of the specified primary storage pool cannot be a target for LAN-free backup.

**System action:** The specified session is ended and server operation continues.

**User response:** An authorized administrator can issue the UPDATE STGPOOL command for the specified primary storage pool to remove the specified next storage pool from the parameter NEXTSTGPOOLS. Alternatively, an authorized administrator can enable LAN-free backup to the specified next storage pool.

---

**ANR1550W** Management class *class name* is NOT defined in policy set *set name* but IS defined in the ACTIVE policy set for domain *domain name*: files bound to this management class will be REBOUND to the default management class if/when this set is activated.

**Explanation:** This message may be returned from the VALIDATE POLICYSET or ACTIVATE POLICYSET command. During policy set validation processing, the server has found a management class named *class name* in the currently active policy set, but not defined in the policy set being validated or activated (*set name*). If policy set *set name* is activated, files bound to this management class in domain *domain name* are automatically rebound to the default management class in policy set *set name*.

**System action:** Server operation continues.

**User response:** If you do not want files to be rebound to the default management class, define a management class with the name specified in the message for the policy set. To define the proper copy group attributes,

reference the management class definition in the ACTIVE policy set or copy the management class *class name* from the ACTIVE policy set to policy set *set name* using the COPY MGMTCLAS command.

---

**ANR1551W** BACKUP copygroup *group name* in management class *class name* is NOT defined in policy set *set name* but is defined in the ACTIVE policy set for domain *domain name*: files bound to this management class will no longer be backed up if/when *set name* is activated.

**Explanation:** This message may be returned from the VALIDATE POLICYSET or ACTIVATE POLICYSET command. During policy set validation processing, the server has found a backup copy group named *group name* for management class *class name* in the currently active policy set, but the copy group is not defined for the management class in the policy set being validated or activated (*set name*). If policy set *set name* is activated, files bound to management class *class name* in domain *domain name* will no longer be eligible for backup processing.

**System action:** Server operation continues.

**User response:** If you want files bound to this management class to be eligible for backup processing, define an archive copy group for management class *class name* by using the DEFINE COPYGROUP command.

---

**ANR1552W** ARCHIVE copygroup *group name* in management class *class name* is NOT defined in policy set *set name* but is defined in the ACTIVE policy set for domain *domain name*: attempting to archive files specifying this management class will fail if *set name* is activated.

**Explanation:** This message may be returned from the VALIDATE POLICYSET or ACTIVATE POLICYSET command. During policy set validation processing, the server has found an archive copy group named *group name* for management class *class name* in the currently active policy set, but the copy group is not defined for the management class in the policy set being validated or activated (*set name*). If policy set *set name* is activated, attempting to archive files specifying this management class will fail. Existing archives bound to this management class on the IBM Spectrum Protect server will be expired based on the defmgmtclass values, or the archive retention grace period for the policy domain, if the default management class does not contain an archive copygroup.

**System action:** Server operation continues.

**User response:** To archive files specifying this management class, define an archive copy group for

management class *class name* by using the DEFINE COPYGROUP command.

---

**ANR1553W** DEFAULT Management class *class name* in policy set *domain name set name* does not have a BACKUP copygroup: files will not be BACKUP up by default if this set is activated.

**Explanation:** This message may be returned from the VALIDATE POLICYSET or ACTIVATE POLICYSET command. During policy set validation for policy set *set name* in policy domain *domain name*, the server has found that the default management class named *class name* does not have a backup copy group. This message warns the administrator that activation of this policy set results in client files not being backed up, unless they are bound to a management class (which has a copy group) other than the default.

**System action:** Server operation continues.

**User response:** To define a backup copy group for the management class, issue the DEFINE COPYGROUP command. To assign a different default management class for the domain, issue the ASSIGN DEFMGMTCLASS command. Take either action if you want files to be backed up by default.

---

**ANR1554W** DEFAULT Management class *class name* in policy set *domain name set name* does not have an ARCHIVE copygroup: files will not be ARCHIVED by default if this set is activated.

**Explanation:** This message may be returned from the VALIDATE POLICYSET or ACTIVATE POLICYSET command. During policy set validation for policy set *set name* in policy domain *domain name*, the server has found that the default management class named *class name* does not have an archive copy group. This message warns the administrator that activation of this policy set will result in client files not being allowed archive processing unless they are bound to a management class (which has an archive copy group) other than the default.

**System action:** Server operation continues.

**User response:** To define a backup copy group for the management class, issue the DEFINE COPYGROUP command. To assign a different default management class for the domain, issue the ASSIGN DEFMGMTCLASS command. Take either action if you want files to be eligible for archive processing by default.

---

**ANR1555W** The BACKUP copy group in management class *management class name* specifies a destination that does not refer to a defined storage pool: *storage pool name*. If this pool does not exist

when policy set *policy set name* is activated, clients will fail when using this management class to backup files to the server.

**Explanation:** This message may be returned from the VALIDATE POLICYSET or ACTIVATE POLICYSET command. During policy set validation for *set name*, the server has found a backup copy group destination that references an undefined storage pool named *pool name*. If this storage pool is undefined when the policy set is activated, backup or archive operations will fail for clients with files bound to the management class whose copy groups reference this pool.

**System action:** Server operation continues.

**User response:** To locate the copy groups that refer to the undefined storage pool, issue the QUERY COPYGROUP command. To change the destination to refer to an existing storage pool, issue the UPDATE COPYGROUP command. To define the storage pool, an authorized administrator can issue the DEFINE STGPOOL command.

---

**ANR1556W** The ARCHIVE copy group in management class *management class name* specifies a destination that does not refer to a defined storage pool: *storage pool name*. If this pool does not exist when policy set *policy set name* is activated, clients will fail when using this management class to archive files to the server.

**Explanation:** This message may be returned from the VALIDATE POLICYSET or ACTIVATE POLICYSET command. During policy set validation for *set name*, the server has found a archive copy group destination that references an undefined storage pool named *pool name*. If this storage pool is undefined when the policy set is activated, backup or archive operations will fail for clients with files bound to the management class whose copy groups reference this pool.

**System action:** Server operation continues.

**User response:** To locate the copy groups that refer to the undefined storage pool, issue the QUERY COPYGROUP command. To change the destination to refer to an existing storage pool, issue the UPDATE COPYGROUP command. To define the storage pool, an authorized administrator can issue the DEFINE STGPOOL command.

---

**ANR1557W** The space management migration destination in management class *management class name* does not refer to a defined storage pool: *storage pool name*. If this pool does not exist when policy set *policy set name* is activated, clients will fail when using this management class

to migrate space-managed files to the server.

**Explanation:** This message may be returned from the VALIDATE POLICYSET or ACTIVATE POLICYSET command. During policy set validation for *set name*, the server has found a space management migration destination that references an undefined storage pool named *pool name*. If this storage pool is undefined when the policy set is activated, space management migration operations will fail for clients with files bound to the management class that references this pool.

**System action:** Server operation continues.

**User response:** To locate the management class that refers to the undefined storage pool, issue the QUERY MGMTCLASS command. To change the destination to refer to an existing storage pool, issue the UPDATE MGMTCLASS command. To define the storage pool, an authorized administrator can issue the DEFINE STGPPOOL command.

---

**ANR1558E    The space management migration destination in management class management class name in policy set policy set name refers to copy storage pool: storage pool name. Copy storage pools are not a valid migration destination.**

**Explanation:** This message may be returned from the VALIDATE POLICYSET or ACTIVATE POLICYSET command. During policy set validation for *set name*, the server has found a space management migration destination that references a copy storage pool named *pool name*.

**System action:** Server operation continues. The policy set is not activated.

**User response:** To locate the management class that refers to the copy storage pool, issue the QUERY MGMTCLASS command. To change the destination to refer to a non-copy storage pool, issue the UPDATE MGMTCLASS command.

---

**ANR1559E    The copy group destination for type copy group type in management class management class name in policy set policy set name refers to copy storage pool: storage pool name. Copy storage pools are not a valid copy group destination.**

**Explanation:** This message may be returned from the VALIDATE POLICYSET or ACTIVATE POLICYSET command. During policy set validation for *set name*, the server has found a copy group destination that references a copy storage pool named *pool name*.

**System action:** Server operation continues. The policy set is not activated.

**User response:** To locate the management class that

refers to the copy storage pool, issue the QUERY MGMTCLASS command. To change the destination to refer to a non-copy storage pool, issue the UPDATE MGMTCLASS command.

---

**ANR1560E    Command: Invalid policy domain name - domain name.**

**Explanation:** Server processing for the command *command* fails because the policy domain name *domain name* specified does not contain valid characters or contains too many characters.

**System action:** Database changes for the command are rolled back and server operation continues. The command is not successful in changing the server database.

**User response:** Reissue the command and specify a policy domain name that conforms to these name requirements.

---

**ANR1562E    Command: Policy domain description exceeds length limit characters.**

**Explanation:** Server processing for the command *command* fails because the policy domain description specified is longer than the *length limit* number of characters allowed.

**System action:** Database changes for the command are rolled back and server operation continues. The command is not successful in changing the server database.

**User response:** Reissue the command and specify a shorter policy domain description.

---

**ANR1563E    Command: Invalid retention period for BACKRETN parameter - retention value.**

**Explanation:** Server processing for the copy group command *command* fails because the value (*retention value*) specified for the BACKRETN parameter is not valid.

**System action:** Database changes for the command are rolled back and server operation continues. The command is not successful in changing the server database.

**User response:** Reissue the command and specify a valid BACKRETN value.

---

**ANR1564E    Command: Invalid retention period for ARCHRETN parameter - retention value.**

**Explanation:** Server processing for the copy group command *command* fails because the value (*retention value*) specified for the ARCHRETN parameter is not valid.

**System action:** Database changes for the command are rolled back and server operation continues. The

## ANR1565E • ANR1571E

command is not successful in changing the server database.

**User response:** Reissue the command and specify a valid ARCHRETN value.

---

**ANR1565E** *Command: Invalid policy set name - set name.*

**Explanation:** Server processing for the command *command* fails because the policy set name *set name* specified does not contain valid characters or contains too many characters.

**System action:** Database changes for the command are rolled back and server operation continues. The command is not successful in changing the server database.

**User response:** Reissue the command and specify a policy set name that conforms to valid name requirements.

---

**ANR1566E** *Command: Policy set description exceeds length limit characters.*

**Explanation:** Server processing for the command *command* fails because the policy set description specified is longer than the *length limit* number of characters allowed.

**System action:** Database changes for the command are rolled back and server operation continues. The command is not successful in changing the server database.

**User response:** Reissue the command and specify a shorter policy set description.

---

**ANR1567E** *Command: Invalid management class name - class name.*

**Explanation:** Server processing for the command *command* fails because the management class name *class name* specified does not contain valid characters or contains too many characters.

**System action:** Database changes for the command are rolled back and server operation continues. The command is not successful in changing the server database.

**User response:** Reissue the command and specify a management class name that conforms to valid name requirements.

---

**ANR1568E** *Command: Management class description exceeds length limit characters.*

**Explanation:** Server processing for the command *command* fails because the management class description specified is longer than the *length limit* number of characters allowed.

**System action:** Database changes for the command are rolled back and server operation continues. The command is not successful in changing the server database.

**User response:** Reissue the command and specify a shorter management class description.

---

**ANR1569E** *Command: Invalid copy group name - group name.*

**Explanation:** Server processing for the command *command* fails because the copy group name *group name* specified does not contain valid characters or contains too many characters.

**System action:** Database changes for the command are rolled back and server operation continues. The command is not successful in changing the server database.

**User response:** Reissue the command and specify a copy group name that conforms to valid name requirements.

---

**ANR1570E** *Command: Invalid copy frequency - frequency value.*

**Explanation:** Server processing for the copy group command *command* fails because the value (*frequency value*) specified for the FREQUENCY parameter is not valid.

**System action:** Database changes for the command are rolled back and server operation continues. The command is not successful in changing the server database.

**User response:** Reissue the command and specify a valid FREQUENCY value.

---

**ANR1571E** *Command: Invalid copy destination - pool name.*

**Explanation:** Server processing for the command *command* fails because the storage pool name *pool name* specified for the copy group destination or for the table of contents (TOC) destination does not contain valid characters or contains too many characters.

**System action:** Database changes for the command are rolled back and server operation continues. The command is not successful in changing the server database.

**User response:** Reissue the command and specify a storage pool name that conforms to valid name requirements.



---

**ANR1572E** *Command: Missing copy destination.*

**Explanation:** Server processing for the copy group command *command* fails because the required copy group destination is not specified.

**System action:** Database changes for the command are rolled back and server operation continues. The command is not successful in changing the server database.

**User response:** Reissue the command and specify the required copy group destination (DEST).

---

**ANR1573E** *Command: Invalid copy type - type value.*

**Explanation:** Server processing for the copy group command *command* fails because the value (*type value*) specified for the TYPE parameter is not valid.

**System action:** Database changes for the command are rolled back and server operation continues. The command is not successful in changing the server database.

**User response:** Reissue the command and specify a valid TYPE value.

---

**ANR1574E** *Command: Invalid version count for VEREXISTS parameter - version value.*

**Explanation:** Server processing for the copy group command *command* fails because the value (*version value*) specified for the VEREXISTS parameter is not valid.

**System action:** Database changes for the command are rolled back and server operation continues. The command is not successful in changing the server database.

**User response:** Reissue the command and specify a valid VEREXISTS value.

---

**ANR1575E** *Command: Invalid version count for VERDELETED parameter - version value.*

**Explanation:** Server processing for the copy group command *command* fails because the value (*version value*) specified for the VERDELETED parameter is not valid.

**System action:** Database changes for the command are rolled back and server operation continues. The command is not successful in changing the server database.

**User response:** Reissue the command and specify a valid VERDELETED value.

---

**ANR1576E** *Command: Invalid retention period for RETEXTRA parameter - retention value.*

**Explanation:** Server processing for the copy group command *command* fails because the value (*retention value*) specified for the RETEXTRA parameter is not valid.

**System action:** Database changes for the command are rolled back and server operation continues. The command is not successful in changing the server database.

**User response:** Reissue the command and specify a valid RETEXTRA value.

---

**ANR1577E** *Command: Invalid retention period for RETONLY parameter - retention value.*

**Explanation:** Server processing for the copy group command *command* fails because the value (*retention value*) specified for the RETONLY parameter is not valid.

**System action:** Database changes for the command are rolled back and server operation continues. The command is not successful in changing the server database.

**User response:** Reissue the command and specify a valid RETONLY value.

---

**ANR1578E** *Command: Invalid version count for RETVER parameter - retention value.*

**Explanation:** Server processing for the copy group command *command* fails because the value (*retention value*) specified for the RETVER parameter is not valid.

**System action:** Database changes for the command are rolled back and server operation continues. The command is not successful in changing the server database.

**User response:** Reissue the command and specify a valid RETVER value.

---

**ANR1579E** *Command: Invalid copy mode - mode value.*

**Explanation:** Server processing for the copy group command *command* fails because the value (*mode value*) specified for the MODE parameter is not valid.

**System action:** Database changes for the command are rolled back and server operation continues. The command is not successful in changing the server database.

**User response:** Reissue the command and specify a valid MODE value.

---

**ANR1580E** *Command: Invalid copy serialization mode - serialization value.*

**Explanation:** Server processing for the copy group command *command* fails because the value (*serialization value*) specified for the **SERIALIZATION** parameter is not valid.

**System action:** Database changes for the command are rolled back and server operation continues. The command is not successful in changing the server database.

**User response:** Reissue the command and specify a valid **SERIALIZATION** value.

---

**ANR1581E** *Command: The option option is valid only for backup copy groups.*

**Explanation:** Server processing for the archive copy group command *command* fails because the *option* specified is only valid for backup copy group definitions.

**System action:** Database changes for the command are rolled back and server operation continues. The command is not successful in changing the server database.

**User response:** Reissue the command specifying valid archive copy group options, or specify **TYPE=BACKUP** if the intent is to operate on a backup copy group.

---

**ANR1582E** *Command: The option option is valid only for archive copy groups.*

**Explanation:** Server processing for the backup copy group command *command* fails because the *option* specified is only valid for archive copy group definitions.

**System action:** Database changes for the command are rolled back and server operation continues. The command is not successful in changing the server database.

**User response:** Reissue the command specifying valid backup copy group options, or specifying **TYPE=ARCHIVE** if the intent is to operate on an archive copy group.

---

**ANR1583E** *Command: Copy frequency for archive copy groups must be CMD - frequency value is not valid.*

**Explanation:** Server processing for the archive copy group command *command* fails because a value other than **CMD** has been specified for the **FREQUENCY** parameter. The only value that may be specified for the archive copy group **FREQUENCY** parameter is **CMD**.

**System action:** Database changes for the command are rolled back and server operation continues. The

command is not successful in changing the server database.

**User response:** Reissue the command specifying **CMD** for the **FREQUENCY** parameter, or omitting the **FREQUENCY** parameter because the default value for **FREQUENCY** is **CMD** for archive copy groups.

---

**ANR1584E** *Command: Copy mode for archive copy groups must be ABSOLUTE - mode value is not valid.*

**Explanation:** Server processing for the archive copy group command *command* fails because a value other than **ABSOLUTE** has been specified for the **MODE** parameter. The only value that may be specified for the archive copy group **MODE** parameter is **ABSOLUTE**.

**System action:** Database changes for the command are rolled back and server operation continues. The command is not successful in changing the server database.

**User response:** Reissue the command specifying **ABSOLUTE** for the **MODE** parameter, or omitting the **MODE** parameter because the default value for **MODE** is **ABSOLUTE** for archive copy groups.

---

**ANR1585E** *Command: Policy set ACTIVE cannot be modified.*

**Explanation:** Server processing for the command *command* fails because the policy set name **ACTIVE** is specified. Objects in the **ACTIVE** policy set for a domain may only be changed through activation of another policy set.

**System action:** Database changes for the command are rolled back and server operation continues. The command is not successful in changing the server database.

**User response:** Reissue the command specifying a policy set other than **ACTIVE**. To copy the **ACTIVE** policy set for a policy domain to another name so that commands may be used to change its contents, issue the **COPY POLICYSET** command. Then to activate the changes, issue the **ACTIVATE POLICYSET** command.

---

**ANR1586E** *Command: Invalid migration destination - pool name.*

**Explanation:** Server processing for the command *command* fails because the storage pool name *pool name* specified for the migration destination is a copy pool. A copy pool is not a valid migration destination.

**System action:** Database changes for the command are rolled back and server operation continues. The command is not successful in changing the server database.

**User response:** Reissue the command using a storage pool name that is not a copy pool. For a list of names

of defined storage pools, issue the QUERY STGPOOL command.

---

**ANR1587E** *Command: Invalid copy group destination - pool name.*

**Explanation:** Server processing for the command *command* fails because the storage pool name *pool name* specified for the copy group destination is a copy pool, active-data pool, or container-copy pool. A copy pool, active-data pool, or container-copy pool is not a valid copy group destination.

**System action:** Database changes for the command are rolled back and server operation continues. The command is not successful in changing the server database.

**User response:** Reissue the command and specify the name of a primary storage pool. The storage pool that you specify for the copy group destination cannot be a copy pool, active-data pool, or container-copy pool. For a list of the storage pool names that are defined, issue the QUERY STGPOOL command.

---

**ANR1588W** *The value of the ACTIVEDESTINATION parameter received from the configuration manager specifies a storage pool storage pool name for domain domain name that is not defined on the managed server.*

**Explanation:** If the storage pool on the managed server is undefined, the value of the ACTIVEDESTINATION parameter for domain *domain name* is not updated.

**System action:** Server operation continues.

**User response:** Define an active-data storage pool on the managed server with the same name as that on the configuration manager.

---

**ANR1589E** *Error reason code updating database manager security plugin file name.*

**Explanation:** The server was unable to update the database manager security plugin. This plugin controls access to the database manager from the IBM Spectrum Protect server. The reason code is the errno from the fopen subroutine for the file. Some common reason codes are:

- 26 - The file is in use.
- 13 - Permission to write to the file is denied. On Windows, this reason code can also indicate that the file is in use.

For other reason codes, refer to your operating system reference guide for errno values.

**System action:** The server stops.

**User response:** Manually copy the file from the

installation directory to the location identified in the message, and restart the server. On AIX, you might also need to run the /usr/sbin/slibclean command as root after halting the server but before copying the file. This procedure will unload the plugin from the kernel memory.

---

**ANR1590E** *Command: Policy domain domain name is not defined.*

**Explanation:** Server processing for the command *command* fails because the policy domain name *domain name* does not refer to a defined policy domain in the server database. If you used the REPLICATE NODE command, this message applies to the target server.

**System action:** Database changes for the command are rolled back and server operation continues. The command is not successful in changing the server database.

**User response:** Reissue the command specifying a policy domain name that is defined in the server database. For a list of the names of defined policy domains in the server database, issue the QUERY DOMAIN command.

---

**ANR1591E** *Command: Policy domain domain name is already defined.*

**Explanation:** Server processing for the command *command* fails because the policy domain name *domain name* specified refers to a policy domain that is already defined in the server database.

**System action:** Database changes for the command are rolled back and server operation continues. The command is not successful in changing the server database.

**User response:** Reissue the command specifying a policy domain name that is not defined in the server database. For a list of the names of defined policy domains in the server database, issue the QUERY DOMAIN command.

---

**ANR1592E** *Command: Policy domain domain name still contains at least one policy set.*

**Explanation:** Server processing for the delete command *command* fails because the policy domain name *domain name* specified refers to a policy domain that still contains at least one policy set.

**System action:** Database changes for the command are rolled back and server operation continues. The command is not successful in changing the server database.

**User response:** To delete the policy set from the policy domain, issue the DELETE POLICYSET command.

---

**ANR1593E** *Command: Policy domain domain name still contains at least one node.*

**Explanation:** Server processing for the delete command *command* fails because the policy domain name *domain name* specified refers to a policy domain that still contains at least one node. A policy domain cannot be deleted if one or more client nodes are still assigned to the domain.

**System action:** Database changes for the command are rolled back and server operation continues. The command is not successful in changing the server database.

**User response:** To remove remaining nodes from the policy domain, issue the REMOVE NODE command. After all nodes are removed, issue the delete command again.

---

**ANR1594E** *Command: Policy domain domain name has no active policy set.*

**Explanation:** Server processing for the update or register node command *command* fails because the policy domain name *domain name* specified refers to a policy domain that does not have an active policy set defined. Nodes cannot be assigned to policy domains that do not have an active policy set.

**System action:** Database changes for the command are rolled back and server operation continues. The command is not successful in changing the server database.

**User response:** To activate a policy set for the specified policy domain, issue the ACTIVATE POLICYSET command. After a policy set has been activated, client nodes may be assigned to the policy domain.

---

**ANR1595E** *Command: Policy set set name is not defined in policy domain domain name.*

**Explanation:** Server processing for the command *command* fails because the policy set name *set name* specified does not refer to a defined set in policy domain *domain name* in the server database.

**System action:** Database changes for the command are rolled back and server operation continues. The command is not successful in changing the server database.

**User response:** Reissue the command specifying a policy set name that is defined in the policy domain. For a list of the names of defined policy sets in the policy domain, issue the QUERY POLICYSET command.

---

**ANR1596E** *Command: Policy set set name is already defined in policy domain domain name.*

**Explanation:** Server processing for the command *command* fails because the policy set name *set name* specified refers to a policy set that is already defined in policy domain *domain name*.

**System action:** Database changes for the command are rolled back and server operation continues. The command is not successful in changing the server database.

**User response:** Reissue the command specifying a policy set name that is not defined in the policy domain. For a list of the names of defined policy sets in the policy domain, issue the QUERY POLICYSET command.

---

**ANR1597E** *policy set command: Policy set set name in domain domain name still contains at least one management class.*

**Explanation:** The *policy set command* failed because the set still contains at least one management class definition.

**System action:** The command fails and server operation continues.

**User response:** Remove the remaining management classes from the policy set and reissue the command.

---

**ANR1598E** *Command: No default management class has been assigned for policy set set name in domain domain name.*

**Explanation:** Server processing for the command *command* fails because the policy set *set name* in policy domain *domain name* does not have a default management class assigned.

**System action:** Database changes for the command are rolled back and server operation continues. The command is not successful in changing the server database.

**User response:** To assign a default management class in the policy set, issue the ASSIGN DEFMGMTCLASS command.

---

**ANR1599E** *Command: Management class class name is not defined in policy domain domain name, set set name.*

**Explanation:** Server processing for the command *command* fails because the management class name *class name* specified does not refer to a defined management class in policy set *set name* belonging to policy domain *domain name*.

**System action:** Database changes for the command are rolled back and server operation continues. The

command is not successful in changing the server database.

**User response:** Reissue the command specifying a policy set name that is defined in the policy domain. For a list of the names of defined policy sets in the policy domain, issue the QUERY POLICYSET command.

---

**ANR1600E** *Command: Management class class name is already defined in policy domain domain name, set set name.*

**Explanation:** Server processing for the command *command* fails because the specified management class name *class name* refers to a management class that is already defined in policy set *set name* belonging to policy domain *domain name*.

**System action:** Database changes for the command are rolled back and server operation continues. The command is not successful in changing the server database.

**User response:** Reissue the command specifying a management class name that is not defined in the policy set. For a list of the names of defined management classes in the policy domain and policy set, issue the QUERY MGMTCLASS command.

---

**ANR1602E** *Command: Backup copy group group name is not defined in policy domain domain name, set set name, management class class name.*

**Explanation:** Server processing for the command *command* fails because the backup copy group named *group name* specified for management class *class name* does not refer to a defined backup copy group in policy set *set name* belonging to policy domain *domain name*.

**System action:** Database changes for the command are rolled back and server operation continues. The command is not successful in changing the server database.

**User response:** Reissue the command specifying a copy group name that is defined. For a list of the names of defined copy groups and management classes in the policy domain or policy set, issue the QUERY COPYGROUP command.

---

**ANR1603E** *Command: Backup copy group group name is already defined in policy domain domain name, set set name, management class class name.*

**Explanation:** Server processing for the command *command* fails because the specified backup copy group named *group name* refers to a copy group that is already defined for management class (*class name*) in

policy set *set name* belonging to policy domain *domain name*.

**System action:** Database changes for the command are rolled back and server operation continues. The command is not successful in changing the server database.

**User response:** Reissue the command specifying a copy group that is not defined in the policy set. For a list of the names of defined copy groups for management classes in the policy domain and policy set, issue the QUERY COPYGROUP command.

---

**ANR1604E** *Command: Archive copy group group name is not defined in policy domain domain name, set set name, management class class name.*

**Explanation:** Server processing for the command *command* fails because the archive copy group named *group name* specified for management class *class name* does not refer to a defined archive copy group in policy set *set name* belonging to policy domain *domain name*.

**System action:** Database changes for the command are rolled back and server operation continues. The command is not successful in changing the server database.

**User response:** Reissue the command specifying a copy group name that is defined. For a list of the names of defined copy groups and management classes in the policy domain or policy set, issue the QUERY COPYGROUP command.

---

**ANR1605E** *Command: Archive copy group group name is already defined in policy domain domain name, set set name, management class class name.*

**Explanation:** Server processing for the command *command* fails because the specified archive copy group named *group name* refers to a copy group that is already defined for management class *class name* in policy set *set name* belonging to policy domain *domain name*.

**System action:** Database changes for the command are rolled back and server operation continues. The command is not successful in changing the server database.

**User response:** Reissue the command specifying a copy group that is not defined in the policy set. For a list of the names of defined copy groups for management classes in the policy domain and policy set, issue the QUERY COPYGROUP command.

---

**ANR1606E Out of server LOG space in accessing policy tables.**

**Explanation:** The server ends a database update transaction for policy information because sufficient log space is not available on the server.

**System action:** The policy operation is ended and server operation continues.

**User response:** To increase the amount of log space that is available to the server, evaluate the directories and file systems that are assigned to the ACTIVELOGDIRECTORY, ARCHIVELOGDIRECTORY, and ARCHFAILOVERLOGDIRECTORY options in the dsmserve.opt file. An out of log space condition might occur because the ACTIVELOGDIRECTORY location is full.

Alternatively, an out of log space condition might occur if there are log files in the ACTIVELOGDIRECTORY location that are no longer active and cannot be archived to the ARCHIVELOGDIRECTORY and ARCHFAILOVERLOGDIRECTORY locations. If necessary, specify a larger directory for the ARCHIVELOGDIRECTORY or ARCHFAILOVERLOGDIRECTORY options in the dsmserve.opt file and then restart the server.

---

**ANR1607E Out of server DB space in accessing policy tables.**

**Explanation:** The server ends a database update transaction for policy information because sufficient database space is not available on the server.

**System action:** The policy operation is ended and server operation continues.

**User response:** To increase the amount of database space that is available to the server, issue the EXTEND DBSPACE command to add one or more directories to the database.

---

**ANR1608E Error fetching entry for domain *domain name*, set *set name*.**

**Explanation:** An internal server database error occurs while retrieving policy information for policy set *set name* in domain *domain name*.

**System action:** The policy operation is ended and server operation continues.

**User response:** Examine the server messages issued prior to this message to determine the source of the error. Use the QUERY ACTLOG command to view the activity log and search for messages. If the error cannot be isolated and resolved, contact your service representative.

---

**ANR1609E Policy error: unable to find management class ID for class *class name* in policy set *set name* belonging to domain *domain name*.**

**Explanation:** An internal server database error has been encountered while retrieving policy information for management class *class name* in policy set *set name* belonging to policy domain *domain name*.

**System action:** The policy operation is ended and server operation continues.

**User response:** Examine the server messages issued prior to this message to determine the source of the error. Use the QUERY ACTLOG command to view the activity log and search for messages. If the error cannot be isolated and resolved, contact your service representative.

---

**ANR1610E Internal Server error: invalid copy type *copy type integer* encountered in policy set validation.**

**Explanation:** An internal server database error has been encountered while validating a policy set in response to the VALIDATE POLICYSET or ACTIVATE POLICYSET command.

**System action:** The policy operation is ended and server operation continues.

**User response:** Examine the server messages issued prior to this message to determine the source of the error. Use the QUERY ACTLOG command to view the activity log and search for messages. If the error cannot be isolated and resolved, contact your service representative.

---

**ANR1611E Command: Invalid management class name - *management class name*.**

**Explanation:** Server processing for the command *command* fails because the specified management class name may not be used as a management class name.

**System action:** Database changes for the command are rolled back and server operation continues. The command is not successful in changing the server database.

**User response:** Reissue the command and specify another management class name.

---

**ANR1612E Command: Management class *management class name* in policy set *set name*, domain *domain name* specifies MIGREQUIRESBKUP=YES, but contains no backup copy group.**

**Explanation:** During policy set validation or activation for policy set *set name* in policy domain *domain name*, the server has found that the management class named *class name* specifies the MIGREQUIRESBKUP=YES

parameter but does not contain a backup copy group. Policy set validation or activation fails in this case because it would not be possible to ensure that space-managed client files are backed up prior to being migrated to the server.

**System action:** Database changes for the command are rolled back and server operation continues. The command is not successful in changing the server database.

**User response:** To define a backup copy group within the management class, issue the DEFINE COPYGROUP command. To change the MIGREQUIRESBKUP parameter, issue the UPDATE MGMTCLASS command.

---

**ANR1613E** *Command: Invalid retention initiation - retention initiation value.*

**Explanation:** Server processing for the copy group command *command* fails because the value (*retention initiation value*) specified for the RETINIT parameter is not valid.

**System action:** The command fails.

**User response:** Issue the command again and specify a valid RETINIT value.

---

**ANR1614E** *Command: Invalid number of days for RETMIN parameter - days value.*

**Explanation:** The command fails.

**System action:** Database changes for the command are rolled back and server operation continues. The command is not successful in changing the server database.

**User response:** Issue the command again and specify a valid RETMIN value.

---

**ANR1615E** *Command: RETVER of NOLIMIT cannot be specified with RETINIT value of EVENT.*

**Explanation:** Server processing for the copy group command *command* fails because the retain versions value of NOLIMIT is not allowed with the retention initiation value of EVENT. If this is the UPDATE copy group command, at least one of the values might have been defined already.

**System action:** Database changes for the command are rolled back and server operation continues. The command is not successful in changing the server database.

**User response:** Issue the command again and specify a valid RETVER or RETMIN value.

---

**ANR1616W** *Command: the specified RETMIN value (new days) will be ignored because the RETINIT value is CREATION for domain policy set management class.*

**Explanation:** Processing for the copy group command *command* detected that a retain minimum number of days value was specified either with the retention initiation value of CREATION, or the current retention initiation value stored for the copy group is CREATION. The retain minimum number of days value is not used when the retention initiation value is CREATION. The copy group will be defined or updated, but the RETMIN value will not be stored.

**System action:** The copy group is defined or updated and system operation continues.

**User response:** The copy group will be defined or updated, but the retain minimum number of days value will not be stored. If you want to specify a retention initiation value of EVENT, issue the update command again.

---

**ANR1617W** *Command: the new RETVER value (new days) is less than the value previously stored (old days) for domain policy set management class.*

**Explanation:** Processing for the copy group command *command* detected that the new number of days to retain versions is less than the number of days currently stored for the copy group. If archive retention protection is active, the policy set might not activate because the retain versions value is not allowed to decrease.

**System action:** The copy group is updated and system operation continues.

**User response:** The copy group will be updated, but the copy group might fail validation when the policy set is validated or activated.

---

**ANR1618W** *Command: the new RETMIN value (new days) is less than the value previously stored (old days) for domain policy set management class.*

**Explanation:** Processing for the copy group command *command* detected that the new retain minimum number of days is less than the number of days currently stored for the copy group. The policy set might not activate when archive retention protection is active, because the retain minimum days value is not allowed to decrease.

**System action:** The copy group is updated and system operation continues.

**User response:** The copy group will be updated, but the copy group might fail validation when the policy set is validated or activated.

---

**ANR1619E**    **The RETVER of NOLIMIT is not allowed with the RETINIT value of EVENT for domain policy set management class.**

**Explanation:** This message can be returned from the VALIDATE POLICYSET or ACTIVATE POLICYSET command. During policy set validation processing, the server has found the the copy group in the policy has specified an invalid combination of options. Retain versions of NOLIMIT and retention initiation of EVENT are not allowed. The policy will not be validated or activated.

**System action:** Server operation continues.

**User response:** Update the RETVER or REINIT values in the copy group.

---

**ANR1620E**    **The new RETVER value (*new days*) is less than the value in the ACTIVE policy (*old days*) for domain policy set management class.**

**Explanation:** This message can be returned from the VALIDATE POLICYSET or ACTIVATE POLICYSET command. During policy set validation processing, the server has found that archive retention protection is active and the copy group has a retain versions value less than the value in the ACTIVE policy set. The policy will not be validated or activated.

**System action:** Server operation continues.

**User response:** Update the RETVER value in the copy group.

---

**ANR1621E**    **The new RETMIN value (*new days*) is less than the value in the ACTIVE policy (*old days*) for domain policy set management class.**

**Explanation:** This message can be returned from the VALIDATE POLICYSET or ACTIVATE POLICYSET command. During policy set validation processing, the server has found that archive retention protection is active and the the copy group has a retain minimum days value that is less than the value in the ACTIVE policy set. The policy will not be validated or activated.

**System action:** Server operation continues.

**User response:** Update the RETMIN value in the copy group.

---

**ANR1622E**    **Management class *class name* is not defined in policy set *set name*, but is defined in the active policy set for domain *domain name*. Archive retention protection is active, so validation fails.**

**Explanation:** This message can be returned from the VALIDATE POLICYSET or ACTIVATE POLICYSET command. During policy set validation processing, the

server found a management class named *class name* in the currently active policy set, but not defined in the policy set being validated or activated (*set name*). When archive retention protection is active, all management classes in the active policy set must be included in the policy set being validated. Policy validation will fail.

**System action:** Server operation continues.

**User response:** Define a management class with the name specified in the message for the policy set. To define the proper copy group attributes, reference the management class definition in the active policy set or copy the management class *class name* from the active policy set to the policy set *set name*, using the COPY MGMTCLAS command.

---

**ANR1623E**    **Management class *class name* in policy set *set name* for domain *domain name* does not have an archive copy group. Archive retention protection is active, so validation fails.**

**Explanation:** This message can be returned from the VALIDATE POLICYSET or ACTIVATE POLICYSET command. During policy set validation processing, the server found a management class named *class name* in the policy set being validated or activated (*set name*). The management class does not have an archive copy group. When archive retention protection is active, all management classes in the policy set being validated must have an archive copy group. Policy validation will fail.

**System action:** Server operation continues.

**User response:** Define an archive copy group in specified management class, then try the validation again.

---

**ANR1625E**    ***command*: Server is down-level compared to the version of data being inserted into the database: *data version*.**

**Explanation:** The DSMSERV INSERTDB command encountered data written by a version of the DSMUPGRD EXTRACTDB command that is newer than what is supported by the server version.

**System action:** The command ends without inserting any data into the database.

**User response:** Rerun the command using a version of the server compatible with the version of DSMUPGRD used to extract the data. Or reextract the data using an older version of DSMUPGRD that is compatible with the version of the server.

---

**ANR1626I**    **The previous message (message number *message number*) was repeated *repeat count* times.**

**Explanation:** The message issued prior to this message was issued repeatedly.



**System action:** The duplicate messages were suppressed.

**User response:** No action is required.

---

**ANR1627I**    **The previous message was repeated**  
*repeat count times.*

**Explanation:** The message issued prior to this message was issued repeatedly.

**System action:** The duplicate messages were suppressed.

**User response:** No action is required.

---

**ANR1628I**    **The database manager is using port** *port number* **for server connections.**

**Explanation:** The server configures the database manager environment to use the indicated port for connections from the server. Initially, connections from the server do not use TCP/IP. After the number of connections exceeds a pre-determined threshold, connections are made through TCP/IP to the specified port. If the port is being used by another application, the database manager cannot receive connections from the server after the change to TCP/IP connections is necessary. After this situation occurs, future connections to the database manager might fail.

**System action:** Server operation continues.

**User response:** No action is required.

---

**ANR1629W**    *command:* **This command will result in ending the replication relationship for all nodes that match the pattern** *node pattern*. **Replication will no longer be performed for the specified node(s).**

**Explanation:** A REMOVE REPLNODE command with prevent the specified nodes from being replicated. The replication relationship is removed for each node. No node data is removed from this or any of the other replication servers.

**System action:** The system asks whether you wish to continue with the REMOVE REPLNODE command.

**User response:** To process the REMOVE REPLNODE command, enter 'Y' to continue or 'N' to stop the process.

---

**ANR1630W**    *command:* **node name is not configured for replication.**

**Explanation:** The node specified in the command is not configured for replication. A node is configured for replication if the replication state of the node is ENABLED or DISABLED. To determine the replication state, issue the QUERY NODE FORMAT=DETAILED command.

**System action:** The operation continues but the node is skipped for this operation.

**User response:** Verify that the nodes specified in the command are configured for replication and try the command again. Nodes may be configured for replication with the UPDATE NODE command.

---

**ANR1631I**    *command:* **Replication state information for the specified nodes have been removed.**

**Explanation:** All replication state information for the specified node has been removed from the database and the node is no longer configured for replication. If the node was a target of a replication operation it may now be used to accept client data.

**System action:** Server operation continues.

**User response:** None.

---

**ANR1632E**    *command:* **Command failed. Replication state information for the specified nodes could not be removed.**

**Explanation:** A REMOVE REPLNODE command failed to complete. The replication state for the specified node is not changed.

**System action:** Server operation continues.

**User response:** The server reported a problem running the REMOVE REPLNODE command. See accompanying messages for further information.

---

**ANR1633E**    *Command:* **Node** *node name* **is set up for replication and cannot be renamed or removed.**

**Explanation:** You cannot rename or remove a node that is configured for replication from a source server or that is created on a target server as a result of replication.

**System action:** The requested operation fails.

**User response:** To rename or remove the node, you must first remove the node from replication by issuing the REMOVE REPLNODE command on the server from which the node is to be removed.

---

**ANR1634I**    **Default replication server name set to** *server name*.

**Explanation:** The name of the default target-replication server was set to the value that was specified with the SET REPLSERVER command. If you did not specify a value with the command, the existing target replication server was removed, and client node data will not be replicated.

**System action:** None.

**User response:** None.

---

**ANR1635I**    **The server machine GUID, *machine GUID*, has initialized.**

**Explanation:** The specified globally unique identifier (GUID) has initialized for the server machine.

**System action:** Server operation continues.

**User response:** None.

---

**ANR1636W**    **The server machine GUID changed: old value (*old value*), new value (*new value*).**

**Explanation:** The globally unique identifier (GUID) has changed for the server machine. The old and new values are displayed.

**System action:** Server operation continues.

**User response:** None.

---

**ANR1637W**    **Error (*error*) occurred initializing the server machine GUID.**

**Explanation:** An error occurred while initializing the server machine globally unique identifier (GUID).

**System action:** Server operation continues.

**User response:** Handle problems appropriately. A write error may occur because the server needs root authority to write the GUID. A read error may occur if the server does not have authority to read the GUID. Other error codes are received from the GUID utility.

---

**ANR1638W**    **Error (*error*) occurred initializing the server machine GUID. Old value was *old GUID*.**

**Explanation:** An error occurred while initializing the server machine globally unique identifier (GUID). The old value is displayed.

**System action:** Server operation continues.

**User response:** Handle problems appropriately. A write error may occur because the server needs root authority to write the GUID. A read error may occur if the server does not have authority to read the GUID. Other error codes are received from the GUID utility.

---

**ANR1639I**    **Attributes changed for node *nodeName*: *changed attribute list*.**

**Explanation:** The TCP/IP name or address, or the globally unique identifier (GUID) has changed for the specified node. The old and new values are displayed for entries that have changed.

**System action:** Server operation continues.

**User response:** None.

---



---

**ANR1640E**    **There is no data mover defined for node *node name*.**

**Explanation:** To perform the requested operation, the specified node must have an associated data mover defined.

**System action:** The requested operation fails.

**User response:** Define a data mover for the node and retry the operation.

---

**ANR1641E**    ***command*: The node *node name* has a type that is not allowed for this command.**

**Explanation:** The node is not the correct type to be used with this command.

**System action:** The command fails.

**User response:** Re-run the command with a node of the correct type.

---

**ANR1642E**    ***command*: The node *node name* is locked.**

**Explanation:** The node is locked and cannot be used in this command.

**System action:** The command fails.

**User response:** Unlock the node and re-run the command.

---

**ANR1643I**    ***Command*: All file spaces for node *node name*, will be moved.**

**Explanation:** The server will attempt to move data for all the file spaces for the specified node name based on the criteria entered in the MOVE NODEDATA command.

**System action:** Server moves data for the indicated node.

**User response:** None.

---

**ANR1644E**    ***Command*: Move node data operation already in progress for storage pool *storage pool*.**

**Explanation:** A command has been issued to move node data for the specified storage pool but there is already a move node data operation in progress for one or more nodes that have been specified for that same storage pool.

**System action:** The server does not process the command.

**User response:** Check the activity log for a previous MOVE NODEDATA command to determine what processes for moving node data are in progress for the storage pool. Reissue the command for the node(s) and storage pool you desire that are not already in progress,

or, reissue the command after the move node data process ends.

---

**ANR1645I** *Command: Data for node node name, filesystem filename, FSID filesystem ID will be moved.*

**Explanation:** The server will move data for the specified filesystem name and node name based on the criteria entered in the MOVE NODEDATA command.

**System action:** The server moves data for the specified node and filesystems.

**User response:** None.

---

**ANR1646E** *Command: The datamover type data mover type can only be used with a data format of NETAPPDUMP.*

**Explanation:** The data format specified is not valid for a datamover of type *data mover type*.

**System action:** The command fails and server operation continues.

**User response:** Reissue the command and specify a valid parameter value.

---

**ANR1647E** *Cannot find file space name for node node ID, file space filename.*

**Explanation:** The server could not obtain filesystem information for that node.

**System action:** The server operation continues.

**User response:** Examine the server messages issued prior to this message to determine the source of the error. Issue the QUERY ACTLOG command to view the activity log and search for messages. If the error cannot be isolated and resolved, contact your service representative.

---

**ANR1648W** *Command: This command will move data for nodes stored in volumes in storage pool source storage pool to other volumes within the same storage pool; the data will be inaccessible to users until the operation completes.*

**Explanation:** A MOVE NODEDATA command has been entered that will move data to other volumes in the same storage pool. While the data is being moved, it will not be available to users.

**System action:** The administrator is asked whether to continue.

**User response:** Enter 'Y' to continue or 'N' to end the process.

---

**ANR1649W** *Command: This command will move data for nodes stored in storage pool source storage pool to storage pool destination storage pool; the data will be inaccessible to users until the operation completes.*

**Explanation:** A MOVE NODEDATA command has been entered that will move data from the source storage pool to the destination storage pool shown. While the data is being moved it, will not be available to users.

**System action:** The administrator is asked whether to continue.

**User response:** Enter 'Y' to continue or 'N' to end the process.

---

**ANR1650W** *The server is trying to replicate failed data again for node node name, file space filename. This might impact replication performance.*

**Explanation:** The replication process is processing previously failed data again for the specified node and file space ID.

**System action:** None.

**User response:** You can view the activity log to identify why replication failed. If possible, resolve any issues that caused replication to fail.

---

**ANR1651E** *Server information for server name is not available.*

**Explanation:** The information for *server name* was not available.

**System action:** The current server action fails.

**User response:** Please review any other messages prior to this message to determine the cause of the failure.

---

**ANR1653E** *Resource lock acquisition for server server name failed.*

**Explanation:** The acquisition of the resource lock for server *server name* failed.

**System action:** The current action for the device class referring to this server fails.

**User response:** Retry the action referring to the device class that refers to this server name. If the lock failure persists, please contact your service representative.

---

**ANR1654E** *Server server name will not be written to a device configuration file.*

**Explanation:** An error occurred accessing the information for *server name* while trying to write this information to a device configuration file.

**System action:** This DEFINE SERVER entry is not processing.

**User response:** Verify that the necessary DEFINE SERVER entries were written to a device configuration file. If this error persists, please contact your service representative.

---

**ANR1656E    Failure writing server definitions to a device configuration file.**

**Explanation:** An error occurred writing the server information to a device configuration file.

**System action:** The BACKUP DEVCONFIG action fails.

**User response:** Check that the device configuration file exists and that the file system the file resides on is not out of space.

---

**ANR1657E    Command: Invalid server or group name - server or group name.**

**Explanation:** The command shown specifies an invalid server or server group name.

**System action:** The server does not process the command.

**User response:** Reissue the command with a valid name.

---

**ANR1659E    Command: Server or server group server or group name is already defined.**

**Explanation:** A DEFINE SERVER or DEFINE SERVERGROUP command has been entered that specifies a server or server group name that already exists. The name specified must be a unique name. It must not duplicate a node name used by a registered node, a server name used by a defined server, or a server group name used by a defined server group.

**System action:** The server does not process the command.

**User response:** To define the server or server group, reissue the command and specify a different name.

---

**ANR1660I    Server server name defined successfully.**

**Explanation:** The requested server has been defined to the system in response to a DEFINE SERVER command.

**System action:** None.

**User response:** None.

---

**ANR1661I    Server server name deleted.**

**Explanation:** In response to a DELETE SERVER command, the requested server has been removed from the system.

**System action:** None.

**User response:** None.

---

**ANR1662I    Server server name updated.**

**Explanation:** One or more attributes of a server have been updated by an UPDATE SERVER command.

**System action:** None.

**User response:** None.

---

**ANR1663E    command: Server server name not defined**

**Explanation:** The server *server name* is not defined to the system.

**System action:** The command fails.

**User response:** None.

---

**ANR1664W    Command: Server server name is currently in use.**

**Explanation:** The command shown specifies a server that is currently in use for one or more of the following purposes:

- The server is referenced by a device class of DEVTYPE=SERVER that specifies this server for the 'SERVERNAME=' parameter.
- The server is defined as the target replication server.
- A connection with this server is currently open.

**System action:** The server does not process the command.

**User response:** Reissue the command at a later time. In order to delete the server specified, it must not be currently connected, it must not be referenced in a device class, and it must not be defined as the target replication server.

---

**ANR1666E    command: FILEAGGR not allowed with TYPE=SERVER.**

**Explanation:** The FILEAGGR= parameter may not be specified with the TYPE=SERVER parameter also being specified.

**System action:** The command fails.

**User response:** Reissue the command command without the FILEAGGR= parameter if this node is of type SERVER.

---

**ANR1667E** *command: Action not permitted against node node name.*

**Explanation:** The command is not permitted against the entry for node *node name*. This node entry has a type of SERVER.

**System action:** The command fails.

**User response:** None.

---

**ANR1668E** *command: Not allowed for server server name.*

**Explanation:** The DELETE SERVER command is not permitted for server *server name*. The specified server is either the event server or else it is a node entry rather than a server definition.

**System action:** The command fails.

**User response:** If the specified server is the event server, and you want to delete it, issue the DELETE EVENTSERVER command and then reissue the DELETE SERVER command. To remove a node entry, issue the REMOVE NODE command for the specified name.

---

**ANR1669I** *Server event server name is defined as the event server.*

**Explanation:** The specified server is defined.

**System action:** None.

**User response:** None.

---

**ANR1670E** *Server event server name is already defined as the event server. You must issue the DELETE EVENTSERVER command before defining a new event server.*

**Explanation:** An event server is already defined.

**System action:** The command fails.

**User response:** Delete the existing Event Server and try the command again.

---

**ANR1671I** *The event server definition has been deleted.*

**Explanation:** The event server definition has been deleted.

**System action:** None.

**User response:** If an event server definition is desired, use the DEFINE EVENTSERVER command.

---



---

**ANR1672I** *No event server is currently defined.*

**Explanation:** A query was issued to get the name of the event server; however, no event server is currently defined.

**System action:** None.

**User response:** If an event server definition is desired, use the DEFINE EVENTSERVER command.

---

**ANR1673I** *Server group group name defined successfully.*

**Explanation:** The requested server group is defined to the system in response to a DEFINE SERVERGROUP command.

**System action:** None.

**User response:** None.

---

**ANR1674I** *Member member name defined successfully in server group group name.*

**Explanation:** The requested member is defined in the server group in response to a DEFINE GRPMEMBER command.

**System action:** None.

**User response:** None.

---

**ANR1675I** *Server group server group name deleted.*

**Explanation:** The requested server is removed from the system in response to a DELETE SERVERGROUP command.

**System action:** None.

**User response:** None.

---

**ANR1676I** *Member member name deleted from server group server group name.*

**Explanation:** The requested member is removed from the server group in response to a DELETE GRPMEMBER command,

**System action:** None.

**User response:** None.

---

**ANR1677I** *Server group server group name updated.*

**Explanation:** One or more attributes of a server group is updated by an UPDATE SERVERGROUP command.

**System action:** None.

**User response:** None.

---

---

**ANR1678I**    **Server group** *original server group name*  
renamed *new server group name*.

**Explanation:** A server group is renamed by a RENAME SERVERGROUP command. The original name is not valid.

**System action:** None.

**User response:** None.

---

**ANR1679E**    **Command: Server group** *server group name*  
not defined.

**Explanation:** The server *server group name* is not defined to the system.

**System action:** The command fails.

**User response:** Retry the command specifying an existing group.

---

**ANR1680E**    **Command: Member** *member name* **not**  
**defined in server group** *server group*  
*name*.

**Explanation:** The member *member name* is not defined in server group *server group name*.

**System action:** The command fails.

**User response:** Retry the command specifying an existing member of the group.

---

**ANR1681E**    **Command: Member** *member name* **is**  
**already in server group** *server group*  
*name*.

**Explanation:** The member *member name* is defined in server group *server group name*.

**System action:** The command fails.

**User response:** Retry the command and specify a new member name.

---

**ANR1682E**    **A group cannot be a member of itself.**

**Explanation:** The member and group name are the same. A group may not be a member of itself.

**System action:** The command fails.

**User response:** Retry the command and specify another member name.

---

**ANR1683E**    **Command: Member** *member name* **not**  
**defined.**

**Explanation:** The member *member name* is not defined to the system. Server group members must be a defined server or server group.

**System action:** The command fails.

**User response:** Retry the command specifying existing server or group.

---

**ANR1684E**    **Route:command: Routed commands**  
**cannot be routed.**

**Explanation:** The command part of a routed command may not contain route information itself. The allowable syntax for routed commands is "route : command". The command may not contain route information. Only one level of routing is allowed.

**System action:** The command is not processed.

**User response:** Reissue the command without specifying route information in the command portion of this routed command.

---

**ANR1685I**    **Server group** *server group* **copied to**  
**server group** *new server group*.

**Explanation:** This message is displayed in response to the COPY SERVERGROUP command. The server group named *server group* is copied to the server group named *new server group*.

**System action:** None.

**User response:** None.

---

**ANR1686I**    **Member** *member name* **moved from**  
**server group** *group name* **to server group**  
*new group name*.

**Explanation:** The requested member *member name* is moved from server group *group name* to the server group *new server group* in response to a MOVE GRPMEMBER command.

**System action:** None.

**User response:** None.

---

**ANR1687I**    **Output for command 'command' issued**  
**against server** *server name* **follows:**

**Explanation:** The output for the command issued against the indicated server follows this message.

**System action:** None.

**User response:** None.

---

**ANR1688I**    **Output for command 'command' issued**  
**against server** *server name* **completed.**

**Explanation:** This message marks the end of the output for the command specified that was issued against the indicated server.

**System action:** None.

**User response:** None.

---

---

**ANR1689E**    **Output for command 'command' issued against server *server name* terminated.**

**Explanation:** An error condition occurred causing the output for the command issued against the specified server to be terminated.

**System action:** None.

**User response:** Retry the command against the requested server once the error condition has been resolved. If the cause of the error can not be determined, please contact your local service representative.

---

**ANR1690E**    **Error sending command 'command' to server *server name*.**

**Explanation:** An error was encountered sending the specified command to the server indicated.

**System action:** None.

**User response:** Retry the command against the requested server once the error condition has been resolved. If the cause of the error can not be determined, please contact your local service representative.

---

**ANR1691E**    **Error receiving response from server *server name* for command 'command'.**

**Explanation:** An error was encountered receiving the response from the server indicated for the command that was issued against it.

**System action:** None.

**User response:** Retry the command against the requested server once the error condition has been resolved. If the cause of the error can not be determined, please contact your local service representative.

---

**ANR1692E**    **Response for command 'command' from server *server name* contains invalid data.**

**Explanation:** The output returned from the specified server for the command that was issued, contains invalid output. The command response can not be processed.

**System action:** Output processing for this command response terminates.

**User response:** Please contact your local service representative.

---

**ANR1693E**    **Unable to issue command 'command' against server *server name* - failure starting thread.**

**Explanation:** A thread could not be started to issue the specified command against the server indicated.

**System action:** This command is not issued against the server specified. The process will attempt to issue the command against any other servers that were specified for the command routing information.

**User response:** Examine the server messages issued prior to this message to determine the source of the error. Retry routing this command to the indicated server after the cause of the error has been determined and resolved. If the error cannot be isolated and resolved, contact your service representative.

---

**ANR1694I**    **Server *server name* processed command 'command' and completed successfully.**

**Explanation:** The server indicated processed the command successfully.

**System action:** None.

**User response:** None.

---

**ANR1695W**    **Server *server name* processed command 'command' but completed with warnings.**

**Explanation:** The server indicated processed the command but encountered warnings. However, the warnings did not prevent the execution of the command.

**System action:** None.

**User response:** None.

---

**ANR1696E**    **Server *server name* attempted to process command 'command' but encountered errors.**

**Explanation:** The server indicated processed the command but encountered errors. These errors prevented the successful completion of the command.

**System action:** None.

**User response:** Examine any error messages issued on either the server sending the command or else the server executing the command to determine the cause of the failure. Reissue the command once these errors are corrected.

---

**ANR1697I**    **Command 'command' processed by total number for servers *server(s)*: number of successful servers **successful**, number of servers with warnings **with warnings**, and number of servers with errors **with errors**.**

**Explanation:** The indicated command was processed by the number of servers specified. For the total number of servers, the number indicated were successful, the number indicated encountered a warning condition but processed anyway, and finally, the number indicated encountered errors and could not process.

**System action:** None.

**User response:** None.

---

**ANR1698I Command 'command' was not issued against any other servers.**

**Explanation:** The indicated command was not issued against any other server. Either the routing information did not resolve to any valid servers or else failures occurred issuing the command against the required servers.

**System action:** None.

**User response:** Check to see that valid route information was provided for the command or else check the activity log for error messages that indicate why the command was not issued to the other servers.

---

**ANR1699I Resolved route information to number of servers server(s) - issuing command command against server(s).**

**Explanation:** The route information was resolved to the number of servers indicated. The specified command will be issued against those servers.

**System action:** None.

**User response:** None.

---

**ANR1700E Unable to resolve 'route information' to any server(s).**

**Explanation:** The route information provided for this command did not resolve to any server names or group names. Because of this, the command will not be issued.

**System action:** None.

**User response:** Examine the route information provided. Reissue the command providing correct route information.

---

**ANR1701E Command: No matching servers defined.**

**Explanation:** No matching servers are found for the specified command.

**System action:** Server operation continues, but the command is not processed.

**User response:** Issue the command and specify different servers.

---

**ANR1702W Skipping 'server name' - unable to resolve to a valid server name.**

**Explanation:** The server name specified is being skipped because it could not be resolved to a valid server name.

**System action:** None.

**User response:** Reissue the command providing the correct server name.

---

**ANR1703E Failure resolving server names.**

**Explanation:** An error occurred while resolving the server names. Specifically, the resolution of the server names has terminated because of a significant failure.

**System action:** None.

**User response:** Check the activity log and server console for other messages about the cause of the failure. Once the cause has been resolved, reissue the command.

---

**ANR1704E Failure obtaining or using credentials for administrator admin name.**

**Explanation:** An error occurred obtaining or using the credentials for the administrator referenced.

**System action:** Command processing fails.

**User response:** If the administrator SERVER\_CONSOLE was being used for a PING or VALIDATE LANFREE command, the command may fail. The administrator SERVER\_CONSOLE is not able to perform these commands where the source server, the target server, or both servers have authentication enabled. The command should be retried using an administrator other than SERVER\_CONSOLE.

Check the activity log and server console for other messages about the cause of the failure. Once the cause has been resolved, reissue the command.

---

**ANR1705W A ping request to server 'server name' was not able to establish a connection by using administrator credentials.**

**Explanation:** The failure could indicate a problem on the source or target server, or in the connection between the servers.

**System action:** No connection was established.

**User response:** To identify and resolve the issue, complete the following steps: 1. Check the activity log and server console for messages that indicate a failure or problem on the source server. 2. Check the communication connection between the servers. 3. Verify the administrator definition and password on both servers. 4. Verify that the target server is running. 5. Correct any identified issues.

---

**ANR1706I A ping request to server 'server name' was able to establish a connection by using administrator credentials.**

**Explanation:** The administrator credentials are valid.

**System action:** The connection was established.

**User response:** No action is required.



---

**ANR1707E** Server information not complete, crossdefine not allowed.

**Explanation:** The SERVERHLADDRESS, SERVERLLADDRESS or SERVERPASSWORD has not been set for this server. These are required for the CROSSDEFINE option on the define server command.

**System action:** The command fails.

**User response:** Use the QUERY STATUS command to find what values need to be set. An authorized administrator must issue the SET SERVERHLADDRESS, SET and SERVERLLADDRESS or SET SERVERPASSWORD command to set the missing values.

---

**ANR1708I** Define server for *Server name* failed because the crossdefine failed.

**Explanation:** The define server command failed because the crossdefine parameter was included, and the crossdefine was not successful. This message can be issued when the CROSSDEFINE attribute for a server is set to OFF. This message can be issued as the result of an explicit command or an automatic definition in the case of a storage agent to server connection.

**System action:** The command fails.

**User response:** Check this server, and the server being defined for other messages indicating the reason for the failure. Check the crossdefine settings using the QUERY STATUS command. If crossdefine is set to OFF, it can be changed with the SET CROSSDEFINE ON command.

---

**ANR1709E** Command.: Failure determining current usage for server or group name *Server name*.

**Explanation:** The specified command failed to determine the current use of the server name or server group specified.

**System action:** The command fails.

**User response:** Retry the command. If it continues to fail and the cause of the failure can not be determined, please contact your local service representative.

---

**ANR1710E** Command.: Name *Name* not valid for this command.

**Explanation:** The name specified for this command is not valid for this operation. The first case is that a server name was specified for a command requiring a server group name. The other case is where a server group name was specified for a command requiring a server name.

**System action:** The command fails.

**User response:** Retry the command specifying the proper name.

---

**ANR1711E** Error accessing the server or server group name *Name*.

**Explanation:** A server operation attempted to access the server name or server group name specified. An error occurred while trying to access the information for this server name or server group name.

**System action:** The server operation fails.

**User response:** Review the activity log to try to determine the cause of the failure. If a cause can not be determined, please contact your local service representative.

---

**ANR1712W** Command routing not allowed from server console.

**Explanation:** Command routing is not allowed from the server console.

**System action:** The command is not executed.

**User response:** Reissue the command from an Administrative client.

---

**ANR1713I** Command '*command*' issued against server *server name*.

**Explanation:** The specified command has been sent to the indicated server. The command is to terminate the specified server, no confirmation will be received.

**System action:** None.

**User response:** None.

---

**ANR1714W** The password for administrator *administrartor name* has expired. The password for this administrator must be updated on the configuration manager server *server name*.

**Explanation:** The password for the named administrator has expired, but the administrator is a managed object on this server. The password must be updated on the named configuration manager server.

**System action:** The administrator is allow access to the server.

**User response:** Change the administrator's password on the named configuration manager server.

---

**ANR1715E** Event server cannot be deleted - it is currently active.

**Explanation:** The event server cannot be deleted since it is currently active for event logging.

**System action:** The server does not delete the event server entry.

**User response:** In order to delete the event server, it must not be currently active for event logging. To stop event logging to the event server issue END EVENTLOGGING EVENTSERVER. Then reissue the DELETE EVENTSERVER command.

---

**ANR1716I**    **Server cannot be crossdefined to itself, crossdefine not allowed.**

**Explanation:** An attempt was made to crossdefine the server to itself.

**System action:** The command fails.

**User response:** None.

---

**ANR1717E**    *Command:* **Command failed - Non-Compatible Filespace name types have been specified.**

**Explanation:** A server command has been entered but cannot be processed because Non-Compatible Filespace name types have been specified.

**System action:** The server does not process the command.

**User response:** Specify compatible filespace names. Unicode to Unicode or Non-Unicode to Non-Unicode.

---

**ANR1718E**    *Command:* **Reconstruction of file aggregates is supported only for movement in which the source and target storage pools are sequential-access.**

**Explanation:** The indicated command specifies that file aggregates be reconstructed during a move operation for which reconstruction is not supported. Aggregates are reconstructed only when both the source storage pool and the target storage pool are sequential-access.

**System action:** The server does not process the command.

**User response:** Reissue the command without specifying that aggregates should be reconstructed. Alternatively, specify a move operation involving transfer of data within a sequential-access storage pool or between two sequential-access storage pools.

---

**ANR1719E**    **Storage pool *storage pool name* specified on the MOVE NODEDATA command is not a valid pool name or pool type.**

**Explanation:** If the source storage pool specified in the command is a primary storage pool, then the destination storage pool specified must also be a primary storage pool. If the source storage pool is a copy storage pool, then the specified destination storage pool must be the same storage pool as the source storage pool.

**System action:** The MOVE NODEDATA process fails.

**User response:** Provide a valid primary storage pool name as the destination storage pool if the source pool is a primary storage pool. If the source pool is a copy storage pool do not specify a destination pool, or, specify the same copy storage pool as the destination pool.

---

**ANR1720I**    **A path from *source name* to *destination name* has been defined.**

**Explanation:** In response to the DEFINE PATH command, the path from the source name to the destination name has been defined in the server database.

**System action:** Server operation continues.

**User response:** None.

---

**ANR1721I**    **A path from *source name* to *destination name* has been deleted.**

**Explanation:** In response to the DELETE PATH command or to an UPDATE DEVCLASS command with the MOUNTLIMIT parameter, the path from the source name to the destination name has been deleted in the server database.

**System action:** Server operation continues.

**User response:** None.

---

**ANR1722I**    **A path from *source name* to *destination name* has been updated.**

**Explanation:** In response to the UPDATE PATH command, the path from the source name to the destination name has been updated in the server database.

**System action:** Server operation continues.

**User response:** None.

---

**ANR1723E**    **A path is already defined using *source name* and *destination name*.**

**Explanation:** In response to the DEFINE PATH command, the server determines that a path with the same source name and the same destination name already exists in the server database.

**System action:** Server operation continues.

**User response:** Correct the source name or destination name and re-enter this command.

---

**ANR1724W**    *Command:* **Server *server name* is currently in use.**

**Explanation:** The command shown specifies a server that is currently in use. The server is referenced in a

PATH used for LANFree access to a FILE device type drive in a shared library.

**System action:** The server does not process the command.

**User response:** Reissue the command at a later time. In order to delete the server specified, it must not be currently connected to the server, it may not be referenced in a device class, it can not be defined to be the event server, and it cannot be referenced within a PATH definition as a FILE device type drive.

---

**ANR1725E** The source or destination name *name* is invalid and the command *command* failed.

**Explanation:** The source or destination name is invalid in the DEFINE PATH, DELETE PATH, or PERFORM LIBACTION command.

**System action:** Server operations continue.

**User response:** Issue the command again with a valid source or destination name.

---

**ANR1726E** A operation using the path from *sourcename* to *destname* is currently being used.

**Explanation:** This path was in use when the command was entered. The attributes of a path may not be changed while it is being used.

**System action:** The server ignores the command.

**User response:** Wait until the operation using this path is complete, or cancel the operation using this path, and then reissue the command.

---

**ANR1727E** A path from *sourcename* to *destname* does not exist.

**Explanation:** The path being updated or deleted does not exist.

**System action:** The server ignores the command.

**User response:** Reissue the command with a different source or destination name or define a new path.

---

**ANR1728E** The library *libname* is not a SCSI or VTL library.

**Explanation:** A drive that is to be used by a NAS data mover must be attached to a SCSI or VTL library.

**System action:** The server ignores the command.

**User response:** Reissue the command with a different drive name.

---

**ANR1729E** A path using the data mover *source name* still exists.

**Explanation:** In the DELETE DATAMOVER command, the data mover name supplied is either the source or the destination in a path that still exists in the server database.

**System action:** Server operation continues.

**User response:** Delete the existing path and reissue this command.

---

**ANR1730I** Data mover *mover name* has been defined.

**Explanation:** The data mover has been defined in the server database.

**System action:** Server operation continues.

**User response:** None.

---

**ANR1731I** Data mover *mover name* has been deleted.

**Explanation:** The data mover has been deleted in the server database.

**System action:** Server operation continues.

**User response:** None.

---

**ANR1732I** Data mover *mover name* has been updated.

**Explanation:** The data mover has been updated in the server database.

**System action:** Server operation continues.

**User response:** None.

---

**ANR1733E** Data mover *mover name* is already defined.

**Explanation:** A DEFINE DATAMOVER command was entered for a data mover that already exists in the server database.

**System action:** Server operation continues.

**User response:** Use the UPDATE DATAMOVER to change the attributes in this data mover. Otherwise use a different data mover name.

---

**ANR1734E** Data mover *mover name* is not defined.

**Explanation:** An UPDATE DATAMOVER command was entered for a data mover that does not exist in the server database.

**System action:** Server operation continues.

**User response:** Correct the data mover name or use

the DEFINE DATAMOVER command to define a new data mover.

---

**ANR1735E** Data mover *data mover* is currently being used.

**Explanation:** A data mover was in use when the command was entered. The attributes of a data mover may not be changed while it is being used.

**System action:** The server ignores the command.

**User response:** Wait until the operation using this data mover is complete, or cancel the operation using this data mover, and then reissue the command.

---

**ANR1736E** Command: Parameter *parameter* length is invalid.

**Explanation:** The specified server command has been entered with a parameter that is longer or smaller in length than the allowed length.

**System action:** The server ignores the command.

**User response:** Reissue the command and enter the proper syntax.

---

**ANR1737E** Command: Device name *device* specified is invalid.

**Explanation:** The specified command has been entered with an invalid device name.

**System action:** The command failed.

**User response:** Reissue the command with a valid device name.

---

**ANR1738W** The database backup does not contain a copy of the server master encryption key. The server master encryption key will not be restored.

**Explanation:** This databackup backup was completed in a server level that does not support encryption.

**System action:** The command continues.

**User response:** None

---

**ANR1739E** The database backup contains a copy of the server master encryption key but no password was provided.

**Explanation:** To restore the server master encryption key, a password must be specified on the DSMSEV RESTORE DB command.

**System action:** The command fails.

**User response:** ToRestore the server master encryption key, specify a password on the DSMSEV RESTORE DB command. If you do not want to restore the master

encryption key, you must specify the RESTOREKeys=No value.

---

**ANR1740W** The database backup does not contain a copy of the server master encryption key. The server master encryption key will not be restored.

**Explanation:** The server master encryption key was not stored when the database was backed up.

**System action:** The command continues.

**User response:** To store a copy of the server master encryption key during database backup, you must specify the PROTECTKEYS and PASSWORD parameters on the SET DBRECOVERY or BACKUP DB command.

---

**ANR1741E** The server master encryption key in the database backup cannot be read. The password might be incorrect, or the encryption key might be invalid.

**Explanation:** The server master encryption key stored in the database backup cannot be read. To access the master encryption key, a password is required. If the password is incorrect, the master encryption key cannot be accessed. If the password is correct, the master encryption key is not being read properly.

**System action:** The command fails.

**User response:** Verify that the password is correct and retry the command. If the password is correct, you can skip restoring the master encryption key. To skip restoring the master encryption key, you must specify the RESTOREKeys=No value on the DSMSEV RESTORE DB command. Warning: If you skip restoring the master encryption key, you will be unable to retrieve data stored in any encrypted storage pool, and no new data will be allowed to be stored in any encrypted storage pool.

---

**ANR1742I** The server master encryption key was restored successfully.

**Explanation:** The server master encryption key was restored to the server password file.

**System action:** N/A

**User response:** None

---

**ANR1743E** The *parm* parameter is required to be enabled when PASSWORD is specified.

**Explanation:** The PASSWORD parameter is only used when the specified parameter has an enabled value.

**System action:** The command fails.

**User response:** Remove the PASSWORD parameter or enable the keys parameter. To enable the keys

parameter for the SET DB RECOVERY or BACKUP DB commands, set the PROTECTKEYS parameter to YES. To enable the keys parameter for the DSMSEV RESTORE DB utility, set the RESTOREKEYS parameter to YES or ONLY.

---

**ANR1744E The world wide name is invalid for the destination of the path being defined.**

**Explanation:** A path was being defined from a datamover to a destination and that destination has an incorrect world wide name specified.

**System action:** Server operation continues.

**User response:** Update the destination's definition with the correct world wide name.

---

**ANR1745I The HBA is busy and SAN devices cannot be discovered.**

**Explanation:** The SAN device discovery function is busy. The requested HBA API query cannot be completed at this time. This type of timeout is generally caused by a bad HBA adapter in a system with multiple HBAs.

**System action:** Server operations continue.

**User response:** Check all HBA adapters on the system and ensure that all of them are functioning correctly. Reissue the QUERY SAN command.

---

**ANR1746E The path from data mover *datamover name* to drive *library name drive name* is not online.**

**Explanation:** A server-free operation requested the specified device. The device cannot be used because the path from the datamover to the device is not online.

**System action:** Server operation continues.

**User response:** Determine the reason for the path being offline; if possible, update the path status to online.

---

**ANR1747E The library *libname* is not a ZOSMEDIA enabled library.**

**Explanation:** Defining a PATH to a library using the ZOSMEDIASERVER parameter requires the library be a ZOSMEDIA library ( e.g., DEFINE LIB *libname* LIBTYPE=ZOSMEDIA ).

**System action:** The server ignores the command.

**User response:** Reissue the command with the correct library name.

---

**ANR1748E The PASSWORD parameter is required when *parm* is enabled.**

**Explanation:** The PASSWORD parameter is required when the specified parameter has an enabled value.

**System action:** The command fails.

**User response:** Add the PASSWORD parameter or disable the keys parameter. To disable the keys parameter for the SET DB RECOVERY or BACKUP DB commands, set the PROTECTKEYS parameter to NO. To disable the keys parameter for the DSMSEV RESTORE DB utility, set the RESTOREKEYS parameter to NO.

---

**ANR1749W The drive *library name drive name* was not found on the SAN. The path definition for this drive has been marked offline.**

**Explanation:** During device discovery on a storage area network a device was not found that has the same serial number as the drive defined to IBM Spectrum Protect.

**System action:** Server operation continues.

**User response:** Verify that the serial number of the drive definition is correct and that the drive is operational.

---

**ANR1750E The server detected an internal error, return code = *return code*.**

**Explanation:** An unexpected error occurred during server operation.

**System action:** Server operation continues.

**User response:** Use the QUERY ACTLOG command to examine messages prior to this error to determine the cause of the data storage failure. If the failure can be found and resolved, retry the operation. If the failure cannot be found, contact your service representative for assistance in resolving the problem.

---

**ANR1758I Repaired *extents* damaged extents in directory container pools.**

**Explanation:** The server repaired the specified number of extents.

**System action:** Server operation continues.

**User response:** None.

---

**ANR1759E Command: A device with SCSI datamover capabilities was not found in the system configuration for datamover *datamover name*.**

**Explanation:** The scsi address could not be determined for a device that is capable of performing datamover operations.

**System action:** The requested operation fails.

**User response:** Verify that the hardware that can perform SCSI datamover operations is installed and powered on.

---

**ANR1760E** *Command: Command failed for node node name, filesystem filesystem name - destination storage pool storage pool was skipped.*

**Explanation:** The indicated command failed because the destination storage pool was skipped. A storage pool may be skipped because it does not have enough available space, or because it has a MAXSIZE value that is less than the size of the object to be inserted.

**System action:** The operation fails.

**User response:** Ensure that the destination storage pool is available, has an adequate MAXSIZE setting, and has adequate space. The MAXSIZE setting may be changed using the UPDATE STGPPOOL command. Space may be added to the storage pool by checking in scratch volumes or defining new volumes in the storage pool. If volumes in the destination storage pool are offline, use the VARY ONLINE command to vary them online and make them available for use. Correct the problem and reissue the command.

---

**ANR1761E** *Command: Command failed for node node name, filesystem filesystem name - storage media is inaccessible.*

**Explanation:** The indicated command failed because required storage media is unavailable.

**System action:** The operation fails.

**User response:** Ensure that there are sufficient volumes available for storing backups and that any volumes required for restore are checked in and available. Correct the problem and try the command again.

---

**ANR1762E** *Command: Command failed for node node name, filesystem filesystem name - mount point unavailable.*

**Explanation:** The indicated command failed because sufficient mount points are not available.

**System action:** The operation fails.

**User response:** Ensure that sufficient mount points are available and working correctly. Correct the problem and try the command again.

---

**ANR1763E** *Command: Command failed - see previous error messages or view the activity log.*

**Explanation:** The indicated server command has failed. This message is always preceded by one or more

other error messages which provide more detail about why the command failed.

**System action:** The operation fails.

**User response:** Examine the previous error messages to determine the source of the error. Use the QUERY ACTLOG command to view the activity log and search for messages if needed. Correct the problem and try the command again.

---

**ANR1764E** *Command: Command failed - loadable module module name is not available.*

**Explanation:** The indicated server command has failed because it requires the availability of the specified loadable module, but the module is not loaded.

**System action:** The operation fails.

**User response:** Make sure the necessary loadable module is available for your platform. Not all modules are available on all platforms. If the module is available for your platform and is installed, contact your service representative for assistance.

---

**ANR1765E** *Command: The number of copy threads entered, copythreads, exceed the capabilities of the datamover.*

**Explanation:** A datamover has an upper limit of the number of copy threads that it is capable of executing. The copythreads parameter provided is greater than this limit.

**System action:** The command fails.

**User response:** Make sure the value entered for the copythreads parameter is less than the maximum for this datamover. Using the default for the number of copythreads sets the number of copythreads to the datamover's maximum value.

---

**ANR1766E** *Command: NAS device datamover reports a drive affinity for drive tape drive that does not match this data mover.*

**Explanation:** A NAS device returned an affinity identifier for a tape drive that does not match the recorded affinity identifier for the data mover.

**System action:** The command fails.

**User response:** Check the High Level Address for the data mover and verify that it is a node management network interface on the NAS cluster. Verify that the interface is located on the appropriate node cluster.

---

**ANR1767I** *Process process number for NAS node node name will use NAS data mover datamover*

**Explanation:** An alternate NAS data mover was selected for the current NAS operation.

**System action:** The NAS operation continues.

**User response:** None.

**ANR1768E** *Command: The device name provided conflicts with a device name that is already in use.*

**Explanation:** The device name provided in the command is already used by an existing path.

**System action:** The command is not processed.

**User response:** Specify a valid DEVICE parameter that is not used by any other drive or library.

**ANR1769E** *Command: Command failed - multiple actions between commit actions not allowed.*

**Explanation:** A server script that performs multiple actions between commit actions is not allowed. For example, deletion of multiple paths before each of the deletions is committed is not allowed.

**System action:** The server does not process the command.

**User response:** Rewrite the script or macro so that no new command is issued until the previous command is committed.

**ANR1770E** *Processing for session *session id* found destination *new destination*. Expected *current destination*.*

**Explanation:** While processing a remote image operation, the specified session was working with the current destination. But the server received a client request with a new destination name.

**System action:** Server operation continues.

**User response:** From the client, quit the current remote image request. Reissue the request, if desired.

**ANR1771E** *The path from remote server *remote server name* to destination *destination name* with the destination *device type* is not valid.*

**Explanation:** The library manager receives a command to update the path for the remote server. The device type field of the destination device is not valid. The destination for update path from remote server must be either drive or library.

**System action:** Server operation continues.

**User response:** Determine why the device type field of the destination device is not valid.

**ANR1772E** *The path from source *source name* to destination *drive name* is taken offline.*

**Explanation:** The path is now marked offline.

**System action:** The path is inaccessible.

**User response:** Determine the reason the path is inaccessible, such as a hardware problem. Make any needed corrections. Then, issue the the UPDATE PATH command with the ONLINE=YES option to make the path online.

**ANR1773W** *Unable to update the path in the database *path source name* and drive *drive name*.*

**Explanation:** The system is unable to update the path information in the database table.

**System action:** .

**User response:** None.

**ANR1774E** *The Query Status command failed, and server initialization has not completed. Allow server initialization to complete, and then try the command again.*

**Explanation:** The command Query Status failed because server initialization has not completed.

**System action:** Server operation continues.

**User response:** Allow server initialization to complete, and then try the command again.

**ANR1775I** *Data mover *mover name* has been defined, however a connection to the data mover failed. Please check the attributes of the file server specified in the definition of the data mover.*

**Explanation:** The data mover has been defined in the server database, however the server cannot connect to the file server associated with the data mover. The connection failed because of one of the following possible reasons:

- One of the parameters specified during datamover definition was incorrect: TCP/IP address of the file server, user id, password, TCP/IP port
- File server is not accessible
- NDMP server limits the number of opened NDMP sessions

**System action:** The data mover is defined to the server.

**User response:** Check that the file server associated with the data mover is accessible through the network; check each of the attributes specified during datamover definition; check the number of open NDMP sessions with the file server.

---

**ANR1776I** Data mover *mover name* has been updated, however a connection to the data mover failed. Please check the attributes of the file server specified in the update command.

**Explanation:** The data mover has been updated in the server database, however the server cannot connect to the file server associated with the data mover. The connection failed because of one of the following possible reasons:

- One of the parameters specified during datamover update was incorrect: TCP/IP address of the file server, user id, password, TCP/IP port
- File server is not accessible
- NDMP server limits the number of opened NDMP sessions

**System action:** The data mover definition is updated.

**User response:** Check that the file server associated with the data mover is accessible through the network; check each of the attributes specified in the datamover update command; check the number of open NDMP sessions with the file server.

---

**ANR1777W** Command: New cluster node *cluster node* on NAS cluster *nas cluster* is assigned same cluster affinity as cluster node *existing cluster node*

**Explanation:** A NAS cluster device reported a cluster node with a cluster affinity identifier that is the same as an existing data mover.

**System action:** Server processing continues.

**User response:** Check the data movers reported in the message and update any existing device paths defined for these data movers based upon the current configuration of the NAS cluster.

---

**ANR1778E** Command: Invalid or missing parameter.

**Explanation:** The specified server command has been entered with an invalid parameter, or, is missing a required parameter.

**System action:** The server ignores the command.

**User response:** Reissue the command and enter the proper syntax.

---

**ANR1779I** *backupset process name* process completed: successful count **backupset(s) were generated or defined out of total count backupset(s) requested by the command's specifications.**

**Explanation:** A GENERATE or DEFINE BACKUPSET command has finished successfully, and the backupsets described in previous messages have been created.

**System action:** The backupsets described have been created.

**User response:** None.

---

**ANR1780I** Command: The network-attached storage (NAS) cluster *cluster name* has tape devices attached to cluster node *cluster node*

**Explanation:** The server has discovered tape drives attached to a node in a NAS cluster during a DEFINE DATAMOVER or UPDATE DATAMOVER command.

**System action:** Server processing continues.

**User response:** None.

---

**ANR1781I** Command: The network-attached storage (NAS) cluster *cluster name* requires new data mover, *cluster node*, for tape drive access.

**Explanation:** The server has discovered a node within in a NAS cluster with attached tape drives. A new data mover will be defined to provide access to the attached tape drives.

**System action:** Server processing continues.

**User response:** When a datamover is created by the server for node within a cluster you should identify the tape drives attached to the node. Define paths from the new datamover to each drive you want to use for backup of the NAS cluster.

---

**ANR1782I** Representational State Transfer (REST) services are starting at time.

**Explanation:** After the REST services start, applications that use REST services can query and manage the storage environment by connecting to the Operations Center.

**System action:** Server operation continues as the REST services are started.

**User response:** You can disable the REST services by removing the monitoring administrator. To remove the monitoring administrator, issue the following administrative command: set monitoringadmin ""

---

**ANR1783I** Representational State Transfer (REST) services were stopped at time.

**Explanation:** After the REST services are stopped, applications that use REST services can no longer query and manage the storage environment by connecting to the Operations Center.

**System action:** Server operation continues after the REST services are stopped.

**User response:** You can enable the REST services by adding a monitoring administrator. For example, to add



a monitoring administrator who is named JANE, issue the following administrative command: set monitoringadmin jane

---

#### ANR1786W HBAAPI not able to get adapter name.

**Explanation:** The HBAAPI function getAdapterName failed. The server will continue to access next adapter if it exists.

**System action:** None.

**User response:** The IBM Spectrum Protect SAN discovery will not work with this Host Bus Adapter. For the list of supported HBAs and required driver levels by operating system, see techdoc 1193154 at <http://www.ibm.com/support/docview.wss?uid=swg21193154>.

---

#### ANR1787W Unable to open adapter *adapter name*.

**Explanation:** The HBAAPI function to open the host bus adapter (HBA) failed.

**System action:** None.

**User response:** The IBM Spectrum Protect SAN discovery will not work with this Host Bus Adapter. For the list of supported HBAs and required driver levels by operating system, see techdoc 1193154 at <http://www.ibm.com/support/docview.wss?uid=swg21193154>.

---

#### ANR1788W Unable to retrieve the adapter attributes for *adapter name*.

**Explanation:** The HBAAPI function failed to retrieve the adapter' attributes. This problem is caused by a nonfunctional Fibre Channel adapter on the system. Check this adapter to ensure it works properly. This problem also can be caused by other non Fibre Channel types of adapters on the system, such as, a SAS or a parallel SCSI adapter. This message can be ignored if you are using a non Fibre Channel adapter.

**System action:** None.

**User response:** SAN discovery does not work for this adapter. For the list of supported HBAs and required driver levels by operating system, see techdoc 1193154 at <http://www.ibm.com/support/docview.wss?uid=swg21193154>

---

#### ANR1789W Get HBA target mapping failed.

**Explanation:** The HBAAPI function to get the target mapping failed.

**System action:** None.

**User response:** SAN discovery will not work for this adapter. For the list of supported HBAs and required driver levels by operating system, see techdoc 1193154 at <http://www.ibm.com/support/>

[docview.wss?uid=swg21193154](http://www.ibm.com/support/docview.wss?uid=swg21193154).

---

#### ANR1790W SAN discovery failed.

**Explanation:** SAN discovery failed.

**System action:** None.

**User response:** SAN discovery failed. This may be a problem with the HBA firmware, HBA or the HBA vendor's HBAAPI driver. For the list of supported HBAs and required driver levels by operating system, see techdoc 1193154 at <http://www.ibm.com/support/docview.wss?uid=swg21193154>.

---

#### ANR1791W HBAAPI wrapper library *file name* failed to load or is missing.

**Explanation:** This library is provided by IBM Spectrum Protect. It is required for discovery of devices on a SAN.

- For windows, the HBAAPI wrapper library is hbaapi.dll.
- For AIX, the HBAAPI wrapper library is libHBAAPI.a.
- For Solaris, the HBAAPI wrapper library is libhbaapi32.so for 32 bit application and libhbaapi64.so for 64 bit application.
- For Linux, the HBAAPI wrapper library is libhbaapi32.so for 32 bit application and libhbaapi64.so for 64 bit application.

**System action:** None.

**User response:** Make sure the HBAAPI wrapper library for this platform is in the same directory as the IBM Spectrum Protect server executable. AIX is the only exception with HBAAPI wrapper library libHBAAPI.a in /usr/lib.

---

#### ANR1792W HBAAPI vendor library failed to load or is missing.

**Explanation:** The HBAAPI vendor library failed to load or is missing. This HBAAPI library is provided by the Host Bus Adapter (HBA) vendor. It is required for IBM Spectrum Protect server to discover devices on the SAN.

**System action:** None.

**User response:** Ensure the HBAAPI file exists on the system. If the driver level on your system is not supported, go to the HBA vendor's website and download/install the HBA driver. For the list of supported HBAs and required driver levels by operating system, see techdoc 1193154 at <http://www.ibm.com/support/docview.wss?uid=swg21193154>. The following is an example of some of the HBA vendor's HBAAPI file:

- For UNIX systems, This HBAAPI vendor library's location is indicated in /etc/hba.conf. For example:

```
qla2x00      /usr/lib/libqlsdm.so
com.emulex.emulexapilibrary
              /usr/lib/libemulexhbaapi.so
```

- For Windows systems, verify the location of the HBAAPI vendor library by checking LibraryFile in:

```
HKEY_LOCAL_MACHINE
SOFTWARE
SNIA
HBA
<HBAAPI library>
```

---

**ANR1793W IBM Spectrum Protect SAN discovery is not supported on this platform or this version of OS.**

**Explanation:** SAN discovery for this platform is currently not supported.

**System action:** None.

**User response:** SAN discovery will not work for this platform.

- For AIX, we only support AIX5.2F and above
- For HP, we do not support this platform yet.
- For Linux, we do not support Linux-zOS yet.
- For Windows, we do not support Windows 2003 64 bit yet.

For the list of supported HBAs and required driver levels by operating system, see techdoc 1193154 at <http://www.ibm.com/support/docview.wss?uid=swg21193154>.

---

**ANR1794W IBM Spectrum Protect SAN discovery is disabled by options.**

**Explanation:** SAN discovery is disabled by option SANDISCOVERY OFF or SANDISCOVERY UNSCANNEDPATHOFF.

**System action:** None.

**User response:** SAN discovery is currently disabled either by default by the SANDISCOVERY OFF option depending on the platform or by the SANDISCOVERY UNSCANNEDPATHOFF option. For the list of supported HBAs and required driver levels by operating system, see techdoc 1193154 at <http://www.ibm.com/support/docview.wss?uid=swg21193154>.

---

**ANR1795I The device driver has been updated successfully for device *old device name*. The new device name is *new device name*.**

**Explanation:** This message is displayed in response to the CHANGE DEVDRIVER command. The device driver for device *old device name* has been updated successfully.

**System action:** Server operation continues.

**User response:** None.

---

**ANR1796E Invalid device name *device name*.**

**Explanation:** The device name is not in the form of TAPEX or CHANGERx.

**System action:** The server fails the command.

**User response:** Change the device name to TAPEX or CHANGERx and retry the command.

---

**ANR1797E Device *device name* is not supported by the IBM Spectrum Protect device driver.**

**Explanation:** Device *device name* is not supported by the IBM Spectrum Protect device driver. The hardware ID was not found in the IBM Spectrum Protect device driver INF file, i.e. tsmmb.inf and tsmmt.inf.

**System action:** The server fails the command.

**User response:** Access the IBM Spectrum Protect Web site at [www.ibm.com/software/sysmgmt/products/support/IBMTivoliStorageManager.html](http://www.ibm.com/software/sysmgmt/products/support/IBMTivoliStorageManager.html) and navigate to the device support information for the server's operating system. Verify if the device is supported. If the device is supported by the IBM Spectrum Protect device driver, contact your service representative.

---

**ANR1798E Device driver update failed for device *device name*.**

**Explanation:** The CHANGE DEVDRIVER operation failed for device *device name*.

**System action:** The activity that generated this error fails.

**User response:** None.

---

**ANR1799E The IBM Spectrum Protect device driver is not installed, or one or more device driver files are missing.**

**Explanation:** The server command has failed because the IBM Spectrum Protect device driver is not installed, or one or more device driver files are missing.

**System action:** The operation fails.

**User response:** Make sure the IBM Spectrum Protect device driver is installed. and the following files are not missing. %WINDIR%\system32\drivers\tsmscsi.sys (or tsmscsi64.sys for 64-bit Windows), %WINDIR%\inf\tsmmt.inf, and %WINDIR%\inf\tsmlb.inf.

---

**ANR1801E Eventlog command: Invalid event or event class - *Event or event class name*.**

**Explanation:** An event logging command has been entered which specifies an unknown event or event class.

**System action:** The command is ignored for the

invalid event or event class. Any valid events or classes specified are processed.

**User response:** Reissue the command with the correct event or event class.

---

**ANR1802E Device *device name* was not found.**

**Explanation:** The device was not found in the device information set. The vendor ID and/or product ID, or device name may be invalid, or the device has been removed from the system.

**System action:** The activity that generated this error fails.

**User response:** Reissue the command with the correct vendor ID and product ID, or device name.

---

**ANR1803W SAN discovery module *module name* is not installed correctly.**

**Explanation:** The server attempted to load the SAN discovery module, but the permissions or ownership of the file are incorrect.

**System action:** Server operation continues, but without SAN discovery function.

**User response:** Ensure that the SAN discovery module is executable, has the setuid bit turned on, and is owned by root. The SAN discovery module is called 'dsmqsan' and must reside in the server or storage agent executable directory.

---

**ANR1804W Command: *Process process number* skipping volume *volume name* in storage pool *pool name* because the volume is in use by another process.**

**Explanation:** The command shown specifies the volume to be processed, but that volume is currently being used by another operation.

**System action:** The server skips the volume and processes the next available volume.

**User response:** Check the activity log to determine which operation was using the volume. If the operation using the volume is complete reissue the *Command* to process the skipped volume.

---

**ANR1805I This export command does not work with either container or cloud storage pools. Object *Object Name* is skipped.**

**Explanation:** Container storage pools cannot be used for storage pool backup, reclamation, migration, collocation, export, import, or simultaneous-write.

**System action:** The server skips the object and processes the next available object.

**User response:** Use another method or storage pool type to store the data.

---

**ANR1806I Some data is skipped because the operation cannot be completed for container or cloud storage pools.**

**Explanation:** Container or cloud storage pools cannot be used for storage pool backup, reclamation, migration, collocation, export, import, NDMP, generate backupset or simultaneous-write.

**System action:** The server skips the object and processes the next available object.

**User response:** Use another method or storage pool type to store the data.

---

**ANR1807I Table updating statistics performed successfully for *processed table*.**

**Explanation:** Runstat successfully run on that table.

**System action:** Server operation continues.

**User response:** No user action required.

---

**ANR1808I Object *Object ID* is skipped because the operation cannot be completed for cloud storage pools.**

**Explanation:** Cloud storage pools cannot be used for storage pool backup, reclamation, migration, collocation, or simultaneous-write.

**System action:** The server skips the object and processes the next available object.

**User response:** Use another method or storage pool type to store the data.

---

**ANR1809E Insufficient memory to activate event logging.**

**Explanation:** A BEGIN EVENTLOGGING command has been entered, but the server has insufficient memory available to activate logging.

**System action:** The command is ignored.

**User response:** If logging is required, make more memory available to the server then restart the server.

---

**ANR1810E Eventlog command: Invalid receiver - *receiverName*.**

**Explanation:** An event logging command has been entered which specifies an unknown event log receiver (maybe unknown just to this platform).

**System action:** The command is ignored for the invalid receiver. Any valid receivers specified are processed.

**User response:** Reissue the command with the correct receiver.

---

**ANR1811W The Host Bus Adapter API package might not be installed.**

**System action:** None.

**User response:** The HBA API does not provide the number of Fibre Channel adapters from the host system. The HBA API file version that is on your operating system might not be supported or the HBA API package might not be installed. Go to the HBA vendor website to obtain the latest version of the HBA API. For a list of supported HBAs and required HBA API levels by operating system, see techdoc 1193154 at <http://www.ibm.com/support/docview.wss?uid=swg21193154>.

---

**ANR1812E DELETE FILESPACE *filespace name* for node *node name* failed deletion because of a replication in progress.**

**Explanation:** The reported filespace belonging to the reported node is currently being replicated as part of a REPLICATE NODE command. A filespace cannot be deleted while the replication is in progress.

**System action:** The DELETE FILESPACE ends with a state of FAILURE.

**User response:** Use the QUERY PROCESS command to view active REPLICATE NODE processes. Either wait for the replication to complete or cancel the replication process with the CANCEL PROCESS or CANCEL REPLICATION commands, and reissue the DELETE FILESPACE command.

---

**ANR1813W Filespace *filespace name* for node *node name* is a replication *replication role*.**

**Explanation:** The reported filespace is either the source or target of a replicated node. The DELETE FILESPACE command will delete the data on this server, but will not delete the data on any other replication servers.

**System action:** The DELETE FILESPACE command continues.

**User response:** If this message indicates this filespace is the source of replicated data, then login to all servers containing replicated data from this filespace and issue the DELETE FILESPACE command to remove the data from those servers. If this message indicates this filespace is the target of replicated data, ensure that the filespace on the source server is either deleted, or updated to no longer replicate to this server.

---

**ANR1814W The database manager cannot load the security plugin *file name*.**

**Explanation:** The database manager cannot load the security plugin. This plugin controls access to the database manager from the IBM Spectrum Protect server.

**System action:** The server stops.

**User response:** Inspect the DB2 diagnostic log file to identify the reason the database manager cannot load the security plugin. Correct the problem and restart the server.

---

**ANR1815W Check target server for storage problems during replication of node *node list*.**

**Explanation:** During the replication process for the specified nodes, there were problems storing data at the replication target server.

**System action:** Processing ends.

**User response:** Check the activity log of the target server for specific error messages relating to data storage during the replication process.

---

**ANR1816W The names of one or more files were truncated. Examine log file *log file name* for details.**

**Explanation:** The DSMSEV INSERTDB command attempted to insert a database row describing a file whose path name is longer than the maximum path name supported by IBM Spectrum Protect V6. The IBM Spectrum Protect V5 server supported path names of up to 8000 bytes, but the V6 server does not allow path names to be longer than 6000 bytes.

**System action:** The name of the file was replaced by a system-generated name. Information needed to restore the file to its original name was written to the specified log file.

The log file contains two sections. The first section lists files whose names were truncated. The second section identifies the node names and filespace names of the truncated files.

The first section is identified by the header "-- Truncated Files --". Each line of this section identifies one file whose name was truncated. The line consists of four fields, separated by tabs:

- Node ID - a numeric identifier for the node that owns the file.
- Filespace ID - a numeric identifier for the file's filespace.
- New Name - the system generated name that was assigned to the file.
- Original Name - the original name of the file.

The second section is identified by the header "-- Node and Filespace Names --". Each line in this section maps the node ID and filespace ID associated with one or more of the files in the first section to a node name and filespace name that can be specified on a restore command. The line consists of four fields, separated by tabs:

- Node ID - a numeric identifier for the node that owns the file.
- Node Name - the name of the node associated with the node ID.
- Filespace ID - a numeric identifier for the file's filespace.
- Filespace Name - the name of the filespace associated with the filespace ID.

**User response:** Inspect the contents of the specified log file. If necessary, use the information in the log file to restore the files to their original name.

---

**ANR1817W** *command:* **No valid nodes were identified for import on target server** *tgtServerName.*

**Explanation:** During a server-to-server export, the import process on the target server reported that none of the node definitions in the export data were valid for import. No node data was imported on the target server.

**System action:** None.

**User response:** Check for warning or error messages on the target server and handle as needed.

---

**ANR1818W** *command:* **No valid nodes were identified for import.**

**Explanation:** During a server import process none of the node definitions in the import data were valid for import. No node data was imported.

**System action:** None.

**User response:** Check for warning or error messages during the import process on the server and handle as needed.

---

**ANR1819E** **Permission denial to device** *device name.*

**Explanation:** A read-only attribute is assigned to non-root users and their tape device files. If this attribute is not changed, non-root users cannot store data to tape devices. This only affects HP-UX, Linux, and Solaris operating systems.

**System action:** The open operation fails.

**User response:** Issue the CHMOD system command to change the read-only attribution for specific tape device files and run the previously failed operation again. See Technote 1321130 for details about resolving this problem: <https://www-304.ibm.com/support/docview.wss?uid=swg21321130>

---

**ANR1820E** **The server could not connect to the database manager by using TCP/IP port** *port number.*

**Explanation:** The server attempted to connect to the database by using TCP/IP, but it was not able to do so.

**System action:** The server stops.

**User response:** First, verify that the port number is not already in use. Possible methods include:

- On Unix systems, inspect /etc/services for an occurrence of the port number.
- Use the netstat command to determine if a service is listening on the port number.

If a conflict is detected, specify a different port number on the DBMTCPPORT option in the server options file and restart the server.

If no conflict is found, use the "db2 get database manager config" command to verify that the SVCENAME configuration parameter is set to the port number identified by the message. If not, then use the "db2 update database manager config using SVCENAME port number" command to manually update the configuration parameter. Ensure that the value specified is also specified on the DBMTCPPORT server option. Restart the server.

Finally, use the "db2set" command to verify that the DB2COMM environment variable is set to "TCPIP". If not, then use the "db2set DB2COMM=TCPIP" command to set the environment variable and restart the server.

---

**ANR1821W** **Event logging is not started for the** *receiverName* **receiver.**

**Explanation:** In response to a BEGIN EVENTLOGGING command, recording of event log records to the specified receiver was attempted. The event logging for the specified receiver is already started because either the receiver is currently running or the receiver was terminated previously and is still in the process of writing the messages that were queued up for processing.

**System action:** None.

**User response:** Check to see if the event log receiver is already started by issuing the QUERY STATUS command, and checking the Active Receivers field. Some event log receivers such as FILETEXT, FILETEXTXIT, USEREXIT, and Tivoli receiver, can be started during server initialization if they are configured in the server options file.

- If the event log receiver is already started you do not take any further action.
- If the event log receiver is not currently running then wait and try to start it again after a short delay.

---

**ANR1822I** Event logging ended for the *receiverName* receiver.

**Explanation:** In response to an END EVENTLOGGING command or because an error occurred, event log records are no longer being output to the specified receiver.

**System action:** None.

**User response:** None.

---

**ANR1823I** Event logging ended for all receivers.

**Explanation:** In response to an END EVENTLOGGING command, event log records are no longer being output to any receiver.

**System action:** None.

**User response:** None.

---

**ANR1824E** Event logging is inactive for the specified receiver.

**Explanation:** An END EVENTLOGGING command has been entered, but logging is not active for the specified receiver.

**System action:** The command is ignored.

**User response:** If logging is desired, use the ENABLE EVENT and BEGIN EVENTLOGGING commands to activate event logging.

---

**ANR1825I** Event logging active for the *receiverName* receiver.

**Explanation:** In response to a BEGIN EVENTLOGGING command, event log records are now being output to the specified receiver.

**System action:** None.

**User response:** None.

---

**ANR1827E** *Eventlog command: No valid receiver specified.*

**Explanation:** An event logging command has been entered, and no valid receivers were specified.

**System action:** The command is ignored.

**User response:** Reissue the command with the correct receiver.

---

**ANR1828W** Session *session number* for node, admin, or server name (client platform) refused - protocol *protocol* required.

**Explanation:** No TLS/SSL connection was established, therefore the server did not start a session because an TLS/SSL connection with a higher protocol is required.

**System action:** Server operation continues.

**User response:** Configure the client or target server to use a higher TLS/SSL protocol. This may require importing a new server certificate on the client or target server. For example, import the cert256.arm instead of the cert.arm file.

---

**ANR1829E** *Eventlog command: Server events may not be disabled for the activity log receiver.*

**Explanation:** A DISABLE EVENT command has been entered for the activity log receiver.

**System action:** The command is ignored for the activity log receiver. Any valid receivers specified are processed.

**User response:** Reissue the command with the correct receiver.

---

**ANR1830E** *receiverName* receiver options not defined in the server options file.

**Explanation:** A BEGIN EVENTLOGGING command has been entered for a receiver, but the required receiver options were not specified in the server options file.

**System action:** Logging is not started for the specified receiver.

**User response:** Enter the receiver options in the server options file and restart the server.

---

**ANR1831I** Event logging of client events ended for ACTLOG receiver.

**Explanation:** An END EVENTLOGGING command has been entered for the activity log receiver.

**System action:** The server no longer records client events in the activity log. Server events continue to be recorded in the activity log.

**User response:** None.

---

**ANR1842E** An error occurred on the *receiverName* receiver.

**Explanation:** An error occurred on the specified receiver.

**System action:** The server no longer sends events to the receiver.

**User response:** Issue a BEGIN EVENTLOGGING command for the receiver to attempt to start logging events to the receiver again.

---

**ANR1843I** Fasp monitor collector finished and exiting.

**Explanation:** The Fasp monitor processing collector is terminating processing because the Fasp monitoring

function has been set to off or the system is shutting down.

**System action:** None, the Fasp monitor collector terminates.

**User response:** The Fasp status processing was turned off using the SET MONITORFASP command.

---

**ANR1844I** *Eventlog command* **command processed.**

**Explanation:** The specified command was processed.

**System action:** None.

**User response:** If any previous messages indicate that parts of the command failed, reissue the command for those parts only.

---

**ANR1850E** **Circular event logging detected. The event server has previously handled event *Event number* from *Source trail*. To prevent looping, events which have already been logged by the event server are not sent again. Please correct the situation causing circular logging to avoid wasting system resources.**

**Explanation:** The server is attempting to log an event which has previously been handled by the event server that is currently defined.

**System action:** The event is not sent to the event server. Other events will still be sent, and this message will be issued periodically if this situation is detected again.

**User response:** Determine what is wrong with the server to server event logging setup, and fix the problem.

---

**ANR1851E** **The source trail for server to server event logging has exceeded the maximum length of *Maximum sourcetrail length* bytes.**

**Explanation:** While attempting to log an event to the event server, the server has found that the source trail length is too long.

**System action:** The server continues to try to send the event to the event server, but the source trail may be truncated and appear something like:

```

name1>...>namex>namey
where,
name1    is the originator of the event.
...      is where intervening server name(s)
          have been left off the source trail.
```

**User response:** Most likely you are using very long server names and/or have excessive hops from server to server. Either use shorter server names or change

your configuration to reduce the number of hops.

---

**ANR1852E** **Unable to send header to TEC at TEC server *rc* return code**

**Explanation:** A network error has occurred in attempting to send the event header to the Tivoli Enterprise Console.

**System action:** None.

**User response:** Verify network connections and contact your service representative if this error persists.

---

**ANR1853E** **Unable to send data to TEC at TEC server *rc* return code**

**Explanation:** A network error has occurred in attempting to send the event data to the Tivoli Enterprise Console.

**System action:** None.

**User response:** Verify network connections and contact your service representative if this error persists.

---

**ANR1854E** **Unable to flush data to TEC at TEC server *rc* return code**

**Explanation:** A network error has occurred in attempting to flush data to the Tivoli Enterprise Console.

**System action:** None.

**User response:** Verify network connections and contact your service representative if this error persists.

---

**ANR1855E** **Failure validating protocol between client and server for node *node* on session *session number***

**Explanation:** For a node having the "VALIDATE PROTOCOL" option set to either "DATAONLY" or "ALL", a validation error occurred. The transaction is aborted and an indication is sent to the client indicating the failure.

**System action:** None.

**User response:** Verify network connections and contact your service representative if this error persists.

---

**ANR1856W** **Command: No volumes selected to process.**

**Explanation:** No volumes were eligible for processing by the AUDIT VOLUME command based upon the parameters specified.

**System action:** The AUDIT VOLUME process ends without processing any volumes.

**User response:** Review the parameters specified for the command. If there was an error specifying a

parameter, re-issue the command with the parameter corrected.

---

**ANR1857I    AUDIT VOLUME will start *count* repair processes.**

**Explanation:** The AUDIT VOLUME command will process a range of volumes due to one or more of the following parameters having been specified: FROMDATE, TODATE, or STGPOOL. The AUDIT VOLUME processing will start a process for each volume that qualifies and process an AUDIT VOLUME for each volume with FIX=YES specified.

**System action:** One or more volumes are audited and inconsistent data is discarded.

**System action:** The administrator is asked whether to continue.

**User response:** Enter 'Y' to audit the volume or 'N' to stop the process.

---

**ANR1858I    AUDIT VOLUME will start *count* inspect processes.**

**Explanation:** The AUDIT VOLUME command will process a range of volumes due to one or more of the following parameters having been specified: FROMDATE, TODATE, or STGPOOL. The AUDIT VOLUME processing will start a process for each volume that qualifies and process an AUDIT VOLUME for each volume with FIX=NO specified.

**System action:** The administrator is asked whether to continue.

**User response:** Enter 'Y' to audit the volume or 'N' to stop the process.

---

**ANR1859W    Node *node* on session *session id* received CRC protocol validation information when it is not configured to do so.**

**Explanation:** The server received protocol validation information for the session and node specified. The settings for this node are not configured to perform protocol validation and any CRC information received will be ignored.

**System action:** The server operation continues.

**User response:** The server administrator should evaluate whether or not this node should perform protocol validation. If so, issue the UPDATE NODE command and specify the VALIDATEPROTOCOL option with the appropriate setting to enable protocol validation.

If this is a TYPE=SERVER node for the target of a virtual volume operation and protocol validation is not desired, the server definition on the source server should be updated with VALIDATEPROTOCOL=NO set. Otherwise, if protocol validate is desired, the

SERVER type node on the target server should be updated using the UPDATE NODE command with VALIDATEPROTOCOL=ALL.

---

**ANR1860E    Drive with serial *serial* element *element* port *port* and target *target* lun *lun* does not match with the library *libraryPath* .**

**Explanation:**

**System action:**

**User response:**

---

**ANR1861E    Drive with element *element* port *port* and target *target* lun *lun* does not match with the library *libraryPath* .**

**Explanation:**

**System action:**

**User response:**

---

**ANR1862W    *command*: This command will remove all replication information for the server with ID *Unique ID*.**

**Explanation:** All replication information stored on this server that references the indicated server will be deleted. Subsequent replications to the indicated server may cause data to be re-sent.

**System action:** The system asks whether you wish to continue with the REMOVE REPLSERVER command.

**User response:** To process the REMOVE REPLSERVER command, enter 'Y' to continue or 'N' to stop the process.

---

**ANR1863E    library *libraryPath* and serial *serial* does not support Read Element Status command. It is very old and should be replaced with newer model.**

**Explanation:**

**System action:**

**User response:**

---

**ANR1864E    library *libraryPath* does not support Read Element Status command and it does not have a serial number. It is very old and should be replaced with newer model.**

**Explanation:**

**System action:**

**User response:**



---

**ANR1865I** *export command : Summary for Restartable Export operation export identifier :*

**Explanation:** A summary of the total number of objects transmitted in the restartable export operation with *export identifier* is displayed following this message.

**System action:** Export processing for the command ends. Server operation continues.

**User response:** None.

---

**ANR1866I** *Export/import command: Processing suspended with status status.*

**Explanation:** The background process to service the command *command* was suspended with a SUSPEND command.

**System action:** Processing for the command *command* stops. Statistics on the number and type of objects moved, together with the total number of bytes copied, are displayed on the server console following this message.

**User response:** None.

---

**ANR1867I** *Export/import command: Processing completed with status status.*

**Explanation:** The background export or import process to service the command *export/import command* has completed with status *status*. If the status is INCOMPLETE, some files have been skipped due to errors reading or writing the file.

**System action:** Export or import processing for the command completes. Statistics on the number and type of objects moved, together with the total number of bytes copied, are displayed on the server console following this message. A summary of the number of files that were skipped is also displayed.

**User response:** None.

---

**ANR1868I** *Export/import command: Copied filespace number file spaces archive number archive files, backup number backup files, and spacemg number space managed files.*

**Explanation:** The background export or import process to service the command *export/import command* copies *filespace number* client file space definitions, *archive number* archive file copies, *backup number* backup file copies, and *spacemg number* space-managed files from either the server database to export media or from import media into the server database. Data is not actually moved if Preview=Yes is specified in the command *export/import command*.

**System action:** Export or import processing for the command completes. Server operation continues.

**User response:** None.

---

**ANR1869W** *Export/import command: Skipped archive number archive files, backup number backup files, and spacemg number space managed files.*

**Explanation:** The background export or import process to service the command *export/import command* skipped *archive number* archive file copies, *backup number* backup file copies, and *spacemg number* space-managed files from either the server database to export media or from import media into the server database. Data is not actually moved if Preview=Yes is specified in the command *export/import command*.

**System action:** Export or import processing for the command completes. Server operation continues.

**User response:** Check previous messages for the names of the files that were not exported or imported, and problem determination information.

---

**ANR1870I** *Export/import command: Copied number bytes of data.*

**Explanation:** The background export or import process to service the command *export/import command* copies *number* bytes of data from the server database and data storage to the export media or from the export media to the server database and data storage. Data is not moved if Preview=Yes is specified in the command *export/import command*. This figure can be used during export preview processing to estimate the number of removable media volumes needed to hold the exported information from the server.

**System action:** Export or import processing for the command completes. Server operation continues.

**User response:** None.

---

**ANR1871I** *Export/import command: Copied number kilobytes of data.*

**Explanation:** The background export or import process to service the command *export/import command* copies *number* kilobytes of data from the server database and data storage to the export media or from the export media to the server database and data storage. This figure can be used during export preview processing to estimate the number of removable media volumes needed to hold the exported information from the server.

**System action:** Export or import processing for the command completes. Server operation continues.

**User response:** None.

---

**ANR1872I** *Export/import command: Copied number megabytes of data.*

**Explanation:** The background export or import process to service the command *export/import command* copies *number* megabytes of data from the server database and data storage to the export media or from the export media to the server database and data storage. This figure can be used during export preview processing to estimate the number of removable media volumes needed to hold the exported information from the server.

**System action:** Export or import processing for the command completes. Server operation continues.

**User response:** None.

---

**ANR1873I** *Export/import command: Copied number gigabytes of data.*

**Explanation:** The background export or import process to service the command *export/import command* copies *number* gigabytes of data from the server database and data storage to the export media or from the export media to the server database and data storage. This figure can be used during export preview processing to estimate the number of removable media volumes needed to hold the exported information from the server.

**System action:** Export or import processing for the command completes. Server operation continues.

**User response:** None.

---

**ANR1874I** *Export/import command: Copied number terabytes of data.*

**Explanation:** The background export or import process to service the command *export/import command* copies *number* terabytes of data from the server database and data storage to the export media or from the export media to the server database and data storage. This figure can be used during export preview processing to estimate the number of removable media volumes needed to hold the exported information from the server.

**System action:** Export or import processing for the command completes. Server operation continues.

**User response:** None.

---

**ANR1875I** *Export/import command: Detected number errors.*

**Explanation:** The background export or import process to service the command *export/import command* detects *number* errors while copying information from the server database and data storage to the export media or from the export media to the server database and data storage.

**System action:** Export or import processing for the command completes. Server operation continues.

**User response:** Examine the server messages issued prior to this message to view the error. Use the QUERY ACTLOG command to view the activity log and search for messages.

---

**ANR1876W** *Export/import command: Detected an unexpected value, value, for the data-transfer path option setting for node node name. The default value of 'ANY' is used for the node.*

**Explanation:** The export or import operation detected an unexpected data-transfer path value for the node. As a result, the default value of 'ANY' is used for the node and indicated data-transfer path option.

**System action:** Export or import processing for the command completes. Server operation continues.

**User response:** If the data-transfer path setting of 'ANY' is acceptable for the node, do nothing further. If you must change the setting, use the UPDATE NODE command.

---

**ANR1877E** *NAS backup process terminated - NAS file server NAS file server name reported illegal arguments.*

**System action:** The indicated process ends.

**User response:** Verify that the filespace exists on the NAS file server. If backing up a NAS virtual filespace verify that the path specified in the virtual filespace exists.

For details about how to identify the cause of the terminated NDMP operations, see the NAS file-server documentation. Check the NDMP logs for the NAS file server and correct the cause of the errors and restart the operation.

---

**ANR1878E** *A database manager configuration parameter cannot be updated. The value of the DIAGSIZE parameter is greater than the amount of free space available in the database manager's diagnostic data directory.*

**Explanation:** The error occurred because the current value of the DIAGSIZE database manager configuration parameter is greater than the amount of free space in the drive or the file system that contains the diagnostic data directory.

**System action:** The operation fails. Depending on the configuration parameter that is being updated, the server might stop.

**User response:** Complete one of the following options:

- Specify a smaller value for DIAGSIZE.

- Change the location of the diagnostic data directory to a drive or file system that has more free space.
- Increase the amount of free space on the drive or file system containing the diagnostic data directory.

To check the current setting of the DIAGSIZE configuration parameter, issue the following database command:

```
db2 get dbm cfg
```

and search for "DIAGSIZE".

To change the value of the DIAGSIZE configuration parameter, issue the following command:

```
db2 update dbm cfg using DIAGSIZE new_size
```

`new_size` is the value, in megabytes, of the DIAGSIZE configuration parameter. The value must be 2 or greater.

For more information, see "Locating DB2 diagnostic log files" in the product information (<http://www.ibm.com/support/knowledgecenter/SSEQVQ/>).

---

**ANR1879E** *command: Multiple replication server IDs match the specified ID pattern.*

**Explanation:** During a REMOVE REPLSERVER command, a wildcard was used for the replication server ID. This resulted in more than 1 matching server ID. To avoid accidental erasure of replication information, only a single replication server ID can be removed at a time.

**System action:** The command is terminated by the server.

**User response:** Issue the REMOVE REPLSERVER command with a more specific replication server ID value such that only one matching server ID is selected.

---

**ANR1880W** *Server transaction was canceled because of a conflicting lock on table table name.*

**Explanation:** The server online reorganization for the referenced table could not be completed because of a lock conflict between the reorganization process and a server process. The server process was canceled to allow the reorganization process to be completed. In some cases, the server might need to cancel multiple server processes to resolve the lock conflict. Consequently, this message might be displayed multiple times as server processes are forced to stop. In addition, other server application error messages might be displayed as the lock conflicts are resolved.

**System action:** The server will continue to operate; however, until the lock conflict is resolved, no new reorganizations will be started.

**User response:** Review the server activity log and determine whether a critical server operation was canceled that should be restarted. If so, restart the server operation.

---

**ANR1881E** *Command or operation: Failure because the LDAPUSER password is expired.*

**Explanation:** The password credentials for the user account specified as the LDAPUSER are expired and need to be updated.

**System action:** The operation fails.

**User response:** The administrator for the LDAP directory server must update the password for the LDAPUSER account in the LDAP directory server. Then, after the LDAP administrator updates the password, issue the LDAPPASSWORD command to match the new password. Reissue the command that failed.

---

**ANR1882E** *Command or operation: A password was reset and must change while accessing the LDAP administrator or node entry admin or node name with administrator/node name or LDAPUSER credentials.*

**Explanation:** The password credentials used for this operation were reset and you must update the password on the LDAP directory server.

**System action:** The operation requires a password update.

**User response:** If the operation used the LDAPUSER credentials, update the password for the user account specified as the LDAPUSER in the LDAP directory server. If the operation used node or administrator credentials, a password expiration status is issued to force a password update.

---

**ANR1883E** *Command or operation: An access failure occurred while accessing the LDAP administrator or node entry admin or node name with administrator/node name or LDAPUSER credentials.*

**Explanation:** The command failed after the IBM Spectrum Protect server accessed an entry in the LDAP directory server and received a locked account error.

**System action:** The operation fails.

**User response:** If the operation used the LDAPUSER credentials, unlock the user account specified as the LDAPUSER in the LDAP directory server. If the operation used a node or administrator credentials, unlock the node or administrator by issuing the UPDATE NODE or UPDATE ADMIN command with a password or directly unlock the node or administrator account in the LDAP directory server.

---

**ANR1884E** *Command or operation: An authentication failure occurred with the LDAP directory server when the LDAPUSER credentials were used.*

**Explanation:** The IBM Spectrum Protect server tried to authenticate and access was denied.

**System action:** The operation fails.

**User response:** Validate that the LDAPUSER, the LDAPPASSWORD, and the LDAPURL are set to the correct values. Correct any invalid setting and reissue the command or operation.

---

**ANR1885E** *Command or operation: Permission was denied when the LDAP administrator or node entry admin or node name was accessed as administrator/node name or LDAPUSER.*

**Explanation:** The command failed after the IBM Spectrum Protect server authenticated with the LDAP directory server as the LDAPUSER. Permission was denied when the server tried to add, modify or delete an entry in the LDAP directory server.

**System action:** The operation fails.

**User response:** The user specified by the LDAPUSER needs full access control over the distinguished name (DN) specified in the LDAPURL server option. Correct the access control rights of the LDAPUSER or provide a different LDAPUSER who has full access control rights over the IBM Spectrum Protect server's DN.

---

**ANR1886E** *Entry entry name was not found in the LDAP directory server.*

**Explanation:** The command failed because the IBM Spectrum Protect server tried an operation on an LDAP entry that was not found on the LDAP directory server.

**System action:** The operation fails.

**User response:** The IBM Spectrum Protect server tried an operation with the LDAP directory server and the operation failed because the entry could not be found. To insert a new entry for this node or administrator, issue an UPDATE NODE or UPDATE ADMIN command and provide a password.

---

**ANR1887E** *Command or operation: Failure when working with the LDAP directory server.*

**Explanation:** The command or operation failed because of an error returned by the LDAP directory server.

**System action:** The operation fails.

**User response:** The IBM Spectrum Protect server ran an operation with the LDAP directory server and the

operation failed. Specific error details are contained in previous messages. The common causes of LDAP failures are as follows:

- A communication error occurred with the LDAP directory server
- The LDAPURL is invalid or missing (wrong hostname or base DN)
- The LDAPUSER is invalid or missing (wrong value or locked)
- The LDAPPASSWORD is invalid or missing (wrong value or expired)

Update the LDAP directory server settings or contact your LDAP administrator to resolve this issue

---

**ANR1888W** *Session session number for node node name (client platform) refused - client requires SSL connection with this server.*

**Explanation:** No SSL connection was established, therefore the server did not start a client session because the client node or admin requires an SSL connection.

**System action:** Server operation continues.

**User response:** Configure the client to use SSL or update the node or admin definition on the server such that SSL is not required (update SSLREQUIRED parameter). If the node is created with SSLREQUIRED=SERVERONLY, a corresponding admin definition is created with SSLREQUIRED=YES. To use a non-SSL session with a storage agent, rename the admin with the identical name by issuing the RENAME ADMIN command.

---

**ANR1889W** *Session session number was terminated during backup for node node name (client platform), with file space filespace id or name because a restore operation is in progress.*

**Explanation:** During a file backup operation, the server ends a node session because one or more files are locked by a restore operation.

**System action:** The backup session is terminated by the server.

**User response:** Issue the QUERY RESTORE command with FORMAT=DETAILED to determine if the restore operation is active or is in a restartable state. A restartable restore operation keeps files locked until the amount of time that is specified for the RESTOREINTERVAL server option is reached. You can lower this value to free up locked files. Issue the QUERY OPTION command to display the current setting for the RESTOREINTERVAL option.

If you received this message due to a client backup operation, restart the operation after the restore

operation has completed in order to move any remaining files. You can also cancel the restartable restore session with the CANCEL RESTORE command.

---

**ANR1890W** Backup operation for session *session number* **node client node name failed due to root-only restriction.**

**Explanation:** The backup operation failed because a non-root user attempted the operation. A restriction is in place to disallow backup operations by non-root users for the indicated node.

**System action:** The backup operation is terminated. A message is issued by the client. For clients that are levels prior to 6.3, message ANS0350E may appear.

**User response:** Retry the backup operation as the root user.

---

**ANR1891E** Command or operation: **The operation cannot be completed when the Lightweight Directory Access Protocol (LDAP) mode is set to Integrated.**

**Explanation:** In Integrated mode, the LDAP directory cannot be modified, except to delete users or change passwords. To delete users or change passwords, the user ID that is specified with the SET LDAPUSER command must have sufficient authority.

**System action:** The operation fails.

**User response:** Run the operation by using LDAP utilities instead of server commands.

---

**ANR1892W** Process *process ID* for *process name* **completed with a completion state of SUCCESS but warning or more-severe messages were issued.**

**Explanation:** The process completed with a completion state of SUCCESS but warning messages or more-severe messages were issued by this process. This process may not have completed all of the processing.

**System action:** None.

**User response:** Review the messages in the activity and event logs that were issued by this process. Determine if the conditions that caused these messages to be issued had an affect on the operation.

---

**ANR1893E** Process *process ID* for *process name* **completed with a completion state of FAILURE.**

**Explanation:** The process completed with a state of FAILURE.

**System action:** None.

**User response:** Review the messages in the activity and event logs that were issued by this process.

Determine the conditions that caused these messages to be issued, resolve those issues and retry the operation.

---

**ANR1894E** command: **Processing for node *node name*, file space *file space name* failed because of a lock conflict.**

**Explanation:** The server could not obtain a resource that is required to process the indicated file space.

**System action:** The command continues, but processing of the indicated file space fails.

**User response:** To increase the probability of acquiring all of the necessary resources, issue the indicated command when server activity is relatively low.

---

**ANR1895W** Command or operation: **The password for the node *node name* now uses case-sensitive passwords.**

**Explanation:** The node is authenticating with an LDAP directory server. The LDAP authentication password policy is dictated by the LDAP directory server and this usually requires passwords to be case-sensitive.

**System action:** None.

**User response:** None.

---

**ANR1896E** Unable to allocate volume *volume name* **because it is still referenced in the volume history.**

**Explanation:** The volume cannot be allocated because the active volume history record shows the volume as being in use.

**System action:** The active volume history record shows the volume as being in use.

**User response:** The volume is being managed by the server or it might be incorrectly referenced in the volume history table due to out-of-date records. To check the records and confirm the volume history status, issue the QUERY VOLHISTORY command. If there is an invalid volume history record, use the DELETE VOLHISTORY command to remove the record. If the DELETE VOLHISTORY command fails, contact IBM Software Support to remove the record.

---

**ANR1897I** LDAP password removed.

**Explanation:** The password that the server uses to authenticate with the LDAP server was removed by the SET LDAPPASSWORD command.

**System action:** None.

**User response:** None.

---

**ANR1898I LDAP user name removed.**

**Explanation:** The LDAP user distinguished name (DN) that the server uses to authenticate with the LDAP server was removed by the SET LDAPUSER command.

**System action:** None.

**User response:** None.

---

**ANR1899W Command or operation: Unable to work with the LDAP directory server.**

**Explanation:** The command or operation finished, but the IBM Spectrum Protect server did not work with the LDAP directory server because the LDAP directory server configuration is incomplete. If a node or administrator was being created or updated on the LDAP server, you cannot use it to logon until the server is able to use LDAP directory server information.

**System action:** The operation finished, but information was not added to the LDAP directory server.

**User response:** An operation was run on the IBM Spectrum Protect server with the LDAP directory server. The operation succeeded, but information was not added to the LDAP directory server because the LDAP directory server configuration is incomplete. Common incomplete configuration scenarios are as follows:

- LDAPURL values were not provided in the server options file
- The LDAPUSER is invalid (wrong value or locked)
- The LDAPPASSWORD is invalid (wrong value or expired)

Update the LDAP directory server information or contact your LDAP administrator to resolve this issue. After completing the LDAP configuration, when you add a node or admin with LDAP authentication, you are required to submit a new password when you log on to the IBM Spectrum Protect server.

---

**ANR1900E Path between server *server source* and library *parm* is not allowed.**

**Explanation:** You must specify a path from the current server to the library when you are defining the library. You cannot specify a path from a different server.

**System action:** The server ignores the command.

**User response:** Reissue the command with a different source or destination name or define a new path.

---

**ANR1901I The specified session is associated with *process name* **process process id** and can not be cancelled.**

**Explanation:** The server can not cancel the session because it is associated with a running process.

**System action:** Server operation continues.

**User response:** The session can only be cancelled by cancelling the associated process. Use the CANCEL PROCESS command to cancel a process.

---

**ANR1902W Node *node name* on server *server name* is not enabled for replication. It will not be replicated.**

**Explanation:** The server is not able to replicate the specified node because the node on the specified target server is not enabled for replication.

**System action:** The node is not replicated to the specified server. Server operation continues.

**User response:** Enable the node on the target server for replication and rerun the replication command.

---

**ANR1903E Export *export name* is not defined.**

**Explanation:** An NFS client attempted to mount the specified name as a mount point. The specified name is not currently being exported by the server.

**System action:** The server does not provide an export of the specified directory.

**User response:** Ensure that an NFS ADDEXPORT command was issued for the specified node.

---

**ANR1904E Missing or invalid value for *option*. A valid directory needs to be defined for this.**

**Explanation:** The server detects a missing or invalid value for a server option. A valid directory needs to be defined for this option.

**System action:** Server initialization stops.

**User response:** Correct the error and restart the server.

---

**ANR1905E Path *dir name* for *parm* does not exist or is not empty.**

**Explanation:** The directory specified does not exist or is not empty.

**System action:** The server stops.

**User response:** Reissue the command with a valid path name.

---

---

**ANR1906E** *Command: failed to extend the database space.*

**Explanation:** A failure occurred during the extend database space. This occurred during the processing of a 'EXTEND DBSPACE' command.

**System action:** Server operation continues.

**User response:** Review error messages to determine the cause of the failure and retry the 'EXTEND DBSPACE' once the issue has been resolved. If unable to determine the cause of the failure or to resolve it, please contact your IBM service representative for further assistance.

---

**ANR1907E** *The server can not resolve absolute path of directory *dir name*. That path might not exist.*

**Explanation:** The directory specified does not exist or is not accessible.

**System action:** The server operation stops.

**User response:** Reissue the command with a valid path name.

---

**ANR1908W** *Invalid value for parameter *parameter* - *parameter value*MB. The default value *default value*MB is used for this parameter.*

**Explanation:** The value (*parameter value*) specified for the (*parameter*) parameter is not a valid. The server uses the default value for this parameter.

**System action:** Processing of the command continues by using the default value.

**User response:** Verify that the correct value have been used. Update the value, if necessary.

---

**ANR1909W** *Invalid value for option name *option* - *option valuetype*. The default value *default valuetype* is used for this option.*

**Explanation:** The value (*option value*) specified for the (*option*) option is not valid. The server uses the default value for this parameter.

**System action:** Server operation continues.

**User response:** Verify that the correct value have been used. Update the value, if necessary.

---

**ANR1910E** *Directory *directory name* is already defined for other path in the command.*

**Explanation:** While processing the command argument list, a duplicate path name has been encountered.

**System action:** The command terminates.

**User response:** Issue the command again, specifying a directory that is not in the argument list.

---

**ANR1911W** *Invalid value for option name *option* - *option valuetype*. The default value *default valuetype* is used for this option.*

**Explanation:** The value (*option value*) specified for the (*option*) option is not valid. The server uses the default value for this parameter.

**System action:** Server operation continues.

**User response:** Verify that the correct value have been used. Update the value, if necessary.

---

**ANR1912I** *Stopping the activity log because of a server shutdown.*

**System action:** Stopping the activity log because of a server shutdown.

**User response:** None.

---

**ANR1913I** **command* successfully started *number of processes* IDENTIFY processes.*

**System action:** The server successfully started the indicated number of IDENTIFY processes.

**User response:** Review the status of the identify processes using the QUERY PROCESS or QUERY ACTLOG commands.

---

**ANR1914I** **command* successfully ended *number of processes* IDENTIFY processes.*

**System action:** The server successfully ended the indicated number of IDENTIFY processes.

**User response:** Review the status of the identify processes using the QUERY ACTLOG command.

---

**ANR1915I** *Autocopy process *process ID* started transferring data to target storage pool *storage pool name*.*

**Explanation:** An autocopy process to the named active-data or copy storage pool has started.

**System action:** None.

**User response:** None.

---

**ANR1916I** *Autocopy process *process ID* ended successfully for storage pool *storage pool name*. Files Transferred: *number of files*, Bytes Transferred: *number of bytes*.*

**Explanation:** An autocopy process to the named active/copy storage pool has ended successfully.

**System action:** None.

**User response:** None.

---

**ANR1917E** Autocopy process *process ID* failed for storage pool *storage pool name*. Files Backed Up: *number of files*, Bytes BackedUp: *number of bytes*. Result code: *return code*.

**Explanation:** An autocopy process to the named active/copy storage pool has ended in failure.

**System action:** None.

**User response:** Check the activity log for messages that were issued prior to completion. The messages may give more information about the failure.

---

**ANR1918I** Autocopy process *process ID* stopped for storage pool *Storage pool name* because of a server error.

**Explanation:** An autocopy process to the named active-data or copy storage pool has been disabled.

**System action:** None.

**User response:** Check the activity log for messages that were issued before the process stopped. The messages may give more information about the failure.

---

**ANR1919W** Autocopy process *process ID* was disabled for storage pool *Storage pool name* . At least one storage pool in the hierarchy is enabled for deduplication.

**Explanation:** All autocopy processes have been disabled because at least one target storage pool is enabled for deduplication.

**System action:** None.

**User response:** Either disable deduplication for all storage pools in the storage-pool hierarchy or remove the deduplicated storage pool from the autocopy storage-pool hierarchy.

---

**ANR1920W** A query for the number of HBA adapters has timed out with a current value of *timeout value*.

**Explanation:** The HBAAPI function to get the number of HBA adapters failed with a time out.

**System action:** None.

**User response:** Check all of the HBA adapters on the system and ensure that they are configured correctly. Increase the SANDISCOVERYTIMEOUT value and try again. If the SANDISCOVERYTIMEOUT option is not set, set it with a higher value.

---

**ANR1921W** A query for the name of an HBA adapter has timed out with a current value of *timeout value*.

**Explanation:** The HBAAPI function to get a name from an FC adapter failed with a time out.

**System action:** None.

**User response:** Check all of the HBA adapters on the system and ensure that they are configured correctly. If there is an FC adapter that is not functional, remove it from the system and reconfigure the HBA driver. If there is no device on an FC port, increase the SANDISCOVERYTIMEOUT value and try again. If the SANDISCOVERYTIMEOUT option is not set, set it with a higher value.

---

**ANR1922W** A request to open an HBA adapter timed out with a current value of *timeout value*.

**Explanation:** The HBAAPI function to open an FC adapter failed with a time out.

**System action:** None.

**User response:** Check all of the HBA adapters on the system and ensure that they are configured correctly. If there is an FC adapter that is not functional, remove it from the system and reconfigure the HBA driver. If there is no device on an FC port, increase the SANDISCOVERYTIMEOUT value and try again. If the SANDISCOVERYTIMEOUT option is not set, set it with a higher value.

---

**ANR1923W** A query for fibre channel adapter attributes has timed out after *timeout value* seconds.

**Explanation:** A request to the HBAAPI library to obtain attributes for a fibre channel (FC) adapter has failed to respond within the allotted time.

**System action:** None.

**User response:** Ensure all fibre channel adapters on the system are configured correctly. If there is an adapter that is non-functional, remove it from the system. If there is no device on an adapter port, increase the SANDISCOVERYTIMEOUT value to allow the operating system sufficient time to respond. If the SANDISCOVERYTIMEOUT option is not set, set it with a value higher than the default value.

---

**ANR1924W** A query for fibre channel (FC) port attributes has timed out after *timeout value* seconds.

**Explanation:** A request to the HBAAPI library to obtain port attributes for a fibre channel (FC) adapter has failed to respond within the allotted time.

**System action:** None.



**User response:** Ensure all fibre channel adapters on the system are configured correctly. If there is an adapter that is not functional, remove it from the system. If there is no device attached to a particular adapter, increase the SANDISCOVERYTIMEOUT value to allow the operating system sufficient time to respond. If the SANDISCOVERYTIMEOUT option is not set, set it with a value higher than the default value.

---

**ANR1925W** A query for the fibre channel (FC) target mapping has timed out after *timeout value* seconds.

**Explanation:** A request to the HBAAPI library to obtain target mappings for a fibre channel (FC) adapter has failed to respond within the allotted time.

**System action:** None.

**User response:** There might be too many devices to be discovered, given the allotted time. If the SANDISCOVERYTIMEOUT option is set, increase the value. If the SANDISCOVERYTIMEOUT option is not set, set the option to a value higher than the default value.

---

**ANR1926W** A SCSI inquiry has timed out after *timeout value* seconds.

**Explanation:** A request to the HBAAPI library to query SCSI devices has failed to respond within the allotted time.

**System action:** None.

**User response:** Ensure all devices connected to the fibre channel (FC) adapters are operational. Remove non-functional devices from the SAN and reconfigure the devices on the system. If there is no device on an FC port, increase the SANDISCOVERYTIMEOUT value and try again. If the SANDISCOVERYTIMEOUT option is not set, set it with a value higher than the default value.

---

**ANR1927W** Autocopy process *process ID* stopped for storage pool *Storage pool name*. The data format or device type was not compatible with the data format or device type of the primary pool.

**Explanation:** An autocopy process to the named active-data or copy storage pool was disabled.

**System action:** None.

**User response:** Use the QUERY STGPPOOL command to check the data format of the storage pools. Use the QUERY DEVCLASS command to check the device types of the device classes associated with the storage pools.

---

**ANR1928W** The file descriptor table for the SAN discovery process is full.

**Explanation:** There might be too many paths that have been changed and updated by the SAN discovery process.

**System action:** None.

**User response:** Use one of the following methods to resolve this problem:

- Use the SANREFRESHTIME option to increase the amount of time elapsed before the cached SAN discovery information is refreshed. For example: setopt sanrefreshtime 600.
- Increase the nofiles (descriptors) in ulimit and restart the IBM Spectrum Protect server.

---

**ANR1929E** Replication of node *node name* to target replication server *target server* failed. The replication mode of the source node is SYNCSEND, and the node is not defined on the target replication server.

**Explanation:** In order to replicate a node that is in Sync Send mode the target node must exist on the target replication server and be in Sync Receive mode.

**System action:** The replication of the node's data fails. Server operation continues.

**User response:** Issue the REMOVE REPLNODE command for the node on the source server, and then issue the UPDATE NODE command and specify ENABLED or DISABLED. The replication mode of the node on the source replication server is automatically set to SEND after the UPDATE NODE command is issued. After issuing the command, try the replication operation again.

---

**ANR1930E** *command*: There are no eligible filespace for node *node name*.

**Explanation:** The specified node has no applicable filespace to be processed by the command.

**System action:** The operation continues.

**User response:** Check the command settings for the filespace belonging to the node and retry the command.

---

**ANR1931E** *command*: No replication-eligible data was found for the specified nodes and file spaces.

**System action:** The operation ends.

**User response:** Verify that the specified nodes have data and file spaces. Verify that replication is enabled for data types in file spaces that you want to replicate. To determine the replication status for a file space, use the QUERY FILESPACE command.

---

**ANR1932I** *command:* **A NAS backup image for node *node name*, file space *filespace name* was skipped for replication.**

**Explanation:** The replication process has determined that a NAS backup image is not eligible for replication because the image, or one of its dependent files is stored in a non-native storage pool.

**System action:** Replication processing continues.

**User response:** No action is required.

---

**ANR1933W** **Replication of BACKUP data for file space *filespace name* on node *node name* skipped because of a restore operation on target server *target server*.**

**Explanation:** During replication processing, the file space on target replication server has a pending restore operation. Files can not be stored into the file space while the pending restore is active.

**System action:** The files are not replicated on the target replication server.

**User response:** Use the QUERY RESTORE command and specify the FORMAT=DETAILED parameter to determine if the restore operation is restartable on target replication server. A restartable restore operation locks the files. The files cannot be moved until the value for the RESTOREINTERVAL server option is reached. Use the QUERY OPTION command to display the RESTOREINTERVAL value. You can lower the RESTOREINTERVAL value to remove a restartable restore operation earlier in the replication process and to unlock the file space. Reissue the REPLICATE NODE command after the restore operation has completed to replicate any remaining files.

---

**ANR1934W** **REPLICATE NODE: Node *node name* is disabled.**

**Explanation:** The requested node is disabled for replication, and has been skipped.

**System action:** The replication proceeds, but this node is skipped.

**User response:** Enable the node for replication using the UPDATE NODE command and retry the REPLICATE NODE command.

---

**ANR1935W** **Session *session number* for node *node name* (*client platform*) refused because the server initialization is not complete after *timeout value* minutes.**

**Explanation:** The specified session is refused because the server initialization did not complete within the specified time.

**System action:** The session is ended and server initialization continues.

**User response:** Allow some time for the server initialization to complete and retry the session. If this message occurs regularly, consider increasing the value of the SESSIONSERVERINITTIMEOUT option in the server options file.

---

**ANR1936E** **Replication of data type data for file space *filespace name* (*fsId* *filespace id*) on node *node name* failed with reason: *reason*.**

**Explanation:** The server could not replicate the specified file space for the reason indicated in the message text.

**System action:** The command continues, but replication of the file space fails.

**User response:** Review the reason for the failure and correct the problem, if possible. Then rerun the REPLICATE NODE command.

---

**ANR1937I** **Failover Session *session num* for replica node *nodename* (*platform*) is enabled for store operations.**

**Explanation:** The specified replica node is in failover mode and is now eligible for store operations.

**System action:** Any store operations request by the client on this session will be allowed to proceed.

**User response:** None.

---

**ANR1938W** **The next storage pool is no longer defined for source pool *storage pool name*.**

**Explanation:** The storage pool that is being migrated no longer has a next storage pool to migrate data to.

**System action:** The migration fails because there is no target storage pool.

**User response:** Ensure that the storage pool being migrated has a next storage pool before running any further migration operations.

---

**ANR1939W** **Session *session number* for node *node name* (*client platform*) No failover server information currently exists for this node.**

**Explanation:** No failover server is identified for the node. The client removes any failover configuration that is stored in the client options file.

**System action:** Server operation continues.

**User response:** To ensure that failover can occur, replicate this node to a secondary server.

---

**ANR1940E** *Source file(line number): Unique ID generation failed with Return code.*

**Explanation:** An internal error occurred when a unique ID is created. This error message always accompanies another error message which provides more details about the error.

**System action:** Server operation continues.

**User response:** Review the reason for the failure and correct the problem, if possible.

---

**ANR1941I** *Replicating option set option set name from source server source server name.*

**Explanation:** A new option set which is referenced by a replicated node is created by the replication process from the definition on the source replication server.

**System action:** Server operation continues.

**User response:** None.

---

**ANR1942W** *Option set option set name already exists. Skipping for replication from source server source server name.*

**Explanation:** A new option set which is referenced by a replicating node is not replicated because an option set with the same name already exists on this server. The option set is not a replica of the option set for the source server.

**System action:** Server operation continues.

**User response:** In order to replicate the required option set, consider copying the option set to an option set with a different name and update the replicating node to reference the new option set.

---

**ANR1943I** *Replicated option set option set name being updated with option set from source server source server name.*

**Explanation:** An existing replicated option set on this server is updated with an option set with the same name from the source server.

**System action:** Server operation continues.

**User response:** None

---

**ANR1944I** *Replicating option set option set name with option count options needed by node referencing node to server target server.*

**Explanation:** An option set on this server is replicated to a target server because it is referenced by a node which is being replicated.

**System action:** Server operation continues.

**User response:** None

---



---

**ANR1945I** *Option set option set name successfully replicated to server target server.*

**Explanation:** An option set on this server has been successfully replicated to the target server.

**System action:** Server operation continues.

**User response:** None

---

**ANR1946W** *Option set option set name already exists on target server target server and is not replicated.*

**Explanation:** An option set on this server could not be replicated to the target server because an option set with the same name already exists on the target server.

**System action:** Server operation continues.

**User response:** A node that is replicated references an option set that exists on both the source and target servers. Determine which option set is used on the target server. When you decide which option to use, rename the definition on the other server by copying it to a new option set name and deleting the original option set.

---

**ANR1947E** *Replication of option set option set name to target server target server failed. See activity log on target server for possible errors.*

**Explanation:** An error occurred on the target server while replicating the specified option set.

**System action:** Server operation continues.

**User response:** Check the activity log of the target server for possible errors.

---

**ANR1948W** *Volume mount request for volume name denied - server operation cannot wait for the volume.*

**Explanation:** If an operation acquired a volume and a second operation waits for that same volume, the first operation does not wait to acquire any other volumes. If the first operation was allowed to wait for another volume, a deadlock could occur.

**System action:** Server operations continue, volume acquisition may be tried again, including attempts to mount scratch tapes, but the server operation does not wait to acquire the volume.

**User response:** If the server operation succeeds, no action is required. However, if the operation fails, you need to supply more scratch tapes to the storage pool.

---

---

**ANR1949W** Session *session number* for node *node name (client platform)* refused - the node has a unicode filesystem but the client does not use unicode.

**Explanation:** The server cannot accept the client session because the client's platform does not use unicode and the node already contains a unicode filesystem. The server records whether or not the client's data is unicode, and does not let the node change this attribute.

**System action:** Server operation continues, but the node session is refused.

**User response:** Logon to the server from a client with a platform that uses unicode data. For example, the original platform that was used to create the existing filesystems for this node. Alternatively, if the client node needs to change to the platform that is currently being attempted, remove the existing filesystems that contain unicode data and try the node connection again.

---

**ANR1950W** Device type *device type* in device class *device class* is not supported during a migration from z/OS to AIX, or from z/OS to Linux on System z. The device class will be skipped.

**Explanation:** During a migration from z/OS to AIX, or from z/OS to Linux on System z, a device class was encountered that had a device type that is not supported on the target platform.

**System action:** The device class will not be added to the target database.

**User response:** No action is required..

---

**ANR1951W** Device class *device class* uses a recording format *format (format code)* that is not supported for device type *device type*. FORMAT=DRIVE will be used instead.

**Explanation:** During a migration from z/OS to AIX, or from z/OS to Linux on System z, a device class was encountered that uses a recording format that is not supported by the device type on the target platform.

**System action:** The recording format will be replaced with FORMAT=DRIVE.

**User response:** Verify whether FORMAT=DRIVE supports your media type. If not, update the device class, specifying a supported recording format.

---

**ANR1952I** Library *library name* was added to the definition of device class *device class*.

**Explanation:** During a migration from z/OS to AIX, or from z/OS to Linux on System z, a device class definition was updated to include a library that will be used for accessing media through the z/OS Media Server.

**System action:** The device class will be modified to use the new library.

**User response:** No action is required.

---

**ANR1953E** command: *target platform* cannot be the target of a database upgrade from *source platform*.

**Explanation:** A cross-platform database upgrade is not supported between the indicated source and target platforms.

**System action:** The INSERTDB command stops.

**User response:** Rerun the INSERTDB command on a supported platform.

---

**ANR1954W** Library definition *library* was not sent to downlevel storage agent *stagent*.

**Explanation:** The storage agent has requested a definition for a library type that is not supported and the server has not sent the definition.

**System action:** The storage agent does not process the library definition.

**User response:** Upgrade the storage agent to a level that supports the library type.

---

**ANR1955E** The level of DB2 installed on the system (*current db2 level*) is lower than the required level (*required db2 level*).

**Explanation:** The DB2 level on the system does not meet the requirements for this server. The server package includes the required DB2 level which is installed along with the server. If the DB2 level is incorrect, it is possible that DB2 failed to upgrade during the server upgrade process.

**System action:** The server stops.

**User response:** To resolve the issue, complete the following steps: :

- 1. Verify the level of DB2 installed on the system:  
Run 'db2level'
  - 2. Review the installation log files to determine the problem that caused the DB2 upgrade failure.
  - 3. Fix the problem and install the server again.
  - Do not alter the DB2 software that is installed with IBM Spectrum Protect installation packages and fix packs. Do not install or upgrade to a different version, release, or fix pack of DB2 software. If you are unable to fix the problem, contact IBM Software Support.
-

---

**ANR1956W** The password for the administrator administrator name is expired.

**Explanation:** The administrator is attempting to open a session to a remote server. The password is expired on the local server.

**System action:** Operation continues. The remote session may be refused.

**User response:** Update the password at your earliest convenience.

---

**ANR1957W** Command or operation: The password for the administrator administrator name now uses case-sensitive passwords.

**Explanation:** The administrator is authenticating with an LDAP directory server. The LDAP authentication password policy is dictated by the LDAP directory server and this usually requires passwords to be case-sensitive.

**System action:** None.

**User response:** None.

---

**ANR1958I** Command: Administrator administrator ID is already registered and locked.

**Explanation:** An import process is trying to import an administrator ID that is registered and locked on the server.

**System action:** The process continues without importing the ID.

**User response:** Unlock admin ID ADMIN\_CENTER or log off the administrator. Try the operation again.

---

**ANR1959I** Status monitor collecting current data at time.

**Explanation:** The status monitor processing is collecting a current set of data for the server at the indicated time.

**System action:** The process collects the monitored status data elements.

**User response:** The monitor status processing is enabled using the SET MONITORSTATUS command. The interval with which it collects data is controlled by the SET STATUSREFRESHINTERVAL. If the status data is being collected too frequently, increase the collection interval. Note that the administrative graphical user interface relies upon this data, do not turn off the status monitor processing if this interface will be used for the administration of IBM Spectrum Protect.

---

**ANR1960I** Status monitor finished collecting data at time and will sleep for refreshinterval minutes.

**Explanation:** The status monitor processing finished a data collection cycle and will sleep for the indicated number of minutes before waking up and attempting to process again.

**System action:** The status monitor data collection process is idle.

**User response:** The monitor status processing is enabled using the SET MONITORSTATUS command. The interval with which it collects data is controlled by the SET STATUSREFRESHINTERVAL. If the status data is being collected too frequently, increase the collection interval. Note that the administrative graphical user interface relies upon this data, do not turn off the status monitor processing if this interface will be used for the administration of IBM Spectrum Protect.

---

**ANR1961I** Status monitor collector finished and exiting.

**Explanation:** The status monitor processing collector is terminating processing because the status monitoring function has been set to off.

**System action:** None, the status monitor collector terminates.

**User response:** The monitor status processing was turned off using the SET MONITORSTATUS command. As a result of this, the administrative graphical user interface will not be able to manage this server.

---

**ANR1962W** command: This command is being routed to one or more servers, so its potential effect cannot be determined. Depending on the parameters that you specify, the command can be destructive or can produce a large amount of output. Destructive commands can halt the server, delete data, or change data placement or retention policies.

**Explanation:** The command is destructive or produces a large amount of output.

**System action:** IBM Spectrum Protect prompts the user to continue.

**User response:** Enter 'Y' to continue with the command. Enter 'N' if you do not want to continue with the command.

---

**ANR1963E** command: This command cannot be issued from the server console.

**Explanation:** This command cannot be issued from the server console because it may require a long time to complete and the server console should be available to control other server functions.

**System action:** The server ignores the command and continues processing.

**User response:** Issue the command from an administrative client.

---

**ANR1964W** *command: This command may produce a large amount of output.*

**Explanation:** A command has been invoked that could potentially produce a large amount of output.

**System action:** The administrator is asked whether to continue.

**User response:** Enter 'Y' to continue with the command or 'N' to terminate the command.

---

**ANR1965E** *Command: You requested to add or remove filesystem *filesystem name* for the node collocation group *collocation group name*. Filespaces cannot be added to or removed from node collocation groups.*

**Explanation:** The command was issued and the specified collocation group exists. However, the collocation group is a node collocation group and a filesystem cannot be added to or removed from a node collocation group.

**System action:** Server operations continue, but the command is not processed.

**User response:** Issue the command and specify a registered collocation group that can contain filesystem collocation group members.

---

**ANR1966E** *Command: Specify the filesystem name for the collocation group *collocation group name*.*

**Explanation:** You did not provide the filesystem name for the filesystem collocation group. When you add or remove a collocation group member in a filesystem collocation group, you must provide the filesystem name for the collocation group.

**System action:** Server operations continue, but the command is not processed.

**User response:** Issue the command again and specify the filesystem name for the filesystem collocation group.

---

**ANR1967E** *Command: The filesystem name cannot be a wildcard character when you specify the NAMETYPE parameter for a filesystem collocation group.*

**Explanation:** The command was issued, but there is a mismatch between the filesystem name and the NAMETYPE value. When you specify the NAMETYPE value, the filesystem name must be partially-qualified or fully-qualified.

**System action:** Server operations continue, but the command is not processed.

**User response:** Issue the command and specify a partially-qualified or fully-qualified filesystem name in combination with the NAMETYPE parameter.

---

**ANR1968E** *Command: The filesystem name *filesystem name* is not valid. The filesystem name must be the wildcard character when you specify the CODETYPE parameter*

**Explanation:** The command was issued, but there is a mismatch between the filesystem name and the CODETYPE value. When you specify the CODETYPE value, the filesystem name must be a wildcard character.

**System action:** Server operations continue, but the command is not processed.

**User response:** Issue the command and specify a wildcard character for the filesystem name in combination with the NAMETYPE parameter.

---

**ANR1969E** *Command: *filesystem name* is not a valid filesystem ID. Filesystem IDs must be numeric values when the NAMETYPE parameter is FSID.*

**Explanation:** The command was issued, but the list of filesystem IDs are not numeric. When you specify the NAMETYPE=FSID parameter, the filesystem names in the filesystem name list must contain only numbers.

**System action:** Server operations continue, but the command is not processed.

**User response:** Issue the command and specify a list of filesystem IDs that contain only numbers.

---

**ANR1970E** *Command: An invalid node name list *node name* was specified. A single node name must be specified when working with filesystem collocation group members.*

**Explanation:** The command was issued, but the list of node names is invalid. When working with filesystem collocation group members, only one node name can be specified.

**System action:** Server operations continue, but the command is not processed.

**User response:** Issue the command and specify a single node name.

---

**ANR1971W** *Command: No matching file space was found for file space *filesystem name* on node *node name* using the specified NAMETYPE and CODETYPE parameters.*

**Explanation:** The server did not find a matching file space name or file space ID for the file space and node

that are specified in the command.

**System action:** The server ends the command.

**User response:** Enter the command with file space names or file space IDs that refer to defined file spaces for the specified node. Note that file space names are case sensitive. Enter the file space names by using exactly the same upper- and lowercase characters that match the file space name that is defined on the server. File space name searches are also sensitive to NAMEType (SERVER, UNICODE, FSID) and CODEType (BOTH, UNICODE, NONUNICODE) parameters. Issue the QUERY FILESPACE command to determine which file spaces and file space IDs are defined for a node on the server.

---

**ANR1972W** *Command: No new file space associations were added to the collocation group.*

**Explanation:** The specified command was issued but no new file space associations are defined for the collocation group.

**System action:** Server operations continue, but the command has no effect.

**User response:** Issue the command and specify different filespaces.

---

**ANR1973W** *Command: Nodes in the NODE parameter list node list may not contain wildcard characters when dealing with file space groups. No file space associations were deleted from the collocation group.*

**Explanation:** The specified command was issued but no file space associations are deleted.

**System action:** Server operations continue, but the command has no effect.

**User response:** Issue the command and specify a valid client node without wildcards.

---

**ANR1974W** *Command: Filespaces in the FILESPACE parameter list file space list are not associated with the file space collocation group collocation group name. No file space associations were deleted from the collocation group.*

**Explanation:** The specified command was issued but no file space associations are deleted.

**System action:** Server operations continue, but the command has no effect.

**User response:** Issue the command and specify different filespaces.

---

**ANR1975W** *Node node name is already associated with node collocation group node collocation group name. File spaces that belong to same node name cannot be added to the user specified collocation group collocation group.*

**Explanation:** This message is displayed in response to the DEFINE COLLOCMEMBER command that is used for creating file space collocation group members. Node *node name* is already associated with the node collocation group name *collocation group name* and file spaces that belong to a node that is already in a node collocation group cannot be added to a file space collocation group. The indicated file spaces are not processed.

**System action:** Server operations continue.

**User response:** If the node name was entered incorrectly, issue the command again with the correct node name.

---

**ANR1976I** *Command: number of file space members are defined in the collocation group collocation group name.*

**Explanation:** A DEFINE COLLOCMEMBER command created the specified number of file space members in the indicated collocation group.

**System action:** None.

**User response:** None.

---

**ANR1977I** *File space file space name on node node name is associated with file space collocation group collocation group name.*

**Explanation:** This message is displayed in response to the DEFINE COLLOCMEMBER command. File space *file space name* on node *node name* is associated with the file space collocation group name *collocation group name*.

**System action:** Server operations continue.

**User response:** None.

---

**ANR1978W** *File space file space name on node node name is already associated to file space collocation group collocation group name.*

**Explanation:** This message is displayed in response to the DEFINE COLLOCMEMBER command. File space *file space name* is already associated with a file space collocation group with the name *collocation group name*. The indicated file space is not processed. The other file spaces can be processed if specified by the command.

**System action:** Server operations continue.

**User response:** If the file space name was entered

incorrectly, issue the command again with the correct filesystem name.

---

**ANR1979W** Node *node name* is already associated to one or more filesystem collocation groups and cannot be associated to a node collocation group.

**Explanation:** This message is displayed in response to the DEFINE COLLOCMEMBER command. Node *node name* is already associated with at least one filesystem collocation group name. The indicated node is not processed. The other nodes can be processed if specified by the command.

**System action:** Server operations continue.

**User response:** If the node name was entered incorrectly, issue the command again with the correct node name.

---

**ANR1980I** File space *filesystem name* is disassociated from filesystem collocation group *collocation group name*.

**Explanation:** This message is displayed in response to the DELETE COLLOCMEMBER command. Filespace *filesystem name* is no longer associated with the filesystem collocation group name *collocation group name*.

**System action:** Server operations continue.

**User response:** None.

---

**ANR1981I** Command: number of filesystem *filesystem members were deleted from filesystem collocation group collocation group name*.

**Explanation:** A DELETE COLLOCMEMBER command has deleted the specified number of filesystem members from the indicated collocation group.

**System action:** None.

**User response:** None.

---

**ANR1982W** File space *filesystem name* exists on node *node name* but the filesystem is not a member of the specified collocation group *collocation group name*.

**Explanation:** This message is displayed in response to the DELETE COLLOCMEMBER command. Filespace *filesystem name* is not associated with a filesystem collocation group with the name *collocation group name*. The indicated filesystem is not processed. The other filesystems can be processed if specified by the command.

**System action:** Server operations continue.

**User response:** If the filesystem name was entered incorrectly, issue the command again with the correct filesystem name.

---

**ANR1983W** The collocation group *collocgroup name* exists, but the node name in the parameter list *node name* is not associated with the collocation group. No filesystems are associated with the collocation group.

**Explanation:** The specified command was issued but no file spaces are associated with the collocation group.

**System action:** Server operations continue, but the command has no effect.

**User response:** Issue the command and specify different nodes.

---

**ANR1984E** command: Replication server *server name* is in use by an active replication process and cannot be removed.

**Explanation:** When you issue the REMOVE REPLSERVER command, the replication server that you specify to remove is in use by an active replication process. You cannot remove a replication server that is used in an active replication process.

**System action:** The command is stopped by the server.

**User response:** Issue the QUERY PROCESS command from the source replication server or the target replication server to identify active replication processes. Issue the CANCEL PROCESS command from the source replication server to stop the replication process. If running this command on a target replication server, log on to the source replication server and issue the CANCEL PROCESS command. When the replication process stops, reissue the REMOVE REPLSERVER command.

---

**ANR1985E** The remote monitoring admin *admin name* does not exist.

**Explanation:** The administrator used to monitor remote servers does not exist.

**System action:** Remote monitoring sessions will be ended.

**User response:** Use the SET MONITORINGADMIN command to set a new administrator for monitoring remote servers.

---

**ANR1986E** The remote monitoring server group *group name* does not exist.

**Explanation:** The server group being remotely monitored does not exist.

**System action:** Remote monitoring sessions will be ended.

**User response:** Use the SET MONITOREDSEVERGROUP command to set a new



group for monitoring remote servers.

---

**ANR1987E** A communication error occurred during session *session number* with monitored server *server name*.

**Explanation:** The communication error occurred while the system was receiving information from the specified monitored server.

**System action:** The monitoring that was in progress failed. The server will attempt to re-establish communications with the monitored server.

**User response:** If this error occurs frequently, consult your network administrator. Also review the activity log on both servers for messages that are related to remote monitoring.

---

**ANR1988W** The remote monitoring session for server *server name* was refused - server is down-level.

**Explanation:** The specified remote server cannot be monitored because it must be V6.3.4 or later.

**System action:** Server operation continues.

**User response:** Upgrade the specified remote server or remove it from the remote monitoring server group using the DELETE GRPMEMBER command.

---

**ANR1989W** Remote monitoring of server *server name* could not be started. Will retry in *minutes* minutes.

**Explanation:** An error occurred while attempting to monitor the specified remote server.

**System action:** Server operation continues. The specified remote server is not being monitored. The server will attempt to start monitoring again after the specified number of minutes.

**User response:** Check previous messages in the activity log. Verify that the specified remote server is running and is available on the network. If you no longer want this remote server to be monitored, remove it from the remote monitoring server group using the DELETE GRPMEMBER command.

---

**ANR1990I** Remote monitoring started for server *server name*.

**Explanation:** The specified remote server is now being monitored.

**System action:** Server operation continues.

**User response:** None.

---

**ANR1991I** Remote monitoring ended for server *server name*.

**Explanation:** The specified remote server is no longer being monitored.

**System action:** Server operation continues.

**User response:** None.

---

**ANR1992E** Command: The parameter *parameter* is missing.

**Explanation:** The specified server command has been entered without all required parameters. At least the named parameter is missing.

**System action:** The server ignores the command.

**User response:** Reissue the command and enter the proper syntax.

---

**ANR1993I** *command* has been removed.

**Explanation:** The specified command was a valid server command, but is no longer needed due to new capabilities in the IBM Spectrum Protect server. The command has been removed.

**System action:** The server ignores the command.

**User response:** None.

---

**ANR1994I** Activity log pruning started: removing *delete megabytes M* based on current size *current size megabytes M* and retention setting *retention size megabytes M*.

**Explanation:** Server activity log exceeds the retention size by the *delete megabytes* specified. The activity log pruning will delete as many records as necessary to reduce the current activity log size by the *delete megabytes* size.

**System action:** None.

**User response:** None.

---

**ANR1995E** Command: Invalid Formatsize value - *formatsize value* for device class *Device Class*

**Explanation:** A value was specified for the Formatsize parameter which is larger than the maximum capacity value for the device class indicated in the message. The device class is associated with the storage pool specified in the DEFINE VOLUME command and is a FILE device type. The maximum capacity value of the device class is the limit of data that the server will write to the volume.

**System action:** The server does not process the command.

**User response:** Reissue the command with a

Formatsize value which is less than the maximum capacity value of the storage pool. The maximum capacity can be displayed with the QUERY DEVCLASS classname F=D command.

---

**ANR1996E** *Command: Invalid volume name prefix - volume name. Room for additional characters is required.*

**Explanation:** The command is being used for multiple volume names. The suffix for the names is being generated in the indicated command. When the suffix is taken into account, the specified name is too long by the indicated number of characters. Three characters must be allowed for the suffix.

**System action:** The server does not process the command.

**User response:** Reissue the command with a prefix short enough to allow for the suffix. Three extra characters are needed for the suffix.

---

**ANR1997E** *Command: The Formatsize parameter must be specified when more than 1 volume is created.*

**Explanation:** The command specified the creation of more than one volume with the Numberofvolumes parameter. When multiple volumes are created, the Formatsize parameter must also be specified to provide the size of the volumes. Each volume will be created with the same size.

**System action:** The server does not process the command.

**User response:** Reissue the command with the Formatsize parameter or define a single volume without the Formatsize parameter.

---

**ANR1998E** *Command: Invalid value for parameter parameter - parameter value.*

**Explanation:** The value (*parameter value*) specified for the (*parameter*) parameter in command *command* is not a valid value for this parameter.

**System action:** The command fails and server operation continues.

**User response:** Reissue the command and specify a valid parameter value.

---

**ANR1999I** *Command completed successfully.*

**Explanation:** Processing for the specified command completed successfully.

**System action:** Server processing continues.

**User response:** None.

---

**ANR2000E** *Unknown command - command.*

**Explanation:** The specified command is not a valid server command.

**System action:** The server ignores the command.

**User response:** Reissue the correct command.

---

**ANR2001E** *Insufficient server memory to initiate command.*

**Explanation:** A command has been entered, but the server cannot obtain enough internal memory to process the command.

**System action:** The server ignores the command.

**User response:** See the documentation for the operating system about how to increase memory for an application.

---

**ANR2002E** *Missing closing quote character.*

**Explanation:** A server command that contains a quoted parameter has been entered, but a matching closing quote is missing.

**System action:** The server ignores the command.

**User response:** Reissue the command with properly matched quotes.

---

**ANR2003E** *Illegal use of keyword parameter character (=) - parameter.*

**Explanation:** A server command contains the parameter shown followed by an equal sign (=), but the parameter is not a keyword parameter.

**System action:** The server ignores the command.

**User response:** Reissue the command and enter the proper syntax.

---

**ANR2004E** *Missing value for keyword parameter - parameter.*

**Explanation:** A server command containing a keyword parameter has been entered, but the value for the parameter is missing.

**System action:** The server ignores the command.

**User response:** Reissue the command and supply a value for the keyword parameter.

---

**ANR2005E** *Keyword parameter character (=) may not be surrounded by blanks.*

**Explanation:** A server command contains a keyword parameter followed by an equal sign (=), but the equal sign is preceded or followed by a blank, or both.

**System action:** The server ignores the command.

**User response:** Reissue the command without blanks next to the equal sign.

---

**ANR2006E Activity log process was not started, the default output stream cannot be opened.**

**Explanation:** The process that monitors the default (console) output stream and maintains the activity log cannot access that output stream.

**System action:** The server does not update the activity log.

**User response:** Contact your service representative.

---

**ANR2007E Activity log process was not started, due to an internal error.**

**Explanation:** The process that monitors the default (console) output stream and maintains the activity log cannot start due to a server internal error.

**System action:** The server does not update the activity log.

**User response:** Examine the server messages issued prior to this message to determine the source of the error. Issue the QUERY ACTLOG command to view the activity log and search for messages. If the error cannot be isolated and resolved, contact your service representative.

---

**ANR2008E Activity log process has stopped - database transaction could not be started.**

**Explanation:** The process that monitors the default (console) output stream and maintains the activity log cannot continue due to a server transaction failure. This may be a memory shortage error.

**System action:** The server stops updating the activity log.

**User response:** See the documentation for the operating system about how to increase memory for an application.

---

**ANR2009E Activity log process has stopped - database error.**

**Explanation:** The process that monitors the default (console) output stream and maintains the activity log cannot continue due to a server database error.

**System action:** The server stops updating the activity log.

**User response:** Contact your service representative.

---

**ANR2010W The active log space is full. Console messages cannot be logged until log space becomes available.**

**Explanation:** If a log runs out of space, the current transaction is rolled back. The server issues an error message and halts. You cannot restart the server until the recovery log size is increased.

**System action:** The server halts.

**User response:** Monitor archive logs and active logs. If the recovery log space is insufficient, monitor the archive log space first. If the archive log space is full or nearly full, run a full database backup to remove archive logs and consider adding more disk space to the archive log directory. If the archive log space is not full and the active log space is full or nearly full, update the value of the ACTIVELOGSIZE option in the dmserv.opt file. Set the value of the ACTIVELOGSIZE option to the new maximum size of the active log.

---

**ANR2011W The server ran out of database space while entries were being added to the active log. Console messages will not be logged until database space becomes available.**

**Explanation:** The process that monitors the console output stream and maintains the active log cannot update the active log because of insufficient database space.

**System action:** The server fails to update the active log.

**User response:** To increase the amount of database space that is available to the server, issue the EXTEND DBSPACE command. Add one or more directories to the database.

---

**ANR2012W Error encountered for storage pool directory: STGPOOLDIRECTORY in storage pool: STGPOOL.**

**Explanation:** The server encountered an error accessing the specified directory.

**System action:** If appropriate, the operation is attempted in another directory.

**User response:** Evaluate the warning and take appropriate corrective action.

---

**ANR2013E The activity log process has encountered unexpected output data in the console output stream. The process will be restarted.**

**Explanation:** The process that monitors console output and maintains the activity log has detected invalid data (unknown data type) in the console stream.

**System action:** The server restarts the activity log

recording process. While the process is restarting, the server may not be able to record some console messages in the activity log.

**User response:** See the documentation for the operating system about how to increase memory for an application.

---

**ANR2014E Activity log pruning process could not be started, due to an internal error.**

**Explanation:** The process that removes expired records from the server activity log cannot begin execution due to a server internal error.

**System action:** The server does not prune the activity log.

**User response:** Examine the server messages issued prior to this message to determine the source of the error. Issue the QUERY ACTLOG command to view the activity log and search for messages. If the error cannot be isolated and resolved, contact your service representative.

---

**ANR2015E Activity log failure - database transaction could not be started.**

**Explanation:** The process that removes expired records from the server activity log has failed due to a database transaction failure, which may be a memory shortage error.

**System action:** The server ends activity log pruning.

**User response:** See the documentation for the operating system about how to increase memory for an application.

---

**ANR2016E Activity log failure - database error.**

**Explanation:** The process that removes expired records from the server activity log has failed due to a server database error.

**System action:** The server ends activity log pruning.

**User response:** Contact your service representative.

---

**ANR2017I Administrator *Administrator Name* issued command: *Command***

**Explanation:** This message records the fact that the named administrator issued the command specified. The messages is issued and logged to provide an audit trail for administrative commands.

**System action:** Server operation continues

**User response:** None.

---

**ANR2018E Administrator Command: Unicode conversion failed for argument *Command Argument***

**Explanation:** The specified command argument could not be converted to a Unicode string. Conversion can fail if the string includes characters that are not available in the server code page, or if the server has a problem accessing system conversion routines. If you issued a RENAME FILESPACE command, the new filespace name might be too long.

**System action:** The server command fails.

**User response:** Ensure that the server locale is configured correctly. If you issued a RENAME FILESPACE command, consider specifying a shorter name for the new filespace.

---

**ANR2019I Command: No nodes updated.**

**Explanation:** An UPDATE NODE command has been entered, but no objects were updated.

**System action:** None.

**User response:** None.

---

**ANR2020E Command: Invalid parameter - *parameter*.**

**Explanation:** The specified server command has been entered with an invalid parameter.

**System action:** The server ignores the command.

**User response:** Reissue the command and enter the proper syntax.

---

**ANR2021E Command: Missing subcommand keyword.**

**Explanation:** The specified server command has been entered without a valid subcommand (second parameter).

**System action:** The server ignores the command.

**User response:** Reissue the command and enter the proper syntax.

---

**ANR2022E Command: One or more parameters are missing.**

**Explanation:** The specified server command has been entered without all required parameters.

**System action:** The server ignores the command.

**User response:** Reissue the command and enter the proper syntax.

---

**ANR2023E** *Command: Extraneous parameter - parameter.*

**Explanation:** The specified server command contains more positional parameters than is allowed.

**System action:** The server ignores the command.

**User response:** Reissue the command and enter the proper syntax.

---

**ANR2024E** *Command: Too many parameters specified.*

**Explanation:** The specified server command contains more positional parameters than is allowed.

**System action:** The server ignores the command.

**User response:** Reissue the command and enter the proper syntax.

---

**ANR2025E** *Command: Command failed - server thread resource not available.*

**Explanation:** A server command, which has a requirement to start a server thread, has been entered but cannot be executed because no server thread is available.

**System action:** The command is not executed.

**User response:** Reissue the command. If the command fails with the same error, wait for server activity to decrease and try again.

---

**ANR2026E** *Command: Command failed - sufficient server memory is not available.*

**Explanation:** A server command has been entered but cannot be processed because sufficient memory is not available to the server.

**System action:** The server does not process the command.

**User response:** See the documentation for the operating system about how to increase memory for an application.

---

**ANR2027E** *Command: Command failed - sufficient server recovery log space is not available.*

**Explanation:** A server command has been entered but cannot be processed because sufficient recovery log space is not available.

**System action:** The server does not process the command.

**User response:** To increase the amount of log space that is available to the server, evaluate the directories and file systems that are assigned to the ACTIVELOGDIRECTORY, ARCHIVELOGDIRECTORY,

and ARCHFAILOVERLOGDIRECTORY options in the dmserv.opt file. An out of log space condition might occur because the ACTIVELOGDIRECTORY location is full.

Alternatively, an out of log space condition might occur if there are log files in the ACTIVELOGDIRECTORY location that are no longer active and cannot be archived to the ARCHIVELOGDIRECTORY and ARCHFAILOVERLOGDIRECTORY locations. If necessary, specify a larger directory for the ARCHIVELOGDIRECTORY or ARCHFAILOVERLOGDIRECTORY options in the dmserv.opt file and then restart the server.

---

**ANR2028E** *Command: Command failed - sufficient server database space is not available.*

**Explanation:** A server command has been entered but cannot be processed because sufficient database space is not available. For certain operations, like SQL commands, this message can be issued when the database has space, but it is unusable for the current request due to the DB allocation history. In this case, the database query will show a Maximum Reduction of 0.

**System action:** The server does not process the command.

**User response:** To increase the amount of database space that is available to the server, issue the EXTEND DBSPACE command to add one or more directories to the database.

---

**ANR2029E** *Command: Transaction failed; command not executed.*

**Explanation:** A command that is part of the current transaction has failed; therefore, any additional commands fail.

**System action:** The server does not process the command.

**User response:** Stop the administrative session, restart it, and try the command again. If this problem persists, contact your service representative.

---

**ANR2030E** *Commit not accepted; transaction failed.*

**Explanation:** A command that is part of the current transaction has failed; therefore, a COMMIT command cannot be processed.

**System action:** The server does not process the COMMIT command.

**User response:** Stop the administrative session, restart it, and try the command again. If this problem persists, contact your service representative.

---

---

**ANR2031E** *Command: At least one attribute must be specified for update.*

**Explanation:** The specified UPDATE command has been entered, but no attributes have been specified for updating.

**System action:** The server ignores the command.

**User response:** Reissue the UPDATE command with one or more attributes to be updated.

---

**ANR2032E** *Command: Command failed - internal server error detected.*

**Explanation:** An internal error has occurred during an attempt to process a server command. This message always accompanies another error message and provides more detail about that error.

**System action:** The server does not process the command.

**User response:** Examine the server messages issued prior to this message to determine the source of the error. Issue the QUERY ACTLOG command to view the activity log and search for messages. If the error cannot be isolated and resolved, contact your service representative.

---

**ANR2033E** *Command: Command failed - lock conflict.*

**Explanation:** A server command that requires the server to lock a system resource has been entered. The command cannot be executed because the resource is already in use by another command or process.

**System action:** The server does not process the command.

**User response:** Try the command again at a later time.

---

**ANR2034E** *Command: No match found using this criteria.*

**Explanation:** The specified command has been entered, but no objects that match the criteria can be found. In some cases when using the SELECT command, this message is issued when there is contention for a record.

**System action:** None.

**User response:** Verify that all the specified parameter values are correct. If a mistake is found, correct it and reissue the command. If you issued a SELECT command, in some cases issuing the command again will yield a match.

---

**ANR2035E** *Command: Administrator administrator name is not authorized to issue this command.*

**Explanation:** The specified administrator has entered the indicated command, but this administrator does not have the proper authority necessary to run the command. Note: This message can be issued as a result of the server option REQSYSAUTHOUTFILE YES being in effect.

**System action:** The server does not process the command.

**User response:** Examine previous messages for any additional information. Issue the command from a properly authorized administrator ID, or contact the system administrator to have additional authority granted to the current administrator ID.

---

**ANR2036E** *Command: Process could not be started - sufficient memory is not available.*

**Explanation:** A background process cannot be started for the indicated command because sufficient memory is not available to the server.

**System action:** A new process is not started to execute this command.

**User response:** See the documentation for the operating system about how to increase memory for an application.

---

**ANR2037E** *Command: Process could not be started - lock conflict.*

**Explanation:** A background process cannot be started for the indicated command because a required system resource is already locked by another command or process.

**System action:** A new process is not started to execute this command. If other processes have been started for this command, these processes may execute successfully.

**User response:** If necessary, try the command again at a later time.

---

**ANR2038E** *Command: Process could not be started - server thread resource not available.*

**Explanation:** A background process cannot be started for the indicated command because no server thread is available.

**System action:** A new process is not started to execute this command. If other processes have been started for this command, these processes may execute successfully.

**User response:** If necessary, reissue the command. If the command fails with the same error, wait for server

activity to decrease and try again.

---

**ANR2039E** *Command: Process could not be started - internal server error detected.*

**Explanation:** A background process cannot be started for the indicated command because an internal error has occurred.

**System action:** A new process is not started to execute this command. If other processes have been started for this command, these processes may execute successfully.

**User response:** Examine the server messages issued prior to this message to determine the source of the error. Issue the QUERY ACTLOG command to view the activity log and search for messages. If the error cannot be isolated and resolved, contact your service representative.

---

**ANR2040W** *This command attempts to restore all files in storage pool *storage pool* which have previously been found to be damaged or which reside on a volume with access mode "destroyed"; existing references to files in storage pool *storage pool* will be deleted from the database after the files have been restored.*

**Explanation:** Issuing the RESTORE STGPOOL command will result in deletion of existing files in the indicated primary storage pool after these files have been restored from a copy storage pool. If a volume with access mode destroyed becomes empty because all files on the volume have been restored to another location, the destroyed volume will be deleted from the database.

**System action:** The administrator is asked whether to continue.

**User response:** Enter 'Y' to restore the storage pool, 'N' otherwise.

---

**ANR2041W** *This command attempts to restore all files in storage pool *storage pool* which reside on one of the volumes specified in the command; existing references to files on these volumes will be deleted from the database after the files have been restored.*

**Explanation:** Issuing the RESTORE VOLUME command causes the access mode of the specified volumes to be updated to destroyed. Existing files will be deleted from the specified volumes after these files have been restored from a copy storage pool. If a volume with access mode destroyed becomes empty because all files on the volume have been restored to another location, the destroyed volume will be deleted from the database.

**System action:** The administrator is asked whether to continue.

**User response:** Enter 'Y' to restore the volumes, 'N' otherwise.

---

**ANR2042E** *Command: Copied parameter not valid for pool type storage pool volume.*

**Explanation:** The QUERY CONTENT server command has been entered with an invalid parameter. COPIED is not a valid parameter when the volume specified belongs to a copy or active-data type storage pool.

**System action:** The server ignores the command.

**User response:** Reissue the command without the COPIED parameter.

---

**ANR2043E** *Command: WAIT parameter not allowed from server console.*

**Explanation:** The WAIT parameter is not allowed for commands issued from the server console.

**System action:** The command is not executed.

**User response:** Either reissue the command without the WAIT parameter or else reissue the command from an administrator using an Administrative Client.

---

**ANR2044E** *Command: Invalid option's value - Option's value.*

**Explanation:** The set option command has been entered with an invalid value.

**System action:** The server does not process the command.

**User response:** Reissue the command with a valid value.

---

**ANR2045E** *Command: An error (error code) occurred during a write operation.*

**Explanation:** The server detects an error while attempting a write operation.

**System action:** Server processing continues.

**User response:** Refer to the other displayed messages to determine why the write operation has failed.

---

**ANR2046I** *optionset name: Optionset optionset name defined.*

**Explanation:** The requested option set has been added to the system in response to a DEFINE OPTIONSET command.

**System action:** None.

**User response:** None.

---

**ANR2047E** *Command: **Optionset** optionset name is already defined.*

**Explanation:** A DEFINE OPTIONSET command has been entered that specifies an optionset name already defined to the server.

**System action:** The server does not process the command.

**User response:** To define the optionset, reissue the command and specify a different optionset name.

---

**ANR2048I** *Command: **Optionset** optionset name deleted.*

**Explanation:** The requested option set has been deleted from the system in response to a DELETE OPTIONSET command.

**System action:** None.

**User response:** None.

---

**ANR2049E** *Command: **Optionset** optionset name is not defined.*

**Explanation:** The command shown specifies an optionset that is not defined in the server.

**System action:** The server does not process the command.

**User response:** None.

---

**ANR2050I** *Command: **Option** option name defined in optionset option set name.*

**Explanation:** The requested option has been added to the specified optionset in response to a DEFINE OPTIONSET command.

**System action:** None.

**User response:** None.

---

**ANR2051E** *Command: **Option** option name, sequence number sequence number is already defined in optionset option set name.*

**Explanation:** The requested option already exists in the optionset specified by the DEFINE CLIENTOPT command.

**System action:** The server does not process the command.

**User response:** None.

---

**ANR2052E** *Command: **Option** option name, sequence number sequence number is not defined in optionset option set name.*

**Explanation:** The requested option is not defined in

the optionset specified by the DELETE CLIENTOPT command.

**System action:** The server does not process the command.

**User response:** None.

---

**ANR2053I** *Command: **Option** option name, sequence number sequence number, has been deleted from optionset option set name.*

**Explanation:** The requested option has been deleted from the specified optionset in response to a DELETE CLIENTOPT command.

**System action:** None.

**User response:** None.

---

**ANR2054I** *Command: **Optionset** optionset name updated.*

**Explanation:** The requested option set has been updated in the system in response to an UPDATE OPTIONSET command.

**System action:** None.

**User response:** None.

---

**ANR2055I** *Command: **Optionset** source optionset name copied to optionset target optionset name.*

**Explanation:** This message is displayed in response to the COPY OPTIONSET command. The optionset named *source optionset name* has been copied to the optionset named *target optionset name*.

**System action:** Server operation continues.

**User response:** None. The requested option set has been added to the system in response to a COPY OPTIONSET command.

---

**ANR2056E** *Command: **Invalid option name - option name. Retry using the full optionname.***

**Explanation:** The command shown specifies an invalid option name.

**System action:** The server does not process the command.

**User response:** Reissue the command with a valid option name.

---

**ANR2057E** *Command: **Invalid option value - option value.***

**Explanation:** The command shown specifies an invalid option value.

**System action:** The server does not process the command.



**User response:** Reissue the command with a valid option value.

---

**ANR2058W** *Command: Options file Filespec not found - user needs to update the file manually.*

**Explanation:** The server options file cannot be opened or found.

**System action:** The command is processed but the option is not updated in the options file.

**User response:** Use a text editor to update the server options file if the user wants to use this value when the server restarts later. If the user does not update the file, the current value in the options file will be used when the server restarts.

---

**ANR2059W** *Command: Error occurs when writing to Filespec - user needs to update the file manually.*

**Explanation:** An error occurs when trying to write the new value to the server options file.

**System action:** The command is processed but the option is not updated in the options file.

**User response:** Use a text editor to update the server options file if the user wants to use this value when the server restarts later. If the user does not update the file, the current value in the options file will be used when the server restarts.

---

**ANR2060I** *Node node name registered in policy domain domain name.*

**Explanation:** The requested backup-archive node has been added to the system in response to a REGISTER NODE command and has been assigned to the policy domain indicated.

**System action:** None.

**User response:** None.

---

**ANR2061I** *Node node name removed from policy domain domain name.*

**Explanation:** In response to a REMOVE NODE command, the requested backup-archive node has been removed from the system.

**System action:** None.

**User response:** None.

---

**ANR2062I** *Node node name renamed to new node name.*

**Explanation:** In response to a RENAME NODE command, the requested backup-archive node has been renamed to the new name shown.

**System action:** None.

**User response:** None.

---

**ANR2063I** *Node node name updated.*

**Explanation:** One or more attributes of a backup-archive node have been updated by an UPDATE NODE command.

**System action:** None.

**User response:** None.

---

**ANR2064I** *Node node name locked.*

**Explanation:** In response to a LOCK NODE command, the indicated backup-archive node has been locked.

**System action:** None.

**User response:** None.

---

**ANR2065I** *Node node name is already locked.*

**Explanation:** The indicated backup-archive node referenced in the LOCK NODE command is already locked.

**System action:** None.

**User response:** None.

---

**ANR2066I** *Node node name unlocked.*

**Explanation:** In response to an UNLOCK NODE command, the indicated backup-archive node is unlocked.

**System action:** None.

**User response:** None.

---

**ANR2067I** *Node node name is already unlocked.*

**Explanation:** The indicated backup-archive node referenced in the UNLOCK NODE command is not locked.

**System action:** None.

**User response:** None.

---

**ANR2068I** *Administrator administrator ID registered.*

**Explanation:** In response to a REGISTER ADMIN command, the requested administrator ID has been added to the system.

**System action:** None.

**User response:** None.

---

**ANR2069I Administrator *administrator ID* removed.**

**Explanation:** In response to a REMOVE ADMIN command, the requested administrator ID has been removed from the system.

**System action:** None.

**User response:** None.

---

**ANR2070I Administrator *administrator ID* renamed to new administrator ID.**

**Explanation:** In response to a RENAME ADMIN command, the requested administrator ID has been changed to the new name shown.

**System action:** None.

**User response:** None.

---

**ANR2071I Administrator *administrator ID* updated.**

**Explanation:** One or more attributes of an administrative user have been updated by an UPDATE ADMIN command.

**System action:** None.

**User response:** None.

---

**ANR2072I Administrator *administrator ID* locked.**

**Explanation:** In response to a LOCK ADMIN command, the indicated administrator ID has been locked.

**System action:** None.

**User response:** None.

---

**ANR2073I Administrator *administrator ID* is already locked.**

**Explanation:** The indicated administrator ID referenced in the LOCK ADMIN command is already locked.

**System action:** None.

**User response:** None.

---

**ANR2074I Administrator *administrator ID* unlocked.**

**Explanation:** In response to an UNLOCK ADMIN command, the indicated administrator ID is unlocked.

**System action:** None.

**User response:** None.

---



---

**ANR2075I Administrator *administrator ID* is already unlocked.**

**Explanation:** The indicated administrator ID referenced in the UNLOCK ADMIN command is not locked.

**System action:** None.

**User response:** None.

---

**ANR2076I System privilege granted to administrator *administrator ID*.**

**Explanation:** In response to a GRANT AUTHORITY command, system privilege class has been granted to the indicated administrator.

**System action:** None.

**User response:** None.

---

**ANR2077I Unrestricted policy privilege granted to administrator *administrator ID*.**

**Explanation:** In response to a GRANT AUTHORITY command, unrestricted policy privilege has been granted to the indicated administrator.

**System action:** None.

**User response:** None.

---

**ANR2078I Restricted policy privilege granted to administrator *administrator ID* - policy domain *domain name*.**

**Explanation:** In response to a GRANT AUTHORITY command, restricted policy privilege for the specified policy domain has been granted to the indicated administrator.

**System action:** None.

**User response:** None.

---

**ANR2079I Unrestricted storage privilege granted to administrator *administrator ID*.**

**Explanation:** In response to a GRANT AUTHORITY command, unrestricted storage privilege has been granted to the indicated administrator.

**System action:** None.

**User response:** None.

---

**ANR2080I Restricted storage privilege granted to administrator *administrator ID* - storage pool *storage pool name*.**

**Explanation:** In response to a GRANT AUTHORITY command, restricted storage privilege for the specified storage pool has been granted to the indicated administrator.

**System action:** None.

**User response:** None.

---

**ANR2081E The STGPOOLDIRECTORY  
STGPOOLDIRECTORY in STGPOOL  
STGPOOL is full.**

**Explanation:** The operating system reported space problem with a directory.

**System action:** The write will be attempted to another directory.

**User response:** Ensure adequate storage is assigned to the storage pool directory or a next pool is defined.

---

**ANR2082I Operator privilege granted to  
administrator *administrator ID*.**

**Explanation:** In response to a GRANT AUTHORITY command, operator privilege class has been granted to the indicated administrator.

**System action:** None.

**User response:** None.

---

**ANR2083I System privilege revoked for  
administrator *administrator ID*.**

**Explanation:** In response to a REVOKE AUTHORITY command, system privilege class has been revoked from the indicated administrator.

**System action:** None.

**User response:** None.

---

**ANR2084I Policy privilege revoked for  
administrator *administrator ID*.**

**Explanation:** In response to a REVOKE AUTHORITY command, policy privilege class for all policy domains has been revoked from the indicated administrator.

**System action:** None.

**User response:** None.

---

**ANR2085I Restricted policy privilege revoked for  
administrator *administrator ID* - policy  
domain *domain name*.**

**Explanation:** In response to a REVOKE AUTHORITY command, restricted policy privilege for the specified policy domain has been revoked from the indicated administrator.

**System action:** None.

**User response:** None.

---

**ANR2086I Storage privilege revoked for  
administrator *administrator ID*.**

**Explanation:** In response to a REVOKE AUTHORITY command, storage privilege class for all storage pools has been revoked from the indicated administrator.

**System action:** None.

**User response:** None.

---

**ANR2087I Restricted storage privilege revoked for  
administrator *administrator ID* - storage  
pool *storage pool name*.**

**Explanation:** In response to a REVOKE AUTHORITY command, restricted storage privilege for the storage pool indicated has been revoked from the indicated administrator.

**System action:** None.

**User response:** None.

---

**ANR2088E An I/O error occurred while reading  
container *container name* in storage pool  
*storage pool name*.**

**Explanation:** One or more data extents cannot be accessed in the container.

**System action:** The operation fails and server operation continues. Depending upon the operation being performed, the data extent being accessed is marked damaged so it can be repaired.

**User response:** For more information about the I/O error, see the server's First Failure Data Capture (FFDC) log. Issue the AUDIT CONTAINER command to validate the contents of the container. If the AUDIT CONTAINER command detects damaged extents, repair the storage pool and retry the failing operation.

---

**ANR2089I Operator privilege revoked for  
administrator *administrator ID*.**

**Explanation:** In response to a REVOKE AUTHORITY command, operator privilege class has been revoked from the indicated administrator.

**System action:** None.

**User response:** None.

---

**ANR2090I Activity log retention set to *value* for  
management by *management style*.**

**Explanation:** The server activity log has been set to the value indicated with the SET ACTLOGRETENTION command for the indicated management style. If the management style is DATE, the value is the number of days that messages will be kept in the activity log before being deleted. If the management style is SIZE, the value is the size in megabytes that the activity log

## ANR2091I • ANR2099I

will be allowed to occupy in the server database.

**System action:** None.

**User response:** None.

---

### ANR2091I Accounting parameter set to *value*.

**Explanation:** Accounting record generation has been turned on or off as indicated with the SET ACCOUNTING command.

**System action:** None.

**User response:** None.

---

### ANR2092I Password expiration period set to *number of days days*.

**Explanation:** The number of days that a password can be used before it must be changed has been set to the value indicated with the SET PASSEXP command.

**System action:** None.

**User response:** None.

---

### ANR2093I Registration parameter set to *registration method*.

**Explanation:** Backup-archive node registration has been set to the method indicated with the SET REGISTRATION command.

**System action:** None.

**User response:** None.

---

### ANR2094I Server name set to *server name*.

**Explanation:** The name that the server displays and communicates to backup-archive nodes has been set to the value indicated with the SET SERVERNAME command.

**System action:** None.

**User response:** None.

---

### ANR2095I Authentication parameter set to *value*.

**Explanation:** The requirement for a node or administrator to enter a password when establishing a session with the server has been turned on or off as indicated with the SET AUTHENTICATION command.

**System action:** None.

**User response:** None.

---

### ANR2096I Server now enabled for backup/archive client access.

**Explanation:** The server has been made available for use by backup-archive clients with the ENABLE command.

**System action:** None.

**User response:** None.

---

### ANR2097E Unable to retrieve the master encryption key from the server password file, *password file name*.

**Explanation:** The master encryption key could not be read from the password file in which it was stored. The following list contains possible reasons:

- The password file was created by a different server instance.
- The password file was created before the database was formatted.
- The server password changed, and the password file was restored from a point in time prior to the change.

**System action:** Server initialization continues. Data stored in encrypted storage pools cannot be retrieved. New data cannot be written to encrypted storage pools.

**User response:** Confirm that the correct password file is present in the server's instance directory.

- If the server is not configured to encrypt data in storage pools either delete or rename the password file. Restart the server.
- If the server database was reformatted, either delete or rename the password file. Restart the server.
- If the server password changed, either restore the database to a point in time prior to the change, or reset the password back to the previous value.

---

### ANR2098E Command: Invalid URL specification - *url*.

**Explanation:** The specified URL is too long.

**System action:** The server ignores the command.

**User response:** Reissue the command and enter a URL value that is 200 characters or less.

---

### ANR2099I Administrative userid *admininstrator name* defined for OWNER access to node *node name*.

**Explanation:** An administrator with the specified name was created having OWNER access to the client node. This administrator is created for accessing the client node from an interactive interface.

**System action:** None.

**User response:** None.

---

**ANR2100I Activity log process has started.**

**Explanation:** The automatic server process that removes expired server activity log records has begun processing.

**System action:** None.

**User response:** None.

---

**ANR2101I Activity log process stopped, activity log retention set to 0.**

**Explanation:** A SET ACTLOGRETENTION command has set the retention period to zero days. As a result, activity logging stops.

**System action:** The activity log process stops recording console output in the server activity log.

**User response:** None.

---

**ANR2102I Activity log pruning started: removing entries prior to *date time*.**

**Explanation:** Server activity log records older than the date and time indicated are being removed from the activity log.

**System action:** None.

**User response:** None.

---

**ANR2103I Activity log pruning completed: *number of records* records removed.**

**Explanation:** All expired (older than the log archive retention value) server activity log records have been removed; the number of records deleted is shown.

**System action:** None.

**User response:** None.

---

**ANR2104I Activity log processing is now restarted.**

**Explanation:** The process that records data in the server activity log had suspended logging messages because of insufficient space in the server recovery log or database or because access to the database failed. The condition that caused the activity log processing to fail has been resolved and the activity log processing is able to resume.

**System action:** Activity log processing resumes.

**User response:** None.

---

**ANR2105W Command: Node was registered in excess of license terms - node registration will fail after 120% of the licensed quantity of nodes have been registered.**

**Explanation:** The server has detected the addition of a node in excess of the terms under which the server is

licensed. The REGISTER NODE command will fail after 120% of the licensed number of nodes have been registered.

**System action:** Server operation continues.

**User response:** Use the QUERY LICENSE command to determine the license terms that are no longer in compliance. You may remove nodes to reduce the number of registered nodes or purchase additional client node connections. If additional nodes have been purchased, issue the AUDIT LICENSES command to resynchronize the server configuration with license terms.

---

**ANR2106I Server HALT command: Quiescing database update activity.**

**Explanation:** The server is quiescing transactions that update the database so that the database is in a consistent state when the server is halted. This action occurs when HALT QUIESCE is specified to halt the server with the database in a consistent state.

**System action:** When database update transaction activity has been stopped, the server program ends.

**User response:** None.

---

**ANR2107I Server HALT command: Database update activity is now quiesced.**

**Explanation:** The server has stopped all database update transaction activity. This action occurs when HALT QUIESCE is specified to halt the server with the database in a consistent state.

**System action:** The server program ends.

**User response:** None.

---

**ANR2108I Server HALT command: Reattempting to quiesce database update activity.**

**Explanation:** The server is quiescing transactions that update the database so that the database is in a consistent state when the server is halted. The previous attempt at quiescing database activity failed because of the current transaction load on the server. The quiesce operation is being reattempted. This action occurs when HALT QUIESCE is specified to halt the server with the database in a consistent state.

**System action:** When database update transaction activity has been stopped, the server program ends.

**User response:** None.

---

**ANR2109I Server HALT command: Database update transaction activity could not be successfully quiesced.**

**Explanation:** After repeated attempts, server database update transaction activity could not be quiesced. The

server is not halted with the HALT QUIESCE command. Attempts to quiesce database update transaction activity can fail if heavy transaction load is on the server when a HALT QUIESCE command is entered.

**System action:** Server operation continues.

**User response:** You may disable the server, cancel all client sessions accessing the server, cancel all processes, and reenter the HALT QUIESCE command to stop server processing. The HALT command may also be used to stop server processing without quiescing database transaction update activity. Server recovery logic will be used when the server is restarted to reconcile database transaction activity.

---

**ANR2110I** *Command started as process process ID.*

**Explanation:** A background process has been started to service the command *command*. The background process is defined as process *process ID*.

**System action:** The server processes the indicated command.

**User response:** To query the progress of the background process, use the QUERY PROCESS command. To cancel the background process, use the CANCEL PROCESS command. Use the *process ID* number to specify this process.

---

**ANR2111W** *Command: There is no data to process for storage pool.*

**Explanation:** The indicated command does not have any data to process. This can occur if the command specifies a storage pool with no volumes, or with no volumes that contain data. This can also occur if there are no volumes in the storage pool with an access state of READWRITE or READONLY.

**System action:** The command ends without starting a background process.

**User response:** Issue the QUERY VOLUME F=D command to verify that there is at least one volume in the storage pool that contains data, and that the storage pool volumes have an access state of READWRITE or READONLY.

---

**ANR2112E** *Command: Volume volume name is not in a primary storage pool.*

**Explanation:** The command indicated specifies the name of a volume that does not belong to a primary storage pool. The command syntax requires that a volume in a primary storage pool be specified.

**System action:** The server does not process the command.

**User response:** Reissue the command with a volume in a primary pool.

---

**ANR2113E** *Command: Volume volume name does not belong to the same storage pool (storage pool name) as previously listed volumes.*

**Explanation:** The indicated command accepts a list of one or more volumes which belong to the same storage pool. The named volume does not belong to the same storage pool as the previously listed volumes.

**System action:** The server does not process the command.

**User response:** Issue the command with a list of volumes that belong to the same storage pool.

---

**ANR2114I** *Command: Access mode for volume volume name updated to "destroyed".*

**Explanation:** A RESTORE VOLUME command has updated the access mode of the indicated volume to destroyed.

**System action:** Restore processing continues.

**User response:** None.

---

**ANR2115E** *Command: Access mode for volume volume name cannot be changed to "destroyed" - volume is still online.*

**Explanation:** A RESTORE VOLUME command cannot change the access mode of the indicated volume to destroyed because the volume is still online.

**System action:** The server does not process the command.

**User response:** Issue the VARY OFFLINE command, and reissue the RESTORE VOLUME command.

---

**ANR2116E** *Command: Access mode for volume volume name cannot be changed to "destroyed" - volume does not belong to a primary storage pool.*

**Explanation:** The access mode for the indicated volume cannot be changed to destroyed because the volume does not belong to a primary storage pool.

**System action:** The access mode for this volume is not changed.

**User response:** None.

---

**ANR2117E** *Command: Access mode for volume volume name cannot be changed to "offsite" - volume either does not belong to a copy storage pool or from a device class of DEVTYPE=SERVER.*

**Explanation:** The access mode for the indicated volume cannot be changed to offsite because the volume either does not belong to a copy storage pool or is of a device class with a DEVTYPE of SERVER.

**System action:** The access mode for this volume is not changed.

**User response:** None.

---

**ANR2118E** **Storage pool** *storage pool name* **specified on the MOVE DATA command is not a valid poolname and or pooltype for volume** *volume name*.

**Explanation:** If the volume belongs to a primary storage pool, then the storage pool specified must also be a primary storage pool. If the volume belongs to a copy storage pool, then the specified storage pool must be the same storage pool as that of the volume.

**System action:** The MOVE DATA process fails.

**User response:** Provide a valid primary storage pool name if the volume belongs to a primary storage pool. If the volume belongs to a copy storage pool, remove the storage pool name from the command.

---

**ANR2119I** **The Option option has been changed in the options file.**

**Explanation:** The option is updated in the server options file.

**System action:** Server continues.

**User response:** None.

---

**ANR2120E** **Command: Invalid platform name -** *platform name*.

**Explanation:** The command shown specifies an invalid platform name.

**System action:** The server does not process the command.

**User response:** Reissue the command with a valid platform name.

---

**ANR2121W** **ATTENTION: More than** *amount* **changed unit megabytes, gigabytes or terabytes of the database has changed and the last database backup was more than** *hours* **name hours ago. Use the BACKUP DB command to provide for database recovery.**

**Explanation:** The server issues this warning when a significant amount of database change activity has occurred and the server database has not been backed up.

**System action:** Server operation continues.

**User response:** To provide for server database recovery should a hardware or software problem affect your database, use the BACKUP DB command to back up the database.

---

**ANR2122E** **command name: The DOMAINS parameter cannot be specified when the NODES parameter is specified.**

**Explanation:** Both the NODES and DOMAINS parameters were specified. The NODES parameter may be specified, or the DOMAINS parameter may be specified, but both should not be specified at the same time.

**System action:** The command fails.

**User response:** Reenter the command specifying either the NODES parameter or the DOMAINS parameter, but not both.

---

**ANR2123E** **command name: The NODES parameter cannot be specified when the DOMAINS parameter is specified.**

**Explanation:** Both the NODES and DOMAINS parameters were specified. The NODES parameter may be specified, or the DOMAINS parameter may be specified, but both should not be specified at the same time.

**System action:** The command fails.

**User response:** Reenter the command specifying either the NODES parameter or the DOMAINS parameter, but not both.

---

**ANR2124E** **command name: Invalid Client authority specified:** *authority*.

**Explanation:** An invalid client authority was specified in a GRANT AUTHORITY or REVOKE AUTHORITY command when the CLASS=NODE parameter was specified.

**System action:** The command fails.

**User response:** Reenter the command specifying a valid client authority.

---

**ANR2125I** **command name: Administrator administrator name was granted OWNER authority for client** *client name*.

**Explanation:** The named administrator was granted OWNER authority over the named client node as the result of a GRANT AUTHORITY command.

**System action:** Processing continues.

**User response:** None.

---

**ANR2126I** **command name: Administrator administrator name was granted ACCESS authority for client** *client name*.

**Explanation:** The named administrator was granted ACCESS authority over the named client node as the result of a GRANT AUTHORITY command.

## ANR2127I • ANR2137I

**System action:** Processing continues.

**User response:** None.

---

**ANR2127I** *command name: Owner authority for node client node was revoked for administrator administrator.*

**Explanation:** OWNER authority over the named client node was revoked from the named administrator as a result of a REVOKE AUTHORITY command.

**System action:** Processing continues.

**User response:** None.

---

**ANR2128I** *command name: Access authority for node client node was revoked for administrator administrator.*

**Explanation:** ACCESS authority over the named client node was revoked from the named administrator as a result of a REVOKE AUTHORITY command.

**System action:** Processing continues.

**User response:** None.

---

**ANR2129I** *Administrative userid administrator name defined ONLY for authority over node node name has been removed.*

**Explanation:** The specified administrator has been removed because the client node was removed and the administrator only had OWNER access to the specified node.

**System action:** None.

**User response:** None.

---

**ANR2130S** *Early Product Version has Expired. Server is HALTING.*

**Explanation:** This server is pre-release version of the server. The pre-release version's expiration date has been reached.

**System action:** The server halts.

**User response:** Install the product version of the server.

---

**ANR2131I** *Server password set.*

**Explanation:** The password that the server uses to allow other servers to communicate with it has been set, changed or removed with the SET SERVERPASSWORD command.

**System action:** None.

**User response:** None.

---

**ANR2132I** *Server hladdress set to hladdress.*

**Explanation:** The high level address that other servers use to communicate with this server has been set to the value indicated with the SET SERVERHLADDRESS command.

**System action:** None.

**User response:** None.

---

**ANR2133I** *Server lladdress set to lladdress.*

**Explanation:** The low level address that other servers use to communicate with this server has been set to the value indicated with the SET SERVERLLADDRESS command.

**System action:** None.

**User response:** None.

---

**ANR2134I** *Server url set to url.*

**Explanation:** The url that other servers use to communicate with this server has been set to the value indicated with the SET SERVERURL command.

**System action:** None.

**User response:** None.

---

**ANR2135I** *Crossdefine set to state.*

**Explanation:** The ability for another server to automatically define itself to this server has been turned on or off as indicated with the SET CROSSDEFINE command.

**System action:** None.

**User response:** None.

---

**ANR2136I** *Administrator administrator name already has POLICY access for domain policy domain name.*

**Explanation:** The named administrator already has POLICY authority over the named policy domain. An attempt to grant client authority over this domain is ignored.

**System action:** The policy domain is skipped.

**User response:** None.

---

**ANR2137I** *Administrator administrator name already has POLICY access for domain policy domain name to which node node name belongs.*

**Explanation:** The named administrator already has POLICY authority over the named policy domain. An attempt to grant client authority for a client in this domain is ignored.



**System action:** The client is skipped.

**User response:** None.

---

#### ANR2138I Minimum password length set to *length*.

**Explanation:** The minimum length of a password a node or administrator may send to the server is indicated with the SET MINPWLENGTH command.

**System action:** None.

**User response:** None.

---

#### ANR2139E *Command: The value supplied for the minimum password length is not valid - length.*

**Explanation:** A SET MINPWLENGTH command has been entered that specifies a value for the length is not valid. Valid values are from 0 to 64, inclusive.

**System action:** The server does not process the command.

**User response:** Reissue the command with a valid value.

---

#### ANR2140E *Command: Invalid activity log retention period - retention value.*

**Explanation:** A SET ACTLOGRETENTION command has been entered that specifies an invalid log retention period.

**System action:** The server does not process the command.

**User response:** Reissue the command with a valid retention period.

---

#### ANR2141E *Command: Invalid password expiration period - days value.*

**Explanation:** A SET PASSEXP command has been entered that specifies an invalid days value.

**System action:** The server does not process the command.

**User response:** Reissue the command with a password expiration period.

---

#### ANR2142E *Command: Invalid server name - server name.*

**Explanation:** A SET SERVERNAME command has been entered that specifies an invalid server name.

**System action:** The server does not process the command.

**User response:** Reissue the command with a valid server name.

---

#### ANR2143E *Command: Invalid node name - node name.*

**Explanation:** The command shown specifies an invalid node name.

**System action:** The server does not process the command.

**User response:** Reissue the command with a valid node name.

---

#### ANR2144E *Command: Invalid password - password.*

**Explanation:** The command specifies an invalid node or administrator password.

**System action:** The server does not process the command.

**User response:** Ensure that the password adheres to naming convention rules and meets the minimum password length requirement as set by your administrator. Ensure that the new password is different from the old password. If you are authenticating to an LDAP directory server ensure that the new password meets all other password policy rules specified by the LDAP directory server. Reissue the command with a valid password.

---

#### ANR2145E *Command: Contact information exceeds maximum characters characters.*

**Explanation:** A REGISTER NODE or REGISTER ADMIN command has been entered that specifies a contact information value that is too long. The maximum valid length is shown in the command.

**System action:** The server does not process the command.

**User response:** Reissue the command with less contact information.

---

#### ANR2146E *Command: Node node name is not registered.*

**Explanation:** The command shown specifies a node that is not registered with the server.

**System action:** The server does not process the command.

**User response:** None.

---

#### ANR2147E *Command: Node node name is already registered.*

**Explanation:** A REGISTER NODE command has been entered that specifies a node name already registered with the server.

**System action:** The server does not process the command.

**User response:** To register the node, reissue the command and specify a different node name.

---

**ANR2148E** *Command: Administrator administrator ID is not registered.*

**Explanation:** The command shown specifies an administrator ID that is not registered with the server.

**System action:** The server does not process the command.

**User response:** None.

---

**ANR2149E** *Command: Administrator administrator ID is already registered.*

**Explanation:** A REGISTER ADMIN command has been entered that specifies an administrator ID already registered with the server.

**System action:** The server does not process the command.

**User response:** To register the administrator, reissue the command and specify a different administrator ID.

---

**ANR2150E** *Command: Node node name is currently accessing the server.*

**Explanation:** The command shown specifies a node that has an active session with the server.

**System action:** The server does not process the command.

**User response:** Reissue the command at a later time, or if necessary, cancel the current session and reissue the command.

---

**ANR2151E** *Command: Administrator administrator ID is currently accessing the server.*

**Explanation:** An UPDATE ADMIN or REMOVE ADMIN command has been entered that specifies an administrator ID that is having an active session with the server.

**System action:** The server does not process the command.

**User response:** Reissue the command at a later time, or if necessary, cancel the current session and reissue the command.

---

**ANR2152E** *Command: Inventory references still exist for node node name.*

**Explanation:** A REMOVE NODE command has been entered for a node for which the server is still storing backup or archive data, or both.

**System action:** The server does not process the command.

**User response:** To remove the node, delete all of its file spaces and any virtual file space mapping definitions from the server and reissue the command.

---

**ANR2153E** *Command: Invalid file space name - filespace name.*

**Explanation:** The specified server command has been entered with a file space name that is longer than allowed. Note that the maximum length of a unicode file space name is eight characters less than the maximum length of a non-unicode file space name.

**System action:** The server does not process the command.

**User response:** Reissue the command with a valid file space name.

---

**ANR2154E** *Command: Invalid administrator name - administrator ID.*

**Explanation:** The command shown specifies an invalid administrator ID.

**System action:** The server does not process the command.

**User response:** Reissue the command with a valid administrator ID.

---

**ANR2155E** *Command: Invalid privilege class - privilege class.*

**Explanation:** A command specifies an invalid administrative privilege class.

**System action:** The server does not process the command.

**User response:** Reissue the command with a valid privilege class.

---

**ANR2156E** *Command: Administrator administrator ID has already been granted system privilege.*

**Explanation:** A GRANT AUTHORITY command has been issued to grant system authority to an administrator ID that already has system authority.

**System action:** The server does not process the command.

**User response:** None.

---

**ANR2157E** *Command: Other privileges cannot be granted with system privilege.*

**Explanation:** A GRANT AUTHORITY command has been issued to grant system authority to an administrator ID, and at the same time to grant other privileges.

**System action:** The server does not process the command.

**User response:** Reissue the GRANT AUTHORITY command specifying only system privilege class.

---

**ANR2158E** *Command: Policy domains cannot be specified for unrestricted policy administrator administrator ID.*

**Explanation:** A REVOKE AUTHORITY command has been issued to revoke an administrator's policy authority over a specific policy domain, but the administrator has unrestricted policy authority.

**System action:** The server does not process the command.

**User response:** None.

---

**ANR2159E** *Command: Storage pools cannot be specified for unrestricted storage administrator administrator ID.*

**Explanation:** A REVOKE AUTHORITY command has been issued to revoke an administrator's storage authority over a specific storage pool, but the administrator has unrestricted storage authority.

**System action:** The server does not process the command.

**User response:** None.

---

**ANR2160E** *Command: No new privileges granted to administrator administrator ID.*

**Explanation:** A GRANT AUTHORITY command has been issued to grant authority to an administrator ID, but the administrator already has all privileges specified.

**System action:** The server does not process the command.

**User response:** None.

---

**ANR2161E** *Command: Only system privilege can be revoked for administrator administrator ID.*

**Explanation:** A REVOKE AUTHORITY command has been issued to revoke one or more of an administrator's privileges, but the administrator has system authority.

**System action:** The server does not process the command.

**User response:** None.

---

**ANR2162E** *Command: No privileges revoked for administrator administrator ID.*

**Explanation:** A REVOKE AUTHORITY command has been issued to revoke authority from an administrator ID, but the administrator does not have any of the privileges specified.

**System action:** The server does not process the command.

**User response:** None.

---

**ANR2163E** *Command: Command is invalid for administrator ID.*

**Explanation:** The command specified cannot be issued for the server console. For instance, the server console administrator ID cannot be removed.

**System action:** The server does not process the command.

**User response:** None.

---

**ANR2164E** *Command: Command rejected - administrator ID is the only system administrator.*

**Explanation:** A REMOVE ADMIN or REVOKE AUTHORITY command has been issued to remove or revoke the authority of the last administrator who had system authority.

**System action:** The server does not process the command.

**User response:** To remove or revoke this ID, grant system authority to another administrator ID before reissuing the command.

---

**ANR2165E** *Command: Invalid begin date - date.*

**Explanation:** A QUERY ACTLOG command has been entered that specifies an invalid begin date as a search criteria.

**System action:** The server does not process the command.

**User response:** Reissue the command with a valid begin date.

---

**ANR2166E** *Command: Invalid begin time - time.*

**Explanation:** A QUERY ACTLOG command has been entered that specifies an invalid begin time as a search criteria.

**System action:** The server does not process the command.

**User response:** Reissue the command with a valid begin time.

---

**ANR2167E** *Command: Invalid end date - date.*

**Explanation:** A QUERY ACTLOG command has been entered that specifies an invalid end date as a search criteria.

**System action:** The server does not process the command.

**User response:** Reissue the command with a valid end date.

---

**ANR2168E** *Command: Invalid end time - time.*

**Explanation:** A QUERY ACTLOG command has been entered that specifies an invalid end time as a search criteria.

**System action:** The server does not process the command.

**User response:** Reissue the command with a valid end time.

---

**ANR2169E** *Command: Invalid message number - message number.*

**Explanation:** A QUERY ACTLOG command has been entered that specifies an invalid message number as a search criteria.

**System action:** The server does not process the command.

**User response:** Reissue the command with a valid message number.

---

**ANR2170E** *Command: Invalid message search string argument - search string.*

**Explanation:** A QUERY ACTLOG command has been entered that specifies an invalid search string as a search criteria.

**System action:** The server does not process the command.

**User response:** Reissue the command with a valid search string.

---

**ANR2171E** *Command: Invalid time range - Begin: date time End: date time.*

**Explanation:** A QUERY ACTLOG command has been entered that specifies an invalid beginning and ending date/time range. This error can occur when the beginning date/time is not before the ending date/time.

**System action:** The server does not process the command.

**User response:** Reissue the command with a valid date/time range.

---

**ANR2172E** *Command: No matching administrators.*

**Explanation:** The command shown specified an administrator ID that does not match any administrator registered with the server.

**System action:** The command is not executed.

**User response:** If desired, reissue the command with a different administrator ID.

---

**ANR2173E** *Command: Location information exceeds maximum characters characters.*

**Explanation:** A DEFINE or UPDATE VOLUME command has been entered that specifies a location information value that is too long. The maximum valid length is shown in the command.

**System action:** The server does not process the command.

**User response:** Reissue the command with less location information.

---

**ANR2174E** *Administrator administrator ID is not registered. Schedule schedule name is not processed and is marked as failed.*

**Explanation:** The command shown specifies an administrator ID that is not registered with the server. The schedule and related command are not processed.

**System action:** The server does not process the command.

**User response:** Update the command schedule with a valid administrator ID which has the proper authority to execute the scheduled command.

---

**ANR2175I** *Invalid password limit set to password attempts limit attempts.*

**Explanation:** The maximum number of consecutive invalid passwords a node or administrator may send to the server is indicated with the SET INVALIDPWLIMIT command.

**System action:** None.

**User response:** None.

---

**ANR2176E** *Command: The value supplied for the invalid password attempts limit is not valid - password attempts limit.*

**Explanation:** A SET INVALIDPWLIMIT command has been entered that specifies a value for the consecutive invalid password attempts limit that is not valid. Valid values are from 0 to 9999, inclusive.

**System action:** The server does not process the command.

**User response:** Reissue the command with a valid value.

---

**ANR2177I** *node/admin name* **has count invalid sign-on attempts. The limit is** *limit*.

**Explanation:** The server detected an invalid password for the specified node during sign-on processing. The node currently has sent *count* consecutive invalid passwords. The maximum allowed is *limit*. The server will lock the node when *limit* is reached.

**System action:** The node or administrator session will be refused.

**User response:** Before the client node is permitted to access the server, a properly authorized administrator must unlock the node or administrator with the UNLOCK NODE or UNLOCK ADMIN command.

---

**ANR2178E** *node/admin name* **has been locked. Invalid sign-on attempt limit (limit) reached.**

**Explanation:** The specified node has been locked by the server. The limit for consecutive invalid passwords has been reached.

**System action:** The node or administrator session will be refused.

**User response:** Before the client node is permitted to access the server, a properly authorized administrator must unlock the node or administrator with the UNLOCK NODE or UNLOCK ADMIN command.

---

**ANR2179E** **Administrator** *administrator* **should have been locked, but was not.**

**Explanation:** The indicated administrator reached the limit for consecutive invalid passwords and should have been locked. If it were locked, there would be no means to execute commands requiring system authority.

**System action:** The administrator session will be refused.

**User response:** Sign-on again using the correct password.

---

**ANR2180W** **Unable to update last access date for administrator** *administrator ID* **- insufficient recovery log space.**

**Explanation:** While establishing an administrative session for the indicated ID, the server is unable to update the administrator's date of last access due to insufficient recovery log space.

**System action:** The server establishes the administrative session, but the last access date is not updated.

**User response:** To increase the amount of log space

that is available to the server, evaluate the directories and file systems that are assigned to the ACTIVELOGDIRECTORY, ARCHIVELOGDIRECTORY, and ARCHFAILOVERLOGDIRECTORY options in the dmserv.opt file. An out of log space condition might occur because the ACTIVELOGDIRECTORY location is full.

Alternatively, an out of log space condition might occur if there are log files in the ACTIVELOGDIRECTORY location that are no longer active and cannot be archived to the ARCHIVELOGDIRECTORY and ARCHFAILOVERLOGDIRECTORY locations. If necessary, specify a larger directory for the ARCHIVELOGDIRECTORY or ARCHFAILOVERLOGDIRECTORY options in the dmserv.opt file and then restart the server.

---

**ANR2181W** **Unable to update last access date for administrator** *administrator ID* **- insufficient database space.**

**Explanation:** While establishing an administrative session for the indicated ID, the server cannot update the administrator's date of last access due to insufficient database space.

**System action:** The server establishes the administrative session, but the last access date is not updated.

**User response:** To increase the amount of database space that is available to the server, issue the EXTEND DBSPACE command to add one or more directories to the database.

---

**ANR2182W** **Unable to update last access date for administrator** *administrator ID* **- internal server error.**

**Explanation:** While establishing an administrative session for the indicated ID, the server cannot update the administrator's date of last access due to a server internal error.

**System action:** The server establishes the administrative session, but the last access date is not updated.

**User response:** Examine the server messages issued prior to this message to determine the source of the error. Issue the QUERY ACTLOG command to view the activity log and search for messages. If the error cannot be isolated and resolved, contact your service representative.

---

**ANR2183W** *Diagnostic(ID):* **Transaction** *transaction ID* **was aborted.**

**Explanation:** An error was detected during transaction commit that caused this transaction to be aborted. This message may have been preceded by other messages

that give additional information about the failed transaction.

**System action:** The activity that generated this error fails.

**User response:** Check for additional messages and eliminate the condition that caused the failed transaction. If this was encountered while the server was halting then this can be ignored. During server HALT processing, existing in-flight transactions may be aborted as a normal part of server shutdown processing. If the error cannot be isolated and resolved, contact your service representative.

---

**ANR2184W** *Diagnostic(ID): Transaction transaction ID was aborted for command command.*

**Explanation:** An error was detected during transaction commit for the specified server command. This message should be preceded by other messages that give additional information about the failed transaction.

**System action:** The activity that generated this error fails.

**User response:** Check for additional messages and eliminate the condition that caused the failed transaction. If the error cannot be isolated and resolved, contact your service representative.

---

**ANR2185W** *Transaction was aborted for command command.*

**Explanation:** An error was detected during transaction commit. This message should be preceded by other messages that give additional information about the failed transaction.

**System action:** The activity that generated this error fails.

**User response:** Check for additional messages and eliminate the condition that caused the failed transaction. If the error cannot be isolated and resolved, contact your service representative.

---

**ANR2186W** *Transaction was aborted for session session number for node node name (client platform).*

**Explanation:** An error was detected during transaction commit. This message should be preceded by other messages that give additional information about the failed transaction.

**System action:** The activity that generated this error fails.

**User response:** Check for additional messages and eliminate the condition that caused the failed transaction. If the error cannot be isolated and resolved, contact your service representative.

---

**ANR2187W** *Transaction was aborted for node/admin name.*

**Explanation:** An error is detected during a transaction commit for the specified node or administrator name. This message should be preceded by other messages that give additional information about the failed transaction.

**System action:** The activity that generated this error fails.

**User response:** Check for additional messages and eliminate the condition that caused the failed transaction. If the error cannot be isolated and resolved, contact your service representative.

---

**ANR2188W** *A Transaction was aborted. The activity is terminating.*

**Explanation:** An error is detected during a transaction commit. This message should be preceded by other messages that give additional information about the failed transaction.

**System action:** The activity that generated this error ends.

**User response:** Check for additional messages and eliminate the condition that caused the failed transaction. If the error cannot be isolated and resolved, contact your service representative.

---

**ANR2189W** *Diagnostic(ID): Transaction transaction ID was aborted for node/admin name.*

**Explanation:** An error is detected during a transaction commit for the specified node or administrator name. This message should be preceded by other messages that give additional information about the failed transaction.

**System action:** The activity that generated this error fails.

**User response:** Check for additional messages and eliminate the condition that caused the failed transaction. If the error cannot be isolated and resolved, contact your service representative.

---

**ANR2190E** *command: Device class DISK cannot be specified for this command.*

**Explanation:** The DEVCLASS value DISK cannot be specified for the command.

**System action:** The command fails and server operation continues.

**User response:** Reissue the command and specify a valid device class. Issue the QUERY DEVCLASS command for a list of valid device classes for the server.

---

**ANR2191E** *command: Volume list contains defined and undefined volumes.*

**Explanation:** The list of volumes specified on the SALVAGE VOLUME command must all be defined to the server, or all not defined to the server.

**System action:** The command fails and server operation continues.

**User response:** Reissue the command and specify a valid list of volumes.

---

**ANR2192E** *Command: Unable to start background process.*

**Explanation:** The server command processor is not able to start a background process to perform the command *command*.

**System action:** The command process ends and server operation continues.

**User response:** See the documentation for the operating system about how to increase memory for an application.

---

**ANR2193E** *Command: Invalid option set name - option set name.*

**Explanation:** The command shown specifies an invalid option set name.

**System action:** The server does not process the command.

**User response:** Reissue the command with a valid option set name.

---

**ANR2194E** *Command: Invalid option set description - too long.*

**Explanation:** The command shown specifies an invalid description. The description is too long.

**System action:** The server does not process the command.

**User response:** Reissue the command with a valid description.

---

**ANR2195E** *Command: Invalid option sequence number - option sequence number name.*

**Explanation:** The command shown specifies an invalid option sequence number.

**System action:** The server does not process the command.

**User response:** Reissue the command with a valid option sequence number.

---



---

**ANR2196W** *An existing server password file, password file name, was found during a database format operation. It was renamed to new password file name.*

**Explanation:** A password file already exists. The file cannot be used by the new instance of the server database. You might need it later, however, if the database is restored to an earlier point in time.

**System action:** The password file was renamed.

**User response:** If the database will be restored to an earlier point in time, save the renamed password file. After the database is restored, rename the password file to 'dsmserv.pwd' and place it in the server instance directory.

---

**ANR2197E** *Command: The value supplied for the WEB authentication time out is not valid - time-out value.*

**Explanation:** A SET WEBAUTHTIMEOUT command has been entered that specifies a value that is not valid. Valid values are from 0 to 9999, inclusive.

**System action:** The server does not process the command.

**User response:** Reissue the command with a valid value.

---

**ANR2198I** *Command: Web authentication time-out set to time-out value minutes.*

**Explanation:** The time-out value that determines how often WEB browser administrative users need to re-authenticate with the server has been set with the SET WEBAUTHTIMEOUT command to the value displayed.

**System action:** None.

**User response:** None.

---

**ANR2199I** *Password expiration period for node node name set to number of days days.*

**Explanation:** The number of days that the node's password can be used before it must be changed has been set to the value indicated with the SET PASSEXP command.

**System action:** None.

**User response:** None.

---

**ANR2200I** *Storage pool storage pool name defined (device class device class name).*

**Explanation:** A DEFINE STGPOOL command has created the storage pool indicated of the device class shown.

**System action:** None.

---

User response: None.

---

**ANR2201I** Storage pool *storage pool name* deleted.

**Explanation:** A DELETE STGPOOL command has deleted the storage pool indicated.

**System action:** None.

**User response:** None.

---

**ANR2202I** Storage pool *storage pool name* updated.

**Explanation:** An UPDATE STGPOOL command has updated the storage pool indicated.

**System action:** None.

**User response:** None.

---

**ANR2203I** Device class *device class name* defined.

**Explanation:** A DEFINE DEVCLASS command has created the device class indicated.

**System action:** None.

**User response:** None.

---

**ANR2204I** Device class *device class name* deleted.

**Explanation:** A DELETE DEVCLASS command has deleted the device class indicated.

**System action:** None.

**User response:** None.

---

**ANR2205I** Device class *device class name* updated.

**Explanation:** An UPDATE DEVCLASS command has updated the device class indicated.

**System action:** None.

**User response:** None.

---

**ANR2206I** Volume *volume name* defined in storage pool *storage pool name* (device class *device class name*).

**Explanation:** A DEFINE VOLUME command has defined the volume indicated in the storage pool shown that belongs to the device class shown.

**System action:** None.

**User response:** None.

---

**ANR2207I** Volume *volume name* updated.

**Explanation:** An UPDATE VOLUME command has updated the volume indicated.

**System action:** None.

**User response:** None.

---

**ANR2208I** Volume *volume name* deleted from storage pool *storage pool name*.

**Explanation:** The volume indicated has been deleted by one of the following:

- A DELETE VOLUME command was issued.
- The volume was empty and the volume's access mode was updated to destroyed.
- The volume was empty, scratch, and offsite, and the access mode was changed to readwrite, readonly, or unavailable.
- The volume was scratch, not offsite, and was emptied by DELETE FILESPACE, RECLAMATION, or RESTORE VOLUME/STGPOOL.
- The volume was an empty scratch WORM FILE volume and deleted by RECLAMATION since the retention of the volume has expired.

**System action:** None.

**User response:** None.

---

**ANR2209W** Volume *volume name* contains no data.

**Explanation:** The AUDIT VOLUME or MOVE DATA command entered specifies a volume that contains no data.

**System action:** The server does not process the command.

**User response:** None.

---

**ANR2210I** Vary online initiated for disk volume *volume name*.

**Explanation:** A VARY ONLINE command for the volume shown is being processed, and if no errors occur the volume will be varied online.

**System action:** None.

**User response:** None.

---

**ANR2211I** Vary offline initiated for disk volume *volume name*.

**Explanation:** A VARY OFFLINE command for the volume shown is being processed and, if no errors occur, the volume will be varied offline.

**System action:** None.

**User response:** None.

---

**ANR2212I** Command: No volumes updated.

**Explanation:** An UPDATE VOLUME command has been entered, but no objects were updated.

**System action:** None.

**User response:** None.



---

**ANR2213I** *Command: Storage pool storage pool name renamed to storage pool name.*

**Explanation:** A RENAME STGPOOL command has been entered. The rename of the storage pool was successful.

**System action:** None.

**User response:** None.

---

**ANR2214E** *Command: Invalid backup set name - backup set name.*

**Explanation:** The command shown specifies an invalid backup set name.

**System action:** The command fails.

**User response:** Reissue the command with a valid backup set name.

---

**ANR2215E** *Command: Description text is too long.*

**Explanation:** The specified description text is too long for a command that allows description text to be specified.

**System action:** The command fails

**User response:** Reissue the command specifying a shorter description

---

**ANR2216E** *Command: Device class must be a sequential device class.*

**Explanation:** The device class specified on the command is not a sequential device class.

**System action:** The command fails

**User response:** Reissue the command specifying the name of a sequential device class

---

**ANR2217E** *Command: Invalid backup set retention period - retention value.*

**Explanation:** Server processing for the backup set command *command* fails because the value (*retention value*) specified for the RETENTION parameter is not valid.

**System action:** The command fails

**User response:** Reissue the command specifying a valid RETENTION value.

---

**ANR2218E** *Command: A device class must be specified.*

**Explanation:** The DEVCLASS parameter is not specified in the command *command name*. A DEVCLASS value must be specified.

**System action:** The command fails.

**User response:** Reissue the command specifying a valid device class. Issue the QUERY DEVCLASS command for a list of valid device classes for the server.

---

**ANR2219E** *Command: Storage pool cloud url exceeds 870 characters.*

**Explanation:** The command indicated contains a storage pool cloud url that exceeds the maximum length allowed.

**System action:** The server does not process the command.

**User response:** Reissue the command with a valid storage pool cloud url.

---

**ANR2220W** *This command will delete volume volume name from its storage pool after verifying that the volume contains no data.*

**Explanation:** A DELETE VOLUME command with the Discarddata=No option has been entered.

**System action:** The system asks whether you wish to continue with the command.

**User response:** To process the DELETE VOLUME command, enter 'Y' to continue or 'N' to stop the process.

---

**ANR2221W** *This command will result in the deletion of all inventory references to the data on volume volume name, thereby rendering the data unrecoverable. If the volume being deleted contains deduplicated data, the server invalidates all files that reside in the storage pool that are dependent upon the data stored on this volume. Files on other volumes might be marked as damaged and result in warning messages when that data is accessed.*

**Explanation:** A DELETE VOLUME command with the Discarddata=Yes option has been entered.

**System action:** The system asks whether you wish to continue with the command.

**User response:** To process the DELETE VOLUME command, enter 'Y' to continue or 'N' to stop the process.

---

**ANR2222I** *Discard Data process started for volume volume name (process ID process ID).*

**Explanation:** As a result of a DELETE VOLUME command with the Discarddata=Yes option, the process whose ID is displayed has begun to delete the data on the volume shown.

**System action:** The server deletes the data on the volume.

**User response:** None.

**ANR2223I Discard Data process ended for volume *volume name* - volume deleted from storage pool *storage pool name*.**

**Explanation:** The process that deleted data for the volume shown has ended, and the volume has been deleted.

**System action:** None.

**User response:** None.

**ANR2224W Discard Data process terminated for volume *volume name* - process canceled.**

**Explanation:** The process that was deleting data for the volume shown, in preparation for deleting the volume, has been canceled.

**System action:** The server does not delete the volume.

**User response:** None.

**ANR2225W Discard Data process terminated for volume *volume name* - volume still contains data.**

**Explanation:** The process that was deleting data for the volume shown, in preparation for deleting the volume, has ended. However, the volume contains data.

**System action:** The server does not delete the volume.

**User response:** Contact your service representative.

**ANR2226W Discard data process terminated for volume *volume name* - sufficient recovery log space is not available.**

**Explanation:** The process that was deleting data for the volume shown, in preparation for deleting the volume, has ended due to a shortage of recovery log space.

**System action:** The server does not delete the volume.

**User response:** To increase the amount of log space that is available to the server, evaluate the directories and file systems that are assigned to the ACTIVELOGDIRECTORY, ARCHIVELOGDIRECTORY, and ARCHFAILOVERLOGDIRECTORY options in the dsmserv.opt file. An out of log space condition might occur because the ACTIVELOGDIRECTORY location is full.

Alternatively, an out of log space condition might occur if there are log files in the ACTIVELOGDIRECTORY location that are no longer active and cannot be archived to the ARCHIVELOGDIRECTORY and

ARCHFAILOVERLOGDIRECTORY locations. If necessary, specify a larger directory for the ARCHIVELOGDIRECTORY or ARCHFAILOVERLOGDIRECTORY options in the dsmserv.opt file and then restart the server.

**ANR2227W Discard data process terminated for volume *volume name* - sufficient memory is not available.**

**Explanation:** The process that was deleting data for the volume shown, in preparation for deleting the volume, has ended due to a shortage of memory.

**System action:** The server does not delete the volume.

**User response:** See the documentation for the operating system about how to increase memory for an application.

**ANR2228W Discard data process terminated for volume *volume name* - lock conflict detected.**

**Explanation:** The process that was deleting data for the volume shown, in preparation for deleting the volume, has ended due to a locking conflict.

**System action:** The server does not delete the volume.

**User response:** Reissue the command at a later time. If this problem persists, contact your service representative.

**ANR2229W Discard data process terminated for volume *volume name* - internal server error detected.**

**Explanation:** The process that was deleting data for the volume shown, in preparation for deleting the volume, has ended due to a server internal error.

**System action:** The server does not delete the volume

**User response:** Examine the server messages that were issued prior to this message to determine the source of the error. Issue the QUERY ACTLOG command to view the activity log and search for messages that indicate the source of the error.

**ANR2232W This command will move all of the data stored on volume *volume name* to other volumes within the same storage pool; the data will be inaccessible to users until the operation completes.**

**Explanation:** A move data has been entered that will move data from the indicated volume to other volumes in the same storage pool. While the data is being moved, it will not be available to users.

**System action:** The administrator is asked whether to continue.

**User response:** Enter 'Y' to continue with the command or 'N' to end the process.

---

**ANR2233W** This command will move all of the data stored on volume *volume name* to other volumes in storage pool *storage pool name*; the data will be inaccessible to users until the operation completes.

**Explanation:** A move data has been entered that will move data from the indicated volume to volumes in the storage pool shown. While the data is being moved it will not be available to users.

**System action:** The administrator is asked whether to continue.

**User response:** Enter 'Y' to continue with the command or 'N' to end the process.

---

**ANR2234W** This command will halt the server; if the command is issued from a remote client, it may not be possible to restart the server from the remote location.

**Explanation:** A HALT command has been entered.

**System action:** The administrator is asked whether to continue.

**User response:** Enter 'Y' to halt the server or 'N' to leave the server activated.

---

**ANR2235W** This command will remove administrator *adminName*. This administrator has defined or updated schedules. Removing this authority WILL cause these schedules to fail.

**Explanation:** A REMOVE ADMINISTRATOR command has been entered for an administrator that owns administrative schedules. If you confirm that you want to proceed with this command, the schedules owned by this administrator will fail when executed in the future.

**System action:** The system asks whether you wish to continue with the command.

**User response:** To process the REMOVE ADMINISTRATOR command, enter 'Y' to continue or 'N' to stop the process. To deal with schedules owned by the administrator, use the QUERY SCHEDULE command OR an SQL SELECT statement on the ADMIN\_SCHEDULES table to determine which schedules were last updated by the administrator. Use the UPDATE SCHEDULE command to update those schedules under an administrator that has authority to execute them, or use the DELETE SCHEDULE command to remove the schedules.

---

**ANR2236W** This command has removed administrator *adminName*. This administrator has defined or updated schedules. This WILL cause these schedules to fail in the future.

**Explanation:** A REMOVE ADMINISTRATOR command has been entered and the administrator removed owns administrative schedules. The schedules will fail when executed in the future because they do not belong to a valid administrator.

**System action:** The system removes the administrator.

**User response:** Use the QUERY SCHEDULE command OR an SQL SELECT statement on the ADMIN\_SCHEDULES table to determine which schedules were last updated by the administrator. Use the UPDATE SCHEDULE command to update those schedules under an administrator that has authority to execute them, or use the DELETE SCHEDULE command to remove the schedules.

---

**ANR2237W** This command has revoked privileges for administrator *adminName*. This administrator has defined or updated schedules. This may cause these schedules to fail in the future.

**Explanation:** A REVOKE AUTHORITY command has been entered.

**System action:** The system removes the authority.

**User response:** None.

---

**ANR2238W** This command will result in the deletion of all inventory references to the data on filespaces that match the pattern *filesystem name* for node *node name*, whereby rendering the data unrecoverable.

**Explanation:** A DELETE FILESPACE command has been entered.

**System action:** The system asks whether you wish to continue with the command.

**User response:** To process the DELETE FILESPACE command, enter 'Y'; otherwise, enter 'N'.

---

**ANR2239W** This command will revoke privileges for administrator *adminName*. This administrator has defined or updated schedules. Revoking this authority may cause schedules to fail.

**Explanation:** A REVOKE AUTHORITY command has been entered.

**System action:** The system asks whether you wish to continue with the command.

**User response:** To process the REVOKE AUTHORITY command, enter 'Y' to continue or 'N' to stop the process.

---

**ANR2240E** *Command: Storage pool cloud identity exceeds 255 characters.*

**Explanation:** The command indicated contains a storage pool cloud identity that exceeds the maximum length allowed.

**System action:** The server does not process the command.

**User response:** Reissue the command with a valid storage pool cloud identity.

---

**ANR2241E** *Command: Storage pool cloud password exceeds 255 characters.*

**Explanation:** The command indicated contains a storage pool cloud password that exceeds the maximum length allowed.

**System action:** The server does not process the command.

**User response:** Reissue the command with a valid storage pool cloud password.

---

**ANR2242E** *Command: The cloud url for the cloud storage pool contains no information.*

**Explanation:** There is no valid cloud url in this command.

**System action:** The IBM Spectrum Protect server does not process the command.

**User response:** Reissue the command with a valid cloud url.

---

**ANR2243E** *Command: Provide the cloud storage pool identity.*

**Explanation:** A cloud storage pool identity is necessary for this command.

**System action:** The IBM Spectrum Protect server does not process the command.

**User response:** Reissue the command with a valid cloud storage pool identity.

---

**ANR2244I** *Activity Summary pruning started: removing entries prior to date time.*

**Explanation:** Server activity summary records older than the date and time indicated are being removed from the activity summary.

**System action:** None.

**User response:** None.

---

**ANR2245I** *Activity summary pruning completed: number of records records removed.*

**Explanation:** All expired (older than the summary archive retention value) server activity summary records have been removed; the number of records deleted is shown.

**System action:** None.

**User response:** None.

---

**ANR2246I** *Vary online process initiated for database volume volume name (process ID process ID).*

**Explanation:** In response to a VARY ONLINE command, the process with the process ID shown has been started to vary on the database volume indicated.

**System action:** None.

**User response:** None.

---

**ANR2247I** *Database volume volume name varied offline.*

**Explanation:** A VARY OFFLINE command has put the indicated database volume into an offline state.

**System action:** None.

**User response:** None.

---

**ANR2248E** *Command: The cloud storage pool password is missing.*

**Explanation:** A cloud storage pool password is necessary for this command.

**System action:** The IBM Spectrum Protect server does not process the command.

**User response:** Reissue the command with a valid cloud storage pool password.

---

**ANR2249I** *Storage pool storage pool name is defined.*

**Explanation:** A DEFINE STGPOOL command has created the storage pool.

**System action:** None.

**User response:** None.

---

**ANR2250E** *command: Operation is not allowed because node nodename is decommissioned.*

**Explanation:** You might be able to restore or retrieve data from a decommissioned client node, but you cannot store new data or alter existing data.

**System action:** Client sessions that attempt to store new data or change existing data will be terminated with a protocol error.

**User response:** None.

---

**ANR2251S** The ACCESS setting for storage pool *poolname* was changed from *access* to UNAVAILABLE. The pool is enabled for encryption, but the master encryption key for the server is not available.

**Explanation:** The server either does not have a master encryption key or the master encryption key is not available. Encrypted storage pool data cannot be read from or written to the storage pool.

**System action:** The storage pool ACCESS setting was changed to UNAVAILABLE.

**User response:** Verify that the server key database, dsmkeydb.kdb, and its password stash file, dsmkeydb.sth, exist and can be read by the server. If necessary, recover the password file from a backup.

After the server password file becomes available to the server, restart the server and issue the UPDATE STGPOOL command to change the ACCESS setting to its original value.

---

**ANR2252S** The ACCESS setting for storage pool *poolname* was changed from *access* to UNAVAILABLE. The pool is enabled for encryption, but the master encryption key for the server was reset.

**Explanation:** The master encryption key used to protect data in encrypted storage pools changed, possibly because the server key database, dsmkeydb.kdb, was deleted. The server cannot read existing data that was encrypted because it no longer has access to the encryption key used to protect the data.

**System action:** The storage pool ACCESS setting was changed to UNAVAILABLE.

**User response:** Rename the server key database, dsmkeydb.kdb, and its password stash file, dsmkeydb.sth, and recover an earlier version of the password file from a backup. Restart the server. Issue the UPDATE STGPOOL command to change the storage pool ACCESS setting back to its original value.

---

**ANR2253E** *Command:* You cannot specify the ENCRYPT=YES parameter because the server master encryption key is unavailable.

**Explanation:** Encryption cannot be enabled for a storage pool because the server master encryption key is not available.

**System action:** The command fails.

**User response:** Reissue the command and specify ENCRYPT=NO.

If encryption is required, review the activity log for errors related to either the server master encryption key or the server password file. Correct any problems that prevent the master encryption key being read from the server password file.

---

**ANR2254E** *Command:* The VOLUMENAMES parameter must be specified when SCRATCH=NO is specified.

**Explanation:** The SCRATCH parameter is specified as NO for the command *Command* but the VOLUMENAMES parameter is not specified. When scratch volumes are not allowed, the VOLUMENAMES parameter must be specified to indicate the volumes that can be used for the command.

**System action:** The command fails.

**User response:** Reissue the command and specify a valid VOLUMENAMES parameter.

---

**ANR2255E** *Command:* The VOLUMENAMES parameter must be specified.

**Explanation:** The VOLUMENAMES parameter must be specified to indicate the volumes that can be used for the command.

**System action:** The command fails.

**User response:** Reissue the command and specify a valid VOLUMENAMES parameter.

---

**ANR2256E** *Command:* The RETENTION parameter must be specified.

**Explanation:** The RETENTION parameter must be specified to indicate the retention period to be used for the command.

**System action:** The command fails.

**User response:** Reissue the command and specify a valid RETENTION parameter.

---

**ANR2257E** *Command:* Administrator *administrator name* is not authorized to issue this command for node *node name*.

**Explanation:** The specified administrator has entered the indicated command, but this administrator does not have the proper authority necessary to run the command for the indicated node. Note: This message can be issued as a result of the server option REQSYSAUTHOUTFILE YES being in effect.

**System action:** The server does not process the command for the indicated node. If multiple nodes were specified on the command, the server may continue processing the command for the other nodes.

**User response:** Examine previous messages for any additional information. Issue the command from a

properly authorized administrator ID, or contact the system administrator to have additional authority granted to the current administrator ID.

---

**ANR2258E** *Command: Invalid summary retention period - retention value.*

**Explanation:** A SET SUMMARYRETENTION command has been entered that specifies an invalid retention period.

**System action:** The server does not process the command.

**User response:** Reissue the command with a valid retention period.

---

**ANR2259I** *Summary retention period set to number of days days.*

**Explanation:** The number of days that activity summary records are kept in the server database has been set to the value indicated with the SET SUMMARYRETENTION command.

**System action:** None.

**User response:** None.

---

**ANR2260W** *The version of IBM Spectrum Protect is not compatible with this operating system.*

**Explanation:** The command cannot be processed on this operating system.

**System action:** The operation fails.

**User response:** Use an operating system that is compatible with IBM Spectrum Protect to issue this command. For information about operating systems that are supported by IBM Spectrum Protect, see technote 1243309 "Overview - IBM Spectrum Protect Supported Operating Systems" (<http://www-01.ibm.com/support/docview.wss?uid=swg21243309>).

---

**ANR2261W** *The server password file, password file name, was not found. A new master encryption key will be created and stored in a new password file.*

**Explanation:** The master encryption key cannot be read from the password file because the file does not exist.

**System action:** A new master encryption key will be created and stored in the server password file.

**User response:** If storage pool encryption is not in use, no action is required.

If existing storage pools contain encrypted data, restore the server password file. Restore it to a version that contains the master encryption key that was used to

protect the encrypted storage pool data. Restart the server.

---

**ANR2262E** *Unable to read from the server password file, password file name; reason: error reason.*

**Explanation:** The server could not read the master encryption key from the server password file.

**System action:** None.

**User response:** Correct the problem identified in the error reason and restart the server.

---

**ANR2263E** *Unable to write to the server password file, password file name; reason: error reason.*

**Explanation:** The server could not write the master encryption key to the server password file.

**System action:** None.

**User response:** Correct the problem identified in the error reason and restart the server.

---

**ANR2264E** *Corruption detected reading from the server password file, password file name. The master encryption key cannot be read.*

**Explanation:** The server detected corruption in the server password file while attempting to read the master encryption key. The master encryption key could not be read.

**System action:** None.

**User response:** Recover the password file from a backup. Restart the server.

---

**ANR2265E** *The SERVERPASSWORD cannot be blank.*

**Explanation:** Encryption does not work if the password is not set.

**System action:** None.

**User response:** Set the server password.

---

**ANR2266I** *Vary online process initiated for recovery log volume volume name (process ID process ID).*

**Explanation:** In response to a VARY ONLINE command, the process with process ID shown has been started to vary on the recovery log volume indicated.

**System action:** None.

**User response:** None.

---

**ANR2267I** Recovery log volume *volume name* varied offline.

**Explanation:** A VARY OFFLINE command has put the recovery log volume indicated into an offline state.

**System action:** None.

**User response:** None.

---

**ANR2268W** ENCRYPTED value *encryption value* was not changed when the CLOUDLOCATION parameter was updated to *cloudlocation value*.

**Explanation:** The ENCRYPTION value does not automatically change when you change the CLOUDLOCATION value in the UPDATE STGPOOL command.

**System action:** None.

**User response:** If you want to turn encryption off, change the ENCRYPTION value to OFF.

---

**ANR2269E** The PROTECTKEYS=NO parameter cannot be specified on the SET DBRECOVERY command because one or more storage pools are enabled for encryption.

**Explanation:** The SET DBRECOVERY command failed because PROTECTKEYS=NO was specified and one or more storage pools are enabled for encryption.

**System action:** The server does not process the command.

**User response:** Issue the SET DBRECOVERY command without the PROTECTKEYS=NO parameter.

---

**ANR2270E** The PROTECTKEYS parameter is not enabled.

**Explanation:** The master encryption key must be set before you enable the PROTECTKEYS parameter.

**System action:** The server does not process the command.

**User response:** Issue the SET SERVERPASSWORD command to set and protect the master encryption key.

---

**ANR2272W** This command will result in the deletion of all inventory references to damaged data in stgpool *stgpool*.

**Explanation:** A REMOVE DAMAGE command has been entered.

**System action:** The system asks whether you wish to continue with the command.

**User response:** To process the REMOVE DAMAGE

command, enter 'Y' to continue or 'N' to stop the process.

---

**ANR2273E** A protection or replication operation failed because a container is not available.

**Explanation:** The server cannot complete the operation because it cannot access data in a container.

**System action:** The operation fails and server operation continues.

**User response:** For details about the problem, see the first-failure data capture (FFDC) log for the server. By default, the log is named dsmffdc.log and is in the server instance directory. Validate the data in the container that caused the problem by issuing the AUDIT CONTAINER command. If the command results show that the container is damaged, repair the storage pool by using the REPAIR STGPOOL command. Then, retry the operation that failed.

---

**ANR2274W** Operation is not allowed because the VM backed up to file space *file spacename* is decommissioned.

**Explanation:** The file space is a decommissioned VM and will not be processed by this command.

**System action:** Processing will continue with the next filesystem in the list.

**User response:** None.

---

**ANR2275I** Data Base Space trigger defined, but is disabled.

**Explanation:** A database space trigger has been defined, but because the space expansion percentage is currently set to 0, the space trigger is disabled.

**System action:** None.

**User response:** To activate the space trigger, use the UPDATE SPACETRIGGER command to set the space expansion percentage to a value greater than 0.

---

**ANR2276W** The administrative user ID *administrator name* matches a node name. The matching names can cause password management issues if you are authenticating users with a Lightweight Directory Access Protocol (LDAP) server in integrated mode.

**Explanation:** Integrated mode means that users authenticate with an LDAP server by using IDs that are defined on that server. If you are using integrated mode, and have a matching administrative user ID and node name, they resolve to a single LDAP user ID. In this situation, automatic password changes might update the same password twice. As a result, the

password might become unknown to the administrative user ID. Alternatively, password update operations might fail.

**System action:** System operations continue.

**User response:** To avoid password management issues, complete the following steps: 1. Remove the specified administrative user ID by using the REMOVE ADMIN command. For example, if the administrator is ADMIN6, issue the following command: remove admin admin6 2. Register a different administrative user ID for client owner operations by using the REGISTER ADMIN command. For example, if the administrator is ADMIN6 and you want to authenticate with an LDAP server, issue the following command: register admin admin6 authentication=ldap 3. Grant client owner privileges to the new administrative user ID by using the GRANT AUTHORITY command. For example, if the administrator is ADMIN6 and the node name is NODE2, issue the following command: grant authority admin6 classes=node authority=owner node=node2

---

**ANR2277W The server master encryption key was not found. A new master encryption key will be created.**

**Explanation:** The master encryption key cannot be read, or an issue is preventing its detection.

**System action:** A new master encryption key will be created and stored in the server key database.

**User response:** If storage pool encryption is not in use, or if the server never had a master encryption key, no action is required.

If existing storage pools contain encrypted data, complete the following steps:

1. Restore the server key database to a version that contains the master encryption key that was used to protect the encrypted storage pool data.
2. Restart the server.

---

**ANR2278I The server master encryption key was moved from the server password file, password file name, to the server key database.**

**Explanation:** The master encryption key is stored in a new location. It is now stored in the server key database.

**System action:** The server password file is deleted, and server operations continue.

**User response:** None.

---

**ANR2279W A server password file, password file name, was found during an upgrade operation. The file was renamed to new password file name.**

**Explanation:** A server password file was found and renamed, and its contents were moved to the server key database, dsmkeydb.kdb. The server password file is no longer needed by the server. However, if you need to restore the server database to a point in time before this upgrade, the password file is required.

**System action:** The password file was renamed, and server operations continue.

**User response:** Optionally, to help ensure that the server database can be restored to a point in time before this upgrade, complete the following steps:

1. Save the renamed password file.
2. After the database is restored, rename the password file to dsmserv.pwd and place it in the server instance directory.

---

**ANR2280I Full database backup started as process process ID.**

**Explanation:** A background process was started to backup the contents of the database. The full database backup process was assigned the process ID shown.

**System action:** The database backup process starts and server operation continues.

**User response:** The administrator may query the status of the database backup process by using the QUERY PROCESS command, or cancel the process with the CANCEL PROCESS command.

---

**ANR2281I Incremental database backup started as process process ID.**

**Explanation:** A background process was started to backup the contents of the database. The incremental database backup process was assigned the process ID shown.

**System action:** The database backup process starts and server operation continues.

**User response:** The administrator may query the status of the database backup process by using the QUERY PROCESS command, or cancel the process with the CANCEL PROCESS command.

---

**ANR2282E Command name has already been started for storage pool Stgpool.**

**Explanation:** An audit container process has already been started for the storage pool.

**System action:**

**User response:** Wait for the current audit container process to complete.



---

**ANR2283E** *Command: Storage pool bucket name exceeds 63 characters.*

**Explanation:** The command contains a storage pool bucket name that exceeds the maximum length allowed.

**System action:** The server does not process the command.

**User response:** Reissue the command with a valid storage pool bucket name.

---

**ANR2284S** *The server master encryption key has changed. Passwords protected with the previous master encryption key are not available.*

**Explanation:** The master encryption key used to protect administrator and node passwords changed, possibly because the server password file was deleted. The server cannot read existing passwords that were encrypted because it no longer has access to the encryption key used to protect the passwords.

**System action:** The server cannot authenticate administrators and nodes defined with the AUTHENTICATION=LOCAL parameter.

**User response:** Rename the server password file and recover an earlier version of the password file from a backup. Restart the server.

If the server password file cannot be recovered, start the server in the foreground and issue the UPDATE ADMIN or UPDATE NODE command from the server console to set the password for affected administrators and nodes, respectively.

---

**ANR2285S** *The server master encryption key cannot be read. Storage pool data and passwords encrypted with this key will be unavailable until the key is restored from a backup.*

**Explanation:** The master encryption key cannot be read, possibly because the server password file was deleted. The server cannot read existing passwords that were encrypted because it no longer has access to the encryption key used to protect the passwords. The server cannot read storage pool data that was encrypted because it no longer has access to the encryption key used to protect the data.

**System action:** The server cannot authenticate administrators and nodes defined with the AUTHENTICATION=LOCAL parameter.

**User response:** Recover the password file from a backup. Restart the server.

---

**ANR2286E** *Command: The server master encryption key exists.*

**Explanation:** A request was made to reset the server master encryption key, but a master encryption key already exists.

**System action:** None.

**User response:** None.

---

**ANR2287I** *Snapshot database backup started as process process ID.*

**Explanation:** A background process was started to backup the contents of the database. The snapshot database backup process was assigned the process id shown.

**System action:** The database backup process starts and server operation continues.

**User response:** The administrator may query the started process by using the QUERY PROCESS command, or may cancel the process using the CANCEL PROCESS command.

---

**ANR2288I** *Subfile set to state.*

**Explanation:** The SET SUBFILE command has been used to specify whether this server will allow clients to back up subfiles. If a value of CLIENT is specified, clients are given the option of backing up subfiles. If a value of NO is specified, clients are not allowed to back up subfiles.

**System action:** None.

**User response:** None.

---

**ANR2289I** *Administrative userid administrator name defined for authority over node node name has not been removed.*

**Explanation:** The specified administrator was not removed.

**System action:** None.

**User response:** None.

---

**ANR2290W** *Resetting the master key will result in the generation of a new master encryption key; any data that was encrypted using the previous master encryption key will be lost.*

**Explanation:** A request was made to reset the server master encryption key. The master encryption key is used to encrypt data in directory-container and cloud-container storage pools. In addition, it is used to encrypt sensitive information in the server database such as administrator and node passwords. Resetting the master encryption key will result in the loss of all

data encrypted using the old master encryption key.

**System action:** None.

**User response:** None.

**ANR2291E** *Command: A error was encountered while resetting the server master encryption key. The error code is Error code.*

**Explanation:** An error was encountered while processing a request to reset the server master encryption key.

**System action:** None.

**User response:** Inspect the activity log and the first-failure data capture log, dsfmffdc.log, for errors related to the command. Correct the condition leading to the error and reissue the command.

**ANR2292W** *The PROTECTKEYS parameter in SET DBRECOVERY is set to NO.*

**Explanation:** The master encryption key that is used to protect storage pool data, administrator passwords, and node passwords should be protected during database backups. The current value for the PROTECTKEYS parameter is NO, as set by the SET DBRECOVERY command.

**System action:** Server operations continue.

**User response:** Issue the SET DBRECOVERY command, specifying the PROTECTKEYS=YES and PASSWORD= parameters to enable encryption key protection for automatic database backups.

**ANR2293I** *Reissue the Command command and specify the confirmation code "Confirmation Code" using the Parameter parameter.*

**Explanation:** A request was made perform a destructive operation. Before performing the operation, the server requires that you confirm that you understand the risks and that you still wish to perform the operation.

**System action:** None.

**User response:** Confirm that you wish to perform the specified action by reissuing the command with the provided confirmation code.

**ANR2296E** *Command: The pool type pool type for storage pool pool name is not compatible with the device class class name.*

**Explanation:** The DEFINE STGPPOOL command was issued with conflicting pool type and device class parameters.

**System action:** The server does not process the command.

**User response:** Reissue the DEFINE STGPPOOL command with a pool type and a device class name that are compatible. For details about the compatibility of storage pool types and device classes, see the help for the DEFINE STGPPOOL command.

**ANR2297I** *Command: Optionset optionset name, option option name, sequence number old sequence number, has been changed to new sequence number.*

**Explanation:** The requested option sequence number has been updated in response to an UPDATE CLIENTOPT command.

**System action:** None.

**User response:** None.

**ANR2298I** *Command: Optionset optionset name, option option name, sequence number old sequence number, is not updated.*

**Explanation:** The requested option sequence number is not updated in response to an UPDATE CLIENTOPT command.

**System action:** None.

**User response:** Reissue the UPDATE CLIENTOPT command with a valid old sequence number.

**ANR2299I** *Password expiration period for administrator administrator name set to number of days days.*

**Explanation:** The number of days that the administrator's password can be used before it must be changed has been set to the value indicated with the SET PASSEXP command.

**System action:** None.

**User response:** None.

**ANR2300E** *Could not open "file spec" the server help file.*

**Explanation:** The named help file could not be accessed.

**System action:** The requested help text is not displayed.

**User response:** Contact the system administrator.

**ANR2301W** *No filespaces found for specified node(s).*

**Explanation:** None of the node(s) specified had a file space.

**System action:** None.

**User response:** Specify at least one node with a filesystem.

**ANR2303E** There is no help section numbered *section number*.

**Explanation:** The numeric operand supplied on the HELP command is either less than 1 or greater than the highest-numbered entry in the help index.

**System action:** The server does not process the HELP command.

**User response:** Issue the HELP command with no operands and select from the numbered list (help index) displayed in response.

**ANR2306E** No help text could be found for this command/subcommand: *command*.

**Explanation:** The operands you entered for the HELP command, although valid command/subcommand names, do not match any named entry into the file of help text.

**System action:** The server does not process the HELP command.

**User response:** Contact the system administrator.

**ANR2307E** No help text could be found for this message: *message ID*.

**Explanation:** The message ID you entered for the help command does not match any message entry in the file of help text.

**System action:** The help command is not processed.

**User response:** Contact the system administrator.

**ANR2308W** Audit Volume marking damaged file as damaged on volume *volume name*: Node *node name*, **Type** *file type*, **File space** *filesystem name*, **fsId** *filesystem id*, **File Name** *file name* **is number** *version of total versions* **versions**.

**Explanation:** As the result of an AUDIT VOLUME command that specified FIX=YES for the volume shown, the file whose information is displayed is marked as damaged in the server. The file is marked as damaged because it can be recovered from a copy known to exist in a COPY storage pool. If this file belongs to an aggregate, the entire aggregate is marked damaged, and this message will be issued for every file in the aggregate. The version numbers for the file are numbered from most recent (1) to least recent (n, where n is the total number of versions).

**System action:** The file is marked as damaged in the server database.

**User response:** To recover the damaged file use the RESTORE STGPOOL or RESTORE VOLUME command.

**ANR2310W** This command will compare all inventory references to volume *volume name* with the actual data stored on the volume and will report any discrepancies; the data will be inaccessible to users until the operation completes.

**Explanation:** During the execution of an AUDIT VOLUME command, any data the volume named would be unavailable to users.

**System action:** The administrator is asked whether to continue.

**User response:** Enter 'Y' to audit the volume or 'N' to stop the process.

**ANR2311W** This command will discard any inventory references to volume *volume name* associated with missing or inconsistent stored data, thereby rendering the data unrecoverable; the valid data on the volume will be inaccessible to users until the operation completes.

**Explanation:** During the execution of an AUDIT VOLUME command, any data the volume named would be unavailable to users. After the command has ended, any inconsistent data found will be discarded.

**System action:** The administrator is asked whether to continue.

**User response:** Enter 'Y' to audit the volume or 'N' to stop the process.

**ANR2312I** Audit Volume (Repair) process started for volume *volume name* (process ID *process ID*).

**Explanation:** As the result of an AUDIT VOLUME command that specified FIX=YES for the volume shown, the process whose ID is displayed has begun auditing the volume.

**System action:** The volume is audited and inconsistent data is discarded.

**User response:** None.

**ANR2313I** Audit Volume (Inspect Only) process started for volume *volume name* (process ID *process ID*).

**Explanation:** As the result of an AUDIT VOLUME command that specified FIX=NO for the volume shown, the process whose ID is displayed has begun auditing the volume.

**System action:** The volume is audited and inconsistent data is displayed.

**User response:** None.

---

**ANR2316W Audit Volume deleting damaged file on volume** *volume name*: **Node** *node name*, **Type** *file type*, **File space** *filespace name*, **fsId** *filespace id*, **File Name** *file name* **is number** *version* **of total versions** **versions**.

**Explanation:** As the result of an AUDIT VOLUME command that specified FIX=YES for the volume shown, the file whose information is displayed is deleted from the server. The version numbers for the file are numbered from most recent (1) to least recent (n, where n is the total number of versions).

**System action:** The file is deleted.

**User response:** None.

---

**ANR2317W Audit Volume found damaged file on volume** *volume name*: **Node** *node name*, **Type** *file type*, **File space** *filespace name*, **fsId** *filespace id*, **File name** *file name* **is number** *version* **of total versions** **versions**.

**Explanation:** As the result of an AUDIT VOLUME command that specified FIX=NO for the volume shown, the file whose information is displayed is found to be in error and not accessible. If this file belongs to an aggregate, the entire aggregate is marked damaged, and this message will be issued for every file in the aggregate. The version numbers for the file are numbered from most recent (1) to least recent (n, where n is the total number of versions).

**System action:** None.

**User response:** None.

---

**ANR2318W Audit volume process terminated for volume** *volume name* - **process canceled**.

**Explanation:** During processing of an AUDIT VOLUME command for the volume shown, the process performing the audit was canceled.

**System action:** The AUDIT VOLUME command is ended.

**User response:** None.

---

**ANR2319W Audit volume process terminated for volume** *volume name* - **error reading device**.

**Explanation:** During processing of an AUDIT VOLUME command for the volume shown, an unrecoverable read error occurred on the volume.

**System action:** The AUDIT VOLUME command is ended.

**User response:** Attempt to correct the cause of the read error, and reissue the command.

---

**ANR2320W Audit volume process terminated for volume** *volume name* - **data transfer interrupted**.

**Explanation:** During processing of an AUDIT VOLUME command for the volume shown, a data transfer operation has been interrupted and cannot be continued.

**System action:** The AUDIT VOLUME command is ended.

**User response:** If possible, determine and correct the cause of the interruption, and reissue the command.

---

**ANR2321W Audit volume process terminated for volume** *volume name* - **storage media inaccessible**.

**Explanation:** During processing of an AUDIT VOLUME command for the volume shown, a required volume cannot be mounted.

**System action:** The AUDIT VOLUME command is ended.

**User response:** None.

---

**ANR2322W Audit volume process terminated for volume** *volume name* - **sufficient recovery log space is not available**.

**Explanation:** During processing of an AUDIT VOLUME command for the volume shown, the server does not have sufficient recovery log space to continue.

**System action:** The AUDIT VOLUME command is ended.

**User response:** If necessary, make more recovery log space available to the server.

---

**ANR2323W Audit volume process terminated for volume** *volume name* - **sufficient database space is not available**.

**Explanation:** During processing of an AUDIT VOLUME command for the volume shown, the server does not have sufficient database space to continue.

**System action:** The AUDIT VOLUME command is ended.

**User response:** If necessary, make more database space available to the server.

---

**ANR2324W** Audit volume process terminated for volume *volume name* - thread resource not available.

**Explanation:** During processing of an AUDIT VOLUME command for the volume shown, the server cannot start a thread for the audit process.

**System action:** The AUDIT VOLUME command is ended.

**User response:** Reissue the AUDIT VOLUME command. If the error persists, it may indicate a shortage of server memory.

---

**ANR2325W** Audit volume process terminated for volume *volume name* - sufficient memory is not available.

**Explanation:** During processing of an AUDIT VOLUME command for the volume shown, the server does not have enough memory available to complete the command.

**System action:** The AUDIT VOLUME command is ended.

**User response:** If necessary make more memory available to the server.

---

**ANR2326W** Audit volume process terminated for volume *volume name* - lock conflict detected.

**Explanation:** During processing of an AUDIT VOLUME command for the volume shown, the server cannot obtain a required lock.

**System action:** The AUDIT VOLUME command is ended.

**User response:** Reissue the command.

---

**ANR2327W** Audit volume process terminated for volume *volume name* - internal server error detected.

**Explanation:** During processing of an AUDIT VOLUME command for the volume shown, an internal server error occurs.

**System action:** The AUDIT VOLUME command is ended.

**User response:** Contact your service representative.

---

**ANR2332W** Object *object.ID* deleted by another process during execution of an AUDIT VOLUME command for volume *volume name*.

**Explanation:** During processing of an AUDIT VOLUME command, a data storage object was deleted from the volume that was being audited. The AUDIT

VOLUME process was unable to locate this object on the specified volume. Normally, this action is not considered an error condition, because the object was probably deleted by a process such as a DELETE FILESPACE command.

**System action:** Processing of the AUDIT VOLUME command continues.

**User response:** Check the activity log to verify that some process (such as a DELETE FILESPACE command) was in progress during the AUDIT VOLUME command that would account for the deleted object. If no such process can be identified, contact your service representative.

---

**ANR2333W** Missing or incorrect information detected by AUDIT VOLUME for volume *volume name*.

**Explanation:** An AUDIT VOLUME command detects missing or incorrect information for the specified volume.

**System action:** Audit processing continues.

**User response:** Reissue the audit command with FIX=YES so that the information can be created or corrected.

---

**ANR2334W** Missing or incorrect information detected by AUDIT VOLUME for volume *volume name* - information will be created or corrected.

**Explanation:** An AUDIT VOLUME process detects missing or incorrect information for the specified volume. Because FIX=YES has been specified for the audit command, the information is created or corrected.

**System action:** Audit processing continues.

**User response:** None.

---

**ANR2335W** Audit Volume has encountered an I/O error for volume *volume name* while attempting to read: Node *node name*, Type *file type*, Filespace *filesystem name*, fsId *filesystem id*, File Name *file name*.

**Explanation:** The AUDIT VOLUME process encountered an I/O error for the specified volume while attempting to read the specified file. If this file belongs to an aggregate, the entire aggregate is marked damaged, and this message will be issued for every file in the aggregate.

**System action:** None.

**User response:** Identify and resolve the I/O error for the volume if possible. Verify that the volume's device is functioning properly and that the volume is usable. For example, if the volume is a tape volume, make sure the drive is clean or that the tape volume is usable by

testing it by using a different drive.

---

**ANR2336W** **Audit Volume terminated for volume**  
*volume name - insufficient number of*  
**mount points available for removable**  
**media.**

**Explanation:** During Audit Volume for the indicated volume, the server could not allocate sufficient mount points for the volume required.

**System action:** Audit Volume stops.

**User response:** If necessary, make more mount points available.

---

**ANR2337W** **Header size is reset for object** *Object ID,*  
**verb type** *(Verb Type), from (Header Size)*  
**to** *(Verb Length).*

**Explanation:** The header size for the specified object was recalculated while auditing a volume.

**System action:** If FIX=YES was specified, the header size for the object will be updated. Processing continues.

**User response:** None.

---

**ANR2338E** *Diagnostic(ID): Invalid header received*  
**for object** *ObjectID, length Data Length.*  
**Size** *(Header Size), pushed (Pushed*  
*Length), skipped (Skipped Length), status*  
*(New Retrieve). Found length (Verb*  
*Length), type (Verb Type), size (Verb Size).*

**Explanation:** An invalid header was detected for the specified object while auditing a volume. Diagnostic information is included in the message.

**System action:** If FIX=YES was specified, this object will be marked damaged. Processing continues.

**User response:** Restore the volume or storage pool that includes this object.

---

**ANR2339E** *Command: Object sets still exist for node*  
*node name.*

**Explanation:** A REMOVE NODE command has been entered for a node for which the server is still storing backup sets. To remove a node, the node must not have any files or backup sets stored on the server.

**System action:** The server does not process the command.

**User response:** To remove the node, delete all backup sets from the server and reissue the command.

---

**ANR2340E** *Command: Invalid storage pool name -*  
*storage pool name.*

**Explanation:** The command indicated contains an invalid storage pool name.

**System action:** The server does not process the command.

**User response:** Reissue the command with a valid storage pool name.

---

**ANR2341E** *Command: Missing next storage pool*  
**name.**

**Explanation:** The command indicated requires a storage pool name, but none has been entered.

**System action:** The server does not process the command.

**User response:** Reissue the command with a storage pool name.

---

**ANR2342E** *Command: Storage pool description*  
**exceeds** *maximum characters* **characters.**

**Explanation:** The command indicated contains a storage pool description that exceeds the maximum length allowed.

**System action:** The server does not process the command.

**User response:** Reissue the command with a valid storage pool description.

---

**ANR2343E** *Command: Invalid device class name -*  
*device class name.*

**Explanation:** The command indicated contains an invalid device class name.

**System action:** The server does not process the command.

**User response:** Reissue the command with a valid device class name.

---

**ANR2344E** *Command: The "option" option is not*  
**valid for device class** *device class name.*

**Explanation:** The command indicated specifies an option shown that is not valid for a storage pool that belongs to the device class shown.

**System action:** The server does not process the command.

**User response:** Reissue the command with options appropriate to the device class.

---

**ANR2345E** *Command: Invalid volume name - volume name.*

**Explanation:** The command indicated contains an invalid volume name.

**System action:** The server does not process the command.

**User response:** Reissue the command with a valid volume name.

---

**ANR2346E** *Command: Volume name "volume name" is not valid for device class device class name.*

**Explanation:** The command indicated specifies the name of a volume that cannot be used with the device class shown.

**System action:** The server does not process the command.

**User response:** Reissue the command with a valid volume name.

---

**ANR2347E** *Command: Volume name "volume name" is ambiguous; resolves to multiple defined volume names.*

**Explanation:** The command shown was entered with a volume name pattern that matches more than one volume. The command can only process a single volume.

**System action:** The command is not executed.

**User response:** Reissue the command with a more specific volume name.

---

**ANR2348E** *Command: The "option" option is not valid for a volume assigned to a primary storage pool.*

**Explanation:** The command indicated specifies an option that is not valid for a volume in a primary storage pool.

**System action:** The server does not process the command.

**User response:** Reissue the command with valid options for a volume in a primary storage pool.

---

**ANR2350E** *Command: Device class device class name is already defined.*

**Explanation:** The command indicated has attempted to define a device class that already exists.

**System action:** The server does not process the command.

**User response:** None.

---

**ANR2351E** *Command: Device class device class name is not defined.*

**Explanation:** The command indicated references a device class that does not exist.

**System action:** The server does not process the command.

**User response:** None.

---

**ANR2352E** *Command: Device class device class name may not be deleted.*

**Explanation:** A DELETE DEVCLASS command specifies the class name DISK, which is a system-defined device class and may not be deleted.

**System action:** The server does not process the command.

**User response:** None.

---

**ANR2353E** *Command: Device class device class name may not be updated.*

**Explanation:** An UPDATE DEVCLASS command specifies the class name DISK, which is a system-defined device class and may not be changed.

**System action:** The server does not process the command.

**User response:** None.

---

**ANR2354E** *Command: Device class device class name is still referenced by one or more storage pools, or database backup, or export volumes or backupset volumes.*

**Explanation:** The DELETE DEVCLASS command has attempted to delete a device class that has storage pools assigned to it, or is referenced by database backup, export volumes or backupset volumes.

**System action:** The server does not process the command.

**User response:** Issue Q DEVCLASS to view the storage pool reference count, Q STGPOOL to determine which pool references the device class, and Q VOLHIST to locate database backup or export volume or backupset volume references.

---

**ANR2355E** *Command: Required parameter is missing - missing parameter.*

**Explanation:** The specified server command has been entered without the required parameter. The required parameter is shown.

**System action:** The server ignores the command.

**User response:** Reissue the command and enter the proper syntax.

---

**ANR2356E** *Command: Incompatible parameters specified - first parameter, second parameter.*

**Explanation:** The specified server command has been entered with mutually exclusive parameters. The two parameters are listed.

**System action:** The server ignores the command.

**User response:** Reissue the command and enter the proper syntax.

---

**ANR2357E** *Command: The DISK device class is not supported for copy storage pools.*

**Explanation:** An attempt is made to define a copy storage pool using a device of DISK. Copy storage pools can only be assigned to a sequential device class.

**System action:** The server does not process the command.

**User response:** Reissue the command specifying a sequential device class.

---

**ANR2359E** *Command: Volume name "volume name" must be specified with a DISK or FILE STGPOOL.*

**Explanation:** The command indicated specifies the name of a volume that must be specified with a storage pool associated with a device class of type DISK or FILE.

**System action:** The server does not process the command.

**User response:** Reissue the command with a valid volume name and storage pool.

---

**ANR2360E** *Command: Device class device class name may not be used for database backup.*

**Explanation:** The command specifies the DISK device class, which cannot be used for database backup, backup trigger, or restore operations.

**System action:** The server does not process the command.

**User response:** Reissue the command with a valid device class.

---

**ANR2361E** *Command: A full database backup is required.*

**Explanation:** A BACKUP DB command specified an incremental backup, but a full backup is required.

**System action:** The server does not process the command.

**User response:** Reissue the command specifying a full backup.

---

**ANR2364E** *Command: Missing reclaim-storage pool name.*

**Explanation:** The command indicated requires a storage pool name, but none has been entered.

**System action:** The server does not process the command.

**User response:** Reissue the command with a storage pool name.

---

**ANR2365I** *Backupset backup set name for node node name (data type data type) has been deleted.*

**Explanation:** The backup set has been deleted.

**System action:** The server has deleted the backupset.

**User response:** None.

---

**ANR2366I** *Backupset backup set name for node node name (data type data type) would have been deleted.*

**Explanation:** The backup set would have been deleted as the result of a DELETE BACKUPSET command, but the PREVIEW=YES parameter was specified.

**System action:** None.

**User response:** If the backup set is to be deleted, reissue the command without specifying PREVIEW=YES.

---

**ANR2367I** *Retention period for backupset backup set name for node node name (data type data type) has been updated.*

**Explanation:** The backup set's retention period has been updated.

**System action:** The server has updated the backupset's retention period.

**User response:** None.

---

**ANR2368I** *Retention period for backupset backup set name for node node name (data type data type) would have been updated.*

**Explanation:** The backup set's retention period would have been updated as the result of an UPDATE BACKUPSET command, but the PREVIEW=YES parameter was specified.

**System action:** None.

**User response:** If the backup set is to be updated, reissue the command without specifying PREVIEW=YES.



---

**ANR2369I**    **Database backup volume and recovery plan file expiration starting under process *process ID*.**

**Explanation:** The server has started expiration processing to remove expired database backup volumes and recovery plan files created on a remote server. This message is issued only if DRM is licensed on the server. The DB backup volumes expired is based on the value specified on the SET DRMDBBACKUPEXPIREDAYS. The recovery plan files expired is based on the value specified on the SET DRMRPFEXPIREDAYS. Server inventory expiration processing deletes the DB backup volumes and recovery plan files only if the volumes or plan files are created on the server to server virtual volumes.

**System action:** Server operation continues. The expiration process is cancellable.

**User response:** None.

---

**ANR2376I**    **Recovery Log Space trigger defined, but is disabled.**

**Explanation:** A recovery log space trigger has been defined, but because the space expansion percentage is currently set to 0, the space trigger is disabled.

**System action:** None.

**User response:** To activate the space trigger, use the UPDATE SPACETRIGGER command to set the space expansion percentage to a value greater than 0.

---

**ANR2380E**    **Command: Storage pool *storage pool name* is not defined.**

**Explanation:** A nonexistent storage pool is specified for the issued command.

**System action:** The server does not process the command.

**User response:** Reissue the command with a valid storage pool name. If you are using the MACRO command to define and update the storage pool, you must ensure that the DEFINE STGPOOL command is committed before the UPDATE STGPOOL command is issued.

---

**ANR2381E**    **Command: Storage pool *storage pool name* is already defined.**

**Explanation:** A DEFINE STGPOOL command specifies the name of a storage pool that already exists.

**System action:** The server does not process the command.

**User response:** None.

---

**ANR2382E**    **Command: Storage pool *storage pool name* still contains at least one volume.**

**Explanation:** A DELETE STGPOOL command specifies a storage pool that has volumes assigned to it.

**System action:** The server does not process the command.

**User response:** Delete the volume belonging to the storage pool and reissue the command.

---

**ANR2383E**    **Command: Storage pool *storage pool name* is currently in use by clients and/or data management operations.**

**Explanation:** The command indicated references a storage pool that is in use.

**System action:** The server does not process the command.

**User response:** Reissue the command at a later time.

---

**ANR2384E**    **Command: Next or Reclaim storage pool *storage pool name* introduces a cycle into the storage pool chain.**

**Explanation:** A DEFINE STGPOOL or UPDATE STGPOOL command specifies a next storage pool that eventually points to the pool being processed.

**System action:** The server does not process the command.

**User response:** Reissue the command with a different next pool value.

---

**ANR2385E**    **Command: Storage pool *storage pool name* is in use as the next or reclaim pool for one or more other storage pools.**

**Explanation:** A DELETE STGPOOL command specifies a pool that is the next pool or the reclaim pool for other storage pools.

**System action:** The server does not process the command.

**User response:** If necessary, update other storage pools so that they do not reference the pool to be deleted, and reissue the command.

---

**ANR2386E**    **Command: High migration threshold must be set greater than or equal to the low migration threshold.**

**Explanation:** A DEFINE or UPDATE STGPOOL command has attempted to set the storage pool low migration threshold (LOWMIG) parameter greater than the high migration threshold (HIGHMIG).

**System action:** The server does not process the command.

---

**User response:** Reissue the command with a low migration threshold less than or equal to the high migration threshold.

---

**ANR2387E** *Command: Storage pool storage pool name is not a primary pool.*

**Explanation:** The command indicated specifies the name of a storage pool which is not a primary pool. The command syntax requires that a primary storage pool name be specified.

**System action:** The server does not process the command.

**User response:** Reissue the command with a valid primary storage pool name.

---

**ANR2388E** *Command: Storage pool storage pool name is not a copy or an active-data pool type pool.*

**Explanation:** The command indicated specifies the name of a storage pool which is not a copy pool or an active-data pool. The command syntax requires that a copy storage pool name or an active-data pool name be specified.

**System action:** The server does not process the command.

**User response:** Reissue the command with a valid copy storage pool name or active-data pool name.

---

**ANR2389E** *Command: The "option" parameter is not valid for a primary storage pool.*

**Explanation:** The command indicated specifies a parameter that is not valid for a primary storage pool.

**System action:** The server does not process the command.

**User response:** Reissue the command with parameters appropriate for a primary storage pool.

---

**ANR2390E** *Command: The "option" parameter is not valid for a pool type storage pool.*

**Explanation:** The command indicated specifies a parameter that is not valid for either a copy, active-data, or copy container type storage pool.

**System action:** The server does not process the command.

**User response:** Reissue the command with parameters appropriate for the specified storage pool type.

---

**ANR2391E** *Command: Server could not write device configuration information to file name.*

**Explanation:** The BACKUP DEVCONFIG command does not successfully complete because the server cannot write to the file name specified.

**System action:** The server does not process the command.

**User response:** Make sure that the server has proper authority to write to the file indicated and that sufficient space is available in the file system for the file. On MVS, make sure that the data set has been allocated and that the server has authority to write to the data set.

---

**ANR2392E** *Command: An internal error was encountered in writing device configuration information to file name.*

**Explanation:** The BACKUP DEVCONFIG command does not successfully complete because the server cannot write to the file name specified.

**System action:** The server does not process the command.

**User response:** Examine error messages on the server console that may have been displayed prior to this message and correct any problems, if possible. Make sure that the server has proper authority to write to the file indicated and that sufficient space is available in the file system for the file. On MVS, make sure that the data set has been allocated and that the server has authority to write to the data set.

---

**ANR2393I** *Command: Server device configuration information was written to file name.*

**Explanation:** This message is displayed in response to the BACKUP DEVCONFIG command and indicates that device configuration information was successfully written to the file name indicated.

**System action:** The server records device configuration information to the file name specified

**User response:** None.

---

**ANR2394I** *Command: Server device configuration information was written to all device configuration files.*

**Explanation:** This message is displayed in response to the BACKUP DEVCONFIG command and indicates that device configuration information was successfully written to all files that were specified in the server options file.

**System action:** The server records device configuration information to the device configuration files.

**User response:** None.

---

**ANR2395I** *Command:* **Device configuration files have NOT been defined for automatic recording - specify a file name for device configuration information.**

**Explanation:** This message is displayed in response to the BACKUP DEVCONFIG command and indicates that device configuration information cannot be written because no files were specified in the options file.

**System action:** The device configuration information is not written. Server operation continues.

**User response:** Reissue the BACKUP DEVCONFIG command and specify the name of a file to which you would like to have device configuration information recorded. If desired, you may configure files that should be automatically updated with the DEVCONFIG option and restart the server.

---

**ANR2396E** *Command:* **An I/O error was encountered in writing device configuration information to one or more of the defined device configuration files.**

**Explanation:** The BACKUP DEVCONFIG command does not complete successfully because the server cannot write to one or more of the defined device configuration files.

**System action:** The server does not process the command.

**User response:** Examine error messages on the server console that may have been displayed prior to this message and correct any problems, if possible. Make sure that the server has proper authority to write to the file indicated and that sufficient space is available in the file system for the file. On MVS, make sure that the data set has been allocated and that the server has authority to write to the data set.

---

**ANR2397E** *Command:* **An internal server error was encountered in writing device configuration information to one or more of the defined device configuration files.**

**Explanation:** The BACKUP DEVCONFIG command does not complete successfully because the server cannot write to one or more of the defined device configuration files.

**System action:** The server does not process the command.

**User response:** Examine error messages on the server console that may have been displayed prior to this message and correct any problems, if possible. Contact your service representative if you are unable to resolve the problem.

---

**ANR2398E** *Command:* **The device configuration file contains a statement with invalid syntax.**

**Explanation:** While processing the device configuration information, an invalid statement has been encountered.

**System action:** The server ends the operation being performed.

**User response:** Examine error messages on the server console that may have been displayed prior to this message and correct any problems if you have constructed the device configuration file manually. Make sure the statements are in the proper order. If you let the server construct the device configuration file automatically, restart the server, refresh the device configuration file by issuing the BACKUP DEVCONFIG command, and reissue the operation. If the problem persists, contact your service representative.

---

**ANR2399E** *Command:* **Storage pool storage pool name is not a sequential pool.**

**Explanation:** The command indicated specifies the name of a storage pool which is not a sequential pool. All storage pools are either fixed disk or sequential archival. All tape devices, as well as optical and file device classes, are sequential.

**System action:** The server does not process the command.

**User response:** Reissue the command with a valid sequential storage pool name.

---

**ANR2400E** *Command:* **Volume volume name is already defined in a storage pool or has been used previously to store export, database dump, or database backup information.**

**Explanation:** The command indicated specifies the name of a storage pool volume that already exists or has been used to store server export, database dump, or database backup information as recorded in the server volume history file.

**System action:** The server does not process the command.

**User response:** Specify a volume that is not in use, is not defined in a storage pool, and which has not been previously used for an export, a database dump, or database backup operation as recorded in the server volume history information. Use the QUERY VOLUME command to display the names of volumes that are defined to server storage pools. Use the QUERY VOLHISTORY command to display the names of volumes that have been used for export, a database dump, or database backup operations.

---

**ANR2401E** *Command: Volume volume name is not defined in a storage pool.*

**Explanation:** The command indicated specifies the name of a storage pool volume that does not exist.

**System action:** The server does not process the command.

**User response:** None.

---

**ANR2402E** *Command: Volume volume name is already online.*

**Explanation:** A VARY ONLINE command specifies the name of a volume that is already online.

**System action:** The server does not process the command.

**User response:** None.

---

**ANR2403E** *Command: Volume volume name is not online.*

**Explanation:** The command indicated specifies the name of a volume that is not online.

**System action:** The server does not process the command.

**User response:** None.

---

**ANR2404E** *Command: Volume volume name is not available.*

**Explanation:** The command indicated has attempted to access a volume that cannot be found.

**System action:** The server does not process the command.

**User response:** Check the spelling of the volume name to ensure it is correct. If the volume does not exist, preallocate it with the appropriate mechanism for the operating system on which the server is running.

---

**ANR2405E** *Command: Volume volume name is currently in use by clients and/or data management operations.*

**Explanation:** The command indicated specifies the name of a data storage volume that is currently in use.

**System action:** The server does not process the command.

**User response:** Verify that the volume is unavailable by issuing the QUERY VOLHISTORY command. If the volume is listed in the command output, then it is being used and unavailable. Wait until the conflicting volume activity has completed, and then retry this operation. If the volume is currently mounted, but idle, dismount it using the DISMOUNT VOLUME command, and then retry the operation.

---



---

**ANR2406E** *Command: Volume volume name still contains data.*

**Explanation:** The indicated command tries to delete a data storage volume that contains data.

**System action:** The server does not process the command.

**User response:** None.

---

**ANR2407W** *Error encountered for storage pool directory: STGPOOLDIRECTORY in storage pool: STGPOOL Error: Error.*

**Explanation:** The server encountered an error accessing the specified directory.

**System action:** If appropriate, the operation is attempted in another directory.

**User response:** Evaluate the warning and take appropriate corrective action.

---

**ANR2410E** *Command: Unable to access volume volume name - access mode is set to "unavailable".*

**Explanation:** The command shown specifies the volume whose name is displayed, but the volume cannot be accessed because its status is unavailable.

**System action:** The server does not process the command.

**User response:** If necessary, reset the status of the volume and reissue the command.

---

**ANR2411E** *Command: Unable to access associated volume volume name - access mode is set to "unavailable".*

**Explanation:** The command shown would require access to the volume whose name is displayed (because data from the volume specified in the command spans into this volume); the volume shown cannot be accessed because its status is unavailable.

**System action:** The server does not process the command.

**User response:** If necessary, reset the status of the volume and reissue the command.

---

**ANR2412E** *Command: Audit operation already in progress for volume volume name.*

**Explanation:** The command specified a volume that is currently in use by an audit volume operation.

**System action:** If the command is a MOVE NODEDATA command the server will skip the volume and continues moving node data on other volumes. Other commands are not processed.

---

**User response:** Reissue the command after the audit volume operation ends.

---

**ANR2414E** *Command: Deletion operation already in progress for volume `volume name`.*

**Explanation:** The command specified a volume that is currently in use by a delete volume operation.

**System action:** If the command is a MOVE NODEDATA command the server will skip the volume and continues moving node data on other volumes. Other commands are not processed.

**User response:** Reissue the command after the delete volume operation ends.

---

**ANR2416E** *Command: Move Data operation already in progress for volume `volume name`.*

**Explanation:** The command specified a volume that is currently in use by a move data operation.

**System action:** If the command is a MOVE NODEDATA command the server will skip the volume and continues moving node data on other volumes. Other commands are not processed.

**User response:** Reissue the command after the move data process ends.

---

**ANR2418E** *Command: Migration operation already in progress for volume `volume name`.*

**Explanation:** The command specified a volume that is currently in use by a migration operation.

**System action:** If the command is a MOVE NODEDATA command the server will skip the volume and continues moving node data on other volumes. Other commands are not processed.

**User response:** Reissue the command after the migration ends.

---

**ANR2420E** *Command: Space reclamation operation already in progress for volume `volume name`.*

**Explanation:** The command specified a volume is currently in use by a reclamation operation.

**System action:** If the command is a MOVE NODEDATA command the server will skip the volume and continues moving node data on other volumes. Other commands are not processed.

**User response:** Reissue the command after the reclamation ends.

---

**ANR2422E** *Command: Volume `volume name` is not a defined disk volume.*

**Explanation:** The command shown specifies a volume name that does not match any known disk volume.

**System action:** The server does not process the command.

**User response:** Reissue the command with the correct volume name.

---

**ANR2423E** *Command: Volume `volume name` is still online.*

**Explanation:** An UPDATE VOLUME command specifies access=unavailable for a disk volume that is still online.

**System action:** The server does not process the command.

**User response:** Issue the VARY OFFLINE command, and reissue the UPDATE VOLUME command.

---

**ANR2424E** *Command: Unable to access volume `volume name` - access mode is set to "destroyed".*

**Explanation:** The command shown specifies the volume whose name is displayed, but the volume cannot be accessed because its status is destroyed.

**System action:** The server does not process the command.

**User response:** If necessary, reset the status of the volume and reissue the command.

---

**ANR2425E** *Command: Unable to access volume `volume name` - access mode is set to "offsite".*

**Explanation:** The command shown specifies the volume whose name is displayed, but the volume cannot be accessed because its status is offsite.

**System action:** The server does not process the command.

**User response:** If necessary, reset the status of the volume and reissue the command.

---

**ANR2426I** *Backupset `backup set name` defined for node `node name` (data type `data type`).*

**Explanation:** The backup set has been defined for the indicated node.

**System action:** The server has defined the backupset.

**User response:** None.

---

**ANR2427E** Backupset *backup set name* for node *node name* (data type *data type*) was not deleted. Device class *device class name* was not found.

**Explanation:** The specified backup set was not deleted because the device class used to generate it was not found.

**System action:** The backup set is not deleted.

**User response:** If the device class was inadvertently deleted, redefine it, then delete the backup set again.

---

**ANR2428E** Backupset *backup set name* for node *node name* (data type *data type*) has not been deleted due to error *error code*.

**Explanation:** The backup set has not been deleted.

**System action:** The server has not deleted the backupset.

**User response:** Check related error messages.

---

**ANR2433E** Command: A database define, delete, extend, reduce, or backup operation is already in progress.

**Explanation:** The specified command has been entered while a command that is modifying or backing up the database is already active.

**System action:** The server does not process the command.

**User response:** Wait for other activity to end, and reissue the command.

---

**ANR2439E** Command: Unable to vary database volume *volume name* offline - mirrored copies not synchronized.

**Explanation:** A VARY OFFLINE command has been entered, but mirrors of the volume to be varied are not up to date.

**System action:** The server does not process the command.

**User response:** Try the command at a later time (after database volumes have been synchronized).

---

**ANR2440E** Command: Unable to vary database volume *volume name* offline - only copy.

**Explanation:** A VARY OFFLINE command has been entered, but the database volume has no mirrors and therefore contains the only copy of the data on that volume.

**System action:** The server does not process the command.

**User response:** None.

---

**ANR2444E** Command: A recovery log define, delete, extend, or reduce operation is already in progress.

**Explanation:** The specified command has been entered while a command that is modifying the recovery log is already active.

**System action:** The server does not process the command.

**User response:** Wait for other activity to end, and reissue the command.

---

**ANR2451E** Command: Unable to vary recovery log volume *volume name* offline - only copy.

**Explanation:** A VARY OFFLINE command has been entered, but the recovery log volume has no mirrors and contains the only copy of the data on that volume.

**System action:** The server does not process the command.

**User response:** None.

---

**ANR2455E** Command: Unable to access associated volume *volume name* - access mode is set to "destroyed".

**Explanation:** The specified command would require access to the volume whose name is displayed (because data from the volume specified in the command spans into this volume); the volume shown cannot be accessed because its status is destroyed.

**System action:** The server does not process the command.

**User response:** If necessary, reset the status of the volume and reissue the command.

---

**ANR2456E** Command: Unable to access associated volume *volume name* - access mode is set to "offsite".

**Explanation:** The command shown would require access to the volume whose name is displayed (because data from the volume specified in the command spans into this volume); the volume shown cannot be accessed because its status is offsite.

**System action:** The server does not process the command.

**User response:** If necessary, reset the status of the volume and reissue the command.

---

**ANR2457E** Command: Backup of primary storage pool *primary pool name* to copy storage pool *copy pool name* already in progress.

**Explanation:** The command shown specifies a backup operation that is already in progress.

**System action:** The server does not process the command.

**User response:** Reissue the command after the current backup operation ends.

---

**ANR2458E** *Command: Restore of primary storage pool **primary pool name** (or volumes in that storage pool) already in progress.*

**Explanation:** The command shown cannot be processed because a restore operation involving the indicated storage pool is already in progress. Either a RESTORE STGPOOL command is in progress for the indicated storage pool or a RESTORE VOLUME command is in progress for volumes that belong to the indicated storage pool.

**System action:** The server does not process the command.

**User response:** Reissue the command after the current restore operation ends.

---

**ANR2459E** *Command: Volume **volume name** cannot be updated - a restore operation involving that volume is in progress.*

**Explanation:** The indicated volume has an access mode of destroyed. Either a RESTORE STGPOOL command or a RESTORE VOLUME command is in progress to restore the contents of the indicated volume.

**System action:** The server does not process the command.

**User response:** If necessary, cancel the restore processing and update the volume.

---

**ANR2460E** *Command: Server could not write sequential volume history information to **File name**.*

**Explanation:** The BACKUP VOLHISTORY command does not complete successfully because the server cannot write to the file name specified.

**System action:** The server does not process the command.

**User response:** Make sure that the server has proper authority to write to the file indicated and that sufficient space is available in the file system for the file. On MVS, make sure that the data set has been allocated and that the server has authority to write to the data set.

---

**ANR2461E** *Command: An internal error was encountered in writing sequential volume history information to **file name**.*

**Explanation:** The BACKUP VOLHISTORY command does not complete successfully because the server

cannot write to the file name specified.

**System action:** The server does not process the command.

**User response:** Examine error messages on the server console that may have been displayed prior to this message and correct any problems, if possible. Make sure that the server has proper authority to write to the file indicated and that sufficient space is available in the file system for the file. On MVS, make sure that the data set has been allocated and that the server has authority to write to the data set.

---

**ANR2462I** *Command: Server sequential volume history information was written to **file name**.*

**Explanation:** This message is displayed in response to the BACKUP VOLHISTORY command and indicates that sequential volume history information was successfully written to the file name indicated.

**System action:** The server records sequential volume history information to the file name specified.

**User response:** None.

---

**ANR2463I** *Command: Server sequential volume history information was written to all configured history files.*

**Explanation:** This message is displayed in response to the BACKUP VOLHISTORY command and indicates that sequential volume history information was successfully written to all files that were specified in the server options file.

**System action:** The server records sequential volume history information to the configured files.

**User response:** None.

---

**ANR2466E** *Command: An internal server error was encountered in writing sequential volume history information to one or more of the defined volume history files.*

**Explanation:** The BACKUP VOLHISTORY command does not complete successfully because the server cannot write to one or more of the defined volume history files.

**System action:** The server does not process the command.

**User response:** Examine error messages on the server console that may have been displayed prior to this message and correct any problems, if possible. Contact your service representative if you are unable to resolve the problem.

---

**ANR2467I** *Command: number of entries deleted*  
**sequential volume history entries were**  
**successfully deleted.**

**Explanation:** The DELETE VOLHISTORY command successfully deleted the number of entries specified.

**System action:** Server operation continues.

**User response:** None.

---

**ANR2468E** *Command: An internal server error was*  
**encountered while deleting server**  
**sequential volume history information.**

**Explanation:** The DELETE VOLHISTORY command fails because an internal server error has been encountered.

**System action:** The DELETE VOLHISTORY command fails, and server operation continues.

**User response:** Examine the messages in the activity log or server console that were displayed prior to the error to see if the error can be resolved. Contact your service representative if this error cannot be resolved.

---

**ANR2469E** *Command: Invalid volume history type:*  
*history type.*

**Explanation:** The command failed because an invalid sequential volume history type was specified for the TYPE= parameter.

**System action:** The command fails, and server operation continues.

**User response:** Reissue the command and specify a valid type value.

---

**ANR2472E** *Command: Invalid volume specified:*  
*volume name.*

**Explanation:** The command failed because the sequential history volume specified is not a DB DUMP, DB BACKUP, or EXPORT volume.

**System action:** The command fails, and server operation continues.

**User response:** Reissue the command and specify a valid volume name.

---

**ANR2473I** *Command for volume volume name*  
**completed.**

**Explanation:** The command completed and the volume history file has been updated.

**System action:** The server records sequential volume history information.

**User response:** None.

---

**ANR2474E** *Command: Input volume names must be*  
**specified with the VOLumenames=**  
**parameter.**

**Explanation:** The command failed because input volume names were not specified with the VOLumenames parameter.

**System action:** The command fails.

**User response:** On some platforms, or with certain device classes, the server cannot prompt to mount input removable media volumes, so the names of the required volumes must be specified in the command. Reissue the command specifying the name(s) of volumes that should be mounted for input.

---

**ANR2475E** *Command: File file name could not be*  
**opened.**

**Explanation:** The DSMSESV command could not be completed successfully because the file specified (to contain the list of volumes to be used) cannot be opened.

**System action:** The DSMSESV command fails.

**User response:** Examine the file name that was specified in the DSMSESV command. Correct the specification, if necessary, so that it specifies the name of a file that exists and is accessible by the server program. Reissue the DSMSESV command if this can be corrected. Contact your service representative if this error cannot be resolved.

---

**ANR2476I** **License storage auditing is disabled, no**  
**output available.**

**Explanation:** The license storage occupancy function is currently disabled.

**System action:** None.

**User response:** To obtain storage occupancy results, remove the NOAUDITSTORAGE or AUDITSTORAGE NO option from the server options file, then restart the server and issue the AUDIT LICENSES command.

---

**ANR2477I** **License storage auditing is disabled,**  
**storage values may be outdated and**  
**should be ignored.**

**Explanation:** The license storage occupancy function is currently disabled.

**System action:** None.

**User response:** To obtain storage occupancy results, remove the NOAUDITSTORAGE or AUDITSTORAGE NO option from the server options file, then restart the server and issue the AUDIT LICENSES command.



---

**ANR2478E** *Command: Command cannot be executed in this session.*

**Explanation:** The command indicated is not supported by the session in which it was invoked. For example, a DEFINE CURSOR command can not be invoked from the server's primary console.

**System action:** The server does not process the command.

**User response:** The command must be issued from a standard administrator session.

---

**ANR2479E** *Command: Invalid SQL cursor name - SQL cursor name.*

**Explanation:** The command indicated contains an invalid SQL cursor name.

**System action:** The server does not process the command.

**User response:** Reissue the command with a valid SQL cursor name.

---

**ANR2480E** *Command: SQL cursor name SQL cursor name is already defined.*

**Explanation:** The command indicated specifies an SQL cursor name that has already been defined.

**System action:** The server does not process the command.

**User response:** Reissue the command and specify a different cursor name.

---

**ANR2481E** *Command: SQL cursor name SQL cursor name is not defined.*

**Explanation:** The command indicated specifies an SQL cursor name that has not been defined.

**System action:** The server does not process the command.

**User response:** Use the DEFINE CURSOR command to first define the cursor.

---

**ANR2482E** *Command: SQL cursor SQL cursor name is already open.*

**Explanation:** The command indicated failed because an SQL cursor is already open.

**System action:** The server does not process the command.

**User response:** Use the CLOSE CURSOR command to first close the current cursor.

---

**ANR2483E** *Command: No SQL cursor is currently open.*

**Explanation:** The command indicated failed because no SQL cursor is currently open.

**System action:** The server does not process the command.

**User response:** Use the OPEN CURSOR command to first open a cursor.

---

**ANR2484E** *Command: Invalid SQL date-time display format - SQL date-time display format name.*

**Explanation:** The command indicated contains an invalid SQL date-time display format name.

**System action:** The server does not process the command.

**User response:** Reissue the command with a valid SQL date-time format name.

---

**ANR2485E** *Command: Invalid SQL display format - SQL display format name.*

**Explanation:** The command indicated contains an invalid SQL display format name.

**System action:** The server does not process the command.

**User response:** Reissue the command with a valid SQL display format name.

---

**ANR2486E** *Command: Invalid SQL character arithmetic mode - SQL arithmetic mode.*

**Explanation:** The command indicated contains an invalid SQL arithmetic mode name.

**System action:** The server does not process the command.

**User response:** Reissue the command with a valid SQL arithmetic mode name.

---

**ANR2487E** *Command: An SQL expression is required.*

**Explanation:** The command indicated requires that an SQL expression be provided through the SQL keyword parameter.

**System action:** The server does not process the command.

**User response:** Reissue the command specifying an SQL expression.

---

---

**ANR2488W** List file *list file name* could not be opened.

**Explanation:** While attempting to read or write a sequential file list, the server was unable to open the file name specified.

**System action:** The server does not use the list file.

**User response:** Examine error messages that may have been displayed prior to this message and correct any problems, if possible. For OUTFILE files, make sure that the server has proper authority to write to the file indicated and that there is sufficient space in the file system for the file. On OS/390 and z/OS, make sure that the server has authority to write to the data set.

---

**ANR2489W** An error was encountered writing to volume list file *volume list file name*.

**Explanation:** While attempting to write to the sequential file for a volume list an error occurs on the file name specified. The volume list is not be complete and should not be used for input.

**System action:** The server stops writing to the file.

**User response:** Examine error messages that may have been displayed prior to this message and correct any problems, if possible. Make sure that the server has proper authority to write to the file indicated and that there is sufficient space in the file system for the file. On MVS, make sure that the server has authority to write to the data set. Obtain the volume list from console messages, the QUERY VOLHISTORY command or the volume history file, if it is used.

---

**ANR2490E** Command: NODENAMES and SERVERNAMES parameters cannot both be specified in the same command.

**Explanation:** The command indicated failed because both the nodenames parameter and the servernames parameter were specified.

**System action:** None.

**User response:** Determine whether you want the action taken for one or more nodes or for one or more servers and reenter the command with only the correct parameter specified.

---

**ANR2491I** Volume creation process starting for *volume name*, **Process ID** *process ID*.

**Explanation:** As a result of a DEFINE VOLUME command with the SIZE=xxx parameter, a new volume is being created. The process whose ID is displayed has begun to create the volume shown.

**System action:** The server creates the volume and adds it to the server.

**User response:** None.

---

**ANR2500I** Schedule *schedule name* defined in policy domain *domain name*.

**Explanation:** This message is displayed in response to the DEFINE SCHEDULE command. The schedule named *schedule name* has been defined in the policy domain named *domain name* in the server database.

**System action:** Server operation continues.

**User response:** None.

---

**ANR2501I** Schedule *schedule name* deleted from policy domain *domain name*.

**Explanation:** This message is displayed in response to the DELETE SCHEDULE command. The schedule named *schedule name* has been deleted from the policy domain named *domain name* in the server database.

**System action:** Server operation continues.

**User response:** None.

---

**ANR2502I** Schedule *schedule name* updated in policy domain *domain name*.

**Explanation:** This message is displayed in response to the UPDATE SCHEDULE command. The schedule named *schedule name* has been updated in the policy domain named *domain name* in the server database.

**System action:** Server operation continues.

**User response:** None.

---

**ANR2503I** Schedule *schedule name* in domain *domain name* copied to schedule *new schedule name* in domain *new domain name*.

**Explanation:** This message is displayed in response to the COPY SCHEDULE command. The schedule named *schedule name* in policy domain *domain name* has been copied to the schedule named *new schedule name* in the policy domain named *new domain name*. Node associations have not been copied.

**System action:** Server operation continues.

**User response:** None.

---

**ANR2504I** Schedule *schedule name* deleted.

**Explanation:** This message is displayed in response to the DELETE SCHEDULE command. The schedule named *schedule name* has been deleted from the server database.

**System action:** Server operation continues.

**User response:** None.

---

**ANR2505I** *number of schedules* **schedules were defined for command.**

**Explanation:** *number of schedules* were generated and nodes successfully associated for the *command* issued.

**System action:** Server operation continues.

**User response:** If the number is less than expected, check the *nodeList* and *domainList* combination specified to the DEFINE CLIENTACTION command. Schedules are generated when at least one node in the *nodeList* exists in a domain in the *domainList*.

---

**ANR2506I** **Node** *node name* **associated with schedule** *schedule name* **in policy domain** *domain name* **processed. rc=return code.**

**Explanation:** This message is displayed in response to the DEFINE CLIENTACTION WAIT=YES command. Node *node name* is associated with the schedule named *schedule name* in policy domain *domain name* has been processed. name The result is indicated in the return code *return code*.

**System action:** Server operation continues.

**User response:** If the return code is non-zero, issue the QUERY ACTLOG command to view the activity log and search for the error messages. After the error has been resolved, restart the scheduled operations.

---

**ANR2507I** **Schedule** *schedule name* **for domain** *domain name* **started at start timestamp for node** *node name* **completed successfully at timestamp.**

**Explanation:** The scheduled operation for the *domain name* and *schedule name* specified was processed. It was processed for node *node name* and completed successfully at the indicated time.

**System action:** Server operation continues.

**User response:** This message is intended to report the completion state of a scheduled client action. This message indicates that the scheduled action completed successfully.

---

**ANR2508E** **Trace Tsmtrcfm failed: A tracefile name is required.**

**Explanation:** Trace Tsmtrcfm doesn't output to console

**System action:** Trace won't start without a tracefile name for Trace Tsmtrcfm

**User response:** Issue the command with a tracefile name.

---

**ANR2509E** **Command: Invalid Virtual file space name - vfs name.**

**Explanation:** The specified server command has been entered with a virtual file space name that is longer than allowed.

**System action:** The server does not process the command.

**User response:** Reissue the command with a valid virtual file space name.

---

**ANR2510I** **Node** *node name* **associated with schedule** *schedule name* **in policy domain** *domain name*.

**Explanation:** This message is displayed in response to the DEFINE ASSOCIATION command. Node *node name* is associated with the schedule named *schedule name* in policy domain *domain name*. Schedule *schedule name* is now applied to node *node name*.

**System action:** Server operation continues.

**User response:** None.

---

**ANR2511I** **Node** *node name* **disassociated from schedule** *schedule name* **in policy domain** *domain name*.

**Explanation:** This message is displayed in response to the DELETE ASSOCIATION command. Node *node name* is no longer associated with the schedule named *schedule name* in policy domain *domain name*.

**System action:** Server operation continues.

**User response:** None.

---

**ANR2512I** **Event records deleted:** *record count*.

**Explanation:** This message is displayed in response to the DELETE EVENT command. A total of *record count* event records have been deleted from the database.

**System action:** Server operation continues.

**User response:** None.

---

**ANR2513I** **Schedule** *schedule name* **copied to schedule** *new schedule name*.

**Explanation:** This message is displayed in response to the COPY SCHEDULE command. The schedule named *schedule name* has been copied to the schedule named *new schedule name*.

**System action:** Server operation continues.

**User response:** None.

---

**ANR2514E** *Command: Virtual file space name ***vfs name*** conflicts with file space on the network attached storage (NAS) device.*

**Explanation:** The specified server command has been entered with a virtual file space that has the same name as a File space on the NAS device.

**System action:** The server does not process the command.

**User response:** Ensure that no virtual file space mappings for this NAS device have the same name as an actual file space that exists on the NAS device.

---

**ANR2515I** *Command: A virtual file space mapping named ***vfs name*** for node ***node name*** has been defined.*

**Explanation:** In response to the DEFINE VIRTUALFSMAPPING command, a virtual file space mapping for the specified node has been defined in the server database.

**System action:** Server operation continues.

**User response:** None.

---

**ANR2516E** *Command: The specified file space, ***fs name***, does not exist on the NAS device associated with the node ***node name***.*

**Explanation:** The specified server command has been entered with a file space that does not exist on the associate NAS device.

**System action:** The server ignores the command.

**User response:** Reissue the command with a valid file space name from the NAS device.

---

**ANR2517E** *Command: The virtual file space ***vfs name*** is already defined for node ***node name***.*

**Explanation:** The specified command has been issued with a virtual file space name that has already been defined for the indicated node.

**System action:** Server operation continues, but the command is not processed.

**User response:** Issue the command using a virtual file space name that has not already been defined for this node.

---

**ANR2518E** *Command: A virtual file space mapping already exists to the specified node, file space and path.*

**Explanation:** The specified command has been issued with a node, file space and path for which there is already a virtual file space mapping defined.

**System action:** Server operation continues, but the command is not processed.

**User response:** Issue the command using a file space and path that does not already have a mapping defined.

---

**ANR2519E** *Command: The file space, ***fs name***, does not exist on the NAS device associated with the node ***node name***.*

**Explanation:** During a Backup of a virtual file space mapping for a NAS device, the server detected that the file space upon which the virtual file space resides does not exist on the associated NAS device.

**System action:** The server ignores the command.

**User response:** Use QUERY VIRTUALFSMAPPING to verify that the virtual file space mapping is defined correctly.

---

**ANR2520I** *Scheduled sessions set to ***percent*** percent.*

**Explanation:** This message is displayed in response to the SET MAXSCHEDULESESSIONS command. It indicates the percentage of total server sessions that can be used for the processing of scheduled work.

**System action:** Server operation continues.

**User response:** None.

---

**ANR2521I** *Event record retention period set to ***days*** days.*

**Explanation:** This message is displayed in response to the SET EVENTRETENTION command. It indicates the number of days for which event records are retained in the database.

**System action:** Server operation continues.

**User response:** None.

---

**ANR2522I** *Randomization set to ***percent*** percent.*

**Explanation:** This message is displayed in response to the SET RANDOMIZE command. It indicates the percentage of the startup window over which the start times for individual clients are distributed.

**System action:** Server operation continues.

**User response:** None.

---

**ANR2523I** *Schedule query period set to ***hours*** hour(s).*

**Explanation:** This message is displayed in response to the SET QUERYSCHEDPERIOD command. It indicates the number of hours between attempts by the client to contact the server for scheduled commands.

**System action:** Server operation continues.

**User response:** None.

---

**ANR2524I** Schedule query period reset to value determined by each client.

**Explanation:** This message is displayed in response to the SET QUERYSCHEDPERIOD command.

**System action:** Server operation continues.

**User response:** None.

---

**ANR2525I** Maximum number of command retries set to *retries*.

**Explanation:** This message is displayed in response to the SET MAXCMDRETRIES command. It indicates the maximum number of times the client scheduler retries a command after a failed attempt to process a scheduled command.

**System action:** Server operation continues.

**User response:** None.

---

**ANR2526I** Maximum number of command retries reset to value determined by each client.

**Explanation:** This message is displayed in response to the SET MAXCMDRETRIES command.

**System action:** Server operation continues.

**User response:** None.

---

**ANR2527I** Retry period set to *minutes* minutes.

**Explanation:** This message is displayed in response to the SET RETRYPERIOD command. It indicates the number of minutes between attempts by the client scheduler to retry, after a failed attempt, to contact the server or to process a scheduled command.

**System action:** Server operation continues.

**User response:** None.

---

**ANR2528I** Retry period reset to value determined by each client.

**Explanation:** This message is displayed in response to the SET RETRYPERIOD command.

**System action:** Server operation continues.

**User response:** None.

---

**ANR2529I** Scheduling mode set to POLLING.

**Explanation:** This message is displayed in response to the SET SCHEDMODES command. With client-polling scheduling, a client queries the server at prescribed time intervals to obtain scheduled work or to ensure that the schedules the client is waiting to process have not changed.

**System action:** Server operation continues.

---

**User response:** None.

---

**ANR2530I** Scheduling mode set to PROMPTED.

**Explanation:** This message is displayed in response to the SET SCHEDMODES command. With server-prompted scheduling, the server contacts the client when scheduled work needs to be performed and a session is available.

**System action:** Server operation continues.

**User response:** None.

---

**ANR2531I** Scheduling mode set to ANY.

**Explanation:** This message is displayed in response to the SET SCHEDMODES command. The server now allows clients to run in either the client-polling or the server-prompted scheduling mode.

**System action:** Server operation continues.

**User response:** None.

---

**ANR2532I** Schedule *schedule name* updated.

**Explanation:** This message is displayed in response to the UPDATE SCHEDULE command. The schedule named *schedule name* has been updated in the server database.

**System action:** Server operation continues.

**User response:** None.

---

**ANR2533I** Client action schedule duration set to *days* days.

**Explanation:** This message is displayed in response to the Set CLIENTACTDuration command. It indicates the number of days for which schedules and associations generated by the DEFINE CLIENTAction are retained in the database.

**System action:** Server operation continues.

**User response:** None.

---

**ANR2534I** Client action schedule *schedule name* was not executed by *node name* in *domain name*.

**Explanation:** Immediate client action *schedule name* was not executed by node *node name*, which is in domain *domain name*. The schedule is being deleted.

**System action:** Server operation continues.

**User response:** None.

---

---

**ANR2535E** *Command:* The node *node name* cannot be removed or renamed because it has an associated data mover.

**Explanation:** You attempted to remove or rename a node that has an associated data mover.

**System action:** The server does not remove or rename the node.

**User response:** To remove or rename the node, delete the associated data mover and reissue the command.

---

**ANR2536E** *Command:* The "option" option is not valid with the storage pool's data format.

**Explanation:** The command indicated includes an option that is not valid with the specified (or defaulted) data format for the storage pool.

**System action:** The server does not process the command.

**User response:** Reissue the command with options appropriate for the desired data format of the storage pool.

---

**ANR2537E** *Command:* Device class *device class name* has a device type that is not allowed for this operation.

**Explanation:** The device class in the indicated command has a device type that is not allowed for this operation.

**System action:** The server does not process the command.

**User response:** Choose a different device class and reissue the command.

---

**ANR2538E** *Command:* Backup set cannot be generated for NAS node *node name*.

**Explanation:** Backup sets cannot be generated for NAS nodes.

**System action:** The command fails.

**User response:** None.

---

**ANR2539E** *Command:* Storage pool *Storage Pool Name* does not have a valid data format.

**Explanation:** The data format of the indicated storage pool is not valid for the requested operation. The storage pool must have NATIVE or NONBLOCK data format. The server is unable to perform the requested operation.

**System action:** The command fails.

**User response:** Choose a different storage pool with the appropriate data format and reissue the command.

---

**ANR2540E** *Command:* The "option" device class is not valid with the storage pool's data format.

**Explanation:** The command indicated specifies a device class that is not valid with the specified (or defaulted) data format for the storage pool.

**System action:** The server does not process the command.

**User response:** Reissue the command with a data class appropriate for the desired data format of the storage pool.

---

**ANR2541E** *Command:* The storage pool specified with option "option" is not compatible with the option's intended use.

**Explanation:** The command specifies a storage pool whose device class is a Centera device. Such storage pools are not available for use with data movement operations such as reclaim or attributes such as copy, active-data, or reclaim storage pools.

**System action:** The server does not process the command.

**User response:** Issue the command again with a storage pool appropriate for the desired function.

---

**ANR2542E** *Command:* The storage pool is not compatible with the operation's intended use.

**Explanation:** The command specifies a storage pool whose device class is a Centera device. Such storage pools are not available for use with data movement operations, such as reclaim, or attributes, such as copy or reclaim storage pools.

**System action:** The server does not process the command.

**User response:** Issue the command again with a storage pool appropriate for the desired function.

---

**ANR2543E** *Command:* The volume name is not compatible with the operation's intended use.

**Explanation:** The command specifies a volume that resides in a storage pool whose device class is a Centera device. Such volumes are not available for use with data movement operations, such as reclaim, or attributes, such as copy or reclaim storage pools.

**System action:** The server does not process the command.

**User response:** Issue the command again with a volume appropriate for the desired function.

---

**ANR2544E** Unable to open the centera device at hla *hla*.

**Explanation:** The server cannot start communication with the device at the specified HLA.

**System action:** The transaction needing this device fails.

**User response:** Verify that the hla specified in the device class is correct, verify that the centera device is operational.

---

**ANR2545E** The version of the centera library, *version*, is not compatible with the server.

**Explanation:** The centera library must be at least version 2 to be able to be compatible with the server.

**System action:** The transaction fails.

**User response:** Contact your service representative.

---

**ANR2546E** The centera device is not capable of performing the required operation, *version*.

**Explanation:** The centera device must be capable of reading, writing and deleting objects. The device is not capable of performing at least one of these operations.

**System action:** The transaction fails.

**User response:** Contact your service representative.

---

**ANR2547E** A Centera device (*devclass*) reported error "*message,error*" during command *Centera* command.

**Explanation:** The Centera device reported an error while performing the specified command.

**System action:** The operation fails.

**User response:** Verify that the IP addresses specified in the device class associated with the storage pool are correct. Contact your service representative if the problem persists.

---

**ANR2548I** NAS command: Renaming file space *filespace name* for node *node name* to file space *new filespace name*.

**Explanation:** The NAS Backup process detected a name conflict between the Virtual file space *filespace name* and a file space on the NAS device associated with the node *node name*. The Virtual file space is renamed to the *new filespace name*. During a NAS backup process, if the object to be backed up is a Virtual file space, IBM Spectrum Protect will verify that this name does not also exist as a file space on the NAS device. If a name conflict exists, IBM Spectrum Protect will rename the existing Virtual file space and the

associated file space definition, if one exists.

**System action:** NAS Backup processing for the command continues.

**User response:** None; however, users should make note of the original Virtual file space *filespace name* and the new *new filespace name* so that they know where the backup data for this Virtual file space is located. Note, the RENAME FILESPACE command may be used to rename the Virtual file space to a more appropriate name.

---

**ANR2549E** Command: Invalid virtual file space name. A virtual file space mapping name must have a forward slash as the first character.

**Explanation:** The specified server command has been entered with a virtual file space name that does not have a forward slash as the first character.

**System action:** The server does not process the command.

**User response:** Reissue the command with a valid virtual file space name.

---

**ANR2550W** Command: Modifying the virtual file space mapping *VFS Name* for Celerra NAS device *NAS device* may prevent data from being recovered. If you modify this definition, save the existing file space and path settings so that the definition may be reverted to its original state.

**Explanation:** An UPDATE VIRTUALFSMAPPING has been entered for a Celerra NAS device. Modifying a Celerra virtual file space definition may prevent the data from being recovered. If you are modifying this definition in order to recover data, you should revert the changes back to their original values after the recovery is performed.

**System action:** The system asks whether you wish to continue with the command.

**User response:** To process the UPDATE VIRTUALFSMAPPING command, enter 'Y' to continue or 'N' to stop the process.

---

**ANR2551E** Command: A virtual file space mapping for a Celerra NAS device cannot be modified.

**Explanation:** You cannot modify a virtual file space definition for a Celerra NAS device. If the directory has been relocated on the NAS device then create a new virtual file space mapping to point to the new location.

**System action:** The server does not process the command.

**User response:** Define a new virtual file space mapping for this NAS filesystem and path.

---

**ANR2552I** Server now enabled for *session type* access.

**Explanation:** The server has been made available for use by the specified session types with the ENABLE command.

**System action:** None.

**User response:** None.

---

**ANR2553I** Server now disabled for *session type* access.

**Explanation:** The server has been made unavailable for use by the specified session types with the DISABLE command.

**System action:** None.

**User response:** None.

---

**ANR2554I** Format lfvolume process *process id* ended for storage pool *pool name*, number of volumes requested **volumes requested**, number of volumes formatted **volumes formatted**.

**Explanation:** The FORMAT LFVOLUME process for the storage pool shown has ended. The number of volumes requested to be formatted, and the number of volumes actually formatted are displayed.

**System action:** None.

**User response:** If the number of volumes formatted is less than the number of volumes requested to be formatted, check the activity log for messages indicating the reason for the difference. Possible reasons include the process was canceled, no more scratch volumes are allowed in the storage pool, or an error occurred processing a scratch volume.

---

**ANR2556W** The managed server *server name* is not capable of using enhanced style client schedule *schedule name* in domain *domain name*. The domain will not be propagated to this server.

**Explanation:** The managed server *server name* is subscribed to domain *domain name* that contains client schedule *schedule name* that uses enhanced style syntax. The managed server is not capable of using an enhanced style schedule. Only IBM Spectrum Protect servers that are at least Version 5 Release 3 are capable of using enhanced style schedules.

**System action:** Server operation continues. The domain will not be propagated to the managed server.

**User response:** Consider upgrading the managed

server to at least IBM Spectrum Protect Version 5 Release 3.

---

**ANR2557W** The managed server *server name* is not capable of using the enhanced style administrative schedule *schedule name*. The administrative schedule will not be propagated to this server.

**Explanation:** The managed server *server name* is subscribed to an administrative schedule that uses enhanced style syntax. The managed server is not capable of using an enhanced style schedule. Only IBM Spectrum Protect servers that are at least Version 5 Release 3 are capable of using enhanced style schedules.

**System action:** Server operation continues. The administrative schedule will not be propagated to the managed server.

**User response:** Consider upgrading the managed server to at least IBM Spectrum Protect Version 5 Release 3.

---

**ANR2558W** *command:* One or more managed servers that subscribe to domain *domain name* which contains client schedule *schedule name* are not capable of using an enhanced style schedule.

**Explanation:** The client schedule *schedule name* uses enhanced style schedule syntax. The schedule is in a domain which is a managed object and one or more of the managed servers that subscribe to it are not capable of using an enhanced style schedule. Only IBM Spectrum Protect servers that are at least Version 5 Release 3 are capable of using enhanced style schedules. During configuration refresh processing, the domain will not be propagated to managed servers that are not capable of using it.

**System action:** Server operation continues.

**User response:** Consider upgrading managed servers to at least IBM Spectrum Protect Version 5 Release 3.

---

**ANR2559W** *command:* One or more managed servers that subscribe to administrative schedule *schedule name* are not capable of using an enhanced style schedule.

**Explanation:** The administrative schedule *schedule name* uses enhanced style schedule syntax. The schedule is a managed object and one or more of the managed servers that subscribe to it are not capable of using an enhanced style schedule. Only IBM Spectrum Protect servers that are at least Version 5 Release 3 are capable of using enhanced style schedules. During configuration refresh processing, The schedule will not be propagated to managed servers that are not capable of using it.



**System action:** Server operation continues.

**User response:** Consider upgrading managed servers to at least IBM Spectrum Protect Version 5 Release 3.

---

**ANR2560I    Schedule manager started.**

**Explanation:** The schedule manager is started when the server is initialized. The schedule manager maintains entries of scheduled operations.

**System action:** Server operation continues.

**User response:** None.

---

**ANR2561I    Schedule prompter contacting *node name* (session *session number*) to start a scheduled operation.**

**Explanation:** The schedule prompter contacts the client scheduler for node *node name* because a scheduled operation should be started for that node.

**System action:** Server operation continues.

**User response:** None.

---

**ANR2562I    Automatic event record deletion started.**

**Explanation:** A process has been started to delete event records for which the retention period has elapsed.

**System action:** Server operation continues.

**User response:** None.

---

**ANR2563I    Removing event records dated prior to *date time*.**

**Explanation:** Events that were scheduled to start prior to *date time* are automatically deleted unless their startup window has not yet elapsed.

**System action:** Server operation continues.

**User response:** None.

---

**ANR2564I    Automatic event record deletion ended - *record count* records deleted.**

**Explanation:** The event deletion process has ended. A total of *record count* event records have been deleted from the database.

**System action:** Server operation continues.

**User response:** None.

---

**ANR2565I    *schedules* schedules for immediate client actions have been deleted.**

**Explanation:** A total of *schedules* that were generated by the DEFINE CLIENTACTION command have expired and been deleted from the database.

**System action:** Server operation continues.

**User response:** None.

---

**ANR2566E    An error occurred while deleting immediate client action schedules.**

**Explanation:** Processing did not complete for deleting schedules that were generated by the DEFINE CLIENTACTION command.

**System action:** Server operation continues.

**User response:** Check the activity log for other messages that might relate to this failure. Correct any memory or space problems.

---

**ANR2567W    Schedule prompter skipped contact attempt with *node name* to start a scheduled operation.**

**Explanation:** The schedule prompter skipped the contact attempt with the client scheduler for node *node name* because the start-up window has passed for that node, or the node was locked.

**System action:** Server operation continues.

**User response:** Check the length of the schedule start-up window to see if it needs to be increased. Check the activity log for ANR2716E messages. These messages are associated with failures to contact a client scheduler. If there are an excessive number of these messages the schedule window could have elapsed waiting for TCP/IP timeouts from these failed attempts. Also, check to see if the client node is locked. The contact attempt would be skipped for a locked node.

---

**ANR2568E    Request for node *node* to start schedule *schedule* at *startTime* is denied. Current time is *now*.**

**Explanation:** The client scheduler attempted to start the specified instance of a schedule for a node. The request was denied because that instance is still in the future.

**System action:** Server operation continues. The node does not start the schedule.

**User response:** Check the client schedule and error logs for problems with the network or the preschedule command. Also, you may need to upgrade the client.

---

**ANR2569E    Request by node *node* to report results (*result*, *code code*) for schedule *schedule* at *startTime* is denied. Current time is *now*.**

**Explanation:** The client scheduler attempted to report the results of executing the specified schedule. However, the schedule occurs in the future. The results will not be saved.

**System action:** Server operation continues. The results will not be saved.

**User response:** Check the client schedule and error logs for problems with the network or the preschedule command. Also, you may need to upgrade the client.

---

**ANR2570W A scheduled session has been denied.  
The schedule manager is not active.**

**Explanation:** The client scheduler attempts to connect with the server, but it is denied a session because the schedule manager is not active.

**System action:** Server operation continues, but central scheduling is not operational.

**User response:** Issue the QUERY OPTION command to determine if the option DISABLESCHEDS YES has been specified in the server options file. If so, scheduling can be enabled by updating the server options file with DISABLESCHEDS NO and restarting the server. If DISABLESCHEDS YES was not specified in the server options file, determine the source of the error by examining the QUERY ACTLOG command to view the activity log and search for messages. After the error has been resolved, restart the server to restore central scheduler operations. If the error cannot be isolated and resolved, contact your service representative.

---

**ANR2571W Scheduled session from node *node name* (*platform name*) has been denied, scheduled sessions are not currently available.**

**Explanation:** The client scheduler for node *node name* attempts to connect with the server, but is denied a session. All sessions that have been allocated for scheduled operations are already in use.

**System action:** Server operation continues.

**User response:** Issue the QUERY OPTION command to determine if the option DISABLESCHEDS YES has been specified in the server options file. If so, scheduling can be enabled by updating the server options file with DISABLESCHEDS NO and restarting the server. If DISABLESCHEDS YES was not specified in the server options file, change the total number of sessions by altering the MAXSESSIONS parameter in the server options file and then restarting the server. The percentage of sessions that are available for scheduled operations can be increased by using the SET MAXSCHEDULESESSIONS command.

---

**ANR2572W Schedule prompter session to node *node name* has been denied, scheduled sessions are not currently available.**

**Explanation:** The server attempts to prompt the client scheduler for node *node name*, but all sessions that have

been allocated for scheduled operations are already in use.

**System action:** The server continues to attempt contact with the client scheduler until the startup window for the scheduled event has elapsed.

**User response:** To change the total number of sessions, alter the MAXSESSIONS parameter in the server options file and then restart the server. The percentage of sessions that are available for scheduled operations can be increased by using the SET MAXSCHEDULESESSIONS command.

---

**ANR2573W Sufficient memory is not available for the central scheduler - will retry in *number of seconds* seconds.**

**Explanation:** The server suspends central scheduler processing because sufficient server memory is not available.

**System action:** Server operation continues; the scheduler operation will be retried after the specified delay.

**User response:** See the documentation for the operating system about how to increase memory for an application.

---

**ANR2574W The central scheduler has insufficient recovery log space. The current transaction will be tried again in *number of seconds* seconds.**

**Explanation:** If a log runs out of space, the current transaction is rolled back. The server issues an error message and halts. You cannot restart the server until the recovery log size is increased.

**System action:** The server halts.

**User response:** Monitor archive logs and active logs. If the recovery log space is insufficient, monitor the archive log space first. If the archive log space is full or nearly full, run a full database backup to remove archive logs and consider adding more disk space to the archive log directory. If the archive log space is not full and the active log space is full or nearly full, update the value of the ACTIVELOGSIZE option in the dsmserv.opt file. Set the value of the ACTIVELOGSIZE option to the new maximum size of the active log.

---

**ANR2575W The central scheduler has insufficient database space. The current transaction will be tried again in *number of seconds* seconds.**

**Explanation:** The server suspends central scheduler processing because of insufficient database space.

**System action:** Server operation continues; the scheduler operation will be tried again after the specified delay.

**User response:** To increase the amount of database space that is available to the server, issue the EXTEND DBSPACE command. Add one or more directories to the database.

---

**ANR2576W** An attempt was made to update an event record for a scheduled operation which has already been executed for node *node name*.

**Explanation:** The server cannot update the event record for the specified client node. The existing record indicates that the scheduled operation has already completed. This can happen when two or more client schedules are running for this node, or because the client has retried the operation after an error has occurred.

**System action:** Server operation continues. The existing event record is not modified. No further processing is performed for this scheduled operation.

**User response:** Contact the user for this client node, and make sure that only one client scheduler is running.

---

**ANR2577I** Schedule *schedule name* defined.

**Explanation:** This message is displayed in response to the DEFINE SCHEDULE command. The schedule named *schedule name* in the server database.

**System action:** Server operation continues.

**User response:** None.

---

**ANR2578W** Schedule *schedule name* in domain *domain name* for node *node name* has missed its scheduled start up window.

**Explanation:** This message is displayed when the scheduled startup window for this schedule has passed and the schedule has not begun.

**System action:** Server operation continues. The scheduled operation is not processed by the server.

**User response:** Ensure that a scheduled session for node *node name* has been initiated from the client to the server.

---

**ANR2579E** Schedule *schedule name* in domain *domain name* for node *node name* failed (return code *return code*).

**Explanation:** The client reported a failure to complete a scheduled action, or return code -99 was reported by the server. One of the following return codes is displayed:

- 0 All operations were completed successfully.
- 4 The operation was completed, but some files were not processed.

8 The operation was completed with at least one warning message.

12 The operation was completed with at least one error message. The count of error messages does not include notifications about skipped files.

-99 The operation failed because the session between the client and the server ended for an unknown reason. It is unknown whether the client can reconnect to the server to complete the scheduled event.

**System action:** Server operation continues.

**User response:** Examine the node's schedule log to determine the cause of the failure. To determine the final status of the scheduled event, issue the QUERY EVENT command.

---

**ANR2581W** Schedule *schedule name* of an administrative command has missed its scheduled start up window.

**Explanation:** This message is displayed when the scheduled startup window for this schedule has passed and the schedule has not begun.

**System action:** Server operation continues. The scheduled operation is not processed by the server.

**User response:** Ensure that the duration and period specified in the schedule are long enough to allow the schedule to start.

---

**ANR2582E** Command: Specified device class cannot be used with storage pools with different reclamation types.

**Explanation:** Storage pools can be defined with RECLAMATIONTYPE=THRESHOLD or RECLAMATIONTYPE=SNAPLOCK. A device class can only be used with either RECLAMATIONTYPE=THRESHOLD or RECLAMATIONTYPE=SNAPLOCK storage pools. An attempt was made to define a storage pool with one type of reclamation type with a device class that is already associated with another storage pool of the other reclamation type.

**System action:** The command fails.

**User response:** Reissue the command and specify another device class that is referenced by storage pools with the same reclamation type as your new storage pool. You may need to define another device class.

---

**ANR2583E** Command: Storage pool *storage pool name* is not a LAN-free storage pool.

**Explanation:** The command indicated specifies the name of a storage pool which is not a LAN-free pool.

The command syntax requires that a LAN-free storage poolname be specified.

**System action:** The server does not process the command.

**User response:** Reissue the command with a valid LAN-free storage pool name.

---

**ANR2584E** *Command: An email address exceeds maximum characters characters.*

**Explanation:** A REGISTER NODE or REGISTER ADMIN command has been entered that specifies a list of email addresses, and one of those addresses is too long. The maximum valid length for a single email address is shown in the command.

**System action:** The server does not process the command.

**User response:** Reissue the command with a shorter email address.

---

**ANR2585E** *Command: An email address contains invalid syntax.*

**Explanation:** A server command has been entered that specifies an invalid email address. Email addresses must be in the format "name@domain", where the name must be between 1 and 64 characters long, and the domain must be between 1 and 255 characters long.

**System action:** The server does not process the command.

**User response:** Reissue the command with a correct email address.

---

**ANR2586W** *Setting the server name to serverName can adversely affect or stop operations that depend on communications such as for the following purposes: Operations Center administration, backup-archive client operations, library sharing with the library manager or library clients, or other server to server functions such as virtual volumes, event logging, or enterprise configuration.*

**Explanation:** The server name was changed using the SET SERVERNAME command. If the server is managed by the Operations Center, server data might not be shown, or might be incorrect. In a virtual volume configuration, renaming a source server can prevent it from accessing and managing data that is stored on the target server. Any Windows clients that are connected to a server when its name is changed must reconnect to continue accessing the server.

**System action:** The server prompts the user to continue.

**User response:** Enter 'Y' to change the server name.

Enter 'N' to cancel the change. If you change the server name you must reconfigure all the affected components such as backup-archive client operations, library sharing with the library manager or library clients or other server to server operations. For example, if you rename an Operations Center spoke server, you must remove it from the Operations Center and re-add it. For a hub server, you must restart the initial configuration wizard to delete the existing server connection and create a new one.

---

**ANR2587W** *IBM Spectrum Protect encountered a zero verb on backupset volume Volume and skipped to the next volume.*

**Explanation:** IBM Spectrum Protect detected the problem described in APAR PK12572 . The server options file contains SKIPONZEROVERBBACKUPSET ON. IBM Spectrum Protect verified there was no further data on the volume, and skipped to the next volume.

**System action:** Processing continues.

**User response:** If the backupset volume was written before IBM Spectrum Protect 5.2.7, or 5.3.3 was put on the system and meets the PK12572 criteria, no action is required. If not, the volume has encountered a read error, and should read again on a server without the SKIPONZEROVERBBACKUPSET ON option to get the correct error messages for problem determination.

---

**ANR2588E** *Command: Storage pool "StgPool" cannot have CACHE set to YES with a non zero SHRED attribute.*

**Explanation:** Storage pools can be defined or updated with a non zero SHRED attribute only if the storage pool CACHE attribute is NO. Existing storage pools with CACHE attribute of YES cannot be updated with a non zero SHRED attribute. Likewise, existing storage pools with a non zero SHRED attribute cannot be updated with CACHE = YES. Existing storage pools with CACHE set to YES cannot be updated with a non zero SHRED attribute. New storage pools cannot be define nor can existing storage pools be modified with CACHE set to YES and a non zero SHRED value.

**System action:** The command fails.

**User response:** Reissue the command and specify SHRED value of zero or CACHE = NO.

---

**ANR2589E** *Backupset backup set name for node node name (data type data type) is in use and cannot be deleted.*

**Explanation:** The server attempted to delete the backup set, but the operation could not be completed, because the backup set was in use by another process.

**System action:** The server does not process the command.

**User response:** Reissue the command at a later time.

---

**ANR2590E** *Command failed - SET DBRECOVERY command has not been issued.*

**Explanation:** Backup DB command failed because a SET DBRECOVERY command has not been issued to define the device class used for automatic DB backup.

**System action:** The server does not process the command.

**User response:** Issue the SET DBRECOVERY command to define the device class for automatic DB backup operation.

---

**ANR2591I** *Directory *directory name* is already defined in the database space.*

**Explanation:** This directory is already in the database space .

**System action:** The command terminates.

**User response:** Issue the command again, specifying a directory that is not defined in the server database space.

---

**ANR2592I** *Directory(ies) *directory list* has been defined in the database space.*

**Explanation:** Command 'EXTEND DBSPACE' successfully added new directory(ies) *dir list* into the server database space.

**System action:**

**User response:**

---

**ANR2593E** *Command: Storage pool *storage pool name* exists but does not match the storage-pool type that the server is attempting to process with the command.*

**Explanation:** The storage pool specified does not match the type being processed with the command.

**System action:** The server does not process the command.

**User response:** Retry the command with a valid storage pool type specified.

---

**ANR2594I** *LDAP user name set to LDAP user name.*

**Explanation:** The LDAP user distinguished name that the server uses to authenticate with the LDAP server has been set to the value indicated with the SET LDAPUSER command.

**System action:** None.

**User response:** The SET LDAPPASSWORD command is required to provide the password that correlates to

the LDAPUSER just set. This is required for communication with the LDAP server specified in the LDAPURL option.

---

**ANR2595I** *Directory *directory name* is already in the list to add to database space.*

**Explanation:** While processing the command argument list, a duplicate path name has been encountered.

**System action:** The command terminates.

**User response:** Issue the command again, specifying a directory that is not in the argument list.

---

**ANR2596E** *There is insufficient authority to create the database files.*

**Explanation:** The database manager, running under the user ID for the IBM Spectrum Protect instance, does not have the authority to create files in one or more of the database directories.

**System action:** The server process ends.

**User response:** Ensure that the user ID for the IBM Spectrum Protect instance has write permission to all database directories. No matter which user ID is running the dsmserv process, the database files are written by the database manager. The permissions on these database directories must allow write access from the database manager user ID. Change the ownership of the database directories to the user ID for the IBM Spectrum Protect instance.

---

**ANR2597W** *Node *node name* in domain *domain name* began schedule *schedule name* at actual start and is schedule state. The period expired at expiration time.*

**Explanation:** This message is displayed when a node started a schedule, the period for the schedule expired, and the node has not reported results for the schedule. Possible causes are:

- processing for the action is taking longer than the schedule period
- a problem occurred while the node was performing the scheduled action
- the node completed the scheduled action but did not report the results to the server

**System action:** Server operation continues. The results of the scheduled operation are unknown.

**User response:** Administrators should consult the server activity log and the client scheduler log, then take corrective action if needed.

---

**ANR2598W** *Administrative command schedule*  
*schedule name* **started processing at actual**  
*start and is schedule state. The period*  
*expired at expiration time.*

**Explanation:** This message is displayed when an administrative command schedule has started, the period for the schedule expired, and the results for the schedule have not been reported. Possible causes are:

- processing for the action is taking longer than the scheduled period
- a problem occurred while performing the scheduled action
- a problem occurred reporting the schedule results

**System action:** Server operation continues. The results of the scheduled operation are unknown.

**User response:** Administrators should consult the server activity log, then take corrective action if needed.

---

**ANR2599W** *The central scheduler is unable to*  
*obtain a required lock and will retry in*  
*number of seconds* **seconds.**

**Explanation:** The server temporarily suspends central scheduler processing because a required lock is not available.

**System action:** Server operation continues; the scheduler operation will be retried after the specified delay.

**User response:** The server workload is high. If this condition persists, you may need to consider adjusting the server workload.

---

**ANR2600E** *Command: Invalid schedule name -*  
*schedule name.*

**Explanation:** The specified command has been issued with an invalid schedule name.

**System action:** Server operation continues, but the command is not processed.

**User response:** Issue the command with a valid schedule name.

---

**ANR2601E** *Command: Schedule description exceeds*  
*maximum length* **characters.**

**Explanation:** The specified command has been issued with a description that exceeds the maximum length.

**System action:** Server operation continues, but the command is not processed.

**User response:** Issue the command and specify a valid description.

---

**ANR2602E** *Command: Invalid action - action.*

**Explanation:** The specified command has been issued with an invalid action.

**System action:** Server operation continues, but the command is not processed.

**User response:** Issue the command and specify a valid action.

---

**ANR2603E** *Command: Options string exceeds*  
*maximum length* **characters.**

**Explanation:** The specified command has been issued with an options string that exceeds the maximum length.

**System action:** Server operation continues, but the command is not processed.

**User response:** Issue the command with a valid options string.

---

**ANR2604E** *Command: Objects string exceeds*  
*maximum length* **characters.**

**Explanation:** The specified command has been issued with an objects string that exceeds the maximum length.

**System action:** Server operation continues, but the command is not processed.

**User response:** Issue the command with a valid objects string.

---

**ANR2605E** *Command: Invalid priority - priority.*

**Explanation:** The specified command has been issued with an invalid priority.

**System action:** Server operation continues, but the command is not processed.

**User response:** Issue the command and specify a valid priority.

---

**ANR2606E** *Command: Invalid start date - date.*

**Explanation:** The specified command was issued with an invalid start date. For a schedule with ACTION=DEPLOY, the specified date might be earlier than the current system date.

**System action:** Server operation continues, but the command is not processed.

**User response:** Reissue the command and specify a valid start date. When you define a schedule with ACTION=DEPLOY, verify that the start date is not earlier than the current system date.

---

---

**ANR2607E** *Command: Invalid start time - time.*

**Explanation:** The specified command was issued with an invalid start time. For a schedule with ACTION=DEPLOY, the specified time might be earlier than the current system time.

**System action:** Server operation continues, but the command is not processed.

**User response:** Reissue the command and specify a valid start time. When you define a schedule with ACTION=DEPLOY, verify that the start time is not earlier than the current system time.

---

**ANR2608E** *Command: Invalid duration - duration.*

**Explanation:** The specified command has been issued with an invalid duration.

**System action:** Server operation continues, but the command is not processed.

**User response:** Issue the command and specify a valid duration.

---

**ANR2609E** *Command: Invalid duration units - duration units.*

**Explanation:** The specified command has been issued with an invalid value for duration units.

**System action:** Server operation continues, but the command is not processed.

**User response:** Issue the command and specify a valid value for duration units.

---

**ANR2610E** *Command: Invalid period - period.*

**Explanation:** The specified command has been issued with an invalid period.

**System action:** Server operation continues, but the command is not processed.

**User response:** Issue the command and specify a valid period.

---

**ANR2611E** *Command: Invalid period units - period units.*

**Explanation:** The specified command has been issued with an invalid value for period units.

**System action:** Server operation continues, but the command is not processed.

**User response:** Issue the command and specify a valid value for period units.

---

**ANR2612E** *Command: Invalid day of week - day of week.*

**Explanation:** The specified command has been issued with an invalid value for day of the week.

**System action:** Server operation continues, but the command is not processed.

**User response:** Issue the command and specify a valid value for day of the week.

---

**ANR2613E** *Command: Invalid expiration - date.*

**Explanation:** The specified command has been issued with an invalid expiration date.

**System action:** Server operation continues, but the command is not processed.

**User response:** Issue the command and specify a valid expiration date.

---

**ANR2614E** *Command: Invalid combination of the following parameters: duration, duration units, period, period units.*

**Explanation:** The specified command has been issued with an invalid combination of the DURATION, DURUNITS, PERIOD, and PERUNITS parameters. This message may be displayed if the duration of the startup window for the schedule is not shorter than the period between windows. This message may also be displayed if DURUNITS=INDefinite is specified, but PERUNITS=Onetime is not specified.

**System action:** Server operation continues, but the command is not processed.

**User response:** Issue the command and specify a valid combination of parameters.

---

**ANR2615E** *Command: Expiration date date has elapsed.*

**Explanation:** The specified command has been issued with an elapsed expiration date *date*.

**System action:** Server operation continues, but the command is not processed.

**User response:** Issue the command and specify an expiration date that has not already elapsed.

---

**ANR2616E** *Command: Start date start date must be earlier than expiration date expiration.*

**Explanation:** The specified command has been issued with a start date that is not earlier than the expiration date.

**System action:** Server operation continues, but the command is not processed.

**User response:** Issue the command using a schedule

start date that is earlier than the expiration date.

---

**ANR2617E** *Command: Schedule schedule name is not defined in policy domain domain name.*

**Explanation:** The specified command has been issued with a schedule name that has not been defined in the indicated policy domain.

**System action:** Server operation continues, but the command is not processed.

**User response:** Issue the command using a schedule that has already been defined for this domain.

---

**ANR2618E** *Command: Schedule schedule name is already defined in policy domain domain name.*

**Explanation:** The specified command has been issued with a schedule name that has already been defined for the indicated policy domain.

**System action:** Server operation continues, but the command is not processed.

**User response:** Issue the command using a schedule that has not already been defined for this domain.

---

**ANR2619E** *Command: Currently defined period period is invalid with updated period units.*

**Explanation:** The specified command has been issued with a value for period units that is not allowed with the existing period.

**System action:** Server operation continues, but the command is not processed.

**User response:** Issue the command and specify a new period.

---

**ANR2620E** *Command: Currently defined duration duration is invalid with updated duration units.*

**Explanation:** The specified command has been issued with a value for duration units that is not allowed with the existing duration.

**System action:** Server operation continues, but the command is not processed.

**User response:** Issue the command and specify a new duration.

---

**ANR2621E** *Command: No matching schedules.*

**Explanation:** The specified command has been issued but no matching schedules have been found.

**System action:** Server operation continues, but the command is not processed.

**User response:** Issue the command and specify different schedules.

---

**ANR2622E** *Command: No new node associations added.*

**Explanation:** The specified command has been issued but no new node associations are defined.

**System action:** Server operation continues, but the command has no effect.

**User response:** Issue the command and specify different nodes.

---

**ANR2623E** *Command: No node associations deleted.*

**Explanation:** The specified command has been issued but no node associations are deleted.

**System action:** Server operation continues, but the command has no effect.

**User response:** Issue the command and specify different nodes.

---

**ANR2624E** *Command: No matching nodes registered.*

**Explanation:** No matching nodes are found for the specified command.

**System action:** Server operation continues, but the command is not processed.

**User response:** Issue the command and specify different nodes.

---

**ANR2625E** *Command: No matching nodes registered in policy domain domain name.*

**Explanation:** The specified command has been issued, but no matching nodes are registered in the indicated policy domain.

**System action:** Server operation continues, but the command is not processed.

**User response:** Issue the command and specify different nodes.

---

**ANR2626E** *Command: Invalid value for replace - replace.*

**Explanation:** The specified command has been issued with an invalid value for replace.

**System action:** Server operation continues, but the command is not processed.

**User response:** Issue the command using a valid value for replace.



---

**ANR2627E** *Command: Invalid value for format - format.*

**Explanation:** The specified command has been issued with an invalid value for format.

**System action:** Server operation continues, but the command is not processed.

**User response:** Issue the command using a valid value for format.

---

**ANR2628E** *Command: Invalid date - date.*

**Explanation:** The specified command has been issued with an invalid date.

**System action:** Server operation continues, but the command is not processed.

**User response:** Issue the command with a valid date.

---

**ANR2629E** *Command: Invalid time - time.*

**Explanation:** The specified command has been issued with an invalid time.

**System action:** Server operation continues, but the command is not processed.

**User response:** Issue the command with a valid time.

---

**ANR2630E** *Command: Event deletion is already in process.*

**Explanation:** The specified command has been issued while event deletion is already in progress.

**System action:** Server operation continues, but the command is not processed.

**User response:** Wait for event deletion to complete before issuing the command.

---

**ANR2631E** *Command: Invalid begin date - date.*

**Explanation:** The specified command has been issued with an invalid begin date.

**System action:** Server operation continues, but the command is not processed.

**User response:** Issue the command with a valid begin date.

---

**ANR2632E** *Command: Invalid begin time - date.*

**Explanation:** The specified command has been issued with an invalid begin time.

**System action:** Server operation continues, but the command is not processed.

**User response:** Issue the command with a valid begin time.

---



---

**ANR2633E** *Command: Invalid end date - date.*

**Explanation:** The specified command has been issued with an invalid end date.

**System action:** Server operation continues, but the command is not processed.

**User response:** Issue the command with a valid end date.

---

**ANR2634E** *Command: Invalid end time - time.*

**Explanation:** The specified command has been issued with an invalid end time.

**System action:** Server operation continues, but the command is not processed.

**User response:** Issue the command with a valid end time.

---

**ANR2635E** *Command: Invalid time range - Begin: begin End: end.*

**Explanation:** The specified command has been issued with an invalid time range. This occurs if the date and time for the beginning of the time range (*begin*) do not precede the date and time for the end of the time range (*end*).

**System action:** Server operation continues, but the command is not processed.

**User response:** Issue the command with a valid time range.

---

**ANR2636E** *Command: Invalid value for exceptions only - exceptions only.*

**Explanation:** The specified command has been issued with an invalid value for exceptions only.

**System action:** Server operation continues, but the command is not processed.

**User response:** Issue the command with a valid value for exceptions only.

---

**ANR2637E** **There is insufficient authority to create the recovery log files.**

**Explanation:** The database manager, running under the user ID for the IBM Spectrum Protect instance, does not have the authority to create files in one or more of the log directories.

**System action:** The server process ends.

**User response:** Ensure that the user ID for the IBM Spectrum Protect instance has write permission to all active, mirror, archive, and failover archive log directories. No matter which user ID is running the dsmserv process, the recovery log files are written by the database manager. The permissions on these log

directories must allow write access from the database manager user ID. Change the ownership of the recovery log directories to the user ID for the IBM Spectrum Protect instance.

---

**ANR2638W** This command will delete all user data and log files, as well as any backup/restore history for the IBM Spectrum Protect server database. Are you sure you want your database and all of its references removed (y or n)?

**Explanation:** A REMOVEDB command has been entered.

**System action:** The administrator is asked whether to continue.

**User response:** Enter 'y' to remove the database or 'n' to leave the server database.

---

**ANR2639E** Command failed - no files have been defined for storing sequential volume history information.

**Explanation:** Sequential volume history information is required to restore the server data base. Because no files were configured for receiving this information, the operation fails.

**System action:** Server operation continues.

**User response:** To have the server automatically record sequential volume history information to assist in server recovery, use the VOLUMEHISTORY option in the server options file to specify where history information should be written. If you update the options file, restart the server.

---

**ANR2640E** Command: Invalid percentage of sessions for scheduled processing - value.

**Explanation:** The specified command has been issued with an invalid value.

**System action:** Server operation continues, but the command is not processed.

**User response:** Issue the command with a valid value.

---

**ANR2641E** Command: Invalid event record retention period - value.

**Explanation:** The specified command has been issued with an invalid value.

**System action:** Server operation continues, but the command is not processed.

**User response:** Issue the command with a valid value.

---

**ANR2642E** Command: Invalid percentage for randomization - value.

**Explanation:** The specified command has been issued with an invalid value.

**System action:** Server operation continues, but the command is not processed.

**User response:** Issue the command with a valid value.

---

**ANR2643E** Command: Invalid schedule query period - value.

**Explanation:** The specified command has been issued with an invalid value.

**System action:** Server operation continues, but the command is not processed.

**User response:** Issue the command with a valid value.

---

**ANR2644E** Command: Invalid maximum number of command retries - value.

**Explanation:** The specified command has been issued with an invalid value.

**System action:** Server operation continues, but the command is not processed.

**User response:** Issue the command with a valid value.

---

**ANR2645E** Command: Invalid retry period - value.

**Explanation:** The specified command has been issued with an invalid value.

**System action:** Server operation continues, but the command is not processed.

**User response:** Issue the command with a valid value.

---

**ANR2646E** Command: Invalid scheduling mode - value.

**Explanation:** The specified command has been issued with an invalid value.

**System action:** Server operation continues, but the command is not processed.

**User response:** Issue the command with a valid value.

---

**ANR2647E** Command: Invalid type - type.

**Explanation:** The specified command has been issued with an invalid type.

**System action:** Server operation continues, but the command is not processed.

**User response:** Issue the command with a valid type.

---

**ANR2648E** *Command: Type string exceeds maximum length* **characters.**

**Explanation:** The specified command has been issued with a type string that exceeds the maximum length.

**System action:** Server operation continues, but the command is not processed.

**User response:** Issue the command with a valid type string.

---

**ANR2649E** *Command: Schedule* **schedule name is not defined.**

**Explanation:** The specified command has been issued with a schedule name that has not been defined.

**System action:** Server operation continues, but the command is not processed.

**User response:** Issue the command with a schedule that has already been defined.

---

**ANR2650E** *Command: Schedule* **schedule name is already defined.**

**Explanation:** The specified command has been issued with a schedule name that has already been defined.

**System action:** Server operation continues, but the command is not processed.

**User response:** Issue the command with a schedule name that has not already been defined.

---

**ANR2651E** *Command: Invalid combination of one or more of the following parameters: cmd, type, action, objects, options.*

**Explanation:** The specified command has been issued with an invalid combination of the CMD, ACTION, OBJECTS, and OPTIONS parameters. This message is displayed when the CMD parameter is specified and TYPE=CLIENT is not specified, or when TYPE=ADMIN is specified, and one or more of the following is specified: ACTION, OBJECTS, or OPTIONS.

**System action:** Server operation continues, but the command is not processed.

**User response:** Issue the command with a valid combination of parameters.

---

**ANR2652E** *Command: Invalid combination of one or more of the following parameters: active, cmd, type.*

**Explanation:** The specified command has been issued with an invalid combination of the TYPE, CMD, or ACTIVE parameters. This message is displayed when TYPE=CLIENT is specified and one or more of the following is specified: ACTIVE, CMD.

**System action:** Server operation continues, but the command is not processed.

**User response:** Issue the command with a valid combination of parameters.

---

**ANR2653W** *Command: Node* **node name cannot be processed because it is not registered, is decommissioned or does not belong to the specified domain.**

**Explanation:** This command cannot be processed for the indicated node. The specified node must be registered to the server, and assigned to the required domain. The node cannot be decommissioned.

**System action:** The indicated node is not processed, but other nodes may be processed if specified by this command.

**User response:** If the node name was entered incorrectly, reissue the command with the correct node name.

---

**ANR2654E** *Command: The NODES parameter cannot be used when querying administrative schedules.*

**Explanation:** A QUERY SCHEDULE command has been issued with TYPE=ADMINISTRATIVE and the NODES parameter both specified. The NODES parameter cannot be specified when querying administrative schedules.

**System action:** Server operation continues, but the command is not processed.

**User response:** Issue the command without the NODES parameter.

---

**ANR2655E** *Command: Invalid client action schedule duration - days.*

**Explanation:** The specified command has been issued with an invalid number of days. Valid values are 1 to 9999 inclusive. *days* specifies the length of time during which a schedule defined by the DEFINE CLIENTAction command must be executed by an associated node. After that, the schedule will be deleted from the database.

**System action:** Server operation continues, but the command is not processed.

**User response:** Reissue the command with a valid number of days.

---

**ANR2656E** *Command: Invalid schedule style* **schedStyle.**

**Explanation:** The specified command has been issued with an invalid schedule style.

**System action:** Server operation continues, but the command is not processed.

**User response:** Issue the command and specify a valid schedule style.

---

**ANR2657E** *Command: Invalid month month.*

**Explanation:** The specified command has been issued with an invalid month.

**System action:** Server operation continues, but the command is not processed.

**User response:** Issue the command and specify a valid month.

---

**ANR2658E** *Command: Invalid day of month month.*

**Explanation:** The specified command has been issued with an invalid day of month.

**System action:** Server operation continues, but the command is not processed.

**User response:** Issue the command and specify a valid day of month.

---

**ANR2659E** *Command: Invalid week of month month.*

**Explanation:** The specified command has been issued with an invalid week of month.

**System action:** Server operation continues, but the command is not processed.

**User response:** Issue the command and specify a valid week of month.

---

**ANR2660E** *Command: Invalid combination of enhanced schedule parameters or their values: parm1 and parm2.*

**Explanation:** The specified command has been issued with an invalid combination of the DAYOFMONTH, WEEKOFMONTH, and DAYOFWEEK parameters. WEEKOFMONTH and DAYOFWEEK cannot be specified with DAYOFMONTH. WEEKEND or WEEKDAY must be specified with the FIRST or LAST week of month.

**System action:** Server operation continues, but the command is not processed.

**User response:** Issue the command and specify a valid combination of parameters.

---

**ANR2661E** *Command: Invalid combination of enhanced schedule parameters or their values, parm1 and parm2, found for schedule name.*

**Explanation:** The specified update command has been issued with either an invalid combination of parameters or their values, or a specified parameter or

value is not compatible with an option that is not being updated for the existing schedule. WEEKOFMONTH and DAYOFWEEK must not be specified with DAYOFMONTH. WEEKEND or WEEKDAY must be specified with the FIRST or LAST week of month.

**System action:** Server operation continues, but the command is not processed.

**User response:** To see the options for the existing schedule, issue: QUERY SCHEDULE FORMAT=DETAILED for the client or administrative schedule. Determine if the error was caused by one of the following:

- a conflict between parameters to the update command.
- a conflict between a parameter specified with the update command and a value that already exists for the schedule.

For the latter problem, also update the existing option that is causing the problem. Correct the update command and issue it again.

---

**ANR2662I** (\*) "Query schedule format=standard" displays an asterisk in the day of week column for enhanced schedules. The period column is blank. Issue "query schedule format=detailed" to display complete information about an enhanced schedule.

**Explanation:** This message explains the standard display for an enhanced schedule.

**System action:** Server operation continues.

**User response:** Issue "query schedule format=detailed" to display information about an enhanced schedule.

---

**ANR2663I** *Command: resetting existing options options for schedule name to default values. .*

**Explanation:** The update schedule command has reset existing options for the schedule to default values. The change is required by the parameters specified with the update or audit commands.

**System action:** Server operation continues.

**User response:** None.

---

**ANR2664E** *Command: Invalid parameter parm for schedule style schedule style.*

**Explanation:** A specified parameter is not valid for the schedule style.

**System action:** Server operation continues, but the command is not processed.

**User response:** Issue the command and with parameters valid for the schedule style.

---

**ANR2665W** *Command: Invalid month and day, month day, detected.*

**Explanation:** The specified command has been issued with an invalid combination of MONTH and DAYOFMONTH. If one month and one day were specified in the command, the command will fail. If there is at least one valid month and day combination, the schedule will be defined and run on the valid dates. The schedule will skip the invalid month and day combinations.

**System action:** Server operation continues.

**User response:** Determine the correct day and month combinations. If the command failed, issue the define command again. If the schedule was defined, use the update command to change the month and day values.

---

**ANR2666W** *Command: Invalid month and day, month day, detected for schedule name.*

**Explanation:** The specified update command has been issued with either an invalid combination of MONTH and DAYOFMONTH, or a specified MONTH or DAYOFMONTH value is incompatible with a MONTH or DAYOFMONTH value that is not being updated for the existing schedule. If there is just one month and one day combination and that combination is invalid, the command will fail. If there is at least one valid month and day combination, the schedule will be updated and run on the valid dates. The schedule will skip the invalid month and day combinations.

**System action:** Server operation continues.

**User response:** To see the options for the existing schedule, issue "q sched f=d" for the client or administrative schedule. Determine the correct day and month combinations. If the command failed, issue the update command again.

---

**ANR2667W** *Audit volume process has skipped volume volume name due to an error.*

**Explanation:** During processing of an AUDIT VOLUME command for the volume shown, an unrecoverable error occurred on the volume.

**System action:** The AUDIT VOLUME command has skipped the volume shown.

**User response:** Examine messages that were previously issued that explain the cause of the failure and correct the error if possible. Once the error has been corrected, reissue the command.

---

**ANR2668I** *The deduplication-verification level is set to percent.*

**Explanation:** This message is displayed when the server command SET DEDUPVERIFICATIONLEVEL is issued. Setting the deduplication-verification level helps

ensure that the client is not making a security attack against the server.

**System action:** Server operation continues.

**User response:** None.

---

**ANR2669E** *The specified deduplication-verification level is invalid.*

**System action:** Server operation continues.

**User response:** Specify a value 0 - 100 for this command.

---

**ANR2670E** *Export command: Invalid value for SCHEDSTYLE parameter detected while exporting schedule schedule name in domain domain name - default or existing value is used during import.*

**Explanation:** During processing of command *export command*, an invalid value is encountered for the SCHEDSTYLE parameter for schedule *schedule name* in domain *domain name*.

**System action:** Export processing continues, but the exported data contains an unknown SCHEDSTYLE value for this schedule. If this data is imported, the default or existing SCHEDSTYLE value is used.

**User response:** Update the SCHEDSTYLE value for this schedule and restart the export command. Alternatively, use the export data with the unknown value, and check and update the SCHEDSTYLE value after import processing has been performed.

---

**ANR2671E** *Export command: Invalid value for SCHEDSTYLE parameter detected while exporting administrative schedule schedule name - default or existing value is used during import.*

**Explanation:** During processing of command *export command*, an invalid value is encountered for the SCHEDSTYLE parameter for administrative schedule *schedule name*.

**System action:** Export processing continues, but the exported data contains an unknown SCHEDSTYLE value for this schedule. If this data is imported, the server uses the default or existing SCHEDSTYLE value.

**User response:** Update the SCHEDSTYLE value for this schedule and restart the export command. Alternatively, the export data with the unknown value can be used, and the SCHEDSTYLE value can be checked and updated after import processing has been performed.

---

**ANR2672E** *Import command: Invalid value for SCHEDSTYLE parameter in exported data for schedule **schedule name** in domain **domain name**.*

**Explanation:** During preview processing of command *import command*, an invalid value is encountered for the SCHEDSTYLE parameter for schedule *schedule name* in policy domain *domain name*.

**System action:** Processing of the command continues. If a later command causes the data to be imported, the default or existing SCHEDSTYLE value is used.

**User response:** If the data is imported with a later command, verify that the correct SCHEDSTYLE value is used for this schedule.

---

**ANR2673E** *Import command: Invalid value for SCHEDSTYLE parameter in exported data - schedule **schedule name** in domain **domain name** defined with default SCHEDSTYLE value.*

**Explanation:** During processing of command *import command*, an invalid value is encountered for the SCHEDSTYLE parameter for schedule *schedule name* in policy domain *domain name*.

**System action:** Processing of the command continues, by using the default SCHEDSTYLE value for this schedule.

**User response:** Verify that the correct SCHEDSTYLE value has been used for this schedule. Update this value, if necessary.

---

**ANR2674E** *Import command: Invalid value for SCHEDSTYLE parameter in exported data - existing SCHEDSTYLE value for schedule **schedule name** in domain **domain name** was not updated.*

**Explanation:** During processing of command *import command*, an invalid value is encountered for the SCHEDSTYLE parameter for schedule *schedule name* in policy domain *domain name*.

**System action:** Processing of the command continues, by using the existing SCHEDSTYLE value for this schedule.

**User response:** Verify that the correct SCHEDSTYLE value has been used for this schedule. Update this value, if necessary.

---

**ANR2675E** *Import command: Invalid value for SCHEDSTYLE parameter in exported data for administrative schedule **schedule name**.*

**Explanation:** During preview processing of command *import command*, an invalid value is encountered for the

SCHEDSTYLE parameter for administrative schedule *schedule name*.

**System action:** Processing of the command continues. If a later command is issued that causes the data to be imported, the default or existing SCHEDSTYLE value is used.

**User response:** If the data is imported with a later command, verify that the correct SCHEDSTYLE value is used for this schedule.

---

**ANR2676E** *Import command: Invalid value for SCHEDSTYLE parameter in exported data - administrative schedule **schedule name** defined with default SCHEDSTYLE value.*

**Explanation:** During processing of command *import command*, an invalid value is encountered for the SCHEDSTYLE parameter for administrative schedule *schedule name*.

**System action:** Processing of the command continues, by using the default SCHEDSTYLE value for this schedule.

**User response:** Verify that the correct SCHEDSTYLE value has been used for this schedule. Update this value, if necessary.

---

**ANR2677E** *Import command: Invalid value for SCHEDSTYLE parameter in exported data - existing SCHEDSTYLE value for administrative schedule **schedule name** was not updated.*

**Explanation:** During processing of command *import command*, an invalid value is encountered for the SCHEDSTYLE parameter for administrative schedule *schedule name*.

**System action:** Processing of the command continues, by using the existing SCHEDSTYLE value for this schedule.

**User response:** Verify that the correct SCHEDSTYLE value has been used for this schedule. Update this value, if necessary.

---

**ANR2678E** **Server database format failed.**

**Explanation:** A failure occurred during the format of the IBM Spectrum Protect server database. This occurred during the processing of a 'DSMSERV FORMAT' command.

**System action:** Server format processing terminates.

**User response:** Review error messages to determine the cause of the failure and retry the 'DSMSERV FORMAT' once the issue has been resolved.

---

---

**ANR2679E** *Command: All of the nodes provided are invalid.*

**Explanation:** While verifying the parameters of the specified command, no valid node was found.

**System action:** The server ends the command.

**User response:** Verify that the nodes specified are correct and all are registered. Then, reissue the command.

---

**ANR2680E** *Command: You cannot specify TOC=YES when TYPE is SNAPMIRROR.*

**Explanation:** A SnapMirror backup was attempted while specifying TOC=YES. Network Appliance SnapMirror backups do not support TOC creation.

**System action:** The server ends the command.

**User response:** Reissue the command without specifying TOC=YES.

---

**ANR2681E** *Command: The file server movername does not support SnapMirror-to-Tape operations or is not running NDMP Version 4.*

**Explanation:** A SnapMirror backup was specified with a NAS device that does not Network Appliance SnapMirror backup operations.

**System action:** The server ends the command.

**User response:** Reissue the command by specifying a standard NDMP full or differential backup. .

---

**ANR2682E** *Command: You cannot specify MODE=DIFF when TYPE is SNAPMIRROR.*

**Explanation:** A SnapMirror backup was attempted while specifying MODE=DIFF. Network Appliance SnapMirror backups may only be full image backups.

**System action:** The server ends the command.

**User response:** Reissue the command and do not specify MODE=DIFF with TYPE=SNAPMIRROR.

---

**ANR2683I** *Command: A Table of Contents will not be created for a SnapMirror backup.*

**Explanation:** A Netapp SnapMirror backup was requested and the TOC parameter is set to PREFERRED. The backup will continue, however no Table of Contents will be created.

**System action:** The server operation continues.

**User response:** None.

---

**ANR2684E** *Command: SnapMirror operations are not supported on NAS virtual filepace definitions.*

**Explanation:** A SnapMirror backup or restore was attempted on a NAS virtual filepace. Network Appliance SnapMirror backups do not support directory level backup, therefore a virtual filepace may not used with TYPE=SNAPMIRROR.

**System action:** The server ends the command.

**User response:** Reissue the command by specifying TYPE=DUMPIMAGE.

---

**ANR2685I** *SnapMirror backup of NAS node nodename, file system file system, started as process process ID by administrator administrator.*

**Explanation:** A SnapMirror backup is started for the indicated file system of a NAS node. The operation is initiated by the administrator shown.

**System action:** The indicated process is started.

**User response:** None.

---

**ANR2686I** *SnapMirror Restore of NAS node nodename, file system filesystem, started as process process ID by administrator administrator. A full image for this file system will be restored to destination destination.*

**Explanation:** A SnapMirror restore is started for the indicated file system of a NAS node. The operation is initiated by the administrator shown. The restore will be performed using a full image of this file system. The file system will be restored to the indicated destination.

**System action:** The indicated process is started.

**User response:** None.

---

**ANR2687E** *Command: You cannot specify a FILELIST when TYPE is SNAPMIRROR.*

**Explanation:** A file level restore was attempted from a SnapMirror backup. Network Appliance SnapMirror backups do not support file level restore.

**System action:** The server ends the command.

**User response:** Reissue the command without the FILELIST parameter.

---

**ANR2688E** *Command: The SnapMirror Restore of NAS node nodename, file system file system, cannot be started. The destination file system destination is not set to "Restricted" on the NAS device.*

**Explanation:** While verifying the parameters of the specified command, no valid node was found.

**System action:** The server ends the command.

**User response:** Verify that the nodes specified are correct and all are registered. Then, reissue the command.

---

**ANR2689W** *Command: The dataformat of the datamover `data mover` is incompatible with the NAS device with host identifier `hostId`.*

**Explanation:** The dataformat provided in the command is not compatible with the NAS device which is associated with the high level address. was found.

**System action:** The server completes the command.

**User response:** Determine the proper dataformat for your NAS device and reissue the command.

---

**ANR2690E** *Command: The file system `file system` is in restricted state and cannot be used in an NDMP backup or restore operation.*

**Explanation:** A NAS file system that is in the restricted state was specified for an NDMP backup or restore operation. You cannot perform an NDMP backup or restore of a file system in the restricted state.

**System action:** The server ends the command.

**User response:** Refer to your NAS device's documentation on how to unrestrict the file system. Then, reissue the command.

---

**ANR2691E** *Command: The file server `file server name`, does not support the NDMP Cluster Aware Backup extension and the datamover type requires it.*

**Explanation:** A datamover of type NASCLUSTER or NASVSERVER was defined however, the file server does not support the NDMP Cluster Aware Backup extension.

**System action:** The IBM Spectrum Protect server define operation on the file server fails.

**User response:** Verify that the file server is running clustered Data OnTap from Netapp.

---

**ANR2692E** *Command: Invalid subaction - `action`.*

**Explanation:** The specified command has been issued with an invalid subaction.

**System action:** Server operation continues, but the command is not processed.

**User response:** Issue the command and specify a valid subaction.

---

**ANR2693E** *Command: Invalid action and subaction combination.*

**Explanation:** The specified command has been issued with an invalid combination of action and subaction values.

**System action:** Server operation continues, but the command is not processed.

**User response:** Issue the command and specify a valid subaction.

---

**ANR2694E** *Command: Action must be specified with subaction.*

**Explanation:** The specified command has been issued with a subaction and no action value.

**System action:** Server operation continues, but the command is not processed.

**User response:** Issue the command and specify a valid subaction.

---

**ANR2695E** *The deduplication mode for node `node name` was set to SERVERONLY.*

**Explanation:** The server detected a potential security attack and disabled client-side deduplication.

**System action:** Server and client operations continue.

**User response:** Verify that the client workstation does not have any applications that are attempting a security attack on the server. If the client is secure, re-enable client-side deduplication on the node by issuing the server command UPDATE NODE with the DEDUPLICATION=CLIENTORSERVER parameter.

---

**ANR2696E** *Export command: Invalid value for SUBACTION parameter detected while exporting schedule `schedule name` in domain `domain name` - default or existing value is used during import.*

**Explanation:** During processing of command `export command`, an invalid value is encountered for the ACTION parameter for schedule `schedule name` in domain `domain name`.

**System action:** Export processing continues, but the exported data will contain an unknown SUBACTION value for this schedule. If this data is imported, the default or existing SUBACTION value is used.

**User response:** Update the SUBACTION value for this schedule and restart the export command. Alternatively, use the export data with the unknown value, and check and update the SUBACTION value after import processing has been performed.



---

**ANR2697E** *Import command: Invalid value for SUBACTION parameter in exported data - schedule *schedule name* in domain *domain name* defined with default SUBACTION value.*

**Explanation:** During processing of command *import command*, an invalid value is encountered for the SUBACTION parameter for schedule *schedule name* in policy domain *domain name*.

**System action:** Processing of the command continues, by using the default SUBACTION value for this schedule.

**User response:** Verify that the correct SUBACTION value has been used for this schedule. Update this value, if necessary.

---

**ANR2698E** *Import command: Invalid value for SUBACTION parameter in exported data - existing SUBACTION value for schedule *schedule name* in domain *domain name* was not updated.*

**Explanation:** During processing of command *import command*, an invalid value is encountered for the SUBACTION parameter for schedule *schedule name* in policy domain *domain name*.

**System action:** Processing of the command continues, by using the existing SUBACTION value for this schedule.

**User response:** Verify that the correct SUBACTION value has been used for this schedule. Update this value, if necessary.

---

**ANR2699E** *Import command: Invalid value for SUBACTION parameter in exported data for schedule *schedule name* in domain *domain name*.*

**Explanation:** During preview processing of command *import command*, an invalid value is encountered for the SUBACTION parameter for schedule *schedule name* in policy domain *domain name*.

**System action:** Processing of the command continues. If a later command causes the data to be imported, the default or existing SUBACTION value is used.

**User response:** If the data is imported with a later command, verify that the correct SUBACTION value is used for this schedule.

---

**ANR2700E** **Schedule manager aborted.**

**Explanation:** The schedule manager has ended because of an error condition and is not able to maintain entries for scheduled operations.

**System action:** Server operation continues, but the central scheduler is not operational.

**User response:** To determine the source of the error, examine server messages issued prior to this message. Issue the QUERY ACTLOG command to view the activity log and search for messages. After the error has been resolved, restart the server to restore central scheduler operations. If the error cannot be isolated and resolved, contact your service representative.

---

**ANR2701E** **The schedule manager could not be started: *diagcode*.**

**Explanation:** The schedule manager cannot be started during initialization because sufficient memory is not available. Diagnostic code *diagcode* is issued.

**System action:** Initialization fails.

**User response:** See the documentation for the operating system about how to increase memory for an application.

---

**ANR2702E** **The schedule prompter could not be started: *diagcode*.**

**Explanation:** The schedule prompter cannot be started during initialization because sufficient memory is not available. Diagnostic code *diagcode* is issued.

**System action:** Initialization fails.

**User response:** See the documentation for the operating system about how to increase memory for an application.

---

**ANR2703E** **Schedule prompter aborted.**

**Explanation:** The schedule prompter ends because of a processing error.

**System action:** Server operation continues, but prompted scheduling is not operational.

**User response:** To determine the source of the error, examine server messages issued prior to this message. Issue the QUERY ACTLOG command to view the activity log and search for messages. After the error has been resolved, restart the server to restore central scheduler prompting operations. If the error cannot be isolated and resolved, contact your service representative.

---

**ANR2707E** **Out of server log space in central scheduler.**

**Explanation:** The server ends a database update transaction for the central scheduler because sufficient log space is not available on the server.

**System action:** Server operation continues, but the database update fails.

**User response:** To increase the amount of log space that is available to the server, evaluate the directories and file systems that are assigned to the

ACTIVELOGDIRECTORY, ARCHIVELOGDIRECTORY, and ARCHFAILOVERLOGDIRECTORY options in the dsmserv.opt file. An out of log space condition might occur because the ACTIVELOGDIRECTORY location is full.

Alternatively, an out of log space condition might occur if there are log files in the ACTIVELOGDIRECTORY location that are no longer active and cannot be archived to the ARCHIVELOGDIRECTORY and ARCHFAILOVERLOGDIRECTORY locations. If necessary, specify a larger directory for the ARCHIVELOGDIRECTORY or ARCHFAILOVERLOGDIRECTORY options in the dsmserv.opt file and then restart the server.

---

**ANR2708E Out of server database space in central scheduler.**

**Explanation:** The server ends a database update transaction for the central scheduler because sufficient database space is not available on the server.

**System action:** Server operation continues, but the database update fails.

**User response:** To increase the amount of database space that is available to the server, issue the EXTEND DBSPACE command to add one or more directories to the database.

---

**ANR2709E Schedule manager : Unable to start event record deletion.**

**Explanation:** Event record deletion cannot be started because sufficient memory is not available.

**System action:** Server operation continues, but event records are not automatically deleted after their retention period has elapsed.

**User response:** See the documentation for the operating system about how to increase memory for an application.

---

**ANR2712E Node *node1* requested scheduling information for node *node2* - session rejected.**

**Explanation:** A request for pending scheduled operations has been sent from the client scheduler for node *node1*. However, the request is for scheduling information concerning another node *node2*.

**System action:** Server operation continues, but the client scheduler for node *node1* will not be able to process pending operations.

**User response:** Try restarting the client scheduler for node *node1*. If the problem persists, contact your service representative to resolve the client program error.

---

**ANR2713E Node *node1* trying to start scheduled operation for node *node2* - session rejected.**

**Explanation:** The client scheduler for node *node1* has attempted to execute a scheduled operation for another node, *node2*.

**System action:** Server operation continues, but the scheduled operation is not processed.

**User response:** Try restarting the client scheduler for node *node1*. If the problem persists, contact your service representative to resolve client program error.

---

**ANR2714E Node *node1* trying to report scheduled operation results for node *node2* - session rejected.**

**Explanation:** The client scheduler for node *node1* has attempted to report the results of a scheduled operation using another node name, *node2*.

**System action:** Server operation continues, but the results that were sent from node *node1* are not be stored in the server's database.

**User response:** Try restarting the client scheduler for node *node1*. If the problem persists, contact your service representative to resolve the client program error.

---

**ANR2715E Client node *node id* unable to register valid address for server prompting: type *address type* (*high address low address*).**

**Explanation:** The client scheduler for node *node id* has attempted to register an invalid address for server-prompted central scheduling. The address was type *address type* with high-level field *high address* and low-level field *low address*. The only valid address type is 1.

**System action:** Server operation continues, but the node *node id* will not be prompted to perform scheduled operations.

**User response:** Verify that the address type and address are correct for this client. The only valid address type is 1 (for TCP/IP). Make sure the client scheduler is not using an invalid address obtained from the client's options file or from the command line when the client scheduler was started.

---

**ANR2716E Schedule prompter was not able to contact client *node name* using type *address type* (*high address low address*).**

**Explanation:** The server has attempted to prompt the client scheduler for node *node name* because a scheduled operation should be started. The server is unable to contact the client by using address type *address type*, with high-level field *high address* and low-level field *low address*.

**System action:** Server operation continues, but node *node name* is not prompted to start the scheduled operation. If operations should be started for other nodes, the server will attempt to prompt the client schedulers for these nodes. This error is usually caused by network outages or the client scheduler program not being run on the client node.

**User response:** Verify that the address type and address are correct for this client. The only valid address type is 1 (for TCP/IP). Make sure that the client scheduler is not using an invalid address, obtained at the time the client scheduler was started, from either the client's options file or from the command line. Verify that the client scheduler for node *node name* is running and that the necessary communication links to that scheduler are operational. Firewalls must allow traffic from the server to the client and from the client to the server without the session timing out. Ensure that the DNS configuration is correct.

---

**ANR2717E Schedule prompter cannot contact client**  
*node name using address type (address type).*

**Explanation:** The server attempts to prompt the client scheduler for node *node name* because scheduled work should be started. However, either the server does not support address type *address type* needed for server-prompted scheduling, or the communication method is not currently available. The only valid address type is 1 (for TCP/IP).

**System action:** Server operation continues, but the server does not prompt node *node name*.

**User response:** If the server does not support the *address type* specified, clients may only use the polling mode of scheduling. If the communication method is temporarily not available, prompted mode scheduling will resume after the communication problem is fixed and service restored. If the problem persists, contact your service representative.

---

**ANR2718W Schedule manager disabled.**

**Explanation:** The schedule manager has been disabled because the DISABLESCHEDS YES option was specified in the server options file.

**System action:** Server operation continues, but the central scheduler is not operational.

**User response:** To enable the schedule manager, specify DISABLESCHEDS NO in the server options file and restart the server.

---

**ANR2719E Command: Invalid parameter *parm* for ACTION=DEPLOY.**

**Explanation:** A parameter that is specified is not valid for ACTION=DEPLOY.

**System action:** Server operations will continue, but the command is not processed.

**User response:** Reissue the command with valid ACTION=DEPLOY parameters.

---

**ANR2720E Command: Node *node name* is currently being replicated.**

**Explanation:** The command shown specifies a node that is currently being replicated to another server.

**System action:** The server does not process the command.

**User response:** Reissue the command at a later time, or if necessary, cancel the current replication and reissue the command.

---

**ANR2721E A non-replication SSL session to address *address* is requested.**

**Explanation:** A non-replication SSL session to the indicated address was attempted. Server-to-server SSL sessions are supported for replication only.

**System action:** The server does not start the session.

**User response:** If you want to configure the same target server for both SSL and non-SSL communications, you can configure multiple server definitions when you issue the DEFINE SERVER command. You can have multiple server definitions with the same target address if the server names are not the same.

---

**ANR2722I The server now accepts sessions that originate from server *server name***

**Explanation:** The server can now accept sessions from the named server.

**System action:** None.

**User response:** None.

---

**ANR2723I The server is enabled to have outbound sessions to server *server name***

**Explanation:** The server now allows sessions targeted to the named server.

**System action:** None.

**User response:** None.

---

**ANR2724I**    **The server does not accept sessions from server *server name***

**Explanation:** The server rejects sessions from the named server.

**System action:** None.

**User response:** None.

---

**ANR2725I**    **The server is disabled for sessions with server *server name***

**Explanation:** The server cannot initiate sessions to the named server.

**System action:** None.

**User response:** None.

---

**ANR2726E**    ***Command:* None of the specified nodes are configured for replication or they are part of an active replication process.**

**Explanation:** The replication command did not start because data belonging to the specified nodes was being replicated, or because the nodes are not configured for replication.

**System action:** The server ends the command.

**User response:** Verify that the specified nodes are correct and that they are configured for replication. Verify that the nodes are not part of an active replication process. A node is configured for replication if the replication state is ENABLED or DISABLED. To determine the replication state of a node, issue the QUERY NODE FORMAT=DETAILED command. To configure nodes for replication, issue the UPDATE NODE command. After the situation has been corrected, reissue the REPLICATE NODE command.

---

**ANR2727E**    ***Command:* Node *node name* is currently accessing server *server name*.**

**Explanation:** The command shown specifies a node that has an active session with the specified server.

**System action:** The local server does not process the command.

**User response:** Reissue the command at a later time, or if necessary, cancel the current session and reissue the command.

---

**ANR2728E**    ***Command:* Node *node name* cannot be replicated because it is not in the SEND or SYNCSEND mode.**

**Explanation:** The replication mode of a specified node is RECEIVE or SYNCRECEIVE. To replicate, the replication mode must be SEND or SYNCSEND.

**System action:** The server processes the command.

However the specified node is skipped for this operation.

**User response:** Verify that all of the nodes to be replicated are in SEND or SYNCSEND mode. Reissue the command, or, if necessary, cancel the replication process and reissue the command.

---

**ANR2729W**    **This command will register the node to new domain *domainname*. Changing the domain will cause the node to be disassociated from the schedule of original domain.**

**Explanation:** The schedule belongs to the domain. The node will be disassociated from the schedule if the node is registered to new domain.

**System action:** IBM Spectrum Protect prompts the user to continue.

**User response:** Enter 'Y' to change the domain. Enter 'N' if you do not want to change the domain.

---

**ANR2730I**    **Default authentication set to *defaultAuth*.**

**Explanation:** This message is displayed in response to the Set DEFAULTAUTHentication command. It indicates the current default AUTHENTICATION value for the REGISTER NODE and REGISTER ADMIN commands.

**System action:** None.

**User response:** None.

---

**ANR2731E**    **An invalid command was issued: *issued command*. The command *prerequisite command* must be issued first.**

**Explanation:** The specified server command was issued prior to another required command.

**System action:** The server ignores the command.

**User response:** Issue the required command and then reissue the command that caused the error.

---

**ANR2732E**    **Unable to communicate with the external LDAP directory server.**

**Explanation:** The server tried to communicate with the external LDAP directory server but was unable to do so.

**System action:** The server ignores the command.

**User response:** Validate that the external LDAP directory server is actively running. Also, validate that the LDAPURL option is set appropriately and refers to a valid LDAP directory server.

---

**ANR2733W Unable to authenticate with the external LDAP directory server to process the SET LDAPUSER command.**

**Explanation:** The LDAPUSER value or the LDAPPASSWORD value or both are invalid.

**System action:** The server command continues.

**User response:** During the SET LDAPUSER command, the IBM Spectrum Protect server tried to authenticate to the external LDAP directory server. If the LDAPPASSWORD is not set or is invalid, the authentication fails, but the SET LDAPUSER command succeeds. The LDAPUSER value and the LDAPPASSWORD value both must be set correctly before the server can communicate with the external LDAP directory server. The SET LDAPPASSWORD command fails if authentication with the external LDAP directory server fails with the current LDAPUSER and new LDAPPASSWORD.

You can validate the current LDAPUSER by issuing the QUERY STATUS command. The LDAPUSER and LDAPPASSWORD commands can be corrected with the appropriate SET commands. If there is still an authentication error, validate that the user and password are set correctly in the external LDAP directory server.

---

**ANR2734E Unable to authenticate with the external LDAP directory server to process the SET LDAPPASSWORD command.**

**Explanation:** The LDAPUSER value or the LDAPPASSWORD value or both are invalid.

**System action:** The server command fails.

**User response:** You can validate the current LDAPUSER by issuing the QUERY STATUS command. The LDAPUSER and LDAPPASSWORD commands can be corrected with the appropriate SET commands. If there is still an authentication error, validate that the user and password are set correctly in the external LDAP directory server.

---

**ANR2735W Renamed node *node name* must be updated with the current password.**

**Explanation:** In response to a RENAME NODE command to a node that uses LDAP authentication, the node was renamed in the IBM Spectrum Protect database, but an LDAP entry does not exist for the new name in the LDAP directory server. This can happen because the SYNCLDAPDELETE=NO parameter was used or an LDAP entry did not exist for the original name.

**System action:** None.

**User response:** Issue the UPDATE NODE command to the renamed node using the current password, before attempting any sessions with the node.

---

**ANR2736W Renamed administrator *admin name* must be updated with the current password.**

**Explanation:** In response to a RENAME ADMIN command with an admin that uses LDAP authentication, the admin was renamed in the IBM Spectrum Protect database, but an LDAP entry does not exist for the new name in the LDAP directory server. This can happen because the SYNCLDAPDELETE=NO parameter was used or an LDAP entry did not exist for the original name.

**System action:** None.

**User response:** Issue the UPDATE ADMIN command to the renamed admin using the current password, before attempting any sessions with the admin.

---

**ANR2737E Command: All of the admins provided are invalid.**

**Explanation:** While verifying the parameters of the specified command, no valid admin was found.

**System action:** The server ends the command.

**User response:** Verify that the admins specified are correct and all are registered. Then, reissue the command.

---

**ANR2738W Command: parameter conflicts with parameter - conflicting parameter.**

**Explanation:** Conflicting parameters were specified in the command.

**System action:** The server bypasses the conflicting parameter and processing continues.

**User response:** Verify which parameter you want to use and reissue the command, if necessary. If the command needs to be reversed, undo the command, correct the syntax, and then reissue the command.

---

**ANR2739I Audit LDAP directory started as process *process ID*.**

**Explanation:** A background process was started to audit the LDAP directory entries. The audit was assigned the process ID shown.

**System action:** The audit process starts and server operation continues.

**User response:** The administrator may query the status of the audit process by using the QUERY PROCESS command, or cancel the process with the CANCEL PROCESS command.

---

**ANR2740E** Alert monitor could not start or has failed and stopped.

**Explanation:** The server alert monitor is not able to start or continue processing.

**System action:** The alert monitor is not able to run.

**User response:** Evaluate other messages in the activity log to determine why the alert monitor is unable to run. This is typically caused by insufficient resources such as a lack of memory or other system resources.

---

**ANR2741I** Alert monitor has started.

**Explanation:** The server alert monitor has started successfully and will evaluate messages to determine and raise alerts for administrative notification where necessary.

**System action:** None.

**User response:** None.

---

**ANR2742W** *Command:* Has been submitted for approval consideration.

**Explanation:** The command has not been executed. The command has been recorded for approval consideration. Contact the primary or alternate approval administrators for consideration and disposition of this request. If the command is not approved prior to the approval duration period, it will be deleted and the command itself will not be executed.

**System action:** The server does not process the command. The command is recorded for pending approval. Issue QUERY PENDINGCOMMAND to see the request.

**User response:** Contact the primary or alternate approval administrators to disposition this request. If approval is granted, the approval administrator will re-issue the command as part of the approval processing. And if the command is rejected, it will be deleted and no further action taken.

---

**ANR2743I** Approval processing for request *requestId* to process *Command* issued by administrator *administrator* is successful; command completed.

**Explanation:** The command was submitted for the designated administrator and has successfully run to completion.

**System action:** None.

**User response:** Review the activity log for the command processed.

---

**ANR2744W** Approval processing for request *requestId* to process *Command* issued by administrator *administrator* failed; command execution was not successful.

**Explanation:** The command was submitted for the designated administrator but failed to run successfully.

**System action:** The pending command entry is removed and the command needs to be re-issued by the originating administrator.

**User response:** Review the activity log for the command processed.

---

**ANR2745I** AUDIT LDAPDIRECTORY command finished: *admin only LDAP administrator entries are only in the LDAP directory server (not in the IBM Spectrum Protect server), number administrator entries are only in the IBM Spectrum Protect server (not in the LDAP directory server), node only LDAP node entries are only in the LDAP directory server (not in the IBM Spectrum Protect server), number node entries are only in the IBM Spectrum Protect server (not in the LDAP directory server), and total deleted entries were deleted from the LDAP server in total.*

**Explanation:** The inconsistencies between the LDAP directory server and the IBM Spectrum Protect server are displayed as a result of the AUDIT LDAPDIRECTORY command.

**System action:** None.

**User response:** None.

---

**ANR2746W** Node *node name* was located in the database but not in the LDAP directory server.

**Explanation:** An inconsistency between the LDAP directory server and the IBM Spectrum Protect database was discovered. A node in the IBM Spectrum Protect database does not have a corresponding entry in the LDAP directory server. Without an entry in the LDAP directory server, the node is inaccessible until action is taken. See the user response for recommended action.

**System action:** None.

**User response:** To make the node accessible, you need to add the node to the LDAP directory server. Issue the UPDATE NODE command with a password to create an LDAP node entry in the LDAP directory server.

---

**ANR2747W Administrator *admin name* was located in the database but not in the LDAP directory server.**

**Explanation:** An inconsistency between the LDAP directory server and the IBM Spectrum Protect database was discovered. An administrator in the IBM Spectrum Protect database does not have a corresponding entry in the LDAP directory server. Without an entry in the LDAP directory server, the administrator is inaccessible until action is taken. See the user response for recommended action.

**System action:** None.

**User response:** To make the administrator accessible, you need to add the administrator to the LDAP directory server. Issue the UPDATE ADMIN command with a password to create an LDAP administrator entry in the LDAP directory server.

---

**ANR2748W Node *node name* was located in the LDAP directory server but not in the database.**

**Explanation:** An inconsistency between the LDAP directory server and the IBM Spectrum Protect database was discovered. An unexpected node entry was found in the LDAP directory server. An extra entry in the LDAP directory server does not affect IBM Spectrum Protect server operations. If the LDAP directory server is shared by multiple IBM Spectrum Protect servers, the extra entry might be needed for one or more of the other IBM Spectrum Protect servers.

**System action:** If the AUDIT LDAPDIRECTORY command is issued with FIX=YES, the server deletes the node entry from the LDAP directory server. If the command is issued with FIX=NO, the server does not delete the entry.

**User response:** None.

---

**ANR2749W Administrator *admin name* was located in the LDAP directory server but not in the database.**

**Explanation:** An inconsistency between the LDAP directory server and the IBM Spectrum Protect database was discovered. An unexpected administrator entry was found in the LDAP directory server. An extra entry in the LDAP directory server does not affect IBM Spectrum Protect server operations. If the LDAP directory server is shared by multiple IBM Spectrum Protect servers, the extra entry might be needed for one or more of the other IBM Spectrum Protect servers.

**System action:** If the AUDIT LDAPDIRECTORY command is issued with FIX=YES, the server deletes the administrator entry from the LDAP directory server. If the command is issued with FIX=NO, the server does not delete the entry.

**User response:** None.

---

**ANR2750I Starting scheduled command *schedule name* ( *scheduled command* ).**

**Explanation:** This message is displayed when the server starts the execution of a scheduled command. The name of the schedule and the actual command scheduled is displayed.

**System action:** Server operation continues, the scheduled command is processed.

**User response:** None.

---

**ANR2751I Scheduled command *schedule name* completed successfully.**

**Explanation:** This message is displayed when the server successfully completes processing of a scheduled command.

**System action:** Server operation continues.

**User response:** None.

---

**ANR2752E Scheduled command *schedule name* failed.**

**Explanation:** This message is displayed when the server encounters a failure in processing a scheduled command.

**System action:** Server operation continues. The scheduled command is ended.

**User response:** Examine messages issued prior to this message and use the UPDATE SCHEDULE command to correct the scheduled command. The QUERY EVENT command may also be used to determine the cause of the failure for this scheduled command.

---

**ANR2753I (*Schedule name*):*command response***

**Explanation:** This message is used to display the server response to a scheduled command. The name of the command schedule is included at the beginning of the message in parentheses.

**System action:** Server operation continues. The scheduled command is ended.

**User response:** None.

---

**ANR2754E DEFINE SCHEDULE or UPDATE SCHEDULE *parameter* CMD='*command*' - Unknown command.**

**Explanation:** The specified command is not a valid server command.

**System action:** The DEFINE SCHEDULE or UPDATE SCHEDULE command is not processed.

**User response:** Reissue the correct command.

---

**ANR2755E** **DEFINE SCHEDULE or UPDATE SCHEDULE parameter CMD='command' - not eligible for scheduling.**

**Explanation:** The specified command is not eligible for scheduling.

**System action:** The DEFINE SCHEDULE or UPDATE SCHEDULE command is not processed.

**User response:** None.

---

**ANR2756I** **Scheduled command *schedule name* started successfully.**

**Explanation:** This message is displayed when the server successfully starts processing of a background process for a scheduled command.

**System action:** Server operation continues.

**User response:** None.

---

**ANR2757E** **Command: The NODES parameter cannot be used when querying events for administrative schedules.**

**Explanation:** A QUERY EVENT command has been issued with TYPE=ADMINISTRATIVE and the NODES parameter both specified. The NODES parameter cannot be specified when querying events for administrative schedules.

**System action:** Server operation continues, but the command is not processed.

**User response:** Issue the command without the NODES parameter.

---

**ANR2758E** **Please specify a tracefile name with less than 37 characters if it is fully qualified or 26 characters if it is not fully qualified.**

**Explanation:** The .template file adds 9 more characters to the end of the filename.

**System action:** Server operation continues.

**User response:** Reduce the filename length to a working range for s390 system

---

**ANR2759I** **Command: The virtual file space definition *vfs name* for node *node name* has been deleted.**

**Explanation:** In response to the DELETE VIRTUALFSMAPPING command, the virtual file space mapping *vfs name* for the node *node name* has been deleted in the server database.

**System action:** Server operation continues.

**User response:** None.

---



---

**ANR2760E** **Command: Unable to delete the virtual file space definition *vfs name* for node *node name*. A file space definition exists with the same name.**

**Explanation:** The DELETE VIRTUALFSMAPPING command has been entered, but the specified virtual file space mapping *vfs name* for the node *node name* has an associated file space definition in server database.

**System action:** The server does not process the command.

**User response:** To delete the virtual file space definition, first delete the filespace definition with the same name.

---

**ANR2761E** **Command: The deployment repository directory cannot be updated at this time: Deploy Manager is active.**

**Explanation:** The SET DEPLOYREPOSITORY command was issued while the deploy manager is active.

**System action:** The server does not process the command.

**User response:** Reissue the command at a later time. Alternatively, issue the SET DEPLOYPKGMR OFF command, and then reissue the SET DEPLOYREPOSITORY command.

---

**ANR2762I** **Command: A virtual file space mapping named *vfs name* for node *node name* has been updated.**

**Explanation:** In response to the UPDATE VIRTUALFSMAPPING command, a virtual file space mapping for the specified node has been updated in the server database.

**System action:** Server operation continues.

**User response:** None.

---

**ANR2763E** **Command: The hexadecimal string entered for the path parameter is not valid.**

**Explanation:** The command indicated specifies an invalid Hexadecimal value for the path parameter.

**System action:** The server does not process the command.

**User response:** Check that the string representing the path contains only valid hexadecimal characters and contains an even number of characters. Reissue the command with a valid Hex string for the path parameter.

---



---

**ANR2764E** *command: Filespace* *filespace name* **cannot be renamed to new filespace name; a virtual file space with this name already exists for node** *node name*.

**Explanation:** The file space name specified as a target name for the command was found to already exist as a virtual file space for the node specified. The command fails.

**System action:** Server operation continues, the command fails.

**User response:** Reissue the command with a different target filespace name

---

**ANR2765E** *command: The node* *node name* **has an invalid node type for virtual file space definitions; the node type must be NAS.**

**Explanation:** A Define VirtualFSMapping command was entered with an invalid node type.

**System action:** The server does not process the command.

**User response:** You might want to run this command again, specifying a node of TYPE=NAS.

---

**ANR2766W** *Command: Virtual file space name* *vfs name* **conflicts with file space on the network attached storage (NAS) device.**

**Explanation:** The specified server command has been entered with a virtual file space that has the same name as a file space on the NAS device.

**System action:** The server operation continues.

**User response:** Ensure that no virtual file space mappings for this NAS device have the same name as an actual file space that exists on the NAS device.

---

**ANR2767E** *Command: The data format of storage pool* *Storage Pool Name* **does not match the data format of storage pool** *Storage Pool Name*.

**Explanation:** The data format of the indicated storage pools does not match. The requested operation failed.

**System action:** The command fails.

**User response:** Use QUERY STGPOOL F=D to display the data format for various pools and determine which may be eligible for the operation. Choose a storage pool that has the matching data format and re-issue the command.

---

**ANR2768I** *Process* *process ID* **will use data mover** *datamover name* **for the operation.**

**Explanation:** The indicated data mover is being used by the indicated process.

**System action:** The indicated data mover is being used by the indicated process.

**User response:** None.

---

**ANR2769E** *Command: Process* *process ID* **terminated - data mover inaccessible.**

**Explanation:** The indicated process terminated for the indicated command because none of the data movers is accessible.

**System action:** The indicated process terminates.

**User response:** Examine the previous error messages for possible reasons a remote session could not be started.

---

**ANR2770E** *Command: Process* *process ID* **skipped restoring data from volume** *volume name* **in storage pool** *name* **storage pool - drive path unavailable.**

**Explanation:** The indicated process skipped restoring data from the indicated volume because none of the NAS type datamovers is available.

**System action:** The data in the indicated volume is not restored.

**User response:** Use QUERY STGPOOL to obtain the device class to which the indicated source storage pool belongs. Use QUERY DEVCLASS to obtain the library containing the source storage pool. Then, use the QUERY DATAMOVER and QUERY PATH commands to verify that at least one NAS datamover has paths to the drives in the library.

---

**ANR2771E** *Move data process terminated for volume* *volume name* **- data mover inaccessible.**

**Explanation:** Move data processing terminated for the indicated volume because none of the data movers is accessible.

**System action:** Move data ends for the indicated volume.

**User response:** Examine the previous error messages for possible reasons a remote session could not be started.

---

---

**ANR2772E** *Command: Process process ID terminated - drive path or data mover unavailable.*

**Explanation:** The indicated process terminated for the indicated command for one of the following reasons:

- None of the data movers with paths to the drives in the library containing the source storage pool is available.
- None of the data movers with paths to the drives in the library containing the target storage pool is available.

**System action:** The indicated process ends.

**User response:** Use QUERY STGPOOL to obtain the device class to which the source or target storage pool belongs. Use QUERY DEVCLASS to obtain the library name that contains the source or target storage pool. Then, use the QUERY DATAMOVER and QUERY PATH commands to verify that at least one data mover has paths to the drives in the library.

---

**ANR2773E** *Move data process terminated for volume volume name - drive path or data mover unavailable.*

**Explanation:** MOVE DATA processing terminated for the indicated volume for one of the following reasons:

- None of the data movers with paths to the drives in the library containing the source storage pool is available.
- None of the data movers with paths to the drives in the library containing the target storage pool is available.

**System action:** The indicated process ends.

**User response:** Use QUERY STGPOOL to obtain the device class to which the source or target storage pool belong. Use QUERY DEVCLASS to obtain the library name that contains the source or target storage pool. Then, use the QUERY DATAMOVER and QUERY PATH commands to verify that at least one data mover has paths to the drives in the library.

---

**ANR2774E** *Command: Process process ID terminated - data format mismatch.*

**Explanation:** During restore processing, a data format mismatch occurred between the storage pool being restored and the copy storage pool.

**System action:** The indicated restore process terminates.

**User response:** Examine the previous error message to determine the name of the copy storage pool used for the restore. If possible, specify a copy storage pool that has the same data format as the storage pool being restored on the restore command.

---



---

**ANR2775W** *Command: Process Process id encountered an output error. File on volume volume name skipped - Node node name, type file type, file space filespace name, file name file name, fsId filespace id.*

**Explanation:** During copy or move operation, an output error was encountered. The indicated file was skipped.

**System action:** The file will not be processed.

**User response:** If possible, correct the error and re-run the command.

---

**ANR2776W** *Transaction failed for session session number for node node name (client platform) - A storage pool for the target destination is associated with a container or cloud storage pool.*

**Explanation:** The specified session fails because an invalid storage pool is used to store the virtual volume.

**System action:** The specified session is ended and server operation continues.

**User response:** Ensure that container and cloud storage pools are not used with virtual volumes. The UPDATE COPYGROUP command can be used to update the copy group destination to point to a valid storage pool.

---

**ANR2777I** *REPLICATE NODE: Node node name is decommissioned and disabled.*

**Explanation:** The requested node is decommissioned, disabled for replication, and has been skipped.

**System action:** The replication proceeds, but this node is skipped.

**User response:** None.

---

**ANR2778I** *Command: Inventory information is missing for object bfid.*

**Explanation:** During a read operation, a damaged record for a file was identified. The file is skipped.

**System action:** The file is not displayed.

**User response:** Correct the error in the file and reissue the QUERY CLEANUP command.

---

**ANR2779I** *Command: Inventory information for all items cannot be displayed. A total of num files files are missing inventory information. The missing files are not displayed.*

**Explanation:** During a read operation, a damaged record for a file was identified. The file is skipped.

**System action:** The files are not displayed.

**User response:** Correct the error in the file and reissue the **QUERY CLEANUP** command.

---

**ANR2780W** *Command: Updates for nodes previously processed during this command will be rolled back.*

**Explanation:** An error has occurred during an UPDATE NODE operation. If the UPDATE NODE command was processing more than one node, updates for nodes which were previously processed will be rolled back.

**System action:** Server operation continues.

**User response:** Correct the error and reissue the command.

---

**ANR2781E** *command name: keyword value longer than max length characters.*

**Explanation:** The directory specified for the indicated keyword is too long. Specify a directory less than or equal to the number of characters indicated. This is a limitation of the underlying database.

**System action:** Server database format processing terminates.

**User response:** Specify a valid value for the indicated keyword.

---

**ANR2782I** **SET DBRECOVERY completed successfully and device class for automatic DB backup is set to *value*.**

**Explanation:** The device class requirement for automatic database backup is set with the SET DBRECOVERY command.

**System action:** None.

**User response:** None.

---

**ANR2783E** **FORMAT: Required keyword *keyword* not specified.**

**Explanation:** A required keyword was not specified for database format processing.

**System action:** Server database format processing terminates.

**User response:** Reissue the format command with the required parameters.

---

**ANR2784W** **Specifying PROTECTKEYS=NO requires the server's encryption keys to be backed up manually.**

**Explanation:** The server uses one or more encryption keys that are not stored in the server's database. During a database backup, if PROTECTKEYS=YES is specified, the server will back up these keys with the database so

they can be restored during a database restore operation. Specifying PROTECTKEYS=NO will prevent the server from backing up these keys, which are essential for normal server operation. In this case you must manually save the dsmkeydb.kdb and dsmkeydb.sth files to a secure location, and make sure they are available when the restore database operation completes.

Failure to protect these keys will make any server-encrypted data inaccessible, as well as all locally-stored passwords for nodes and administrators.

**System action:** The command will be processed, but the server will disable the automatic protection of the encryption key(s).

**User response:** None.

---

**ANR2785E** **An error occurred when trying to access *path name*.**

**Explanation:** An access denied error occurred while attempting to access a directory.

**System action:** The command stops.

**User response:** Verify permission for that directory is set correctly then reissue the command.

---

**ANR2786E** **The server was unable to find *path name*.**

**Explanation:** The server could not find the directory specified.

**System action:** The command stops.

**User response:** Verify the existence of that directory and reissue the command.

---

**ANR2787E** **The server failed with error code *last error* when attempt to access *path name*.**

**Explanation:** The server failed to access the directory specified.

**System action:** The command stops.

**User response:** Verify the existence of that directory and reissue the command.

---

**ANR2788E** **Database log path *path name* is not empty.**

**Explanation:** When specifying a new active, archive, or mirror log directory in the server options file or when formatting a server, the indicated directory must be empty to prevent an accidental overwrite of existing data.

**System action:** If a FORMAT operation was being performed, the operation stops. If this was a change to the server options file to specify a new log directory, the new directory is ignored, and the existing directory is used.

**User response:** Verify the directory that was specified. Delete any data in that directory if the data is not needed, or create a new directory. Reissue the format command.

---

**ANR2789E** *Command: The directory path deploy directory path is already used in a server device class or storage pool directory.*

**Explanation:** The directory that was specified by the SET DEPLOYREPOSITORY command is already used in a device class or stgpool directory definition.

**System action:** The server does not process the command.

**User response:** Reissue the command by specifying a different directory path.

---

**ANR2790E** *Too many symbolic links were found while traversing file path path name.*

**System action:** The server stops processing the command.

**User response:** Refer to your operating system's manual for the maximum number of symbolic links allowed on a path name. Reduce the number of symbolic links that lead to the file path, and then reissue the command.

---

**ANR2791E** *The file or volume name path name is too long.*

**System action:** The server stops processing the command.

**User response:** Check your operating system's limits on files and pathss length.Reissue the command with a shorter file or volume name.

---

**ANR2792E** *A component of the path path name is not a directory.*

**Explanation:**

**System action:** The server stops processing the command.

**User response:** Verify all directories in the path of the file or volume name. Reissue the command with a valid file or volume path. command.

---

**ANR2793W** *An invalid value for MAXTXNBYTE is found in the database value in bytes.*

**Explanation:** The server detects an invalid value for MAXTXNBYTE in the database. The server will use the default value for MAXTXNBYTE and processing will continue.

**System action:** Th server initialization continues.

**User response:** No action is required

---

**ANR2794I** *LDAP password set.*

**Explanation:** The password that the server uses to authenticate with the LDAP server has been set, changed or removed with the SET LDAPPASSWORD command.

**System action:** None.

**User response:** None.

---

**ANR2795I** *command: Repair failed processing backup sets for node node name. backup set count backup sets belonging to node count nodes were successfully repaired before the failure.*

**Explanation:** The REPAIR BACKUPSET command encountered an error processing backup sets for the specified node. Some backup sets might have been successfully repaired.

**System action:** The command failed. Some backup sets might have been repaired.

**User response:** Examine the server messages issued prior to this message to determine the source of the error. Issue the QUERY ACTLOG command to view the activity log and search for messages. Correct the problem and rerun the command.

---

**ANR2796I** *command: Repair completed for backup set count backup sets belonging to node count nodes.*

**Explanation:** The REPAIR BACKUPSET command completed after successfully repairing the retention initiation date for the indicated number of backup sets.

**System action:** The command completed.

**User response:** None.

---

**ANR2797E** *The license value was skipped because of a bad date range.*

**Explanation:** One or more license values were skipped due to the current system date not being valid for the license. This message occurs when reading the nodelock file. This can occur during server start-up, license audit, or REGISTER LICENSE.

**System action:** Server operation fails.

**User response:** Verify the correct system date setting. After you correct the system date, the licenses that are registered with a quantity value will need to be registered again.

---

**ANR2798E** Server operation is denied - server is not licensed for *License required*.

**Explanation:** The server refuses a server operation because the server is not licensed with the appropriate support.

**System action:** Server operation fails.

**User response:** Obtain and register the appropriate license.

---

**ANR2799W** Server operation is in violation of server license terms - server is not licensed for *License required*.

**Explanation:** The server warns about a server operation because the server is not licensed with the appropriate support.

**System action:** Server operation continues.

**User response:** Obtain and register the appropriate license.

---

**ANR2800E** The license manager cannot be started: *diagcode*.

**Explanation:** The license manager cannot be started during initialization because sufficient memory is not available. Diagnostic code *diagcode* is issued.

**System action:** Initialization fails.

**User response:** See the documentation for the operating system about how to increase memory for an application.

---

**ANR2803I** License manager started.

**Explanation:** The license manager is started when the server is initialized. The license manager monitors license compliance.

**System action:** Server operation continues.

**User response:** None.

---

**ANR2804W** Insufficient memory is available for the license manager - will retry in *number of seconds seconds*.

**Explanation:** The server suspends license manager processing because sufficient server memory is not available.

**System action:** Server operation continues; the license manager operation will be retried after the specified delay.

**User response:** See the documentation for the operating system about how to increase memory for an application.

---



---

**ANR2805W** Insufficient recovery log space available for the license manager - will retry in *number of seconds seconds*.

**Explanation:** The server suspends license manager processing because sufficient recovery log space is not available.

**System action:** Server operation continues; the license manager operation will be retried after the specified delay.

**User response:** To increase the amount of log space that is available to the server, evaluate the directories and file systems that are assigned to the ACTIVELOGDIRECTORY, ARCHIVELOGDIRECTORY, and ARCHFAILOVERLOGDIRECTORY options in the dsmserv.opt file. An out of log space condition might occur because the ACTIVELOGDIRECTORY location is full.

Alternatively, an out of log space condition might occur if there are log files in the ACTIVELOGDIRECTORY location that are no longer active and cannot be archived to the ARCHIVELOGDIRECTORY and ARCHFAILOVERLOGDIRECTORY locations. If necessary, specify a larger directory for the ARCHIVELOGDIRECTORY or ARCHFAILOVERLOGDIRECTORY options in the dsmserv.opt file and then restart the server.

---

**ANR2806W** Insufficient database space available for the license manager - will retry in *number of seconds seconds*.

**Explanation:** The server suspends license manager processing because sufficient database space is not available.

**System action:** Server operation continues; the license manager operation will be retried after the specified delay.

**User response:** To increase the amount of database space that is available to the server, issue the EXTEND DBSPACE command to add one or more directories to the database.

---

**ANR2807E** Out of server log space in license manager.

**Explanation:** The server ends a database update transaction for the license manager because sufficient recovery log space is not available on the server.

**System action:** Server operation continues, but the database update fails.

**User response:** To increase the amount of log space that is available to the server, evaluate the directories and file systems that are assigned to the ACTIVELOGDIRECTORY, ARCHIVELOGDIRECTORY, and ARCHFAILOVERLOGDIRECTORY options in the dsmserv.opt file. An out of log space condition might

occur because the ACTIVELOGDIRECTORY location is full.

Alternatively, an out of log space condition might occur if there are log files in the ACTIVELOGDIRECTORY location that are no longer active and cannot be archived to the ARCHIVELOGDIRECTORY and ARCHFAILOVERLOGDIRECTORY locations. If necessary, specify a larger directory for the ARCHIVELOGDIRECTORY or ARCHFAILOVERLOGDIRECTORY options in the dmserv.opt file and then restart the server.

---

**ANR2808E Out of server database space in license manager.**

**Explanation:** The server ends a database update transaction for the license manager because sufficient database space is not available on the server.

**System action:** Server operation continues, but the database update fails.

**User response:** To increase the amount of database space that is available to the server, issue the EXTEND DBSPACE command to add one or more directories to the database.

---

**ANR2811W Command: The file system on which the directory path *deploy directory path* resides has less than 40 gigabytes of free space.**

**Explanation:** The directory that was specified by the SET DEPLOYREPOSITORY command resides on a file system that might not have enough free storage for client deployment packages.

**System action:** Server operation continues.

**User response:** If possible, reissue the SET DEPLOYREPOSITORY command and specify a directory path that resides on a file system with at least 40 gigabytes of free space.

---

**ANR2812W License Audit completed - ATTENTION: Server is NOT in compliance with license terms.**

**Explanation:** The results from the AUDIT LICENSES command indicate the server is not in compliance with the terms of the current license.

**System action:** Server operation continues, but the REGISTER NODE command or backup-archive requests, or both, will fail.

**User response:** Use the QUERY LICENSE command to determine the license terms that are no longer in compliance.

---

**ANR2815E Command: Invalid value specified for interval between license audits - *value*.**

**Explanation:** The specified command has been issued with an invalid value.

**System action:** Server operation continues, but the command is not processed.

**User response:** Issue the command with a valid value.

---

**ANR2816E Command: License audit or register operation already in progress.**

**Explanation:** The server is currently performing a register license or license audit.

**System action:** The server does not process the specified command.

**User response:** Reissue the command after the license audit process or the register license command ends. Only one REGISTER LICENSE command or AUDIT LICENSE process can be running at a time. The REGISTER LICENSE command and the AUDIT LICENSE process may not run at the same time.

---

**ANR2817I Command: License audit started as process *process ID*.**

**Explanation:** A background process has been started to audit the server for license compliance.

**System action:** The server checks the existing configuration for the server and compares it against the values for which the server is licensed.

**User response:** The administrator may query the status of the background process by using the QUERY PROCESS command, or cancel the process with the CANCEL PROCESS command.

---

**ANR2818E A consistency check failed on container *Container Name* with error *Error Code*.**

**Explanation:** A data integrity problem was found in the storage pool.

**System action:** The server checks the data as part of normal operation and encountered a data integrity problem.

**User response:** Issue the REPAIR STGPOOL command to repair the data or recover the data from a recovery server.

---

**ANR2819E Command: There is insufficient authority to write data to directory path *deploy directory path*.**

**Explanation:** The server does not have the authority to create files in the directory that is specified in the SET DEPLOYREPOSITORY command.

**System action:** The server does not process the command.

**User response:** Ensure that the user ID for the IBM Spectrum Protect instance has write permission on the directory that is specified in the SET DEPLOYREPOSITORY command.

---

**ANR2820I Automatic license audit started as process *process ID*.**

**Explanation:** A background process has been started to audit the server for license compliance.

**System action:** The server checks storage utilization and registered nodes for the server and licensed factors, comparing these against the values for which the server is licensed.

**User response:** The administrator may query the status of the background process using the QUERY PROCESS command.

---

**ANR2821E Automatic license audit could not be started: *diagcode*.**

**Explanation:** The license manager cannot start an automatic process to audit server licenses because sufficient memory is not available. Diagnostic code *diagcode* is issued.

**System action:** Server processing continues.

**User response:** See the documentation for the operating system about how to increase memory for an application.

---

**ANR2822I Cancel in progress**

**Explanation:** The license audit operation has been cancelled and will end when resources have been freed for the background process. This message may be displayed in response to a QUERY PROCESS command for an AUDIT LICENSES operation.

**System action:** Server operation continues.

**User response:** None.

---

**ANR2823I Have audited *number of nodes* nodes**

**Explanation:** An AUDIT LICENSES operation is in progress. The process has audited the specified number of nodes. This message may be displayed in response to a QUERY PROCESS command for an AUDIT LICENSES operation.

**System action:** Server operation continues.

**User response:** None.

---

**ANR2824I License audit process *process number* canceled - *number of nodes* nodes audited.**

**Explanation:** A background server process to audit server licenses has been canceled by using the CANCEL PROCESS command. The number of nodes that have been audited before the operation ended are reported in the message.

**System action:** The server process is ended and server operation continues.

**User response:** None.

---

**ANR2825I License audit process *process number* completed successfully - *number of nodes* nodes audited.**

**Explanation:** A background server process to audit server licenses has completed successfully after auditing the specified number of nodes.

**System action:** The server process is ended and server operation continues.

**User response:** None.

---

**ANR2826I License audit process *process number* terminated in error - *number of nodes* nodes audited.**

**Explanation:** A background server process to audit server licenses encounters an error and is ended. The number of nodes that have been audited before the operation ended is reported in the message.

**System action:** The server process is ended and server operation continues.

**User response:** None.

---

**ANR2827I Server is licensed to support *feature name* for a quantity of *licensed quantity*.**

**Explanation:** This message is issued during server startup.

**System action:** Server operation continues.

**User response:** None.

---

**ANR2828I Server is licensed to support *feature name*.**

**Explanation:** This message is issued during server startup.

**System action:** Server operation continues.

**User response:** None.

---

**ANR2829E** *Command: parameter - parameter is not allowed.*

**Explanation:** The UPDATE NODE command has been entered with a parameter that is not allowed.

**System action:** The server ignores the command.

**User response:** When updating the REPLMODE and REPLSTATE parameters on a node definition, there are restrictions that prohibit changing certain values. Several conditions are enforced during command processing that prevents unintended updates. The syntax processing is strictly enforced and in many cases, it might be necessary to issue other commands prior to using UPDATE NODE.

For information about the UPDATE NODE command, search for "UPDATE NODE" in the product information (<http://www.ibm.com/support/knowledgecenter/SSEQVQ/>).

---

**ANR2832I** *Command: The License Manager has not yet completed initialization - please retry this command later.*

**Explanation:** While attempting to process the specified license command, the server detects that the licensing component of the server had not completed initialization. The licensing facility used on some platforms may require some time to initialize because network calls are involved, and waits may occur.

**System action:** Server operation continues; the command is not processed.

**User response:** Reissue the command after waiting 10 minutes. If this message is displayed after a number of retry attempts, contact your service representative.

---

**ANR2833I** *Command: The directory path deploy directory path is already specified as the current deployment repository directory.*

**Explanation:** The directory that was specified by the SET DEPLOYREPOSITORY command is the same as the current deployment repository directory.

**System action:** Server operation continues; the command is not processed.

**User response:** Verify that the specified deployment repository directory path is correct.

---

**ANR2834E** *Command: The file system on which the directory path deploy directory path resides has no free space.*

**Explanation:** The directory that was specified by the SET DEPLOYREPOSITORY command resides on a file system that has no free space available for client deployment packages.

**System action:** Server operation continues.

**User response:** Reissue the SET DEPLOYREPOSITORY command and specify a directory path that resides on a file system with at least 40 gigabytes of free space.

---

**ANR2835I** *Server is licensed for number of clients clients.*

**Explanation:** This message is issued during server startup and in one hour increments thereafter.

**System action:** Server operation continues.

**User response:** None.

---

**ANR2839I** *Automatic license audit started as process process ID.*

**Explanation:** A background process has been started to audit the server for license compliance.

**System action:** The server checks registered nodes and compares them against the value for which the server is licensed.

**User response:** The administrator may query the status of the background process by using the QUERY PROCESS command.

---

**ANR2841W** *Server is NOT IN COMPLIANCE with license terms.*

**Explanation:** This message is issued periodically when the server configuration does not comply with the terms for which it is licensed.

**System action:** Server operation continues.

**User response:** Use the QUERY LICENSE command to display the current server configuration with respect to licensed terms to discover which factors of the configuration do not conform to your license. Contact your service representative to obtain more licenses, if required.

---

**ANR2842I** *Server is licensed to support number of gigabytes gigabytes of storage.*

**Explanation:** This message is issued during server startup.

**System action:** Server operation continues.

**User response:** None.

---

**ANR2843I** *Server is licensed to support UNIX clients.*

**Explanation:** This message is issued during server startup.

**System action:** Server operation continues.

**User response:** None. UNIX is a registered trademark in the United States and other countries, licensed



exclusively through X/Open Company Limited.

---

**ANR2844I**    **Server is licensed to support desktop clients.**

**Explanation:** This message is issued during server startup and in one hour increments thereafter.

**System action:** Server operation continues.

**User response:** None.

---

**ANR2847W**    **The addition of client *client node name* is beyond the client capacity that the server is licensed to support.**

**Explanation:** This message is issued when a new client node is added to the server with the REGISTER NODE command, or through open registration, and the actual number of nodes registered on the server exceeds the server's licensed capacity.

**System action:** Server operation continues.

**User response:** This message is issued as a reminder to the administrator that the server is not operating within compliance of its license. Contact your service representative if more licenses are required for your server.

---

**ANR2852I**    **Current license information:**

**Explanation:** This message is issued during a REGISTER LICENSE command to display the current licensing information for the server before the new license has been interpreted by the command. Messages appearing after this message display the factors under which the server is currently licensed.

**System action:** Server operation continues.

**User response:** None.

---

**ANR2853I**    **New license information:**

**Explanation:** This message is issued during a REGISTER LICENSE command to display the updated licensing information for the server after the new license has been interpreted by the command. Messages appearing after this message display the updated factors under which the server is licensed.

**System action:** Server operation continues.

**User response:** Check to make sure that the new license information includes the updates that you intended for the REGISTER LICENSE command. If the license terms do not change, check the parameters and reissue the command, if you find that it was not entered correctly. If the REGISTER LICENSE command does not produce the desired updates in terms of licensing, contact your service representative.

---

**ANR2854I**    **Server is licensed for device support module *module number*.**

**Explanation:** This message may be issued during server startup.

**System action:** Server operation continues.

**User response:** None.

---

**ANR2855W**    **The UPDATE STGPOOLDIRECTORY command marks as destroyed all of the data that is stored in the container storage pool *pool name* in the storage pool directory *directory name*.**

**Explanation:** An update stgpoolmdir command has been entered that will change the access of the stgpoolmdir to destroyed. This will mark all of the associated storage as needing recovery.

**System action:** The administrator is asked whether to continue.

**User response:** Enter 'Y' to continue with the command or 'N' to end the process.

---

**ANR2859I**    **Server is licensed for Secondary Server Attachment.**

**Explanation:** This message may be issued during server startup.

**System action:** Server operation continues.

**User response:** None.

---

**ANR2860I**    **Server is licensed to support disaster recovery manager.**

**Explanation:** This message is issued during server startup.

**System action:** Server operation continues.

**User response:** None.

---

**ANR2861I**    **Server is licensed to support NETWORK connections.**

**Explanation:** This message is issued during server startup.

**System action:** Server operation continues.

**User response:** None.

---

**ANR2863I**    **Server is licensed to support Enterprise Administration functions.**

**Explanation:** This message is issued during server startup.

**System action:** Server operation continues.

**User response:** None.

---

**ANR2864I    Server is licensed to support  
Server-to-Server Virtual Volumes.**

**Explanation:** This message is issued during server startup.

**System action:** Server operation continues.

**User response:** None.

---

**ANR2865W    The server is NOT licensed to support  
Enterprise Administration functions. By  
performing this action you are no longer  
in compliance with license terms.**

**Explanation:** This message is issued when enterprise administration functions are used, but the server is NOT licensed to support the functions.

**System action:** Server operation continues.

**User response:** To bring your installation back into conformance with license terms, obtain a license for enterprise administration functions or remove central logging definitions. Contact your service representative if you have any questions or concerns with this message.

---

**ANR2868E    The server is NOT licensed to support  
Enterprise Administration functions.**

**Explanation:** This message is issued when Enterprise Administration functions are used, but the server is NOT licensed to support the functions.

**System action:** The command fails.

**User response:** Contact your service representative if you want to obtain a license for enterprise administration.

---

**ANR2899E    Command: Operation is not valid for  
storage pool type **storage pool** storage pool  
name.**

**Explanation:** The command indicated specifies a volume in a storage pool which is not valid for the command.

**System action:** The server does not process the command.

**User response:** Reissue the command with a volume in a valid storage pool.

---

**ANR2900W    The character string 'string' was  
truncated during assignment.**

**Explanation:** Truncation occurred during assignment of an SQL character string. For example, the expression CAST( 'Hello' AS CHAR(2) ) will result in truncation because the string 'Hello' (length 5) can not fit in the target type CHAR(2) without loss of trailing characters.

**System action:** This warning can occur before or after

SQL query processing, but does not terminate query processing.

**User response:** None.

---

**ANR2901W    The result of character string  
concatenation was truncated.**

**Explanation:** Truncation occurred when the concatenation of character strings resulted in a length that exceeds the maximum character string length (250 for data type CHAR, and 2000 for data type VARCHAR).

**System action:** This warning can occur before or after SQL query processing, but does not terminate query processing.

**User response:** None.

---

**ANR2902E    Insufficient memory was available to  
process the SQL statement.**

**Explanation:** Sufficient memory was not available to complete the processing of an SQL query.

**System action:** The SQL query is terminated.

**User response:** None.

---

**ANR2903E    An SQL parser stack overflow occurred  
while processing token 'token'.**

**Explanation:** The internal stack used by the SQL query parser has overflowed. This typically occurs when too many column names or expressions have been specified in the SELECT clause.

**System action:** The SQL query is terminated.

**User response:** None.

---

**ANR2904E    Unexpected SQL key word token -  
'token'.**

**Explanation:** A syntax error occurred because an SQL key word was found that can not legally be used at the specified position within the SQL statement. Examples of SQL key words are SELECT, FROM, and WHERE.

**System action:** The SQL query is terminated.

**User response:** None.

---

**ANR2905E    Unexpected SQL identifier token -  
'token'.**

**Explanation:** A syntax error occurred because an SQL identifier was found that can not legally be used at the specified position within the SQL statement. Examples of SQL identifiers are table names and column names.

**System action:** The SQL query is terminated.

**User response:** None.

---

**ANR2906E Unexpected SQL literal token - 'token'.**

**Explanation:** A syntax error occurred because an SQL literal token was found that can not legally be used at the specified position within the SQL statement. Examples of SQL literal tokens are 'abc', 1.567, and DATE '1/1/96'.

**System action:** The SQL query is terminated.

**User response:** None.

---

**ANR2907E Unexpected SQL operator token - 'token'.**

**Explanation:** A syntax error occurred because an SQL operator token was found that can not legally be used at the specified position within the SQL statement. Examples of SQL operator tokens are +, \*, <, and =.

**System action:** The SQL query is terminated.

**User response:** None.

---

**ANR2908E Unexpected SQL punctuation token - 'token'.**

**Explanation:** A syntax error occurred because an SQL punctuation token was found that can not legally be used at the specified position within the SQL statement. Examples of SQL punctuation tokens are the period, the comma, and the parenthesis.

**System action:** The SQL query is terminated.

**User response:** None.

---

**ANR2909E The SQL statement is incomplete; additional tokens are required.**

**Explanation:** A syntax error occurred because, although the syntax of the SQL query expression was correct up to the end of the string, the parser expected additional tokens in order to form a syntactically-correct SQL statement.

**System action:** The SQL query is terminated.

**User response:** None.

---

**ANR2910E Invalid SQL token - 'token'.**

**Explanation:** An invalid SQL token was found. For example, the token formed by the character sequence "::~!" is not a valid SQL token.

**System action:** The SQL query is terminated.

**User response:** None.

---

**ANR2911E Invalid SQL numeric literal token - 'token'.**

**Explanation:** An invalid SQL numeric literal token was found. For example, the floating point literal "1.456E" is not valid.

**System action:** The SQL query is terminated.

**User response:** None.

---

**ANR2912E Invalid character string literal token - 'token'.**

**Explanation:** An invalid SQL character string literal token was found. For example, the hexadecimal literal 'X'78FG' is not valid because it contains the character 'G'.

**System action:** The SQL query is terminated.

**User response:** None.

---

**ANR2913E Invalid SQL identifier token - 'token'.**

**Explanation:** An invalid SQL identifier token was found. For example, the character sequence "ABC.123" is not a valid identifier because the second part of the identifier, "123", does not begin with a letter.

**System action:** The SQL query is terminated.

**User response:** None.

---

**ANR2914E SQL identifier token 'token' is too long; name or component exceeds 18 characters.**

**Explanation:** An SQL identifier token was found that exceeds the maximum length of 18 characters per component.

**System action:** The SQL query is terminated.

**User response:** None.

---

**ANR2915E The SQL token beginning with 'token' is missing an ending delimiter.**

**Explanation:** An SQL token was found that is missing its ending delimiter. For example, each of the tokens 'abc, "abc, and X'abc is missing its ending delimiter.

**System action:** The SQL query is terminated.

**User response:** None.

---

**ANR2916E The SQL data types *data type* and *data type* are incompatible for operator 'operator'.**

**Explanation:** The data types of the operands are not compatible when used with the specified operator. For example, the expression 3 + 'abc' is not valid because the operand data types INTEGER and CHAR(3) are not compatible for the addition operator "+".

**System action:** The SQL query is terminated.

**User response:** None.

---

**ANR2917E**    **The SQL data type of expression**  
*'expression' is data type; expecting an*  
**integer expression.**

**Explanation:** An SQL expression of data type SMALLINT, INTEGER, or DECIMAL with scale zero is expected.

**System action:** The SQL query is terminated.

**User response:** None.

---

**ANR2918E**    **The SQL data type of expression**  
*'expression' is data type; expecting a*  
**Boolean expression.**

**Explanation:** An SQL expression of data type BOOLEAN is expected.

**System action:** The SQL query is terminated.

**User response:** None.

---

**ANR2919E**    **The SQL data type of expression**  
*'expression' is data type; expecting a*  
**numeric expression.**

**Explanation:** An SQL expression of numeric data type SMALLINT, INTEGER, DECIMAL, NUMERIC, REAL, FLOAT, or DOUBLE\_PRECISION is expected.

**System action:** The SQL query is terminated.

**User response:** None.

---

**ANR2920E**    **The SQL data type of expression**  
*'expression' is data type; expecting a*  
**numeric or interval expression.**

**Explanation:** An SQL expression of numeric data type (SMALLINT, INTEGER, DECIMAL, NUMERIC, REAL, FLOAT, DOUBLE) or of interval data type (INTERVAL) is expected.

**System action:** The SQL query is terminated.

**User response:** None.

---

**ANR2921E**    **The SQL data type of expression**  
*'expression' is data type; expecting a*  
**character string expression.**

**Explanation:** An SQL expression of character string type CHAR or VARCHAR is expected.

**System action:** The SQL query is terminated.

**User response:** None.

---

**ANR2922E**    **The SQL data type of expression**  
*'expression' is data type; expecting a date,*  
**timestamp, character string date,**  
**character string timestamp, or interval**  
**expression.**

**Explanation:** An SQL expression was expected of one of the types DATE, TIMESTAMP, CHAR, VARCHAR, or INTERVAL as the operand to the EXTRACT function. In the case of CHAR or VARCHAR, the expression must be a valid character string representation of a date or a timestamp.

**System action:** The SQL query is terminated.

**User response:** None.

---

**ANR2923E**    **The SQL data type of expression**  
*'expression' is data type; expecting a time,*  
**timestamp, character string time,**  
**character string timestamp, or interval**  
**expression.**

**Explanation:** An SQL expression was expected of one of the types TIME, TIMESTAMP, CHAR, VARCHAR, or INTERVAL as the operand to the EXTRACT function. In the case of CHAR or VARCHAR, the expression must be a valid character string representation of a time or a timestamp.

**System action:** The SQL query is terminated.

**User response:** None.

---

**ANR2924E**    **The SQL data type of expression**  
*'expression' is data type; expecting a date*  
**or character string date expression.**

**Explanation:** An SQL expression was expected of one of the types DATE, CHAR, or VARCHAR. In the case of CHAR or VARCHAR, the expression must be a valid character string representation of a date.

**System action:** The SQL query is terminated.

**User response:** None.

---

**ANR2925E**    **The SQL data type of expression**  
*'expression' is data type; expecting a time*  
**or character string time expression.**

**Explanation:** An SQL expression was expected of one of the types TIME, CHAR, or VARCHAR. In the case of CHAR or VARCHAR, the expression must be a valid character string representation of a time.

**System action:** The SQL query is terminated.

**User response:** None.

---

**ANR2926E**    **The SQL data type of expression**  
*'expression' is data type; expecting a date,*  
**timestamp, character string date, or**  
**character string timestamp expression.**

**Explanation:** An SQL expression was expected of one of the types DATE, TIMESTAMP, CHAR, or VARCHAR. In the case of CHAR or VARCHAR, the expression must be a valid character string representation of a date or a timestamp.

**System action:** The SQL query is terminated.

**User response:** None.

---

**ANR2927E**    **The SQL data type of expression 'expression' is data type; expecting an interval containing a single date-time field.**

**Explanation:** An SQL expression was expected of data type INTERVAL YEAR, INTERVAL MONTH, INTERVAL DAY, INTERVAL HOUR, INTERVAL MINUTE, or INTERVAL SECOND, all of which contain a single date-time field. Multi-field interval types (for example, INTERVAL DAY TO SECOND) are not allowed.

**System action:** The SQL query is terminated.

**User response:** None.

---

**ANR2928E**    **A number can not be converted to SQL data type INTERVAL if the interval contains multiple date-time fields.**

**Explanation:** An attempt was made to convert a number to the data type INTERVAL, but the target interval contains multiple date-time fields (for example, INTERVAL DAY TO SECOND). Only the single-field interval types INTERVAL YEAR, INTERVAL MONTH, INTERVAL DAY, INTERVAL HOUR, INTERVAL MINUTE, or INTERVAL SECOND can be specified.

**System action:** The SQL query is terminated.

**User response:** None.

---

**ANR2929E**    **The expression 'expression' is not an integer constant.**

**Explanation:** An integer constant such as 1 or -9 is expected. For example, the DECIMAL function requires that the precision and scale operands be integer constants. A decimal constant such as 1.67 is not valid.

**System action:** The SQL query is terminated.

**User response:** None.

---

**ANR2930E**    **A subquery used in an SQL expression must specify a single result column.**

**Explanation:** A subquery used in an expression can not specify multiple result columns. For example, the expression X > (select A,B from T) is invalid because it specifies two result columns (A and B).

**System action:** The SQL query is terminated.

**User response:** None.

---

**ANR2931E**    **A subquery expression may not contain a reference to a column name that is contained in an outer query expression.**

**Explanation:** A subquery contains a reference to a column name in an outer query expression.

**System action:** The SQL query is terminated.

**User response:** None.

---

**ANR2932E**    **The maximum nesting depth for subquery expressions has been exceeded.**

**Explanation:** Too many nested subqueries were specified.

**System action:** The SQL query is terminated.

**User response:** None.

---

**ANR2933E**    **The WHERE clause must not contain an aggregate function.**

**Explanation:** The use of the aggregate functions COUNT, MAX, MIN, SUM, AVG, VARIANCE, or STDDEV in the WHERE clause is not allowed.

**System action:** The SQL query is terminated.

**User response:** None.

---

**ANR2934E**    **The result data type of a CASE expression can not be determined; at least one non-null THEN or ELSE expression must be specified.**

**Explanation:** The result data type of a CASE expression can not be determined because all of the THEN expressions and the ELSE expression (if present) specifies the NULL key word.

**System action:** The SQL query is terminated.

**User response:** None.

---

**ANR2935E**    **The date-time field *field* is not present in the expression 'expression' (data type *data type*).**

**Explanation:** The specified date-time field (YEAR, MONTH, DAY, HOUR, MINUTE, or SECOND) is not contained in the data type of the expression.

**System action:** The SQL query is terminated.

**User response:** None.

---

**ANR2936E**    **The SQL aggregate function *function* can not be nested within another aggregate function.**

**Explanation:** One of the aggregate functions COUNT, MAX, MIN, SUM, AVG, VARIANCE, or STDDEV was

found nested within another aggregate expression.

**System action:** The SQL query is terminated.

**User response:** None.

---

**ANR2937E** An SQL subquery expression can not be nested within an aggregate function.

**Explanation:** An expression containing a subquery was found nested within one of the aggregate functions COUNT, MAX, MIN, SUM, AVG, VARIANCE, or STDDEV.

**System action:** The SQL query is terminated.

**User response:** None.

---

**ANR2938E** The column 'column' is not allowed in this context; it must either be named in the GROUP BY clause or be nested within an aggregate function.

**Explanation:** A column reference was specified that is neither a column specified in a GROUP BY clause nor is a column nested in one of the aggregate functions COUNT, MAX, MIN, SUM, AVG, VARIANCE, or STDDEV. The use of the column reference is prohibited because either 1) the GROUP BY clause has been specified, 2) the HAVING clause has been specified, or 3) at least one aggregate function is present.

**System action:** The SQL query is terminated.

**User response:** None.

---

**ANR2939E** The reference 'reference' contains an unknown SQL table name.

**Explanation:** A table name in the SQL command is not one of the base tables defined by the server's database. The rows of the table SYSCAT.TABLES can be selected to obtain a list of all of the valid base tables.

**System action:** The SQL query is terminated.

**User response:** Retry the command using a table that is defined by the IBM Spectrum Protect server database.

---

**ANR2940E** The command 'reference' contains an unknown SQL column name.

**Explanation:** A column name in the SQL command is not one of the base table columns defined by the server's database. The rows of the table SYSCAT.COLUMNS can be selected to obtain a list of all of the valid base table columns. If a two-part (compound) column reference such as X.Y is specified, then the correlation name X must be one of the active correlation names for the query.

**System action:** The SQL query is terminated.

**User response:** None.

---

**ANR2941E** The column reference 'column reference' matches more than one SQL column name.

**Explanation:** The specified column reference is ambiguous because it matches the columns associated with multiple tables.

**System action:** The SQL query is terminated.

**User response:** None.

---

**ANR2942E** The column reference 'column reference' is not allowed in this context because it is part of an outer SQL query expression.

**Explanation:** The specified column reference is not allowed because it names a columns of some outer query expression. Such references are not allowed when contained within the expressions of the HAVING and SELECT clauses.

**System action:** The SQL query is terminated.

**User response:** None.

---

**ANR2943E** The column reference 'column reference' is a duplicate of another SQL column name in the same list.

**Explanation:** A duplicate column reference was specified within the same GROUP BY or ORDER BY list of columns.

**System action:** The SQL query is terminated.

**User response:** None.

---

**ANR2944E** The reference 'reference' is an unknown SQL scalar function name.

**Explanation:** The specified function reference is not the name of a valid scalar function.

**System action:** The SQL query is terminated.

**User response:** None.

---

**ANR2945E** Too few arguments are specified for SQL scalar function function.

**Explanation:** Too few function arguments were specified. For example, the expression LEFT(x) is invalid because the LEFT function requires at least two arguments.

**System action:** The SQL query is terminated.

**User response:** None.

---

**ANR2946E Too many arguments are specified for SQL scalar function *function*.**

**Explanation:** Too many function arguments were specified. For example, the expression UPPER(x,y) is invalid because the UPPER function requires exactly one argument.

**System action:** The SQL query is terminated.

**User response:** None.

---

**ANR2947E Division by zero was detected for operator '*operator*'.**

**Explanation:** An attempt to divide by the number zero was detected for the specified SQL operator. The most likely cause of the problem is that one of the values of a column is zero, and that column is used in the denominator of a division operation. To protect against this case the NULLIF function can be used. For example, instead of the expression 1/X, specify 1/NULLIF(X,0), which will set the expression to null whenever the value if X is zero.

**System action:** The SQL query is terminated.

**User response:** None.

---

**ANR2948E The value '*value*' can not be assigned or converted to SQL data type *data type*.**

**Explanation:** A value could not assigned or converted to a value in the specified SQL data type because either 1) the data type of the value can not be legally cast to the target data type (for example, data type TIME can not be converted to data type INTEGER); 2) the assignment of the value results in overflow in the target data type (for example, the decimal value 12345678.34 can not be assigned to data type DECIMAL(3,2) because the precision of the target type is exceeded); or 3) the syntax of a character string value is not appropriate for the target data type (for example, the string 'abc' can not be converted to data type DATE).

**System action:** The SQL query is terminated.

**User response:** None.

---

**ANR2949E Arithmetic overflow occurred for SQL operator '*operator*'.**

**Explanation:** An arithmetic overflow occurred for the specified operator. Examples of this include: 1) the application of the unary negation operator to the smallest INTEGER value (-2147483648) causes overflow because the result can not be represented in 2's complement; 2) the sum of the set of INTEGER column values applied to the SUM aggregate function can not be represented within the precision of INTEGER type.

**System action:** The SQL query is terminated.

---

**User response:** None.

---

**ANR2950E Arithmetic or date-time overflow occurred for SQL operator '*operator*' for values '*value*' (data type *data type*) and '*value*' (data type *data type*).**

**Explanation:** An arithmetic or date-time overflow occurred for the specified operator. The values that caused the overflow (and their SQL data types) are displayed.

**System action:** The SQL query is terminated.

**User response:** None.

---

**ANR2951E The value '*value*' (data type *data type*) is not a valid argument for operator '*operator*'.**

**Explanation:** An invalid value was specified as an argument to an SQL operator. For example, the expression SQRT(-1) is not valid because the argument to the SQRT function is negative.

**System action:** The SQL query is terminated.

**User response:** None.

---

**ANR2952E The value '*value*' (data type *data type*) is not a valid character string representation of an SQL date or a timestamp for operator '*operator*'.**

**Explanation:** An invalid character string representation of a DATE or TIMESTAMP was specified. For example, the string 'abc' is neither a valid date nor a timestamp.

**System action:** The SQL query is terminated.

**User response:** None.

---

**ANR2953E The value '*value*' (data type *data type*) is not a valid character string representation of an SQL time or a timestamp for operator '*operator*'.**

**Explanation:** An invalid character string representation of a TIME or TIMESTAMP was specified. For example, the string 'g pm' is neither a valid time nor a timestamp.

**System action:** The SQL query is terminated.

**User response:** None.

---

**ANR2954E An SQL subquery used in a scalar expression must yield a table that contains at most one row.**

**Explanation:** This error results when a subquery used in a scalar expression returns multiple rows, thereby

making it ambiguous as to which value should be returned.

**System action:** The SQL query is terminated.

**User response:** Respecify the subquery (for example, using the WHERE clause) so that the subquery returns at most one row.

---

**ANR2955E The SQL character string expression 'expression' must return a single character.**

**Explanation:** A single-character character string was expected for the ESCAPE clause of the LIKE operator, for the trim character of the TRIM operator, or for the pad character of the LEFT or RIGHT function. For example, the string 'Hello' is invalid because it contains multiple characters.

**System action:** The SQL query is terminated.

**User response:** None.

---

**ANR2956E Unable to access SQL base table 'table'.**

**Explanation:** An error occurred when attempting to read rows from one of the SQL base tables. This message is typically preceded by another error describing the condition.

**System action:** The SQL query is terminated.

**User response:** None.

---

**ANR2957E An error occurred inserting a row in an SQL temporary table. The server database size may need to be increased**

**Explanation:** An error occurred when attempting to insert a row into a temporary table being used for an SQL query. This message is typically preceded by another error describing the condition. In many cases this error can be resolved by increasing the size of the server database. Free space in the database is used to store temporary tables created during the execution of an SQL SELECT query.

**System action:** The SQL query is terminated.

**User response:** None.

---

**ANR2958E SQL temporary table storage has been exhausted.**

**Explanation:** The result of an SQL query could not be computed because temporary table storage space was unavailable. By issuing the QUERY DB command and viewing the Maximum Reduction parameter, you can determine the amount of space that is available for temporary table storage space. If the parameter is less than 4, the storage space becomes exhausted and the SQL query can no longer run. Complex SQL queries such as the ORDER BY clause, the GROUP BY clause,

and the DISTINCT operator can cause additional temporary table space to be required.

**System action:** The SQL query is terminated.

**User response:** If your database is full, increase the size of the database. If your database is fragmented (Where the Available space parameter is greater than 4, but the Maximum Reduction parameter is less than 4), you must either unload and load your database or add avolume.

---

**ANR2959E SQL temporary table row is too wide.**

**Explanation:** A row could not be inserted into an SQL temporary table because the row is too wide. This can occur if 1) there are too many columns in the row being inserted, or 2) the sum of the lengths of the columns in the row is too wide. Temporary tables are used when 1) the ORDER BY clause is specified; 2) the GROUP BY clause is specified; or 3) the DISTINCT operator is specified.

**System action:** The SQL query is terminated.

**User response:** Reduce the number of columns specified in the ORDER BY and/or GROUP BY clauses.

---

**ANR2960E Unexpected SQL enumerated type name token - 'token'.**

**Explanation:** A syntax error occurred because an SQL enumerated type name was found that can not legally be used at the specified position within the SQL statement. A list of all of the enumerated types declared by the server can be found in the SQL catalog table SYSCAT.ENUMTYPES.

**System action:** The SQL query is terminated.

**User response:** None.

---

**ANR2961E Invalid SQL enumerated type name - 'name'.**

**Explanation:** A syntax error occurred because an SQL enumerated type name was expected, but the specified name is not one of the declared enumerated types. For example, the literal expression XXX::YYYY is illegal because XXX is not a valid enumerated type name. A list of all of the enumerated types declared by the server can be found in the SQL catalog table SYSCAT.ENUMTYPES.

**System action:** The SQL query is terminated.

**User response:** None.

---

**ANR2962E Unable to resolve SQL enumerated type for value 'value'.**

**Explanation:** A syntax error occurred because an unqualified SQL enumerated value name was specified, but, because that value name is a member of more than



one enumerated type, its type could not be resolved. For example, the enumerated value name YES belongs to more than one enumerated type, and so the result type of the expression YES = YES can not be resolved. A list of all of the enumerated types declared by the server can be found in the SQL catalog table SYSCAT.ENUMTYPES.

**System action:** The SQL query is terminated.

**User response:** None.

---

**ANR2963W This SQL query may produce a very large result table, or may require a significant amount of time to compute.**

**Explanation:** An SQL query has been posed that could potentially cause a very large number of rows to be returned and displayed, or may involve a large amount of processing time before the first result table row can be generated.

**System action:** The administrator is asked whether to continue.

**User response:** Enter 'Y' to continue with SQL query processing or 'N' to terminate the query.

---

**ANR2964E The reference 'reference' is not a column of the SQL result table.**

**Explanation:** The ORDER BY clause specified a column that is not part of the result table for the SQL query. Only those columns named in the select list are part of the result table.

**System action:** The SQL query is terminated.

**User response:** None.

---

**ANR2965E An SQL temporary table cannot be built. *required columns* columns are needed. *maximum columns* is the maximum.**

**Explanation:** A temporary table *required columns* wide is needed to complete processing for an SQL query. The maximum degree of an SQL table is *maximum columns*. The table will not be created.

**System action:** The SQL query is terminated.

**User response:** If the ORDER BY and/or GROUP BY clauses were specified, reduce the number of columns needed for the result table.

---

**ANR2966E Command/process: Database temporary table storage has been exhausted.**

**Explanation:** The named command or operation could not be completed because insufficient temporary table storage space was available. Free space in the server database is used to store temporary tables created

during the execution of the named command or process.

**System action:** The named command or process is terminated.

**User response:** Extend the server database (after adding database volumes if necessary) and rerun the command or process.

---

**ANR2968E Database backup terminated. DB2 sqlcode: *sqlcode*. DB2 sqlerrmc: *sqlerrmc*.**

**Explanation:** DB2 detected a problem during the backup operation. Sources of the problem might include:

1. IBM Spectrum Protect API configuration errors for the DB2 instance in which the IBM Spectrum Protect server database resides.
2. An error related to the DB2 backup operation.
3. Errors related to the target backup device.

**System action:** The database backup is terminated.

**User response:** If the message indicates DB2 sqlcode 2033, then the problem is probably the IBM Spectrum Protect API configuration. The DB2 instance uses the IBM Spectrum Protect API to copy the IBM Spectrum Protect database-backup image to the IBM Spectrum Protect server-attached storage devices. Common sqlerrmc codes include:

1. 50 - To determine whether an error created the API timeout condition, look for any IBM Spectrum Protect server messages that occurred during the database-backup process and that were issued before ANR2968E. Ensure that the IBM Spectrum Protect API options file has the correct TCPSERVERADDR and TCPPORT options specified for the IBM Spectrum Protect server being backed up. If the option settings are wrong, correct them for the DB2 instance.
2. 53 - Ensure that the NODENAME option in the IBM Spectrum Protect API options files is set to \$\$\_TSMDBMGR\_\$. Also verify the TCPSERVERADDRESS setting. If the keyword "localhost" is being used verify that this is being resolved correctly by issuing the command "ping localhost" from a system command window. If the ping of localhost fails, consider changing the TCPSERVERADDRESS to the explicit loopback address of 127.0.0.1. As an alternative to setting the explicit loopback address of 127.0.0.1, verify the TCP/IP configuration and whether or not "localhost" is configured correctly. For example, for Unix or Linux systems, verify that /etc/hosts has an appropriate entry for "localhost".
3. 106 - Ensure that the DB2 Instance DSMI\_DIR environment variable is pointing to the location of the IBM Spectrum Protect API executables and the

dsm.sys configuration file. If the DSMI\_DIR setting is wrong, correct it for the DB2 instance, and then restart the DB2 instance.

4. 137 - Ensure that the DB2-instance DSMAPIPW command was run and that it specified nodename \$\$\_TSMDBMGR\_\$\$ and the password TSMDBMGR.
5. 400 - Ensure that the options specified in the IBM Spectrum Protect API options file are valid.
6. 406 - Ensure that the DB2 instance owner has at least read access to the IBM Spectrum Protect API options file. Ensure that the DB2-instance DSMI\_CONFIG environment variable is pointing to a valid options file for the IBM Spectrum Protect API. If the DSMI\_CONFIG setting is wrong, correct it for the DB2 instance, and then restart the DB2 instance.
7. 450,451 - Ensure that the server options file and the IBM Spectrum Protect API options file both contain the COMMETHOD SHARED MEM option. Ensure that the values for the SHMPORT option in each options file correspond. Restart the server if you change any values in the server options file.
8. For descriptions of other sqlerrmc values, look in the dsmrc.h file that is installed with the IBM Spectrum Protect API.

If this message is issued with a DB2 sqlcode that is not 2033, then look for more information about the error by opening a DB2 command-line processor window and typing: ? SQLsqlcode. For example, db2 => ? sql2428

---

**ANR2969E Database restore terminated. DB2 sqlcode: sqlcode. DB2 sqlerrmc: sqlerrmc.**

**Explanation:** DB2 detected a problem during the restore operation. Sources of the problem might include:

1. IBM Spectrum Protect API configuration errors for the DB2 instance in which the IBM Spectrum Protect server database resides.
2. Errors related to the DB2 restore operation.
3. Errors related to the target backup device.
4. The IBM Spectrum Protect API client configuration used by the current instance is not able to access the backup image.

**System action:** The database restore operation is terminated.

**User response:** If the message indicates DB2 sqlcode 2033, then the problem is most likely the IBM Spectrum Protect API configuration. The DB2 instance uses the IBM Spectrum Protect API to copy the IBM Spectrum Protect database restore image from the IBM Spectrum Protect server-attached storage devices to DB2. Common sqlerrmc codes include:

1. 50 - To determine whether an error created the API timeout condition, look for any IBM Spectrum Protect server messages that occurred during the

backup DB process and that were issued before ANR2969E. Ensure that the IBM Spectrum Protect API options file has the correct TCPSEVERADDR and TCPPORT options specified for the IBM Spectrum Protect server being backed up. If the option settings are wrong, correct them for the DB2 instance.

2. 53 - Ensure that the NODENAME option in the IBM Spectrum Protect API options files is set to \$\$\_TSMDBMGR\_\$\$.
3. 106 - Ensure that the DB2-instance DSMI\_DIR environment variable is pointing to the location of the IBM Spectrum Protect API executables and the dsm.sys configuration file. Ensure that you have the correct permissions to access these locations. If the DSMI\_DIR setting is wrong, correct it for the DB2 instance, and then restart the DB2 instance.
4. 137 - Ensure that the DB2-instance DSMAPIPW command was run and that it specified the nodename \$\$\_TSMDBMGR\_\$\$ and the password TSMDBMGR.
5. 400 - Ensure that the options specified in the IBM Spectrum Protect API options file are valid.
6. 406 - Ensure that the DB2 instance owner has at least read access to the IBM Spectrum Protect API options file. Ensure that the DB2 Instance DSMI\_CONFIG environment variable is pointing to a valid options file for the IBM Spectrum Protect API. If the DSMI\_CONFIG setting is wrong, correct it for the DB2 instance, and then restart the DB2 instance.
7. 450,451 - Ensure that the server options file and the IBM Spectrum Protect API options file both contain the COMMETHOD SHARED MEM option. Ensure that the values for the SHMPORT option in each options file correspond. Restart the server if you change any values in the server options file.
8. For descriptions of other sqlerrmc values, look in the dsmrc.h file that is installed with the IBM Spectrum Protect API.

If the message indicates DB2 sqlcode 2542, then the problem is probably because IBM Spectrum Protect API version for database restore is not the same API version for database backup. Check IBM Spectrum Protect API version:

1. AIX - /bin/sh -c "lspp -lcq tivoli.tsm.client.api.64bit"
2. Solaris - /bin/sh -c "cat /var/sadm/pkg/TIVsmCapi/pkginfo | grep VERSION"
3. HP- /bin/sh -c "cat /var/adm/sw/products/TIVsm64/CLIENT\_API64/INDEX | grep ^revision"
4. Linux - rpm -q TIVsm-API64-\* --qf %{VERSION}.%{RELEASE}\n
5. Windows - reg query "HKEY\_LOCAL\_MACHINE\SOFTWARE\IBM\ADSM\CurrentVersion\Api"

If this message is issued with a DB2 sqlcode that is not 2033 or 2542, then look for more information about the error by opening a DB2 command-line processor window and typing: ? SQLsqlcode. For example, db2 => ? sql2428

---

**ANR2970E Database rollforward terminated - DB2 sqlcode *sqlcode* sqlerrmc *sqlerrmc***

**Explanation:** There is a problem detected by DB2.

**System action:** The database rollforward is terminated.

**User response:** More information about the error is available by opening a DB2 command-line processor window and typing: ? SQLsqlcode. For example, db2 => ? sql2428

---

**ANR2971E Database backup/restore/rollforward terminated - DB2 sqlcode *sqlcode* error.**

**Explanation:** There is a problem detected by DB2.

**System action:** The database backup/restore/rollforward is terminated.

**User response:** More information about the error is available by opening a DB2 command-line processor window and typing: ? SQLsqlcode. For example, db2 => ? sql2428

---

**ANR2972E Restore DB Command: Database restore/rollforward terminated - Not able to clean up log directory *directory name*.**

**Explanation:** IBM Spectrum Protect tried to clean up this log directory before PIT restore DB and not able to.

**System action:** The database restore/rollforward is terminated.

**User response:** Please clean up this directory manually before performing DB PIT restore.

---

**ANR2973E Restore DB Command: Database restore/rollforward terminated - Log directory is required and does not exist *directory name*.**

**Explanation:** The log direcotry is required and it does not exist. PIT restore DB is terminated.

**System action:** The database restore/rollforward is terminated.

**User response:** Create the specified directory and retry.

---

**ANR2974I Offline DB backup for database *DB Alias* completed successfully.**

**Explanation:** Offline DB backup completed successfully.

**System action:** None.

**User response:** None.

---

**ANR2975E Offline DB backup for database *DB Alias* failed with sqlcode *sqlcode* and sqlerrmc *sqlerrmc*.**

**Explanation:** The Offline Database backup failed.

**System action:**

**User response:**

---

**ANR2976I Offline DB backup for database *DB Alias* started.**

**Explanation:** Offline DB backup started.

**System action:** None.

**User response:** None.

---

**ANR2977E Command: The command failed because of an issue in the device configuration file.**

**Explanation:** The device configuration file includes one or more invalid values.

**System action:** The server ends the current operation.

**User response:** Correct the issue in the device configuration file and run the command again.

---

**ANR2978E Command: Invalid directory name - *directory name*.**

**Explanation:** Restore DB failed due to invalid target directory name in device target directory file.

**System action:** None.

**User response:** Correct the problem in target directory file and retry.

---

**ANR2979E Internal error - Control descriptor is NULL.**

**Explanation:** Something is wrong the control descriptor is NULL.

**System action:** None.

**User response:** None.

---

**ANR2980E Database backup terminated TCPIP failure - DB2 sqlcode *sqlcode* sqlerrmc *sqlerrmc*.**

**Explanation:** There is a TCPIP failure detected by DB2.

**System action:** The database backup is terminated.

**User response:** Correct the TCPIP setup problem between IBM Spectrum Protect and DB2 and retry.

---

**ANR2981E Database backup terminated due to environment or setup issue related to file access - DB2 sqlcode *sqlcode* sqlerrmc *sqlerrmc*.**

**Explanation:** There is a problem related to environment or setup detected by DB2.

**System action:** The database backup is terminated.

**User response:** Ensure that you specified the correct file or directory name, correct the permissions, or specify a new location and retry.

---

**ANR2982E Database backup terminated due to environment or setup issue related to password - DB2 sqlcode *sqlcode* sqlerrmc *sqlerrmc*.**

**Explanation:** There is a problem related to environment or setup detected by DB2.

**System action:** The database backup is terminated.

**User response:** If the IBM Spectrum Protect parameter PASSWORDACCESS is set to GENERATE, ensure that the system administrator has used the dsmapipw utility to set the password. If PASSWORDACCESS is set to PROMPT, ensure that the TSM\_NODENAME and TSM\_PASSWORD database configuration parameters have been set correctly.

---

**ANR2983E Database backup terminated due to environment or setup issue related to DSMI\_DIR - DB2 sqlcode *sqlcode* sqlerrmc *sqlerrmc*.**

**Explanation:** There is a problem related to environment or setup detected by DB2.

**System action:** The database backup is terminated.

**User response:** Ensure that DSMI\_DIR points to a directory containing the correct version of db2tca, restart the instance, and execute the command again.

---

**ANR2984E Database backup terminated due to environment or setup issue related to DSMI\_CONFIG - DB2 sqlcode *sqlcode* sqlerrmc *sqlerrmc*.**

**Explanation:** There is a problem related to

environment or setup detected by DB2.

**System action:** The database backup is terminated.

**User response:** Ensure that the DSMI\_CONFIG environment variable points to a valid IBM Spectrum Protect options file. Ensure that the instance owner has read access to the dsm.opt file. Ensure that the DSMI\_CONFIG environment variable is set in the db2profile.

---

**ANR2985E Database backup terminated due to I/O error related to TCPIP - DB2 sqlcode *sqlcode* sqlerrmc *sqlerrmc*.**

**Explanation:** There is a TCPIP problem detected by DB2 and caused the database backup to fail.

**System action:** The database backup is terminated.

**User response:** The possible TCPIP problem are connection time out, connection refused, bad host name or network unreachable. Correct the TCPIP problem between IBM Spectrum Protect and DB2 and retry.

---

**ANR2986E Database backup terminated due to I/O error - DB2 sqlcode *sqlcode* sqlerrmc *sqlerrmc*.**

**Explanation:** There is a I/O problem detected by DB2 and caused the database backup to fail.

**System action:** The database backup is terminated.

**User response:** Correct the I/O problem between IBM Spectrum Protect and DB2 and retry.

---

**ANR2987W Session ended because of machine GUID or local host IP address mismatch.**

**Explanation:** Backup or Restore DB commands are only allowed when the IBM Spectrum Protect database being backed up or restored and the IBM Spectrum Protect api and the IBM Spectrum Protect server are on the same machine. Either the GUID of the IBM Spectrum Protect api client in use by the database manager does not match the GUID of the IBM Spectrum Protect server or the local host IP address indicated by the IBM Spectrum Protect client is not accepted.

**System action:** The database backup or restore operation is terminated.

**User response:** Default acceptable local host addresses are "127.0.0.1" for IPV4 and "::1" for IPV6. If you can not configure one of these local host addresses on your system then use the IBM Spectrum Protect server option "DBMTRUSTEDIPADDR ipaddr" to set a local host address that can be accepted.

---

**ANR2988W** Attempt to add the last backup db volume used entry back in to the volume history was unsuccessful.

**Explanation:** Restore db operation was successful however the attempt to add the last backup db volume used back in to the volume history failed.

**System action:** The database restore operation is successful. Entry for last backup db volume used in the operation might be missing from volume history.

**User response:** Keep a copy of the volume history file that was used to do the restore operation. After you have verified the restore db operation do a backup db type=full. Manually track the volume that was not added back in to the volume history.

---

**ANR2989E** Database *Database Name* backup failed - Missing volume history file.

**Explanation:** Backup DB failed due to volume history file is not defined in the dsmserv.opt.

**System action:** None.

**User response:** Correct the problem in dsmserv.opt file and retry.

---

**ANR2990E** Database restore is terminated due to an invalid database path *sqlerrmc* and DB2 *sqlcode sqlcode*

**Explanation:** DB2 detected invalid database path.

**System action:** The database restore is terminated.

**User response:** Ensure the path exists and permissions are correct and issue restore DB command again or issue restore DB command again with ON parameter to specify a new valid database storage path.

---

**ANR2991E** The Incremental Database backup was terminated because a full database backup is required - DB2 *sqlcode sqlcode sqlerrmc sqlerrmc*.

**Explanation:** The Incremental Database backup was terminated. A FULL database backup is required before an Incremental Database backup can be completed.

**System action:** The incremental database backup is terminated.

**User response:** Complete a FULL database backup first, then retry the incremental database backup.

---

**ANR2992W** The database uses *database space used megabytes* of file-system space. The amount of available file-system space is *database space available megabytes*. The ratio is *database file system used ratio*.

**Explanation:** The ratio exceeds the threshold for database space utilization.

**System action:** System operations might be restricted because of limited database space.

**User response:** To increase the space for the database, use the EXTEND DBSPACE command.

---

**ANR2993E** The database backup terminated with a log problem. DB2 *sqlcode: sqlcode*. DB2 *sqlerrmc: sqlerrmc*.

**Explanation:** The database backup was terminated by DB2 because one or more of the log files needed could not be retrieved.

**System action:** The database backup is terminated.

**User response:** If the message did not indicate which log directory path caused the problem, look in the db2diag.log for additional information. Common problems are a missing directory or permission denied.

---

**ANR2994E** The automatic database backup was terminated.

**Explanation:** The operation was terminated because the device class that is used for the automatic database backup is not defined.

**System action:** The automatic database backup is terminated.

**User response:** Issue the SET DBRECOVERY command to define the device class for the automatic database backup.

---

**ANR2995E** Command: Device class *device class name* is used for the automatic database backup.

**Explanation:** The DELETE DEVCLASS command was issued to delete a device class that is in use for the automatic database backup.

**System action:** The server does not process the command.

**User response:** Issue the SET DBRECOVERY command to define a new device class for automatic database backup before deleting this device class.

---

**ANR2996I** The server log is *log full percentage percent full*. The server is no longer delaying transactions.

**Explanation:** The server log utilization was dangerously high and the server was delaying transactions. The log utilization is now at a lower level and the server is no longer delaying transactions.

**System action:** Server processing continues.

**User response:** Continue to monitor server activity

and log usage. If log usage is low enough, you may consider reducing the amount of space allocated to the log.

---

**ANR2997W**    *The server log is log full percentage percent full. The server will delay transactions by delay time milliseconds.*

**Explanation:** The server log utilization is very high. In order to prevent the server log from becoming full, the server will begin delaying transactions by the specified amount of time.

**System action:** Server processing continues.

**User response:** Monitor server activity and log usage. If possible, delay adding new work to the server load.

---

**ANR3000E**    *Command: Command can only be issued on a configuration manager.*

**Explanation:** The *command* can only be issued on a server that is a configuration manager.

**System action:** Server operation continues. The command is not processed.

**User response:** Issue this command from a configuration manager.

---

**ANR3001E**    *Command: Command can only be issued on a managed server.*

**Explanation:** The *command* can only be issued on a managed server.

**System action:** Server operation continues. The command is not processed.

**User response:** Issue this command from a managed server.

---

**ANR3002E**    *Command: Profile name exceeds maximum length characters.*

**Explanation:** The profile name specified in the *command* is longer than the maximum length allowed.

**System action:** Server operation continues. The command is not processed.

**User response:** Select a profile name that does not exceed the maximum length.

---

**ANR3003E**    *Command: Profile description exceeds maximum length characters.*

**Explanation:** The profile description specified in the *command* is longer than the maximum length allowed.

**System action:** Server operation continues. The command is not processed.

**User response:** Select a description that does not exceed the maximum length.

---

**ANR3004E**    *Command: The configuration manager name exceeds maximum length characters.*

**Explanation:** The configuration manager name specified in the *command* is longer than the maximum length allowed.

**System action:** Server operation continues. The command is not processed.

**User response:** Select a configuration manager name that does not exceed the maximum length.

---

**ANR3005E**    *Command: The server name exceeds maximum length characters.*

**Explanation:** The configuration manager name specified in the *command* is longer than the maximum length allowed.

**System action:** Server operation continues. The command is not processed.

**User response:** Select a configuration manager name that does not exceed the maximum length.

---

**ANR3006E**    *Command: The configuration refresh interval value must be between minimum value and maximum value.*

**Explanation:** The specified command has been issued with an invalid refresh interval.

**System action:** Server operation continues. The command is not processed.

**User response:** Issue the command and specify a valid refresh interval value.

---

**ANR3007E**    *Command: The option option must be specified.*

**Explanation:** When the command is issued on a server that is neither a configuration manager nor a managed server, the specified option must be supplied.

**System action:** Server operation continues. The command is not processed.

**User response:** Reissue the command with the specified option.

---

**ANR3008I**    *Database backup was written using client API: API information.*

**Explanation:** The database backup was written using the indicated IBM Spectrum Protect Backup/Archive API.

**System action:** Database restore processing continues.

**User response:** This information will be used during the database restore operation. If the API used during the restore is not compatible, additional messages will be issued and the operation will fail.

---

**ANR3009E** Database restore not possible, client API is not compatible: *API information.*

**Explanation:** The IBM Spectrum Protect client API version being used for this database restore operation is not compatible with the version used to write the database backup.

**System action:** Database restore processing terminates.

**User response:** Install a newer version of the IBM Spectrum Protect client API and retry this database restore operation. The client API version currently available and used for this database restore operation is not compatible with what was used to originally write the database backup.

---

**ANR3010W** This command will delete an object that is associated with one or more profiles on a configuration manager. Subsequent configuration refresh processing will delete the object on managed servers that subscribe to a profile with which the object is associated.

**Explanation:** A command has been entered that will delete an object from a configuration manager. Since this object is associated with one or more profiles on a configuration manager, configuration refresh processing will delete this object on subscribing managed servers.

**System action:** The system asks whether you wish to continue with the command.

**User response:** To process the command, enter 'Y' to continue or 'N' to stop the process.

---

**ANR3011E** *command: Subscription for profile profile name* was not deleted because one or more objects could not be discarded.

**Explanation:** This message was issued because one or more objects could not be discarded by the indicated command. A previous message gives an explanation for each object that could not be discarded.

**System action:** The system may discard some of the managed objects that are associated with profile *profile name*. The subscription itself is not deleted.

**User response:** Examine previous messages to determine the action that must be taken before remaining objects can be discarded. Alternatively, you can delete the subscription without using the DISCARDOBJECTS=YES option.

---

**ANR3012I** *command: Configuration manager state set to state.*

**Explanation:** The command has successfully set the configuration manager state.

**System action:** The command succeeded.

**User response:** None.

---

**ANR3013W** *command: Configuration manager state already set to state.*

**Explanation:** The specified state is already in force on the server.

**System action:** Server operation continues. The command is not processed.

**User response:** This server is already set to the specified state. If the state should be set differently, reissue the command specifying the new state value.

---

**ANR3014E** *command: One or more subscriptions still exist.*

**Explanation:** A configuration manager state cannot be set to OFF if one or more subscription still exist. The server still has a record of one or more subscriptions to its profiles.

**System action:** Server operation continues. The command is not processed.

**User response:** Use the QUERY SUBSCRIBERS command to determine which subscriptions still exist. The DELETE SUBSCRIBER command can be used to remove the record of these subscriptions. You may instead want to delete the actual subscription(s) on the managed server(s). When there are no more subscriptions recorded on the configuration manager, you must then delete all the profiles. Once the profiles have been deleted, you can reissue the command.

---

**ANR3015E** *command: One or more profiles still exist.*

**Explanation:** A configuration manager state cannot be set to OFF if one or more profiles still exist.

**System action:** Server operation continues. The command is not processed.

**User response:** Use the QUERY PROFILE command to determine which profiles still exist on the configuration manager then use the DELETE PROFILE command. After all the profiles have been deleted, reissue the command.

---

**ANR3016I** *command: Configuration refresh interval set to interval.*

**Explanation:** The command has successfully set the configuration refresh interval to the specified value. Automatic configuration refresh processing will immediately be attempted and then will again be performed after the specified number of minutes of elapsed.

**System action:** The command succeeded.

**User response:** None.

---

**ANR3017I** *command: Profile profile name defined.*

**Explanation:** The command has successfully define a profile.

**System action:** The command succeeded.

**User response:** None.

---

**ANR3018E** *command: Profile profile name already exists.*

**Explanation:** The profile specified already exists on the configuration manager.

**System action:** Server operation continues. The command is not processed.

**User response:** Decide on another profile name and reissue the command.

---

**ANR3019I** *command: Profile profile name updated.*

**Explanation:** The command has successfully updated a profile.

**System action:** The command succeeded.

**User response:** None.

---

**ANR3020E** *command: Profile profile name not found.*

**Explanation:** The profile specified could not be found.

**System action:** Server operation continues. The command is not processed.

**User response:** Check to see if the profile name was specified correctly on the command. Use the QUERY PROFILE command to check to see if the profile exists on the configuration manager. Reissue the command with the correct profile name.

---

**ANR3021I** *command: Profile profile name copied to profile profile name.*

**Explanation:** The command has successfully copied the first profile to the newly created second profile. All the profile associations were also copied.

**System action:** The command succeeded.

**User response:** None.

---

**ANR3022E** *command: The profile lock timeout interval value must be between minimum value and maximum value.*

**Explanation:** The specified command has been issued with an invalid lock timeout interval.

**System action:** Server operation continues. The command is not processed.

**User response:** Issue the command and specify a valid lock timeout interval value.

---



---

**ANR3023I** *command: Profile profile name locked.*

**Explanation:** The command has successfully locked the profile. No configuration information can be propagated to the subscribers of the profile until it is unlocked.

**System action:** The command succeeded.

**User response:** None.

---

**ANR3024W** *command: Profile profile already locked with timeout interval greater than interval.*

**Explanation:** An attempt was made to lock the specified profile. The profile is already locked with a timeout interval greater than the value specified.

**System action:** The profile remains locked with the original timeout interval.

**User response:** If you want to lower the timeout interval, unlock the profile and then lock the profile again specifying the lower value.

---

**ANR3025I** *command: Profile profile name unlocked.*

**Explanation:** The command has successfully unlocked the profile. Configuration information can now be propagated to the subscribers of the profile.

**System action:** The command succeeded.

**User response:** None.

---

**ANR3026I** *command: Profile profile name deleted.*

**Explanation:** The command has successfully deleted the profile from the configuration manager.

**System action:** The command succeeded.

**User response:** None.

---

**ANR3027E** *command: One or more subscriptions still exist to profile profile name.*

**Explanation:** An attempt was made to delete a profile that still has subscriptions defined on one or more managed servers. The configuration manager still has a record of one or more subscriptions to the profiles.

**System action:** Server operation continues. The command is not processed.

**User response:** Use the QUERY SUBSCRIBERS command to determine which subscriptions still exist. Use the DELETE SUBSCRIPTION command on the managed server(s) to delete the subscriptions, and then reissue the DELETE PROFILE command on the configuration manager. Alternatively, the FORCE=YES option can be used on the DELETE PROFILE command to delete the profile even if there are subscriptions to the profile. In this case, messages will be issued when

---



the managed server requests updates for that profile, informing the managed server that the profile has been deleted.

---

**ANR3028E** *command: Profile profile name is locked.*

**Explanation:** The specified command cannot be performed on a locked profile.

**System action:** Server operation continues. The command is not processed.

**User response:** Unlock the profile using the UNLOCK PROFILE command and then reissue the command.

---

**ANR3029I** *Reorganization for table table name canceled.*

**Explanation:** Based on the DISABLEREORGTABLE server option, table reorganization is disabled for table that is referenced and a paused reorganization is canceled.

**System action:** The reorganization is canceled.

**User response:** If the intention is to disable table reorganization for table that is referenced, then no further action is required, otherwise consider updating the DISABLEREORGTABLE server option.

---

**ANR3030I** *command: Subscription defined for profile profile name.*

**Explanation:** The command has successfully defined a subscription to the specified profile. A refresh of the configuration information has been initiated.

**System action:** The command succeeded.

**User response:** None.

---

**ANR3031W** *command: Subscription for profile profile name already exists.*

**Explanation:** A subscription already exists for the specified profile.

**System action:** Server operation continues. The command is not processed.

**User response:** Check to make sure you specified the correction profile name, and reissue the command if needed.

---

**ANR3032E** *command: Server name not specified.*

**Explanation:** A server name must be specified on this command using the SERVER= parameter. This identifies the configuration manager.

**System action:** Server operation continues. The command is not processed.

**User response:** Reissue the command and specify a server name.

---

**ANR3033E** *command: Server server is not the managed server's configuration manager.*

**Explanation:** A server name was specified on the command which does not match the current configuration manager. A managed server may only have one configuration manager.

**System action:** Server operation continues. The command is not processed.

**User response:** Reissue the command and leave off the server parameter. It will default to use the current configuration manager. A QUERY SUBSCRIPTION will display the configuration manager currently in use.

---

**ANR3034E** *command: Server server cannot be used as this server's configuration manager.*

**Explanation:** A server name was specified on the command which cannot be used as a configuration manager.

**System action:** Server operation continues. The command is not processed.

**User response:** Find out the correct name for the configuration manager and then reissue the command.

---

**ANR3035I** *command: Subscriber subscriber name deleted.*

**Explanation:** The command has successfully deleted a subscriber from the record kept in the configuration manager. If the subscriber (managed server) still has a subscription to a valid profile, the record of the subscription will reappear when it performs its next configuration refresh.

**System action:** The command succeeded.

**User response:** None.

---

**ANR3036E** *command: Subscriber subscriber name not found.*

**Explanation:** The specified subscriber name was not found in the configuration manager's records as being a valid subscriber of any profiles.

**System action:** Server operation continues. The command is not processed.

**User response:** Check to see that the subscriber (managed server) name is correction. If you think the name is correct, perhaps the managed server has not yet successfully contacted the configuration manager to inform it that the subscription exists.

---

**ANR3037I** *command: Subscription deleted for profile profile name.*

**Explanation:** The command has successfully deleted a subscription for the specified profile. A refresh of the configuration information has been initiated.

**System action:** The command succeeded.

**User response:** None.

---

**ANR3038E** *command: Subscription for profile profile name not found.*

**Explanation:** A subscription was not found for the specified profile.

**System action:** Server operation continues. The command is not processed.

**User response:** Check to see that the profile name was specified correctly. Issue the QUERY SUBSCRIPTION command to check to see which profiles have subscriptions. Reissue the command with the correct profile name.

---

**ANR3039E** *command: No matching administrators found in configuration.*

**Explanation:** No administrator definitions were found on the configuration manager that match the admin(s) specified on the DEFINE PROFASSOCIATION command.

**System action:** Server operation continues. The command is not processed.

**User response:** Use the QUERY ADMIN command to check which administrators that are defined on the server and then reissue to DEFINE PROFASSOCIATION command.

---

**ANR3040I** *command: All administrators associated with profile profilename.*

**Explanation:** The command has successfully associated all the administrators with the specified profile. All administrator definitions will be automatically propagated to managed servers which subscribe to the profile. If an administrator is added to the configuration manager in the future, its definition will also be automatically propagated to the managed servers.

**System action:** The command succeeded.

**User response:** None.

---

**ANR3041I** *command: Administrator admin associated with profile profilename.*

**Explanation:** The command has successfully associated the administrator with the specified profile. The administrator definition will be automatically

propagated to managed servers which subscribe to the profile.

**System action:** The command succeeded.

**User response:** None.

---

**ANR3042W** *command: No additional administrators associated with profile profilename.*

**Explanation:** No additional administrator were associated with the profile. The administrator(s) specified are already associated with the profile.

**System action:** Server operation continues. The command is not processed.

**User response:** Use the QUERY ADMIN command to check which administrators are defined on the server and then reissue to DEFINE PROFASSOCIATION command. The QUERY PROFASSOCIATION FORMAT=DETAILED can be used to see which administrators are already associated with the profile.

---

**ANR3043E** *command: No matching domains found in configuration.*

**Explanation:** No domain definitions were found on the configuration manager that match the domain(s) specified on the DEFINE PROFASSOCIATION command.

**System action:** Server operation continues. The command is not processed.

**User response:** Use the QUERY DOMAIN command to check which domains that are defined on the server and then reissue to DEFINE PROFASSOCIATION command.

---

**ANR3044I** *command: All domains associated with profile profilename.*

**Explanation:** The command has successfully associated all the domains with the specified profile. All domain definitions will be automatically propagated to managed servers which subscribe to the profile. If a domain is added to the configuration manager in the future, its definition will also be automatically propagated to the managed servers.

**System action:** The command succeeded.

**User response:** None.

---

**ANR3045I** *command: Domain domain associated with profile profilename.*

**Explanation:** The command has successfully associated the domain with the specified profile. The domain definition will be automatically propagated to managed servers which subscribe to the profile.

**System action:** The command succeeded.

**User response:** None.

---

**ANR3046W** *command: No additional domains associated with profile `profilename`.*

**Explanation:** No additional domains were associated with the profile. The domain(s) specified are already associated with the profile.

**System action:** Server operation continues. The command is not processed.

**User response:** Use the QUERY DOMAIN command to check which domains are defined on the server and then reissue to DEFINE PROFASSOCIATION command. The QUERY PROFASSOCIATION FORMAT=DETAILED can be used to see which domains are already associated with the profile.

---

**ANR3047E** *command: No matching admin schedules found in configuration.*

**Explanation:** No admin schedule definitions were found on the configuration manager that match the admin schedule(s) specified on the DEFINE PROFASSOCIATION command.

**System action:** Server operation continues. The command is not processed.

**User response:** Use the QUERY SCHEDULE TYPE=ADMIN command to check which admin schedules are defined on the server and then reissue to DEFINE PROFASSOCIATION command.

---

**ANR3048I** *command: All admin schedules associated with profile `profilename`.*

**Explanation:** The command has successfully associated all the admin schedules with the specified profile. All admin schedule definitions will be automatically propagated to managed servers which subscribe to the profile. If an admin schedule is added to the configuration manager in the future, its definition will also be automatically propagated to the managed servers.

**System action:** The command succeeded.

**User response:** None.

---

**ANR3049I** *command: Admin Schedule `admin schedule` associated with profile `profilename`.*

**Explanation:** The command has successfully associated the admin schedule with the specified profile. The admin schedule definition will be automatically propagated to managed servers which subscribe to the profile.

**System action:** The command succeeded.

**User response:** None.

---

**ANR3050W** *command: No additional admin schedules associated with profile `profilename`.*

**Explanation:** No additional admin schedules were associated with the profile. The admin schedule(s) specified are already associated with the profile.

**System action:** Server operation continues. The command is not processed.

**User response:** Use the QUERY SCHEDULE TYPE=ADMIN command to check which admin schedules are defined on the server and then reissue to DEFINE PROFASSOCIATION command. The QUERY PROFASSOCIATION FORMAT=DETAILED can be used to see which admin schedules are already associated with the profile.

---

**ANR3051E** *command: No matching scripts found in configuration.*

**Explanation:** No script definitions were found on the configuration manager that match the script(s) specified on the DEFINE PROFASSOCIATION command.

**System action:** Server operation continues. The command is not processed.

**User response:** Use the QUERY SCRIPT command to check which scripts that are defined on the server and then reissue to DEFINE PROFASSOCIATION command.

---

**ANR3052I** *command: All scripts associated with profile `profilename`.*

**Explanation:** The command has successfully associated all the scripts with the specified profile. All script definitions will be automatically propagated to managed servers which subscribe to the profile. If a script is added to the configuration manager in the future, its definition will also be automatically propagated to the managed servers.

**System action:** The command succeeded.

**User response:** None.

---

**ANR3053I** *command: Script `script` associated with profile `profilename`.*

**Explanation:** The command has successfully associated the script with the specified profile. The script definition will be automatically propagated to managed servers which subscribe to the profile.

**System action:** The command succeeded.

**User response:** None.

---

**ANR3054W** *command: No additional scripts associated with profile **profilename**.*

**Explanation:** No additional scripts were associated with the profile. The script(s) specified are already associated with the profile.

**System action:** Server operation continues. The command is not processed.

**User response:** Use the QUERY SCRIPT command to check which scripts are defined on the server and then reissue to DEFINE PROFASSOCIATION command. The QUERY PROFASSOCIATION FORMAT=DETAILED can be used to see which scripts are already associated with the profile.

---

**ANR3055E** *command: No matching client option sets found in configuration.*

**Explanation:** No client option set definitions were found on the configuration manager that match the client option set(s) specified on the DEFINE PROFASSOCIATION command.

**System action:** Server operation continues. The command is not processed.

**User response:** Use the QUERY CLOPTSET command to check which client option sets that are defined on the server and then reissue to DEFINE PROFASSOCIATION command.

---

**ANR3056I** *command: All client option sets associated with profile **profilename**.*

**Explanation:** The command has successfully associated all the client option sets with the specified profile. All client option set definitions will be automatically propagated to managed servers which subscribe to the profile. If a client option set is added to the configuration manager in the future, its definition will also be automatically propagated to the managed servers.

**System action:** The command succeeded.

**User response:** None.

---

**ANR3057I** *command: Client option set **client option set** associated with profile **profilename**.*

**Explanation:** The command has successfully associated the client option set with the specified profile. The client option set definition will be automatically propagated to managed servers which subscribe to the profile.

**System action:** The command succeeded.

**User response:** None.

---

**ANR3058W** *command: No additional client option sets associated with profile **profilename**.*

**Explanation:** No additional client option sets were associated with the profile. The client option set(s) specified are already associated with the profile.

**System action:** Server operation continues. The command is not processed.

**User response:** Use the QUERY CLOPTSET command to check which client option sets are defined on the server and then reissue to DEFINE PROFASSOCIATION command. The QUERY PROFASSOCIATION FORMAT=DETAILED can be used to see which client option sets are already associated with the profile.

---

**ANR3059E** *command: No matching servers found in configuration.*

**Explanation:** No server definitions were found on the configuration manager that match the server(s) specified on the DEFINE PROFASSOCIATION command.

**System action:** Server operation continues. The command is not processed.

**User response:** Use the QUERY SERVER command to check which servers that are defined on the server and then reissue to DEFINE PROFASSOCIATION command.

---

**ANR3060I** *command: All servers associated with profile **profilename**.*

**Explanation:** The command has successfully associated all the servers with the specified profile. All server definitions will be automatically propagated to managed servers which subscribe to the profile. If a server is added to the configuration manager in the future, its definition will also be automatically propagated to the managed servers.

**System action:** The command succeeded.

**User response:** None.

---

**ANR3061I** *command: Server **server** associated with profile **profilename**.*

**Explanation:** The command has successfully associated the server with the specified profile. The server definition will be automatically propagated to managed servers which subscribe to the profile.

**System action:** The command succeeded.

**User response:** None.

---

---

**ANR3062W** *command: No additional servers associated with profile `profilename`.*

**Explanation:** No additional servers were associated with the profile. The server(s) specified are already associated with the profile.

**System action:** Server operation continues. The command is not processed.

**User response:** Use the QUERY SERVER command to check which servers are defined on the server and then reissue to DEFINE PROFASSOCIATION command. The QUERY PROFASSOCIATION FORMAT=DETAILED can be used to see which servers are already associated with the profile.

---

**ANR3063E** *command: No matching server groups found in configuration.*

**Explanation:** No server group definitions were found on the configuration manager that match the server group(s) specified on the DEFINE PROFASSOCIATION command.

**System action:** Server operation continues. The command is not processed.

**User response:** Use the QUERY SERVERGROUP command to check which server groups that are defined on the server and then reissue to DEFINE PROFASSOCIATION command.

---

**ANR3064I** *command: All server groups associated with profile `profilename`.*

**Explanation:** The command has successfully associated all the server groups with the specified profile. All server group definitions will be automatically propagated to managed servers which subscribe to the profile. If a server group is added to the configuration manager in the future, its definition will also be automatically propagated to the managed servers.

**System action:** The command succeeded.

**User response:** None.

---

**ANR3065I** *command: Server group `server group` associated with profile `profilename`.*

**Explanation:** The command has successfully associated the server group with the specified profile. The server group definition will be automatically propagated to managed servers which subscribe to the profile.

**System action:** The command succeeded.

**User response:** None.

---



---

**ANR3066W** *command: No additional server groups associated with profile `profilename`.*

**Explanation:** No additional server groups were associated with the profile. The server group(s) specified are already associated with the profile.

**System action:** Server operation continues. The command is not processed.

**User response:** Use the QUERY SERVERGROUP command to check which server groups are defined on the server and then reissue to DEFINE PROFASSOCIATION command. The QUERY PROFASSOCIATION FORMAT=DETAILED can be used to see which server groups are already associated with the profile.

---

**ANR3067E** *command: No matching administrators associated with profile `profile`.*

**Explanation:** No matching administrator definitions are associated with the specified profile.

**System action:** Server operation continues. The command is not processed.

**User response:** Use the QUERY PROFASSOCIATION command to check which administrators are associated with the profile and then reissue to DELETE PROFASSOCIATION command.

---

**ANR3068I** *command: All administrator associations deleted from profile `profilename`.*

**Explanation:** The command has successfully deleted all administrators associations from the specified profile. This will automatically delete these administrators from the managed servers that are subscribed to this profile.

**System action:** The command succeeded.

**User response:** None.

---

**ANR3069I** *command: Administrator association `admin` deleted from profile `profilename`.*

**Explanation:** The command has successfully deleted an administrator association from the specified profile. This will automatically delete this administrator from the managed servers that are subscribed to this profile.

**System action:** The command succeeded.

**User response:** None.

---

**ANR3070E** *command: No matching domains associated with profile `profile`.*

**Explanation:** No matching domain definitions are associated with the specified profile.

**System action:** Server operation continues. The command is not processed.

---

**User response:** Use the QUERY PROFASSOCIATION command to check which domains are associated with the profile and then reissue to DELETE PROFASSOCIATION command.

---

**ANR3071I** *command: All domain associations deleted from profile **profilename**.*

**Explanation:** The command has successfully deleted all domains associations from the specified profile. This will automatically delete these domains from the managed servers that are subscribed to this profile.

**System action:** The command succeeded.

**User response:** None.

---

**ANR3072I** *command: Domain association **domain** deleted from profile **profilename**.*

**Explanation:** The command has successfully deleted a domain association from the specified profile. This will automatically delete this domain from the managed servers that are subscribed to this profile.

**System action:** The command succeeded.

**User response:** None.

---

**ANR3073E** *command: No matching admin schedules associated with profile **profile**.*

**Explanation:** No matching admin schedule definitions are associated with the specified profile.

**System action:** Server operation continues. The command is not processed.

**User response:** Use the QUERY PROFASSOCIATION command to check which admin schedules are associated with the profile and then reissue to DELETE PROFASSOCIATION command.

---

**ANR3074I** *command: All admin schedule associations deleted from profile **profilename**.*

**Explanation:** The command has successfully deleted all admin schedules associations from the specified profile. This will automatically delete these admin schedules from the managed servers that are subscribed to this profile.

**System action:** The command succeeded.

**User response:** None.

---

**ANR3075I** *command: Admin schedule association **admin schedule** deleted from profile **profilename**.*

**Explanation:** The command has successfully deleted an admin schedule association from the specified profile. This will automatically delete this admin

schedule from the managed servers that are subscribed to this profile.

**System action:** The command succeeded.

**User response:** None.

---

**ANR3076E** *command: No matching scripts associated with profile **profile**.*

**Explanation:** No matching script definitions are associated with the specified profile.

**System action:** Server operation continues. The command is not processed.

**User response:** Use the QUERY PROFASSOCIATION command to check which scripts are associated with the profile and then reissue to DELETE PROFASSOCIATION command.

---

**ANR3077I** *command: All script associations deleted from profile **profilename**.*

**Explanation:** The command has successfully deleted all scripts associations from the specified profile. This will automatically delete these scripts from the managed servers that are subscribed to this profile.

**System action:** The command succeeded.

**User response:** None.

---

**ANR3078I** *command: Script association **script** deleted from profile **profilename**.*

**Explanation:** The command has successfully deleted a script association from the specified profile. This will automatically delete this script from the managed servers that are subscribed to this profile.

**System action:** The command succeeded.

**User response:** None.

---

**ANR3079E** *command: No matching client option sets associated with profile **profile**.*

**Explanation:** No matching client option set definitions are associated with the specified profile.

**System action:** Server operation continues. The command is not processed.

**User response:** Use the QUERY PROFASSOCIATION command to check which client option sets are associated with the profile and then reissue to DELETE PROFASSOCIATION command.

---

**ANR3080I** *command: All client option set associations deleted from profile **profilename**.*

**Explanation:** The command has successfully deleted all client option sets associations from the specified

profile. This will automatically delete these client option sets from the managed servers that are subscribed to this profile.

**System action:** The command succeeded.

**User response:** None.

---

**ANR3081I** *command: Client option set association client option set deleted from profile profilename.*

**Explanation:** The command has successfully deleted a client option set association from the specified profile. This will automatically delete this client option set from the managed servers that are subscribed to this profile.

**System action:** The command succeeded.

**User response:** None.

---

**ANR3082E** *command: No matching servers associated with profile profile.*

**Explanation:** No matching server definitions are associated with the specified profile.

**System action:** Server operation continues. The command is not processed.

**User response:** Use the QUERY PROFASSOCIATION command to check which servers are associated with the profile and then reissue to DELETE PROFASSOCIATION command.

---

**ANR3083I** *command: All server associations deleted from profile profilename.*

**Explanation:** The command has successfully deleted all servers associations from the specified profile. This will automatically delete these servers from the managed servers that are subscribed to this profile.

**System action:** The command succeeded.

**User response:** None.

---

**ANR3084I** *command: Server association server deleted from profile profilename.*

**Explanation:** The command has successfully deleted a server association from the specified profile. This will automatically delete this server definition from the managed servers that are subscribed to this profile.

**System action:** The command succeeded.

**User response:** None.

---

**ANR3085E** *command: No matching server groups associated with profile profile.*

**Explanation:** No matching server group definitions are associated with the specified profile.

**System action:** Server operation continues. The command is not processed.

**User response:** Use the QUERY PROFASSOCIATION command to check which server groups are associated with the profile and then reissue to DELETE PROFASSOCIATION command.

---

**ANR3086I** *command: All server group associations deleted from profile profilename.*

**Explanation:** The command has successfully deleted all server groups associations from the specified profile. This will automatically delete these server groups from the managed servers that are subscribed to this profile.

**System action:** The command succeeded.

**User response:** None.

---

**ANR3087I** *command: Server group association server group deleted from profile profilename.*

**Explanation:** The command has successfully deleted a server group association from the specified profile. This will automatically delete this server group from the managed servers that are subscribed to this profile.

**System action:** The command succeeded.

**User response:** None.

---

**ANR3088W** *This command will cause the deletion of objects on any managed server subscribed to profile profile name.*

**Explanation:** A DELETE PROFASSOCIATION command option has been entered. This action will not only delete the association from the profile, but it will also result in the deletion of managed object(s) on any managed server subscribing to this profile. The deletion of these objects will occur during the next configuration refresh for that managed server.

**System action:** The system asks whether you wish to continue with the command.

**User response:** To process the DELETE PROFASSOCIATION command, enter 'Y' to continue or 'N' to stop the command.

---

**ANR3089E** *command: Command failed - Server-to-server communication error with server server name.*

**Explanation:** The specified command failed while attempting to communicate with the indicated server.

**System action:** Server operation continues. The command is not processed.

**User response:** Verify that the indicated server name is correctly defined. Try reissuing the command. Use the server PING command to see if the other server is

up. If the problem persists, consult with your network administrator.

---

**ANR3090E** *command: Server server name is not a configuration manager.*

**Explanation:** The specified command failed because it tried to contact the specified server, and discovered that the server is not a configuration manager.

**System action:** Server operation continues. The command is not processed.

**User response:** Reissue the command and specify a correct configuration manager name.

---

**ANR3091I** *Command: One or more storage rules exist for storage pool storage pool name.*

**Explanation:** One or more storage rules exist for the storage pool.

**System action:** The server does not process the command.

**User response:** Issue the QUERY STGRULE command to identify the storage rule and the associated storage pool. Then, issue the UPDATE STGRULE command or the DELETE STGRULE command to remove the storage rule for the storage pool.

---

**ANR3092I** *command: Subscriber notification processing has begun.*

**Explanation:** A NOTIFY SUBSCRIBER process has begun. The managed server(s) are being contacted, asking them to immediately perform a configuration refresh.

**System action:** Server operation continues. The command succeeded.

**User response:** None.

---

**ANR3093I** *command: No matching profiles or subscriptions were found.*

**Explanation:** No subscriptions were found for the profiles specified. Either the profiles do not exist, or there are no subscriptions to the profiles.

**System action:** Server operation continues. The command is not processed.

**User response:** Use the QUERY PROFILE and QUERY SUBSCRIBER command to determine which profiles exist and which profiles have subscribers. Reissue the command specifying the correct profile name(s).

---

**ANR3094E** *The distinguished name "DN" that is specified in the LDAPURL option does not exist on the LDAP directory server.*

**Explanation:** The distinguished name (DN) that is specified in the LDAPURL server option is not found on the LDAP directory server.

**System action:** Server initialization fails.

**User response:** Create the directory entry that is associated with the DN, specify a DN in the LDAPURL that already exists, or specify another directory server that contains the DN that is defined in the LDAPURL server option. Choose one of these options and restart the IBM Spectrum Protect server.

---

**ANR3095W** *Failure updating the database volume history information with the volumes used to perform this restore operation.*

**Explanation:** At the end of database restore processing for a point in time operation, the server database will be updated to show the volumes that were used to restore the database. This is done so that a future restore has knowledge of this database backup and will be able to use this if it is the best possible candidate for a future operation. Because the server failed to update this information, a future restore database operation may not select the best possible database backup to use for the operation.

**System action:** Database restore processing completes.

**User response:** Once the server is restarted after the database restore is completed, a BACKUP DB TYPE=FULL should be performed as soon as possible and the volume history information backed up after this backup is completed. This will set a new best possible restore point if a future restore operation is needed. If you use the Disaster Recovery Manager feature to track database backup volume physical location you will have to manually track the location of the database backup volumes which were not updated.

---

**ANR3096I** *The volumes used to perform this restore operation were successfully recorded in the server volume history.*

**Explanation:** At the end of database restore processing for a point in time operation, the server database will be updated to show the volumes that were used to restore the database. This is done so that a future restore has knowledge of this database backup and will be able to use this if it is the best possible candidate for a future operation.

**System action:** Database restore processing completes.

**User response:** None.



---

**ANR3097W LDAPUSER must be set before you can use LDAP password authentication.**

**Explanation:** The LDAPURL server option is set, however LDAP password authentication cannot complete until LDAPUSER and LDAPPASSWORD are set.

**System action:** Server operations continue without LDAP authentication.

**User response:** Issue the SET LDAPUSER and SET LDAPPASSWORD commands, in that order.

---

**ANR3098W LDAPPASSWORD must be set before you can use LDAP password authentication.**

**Explanation:** The LDAPURL server option is set, however LDAP password authentication cannot complete until the LDAPUSER and LDAPPASSWORD are set.

**System action:** Server operations continue without LDAP authentication.

**User response:** Issue the SET LDAPPASSWORD command.

---

**ANR3099E The distinguished name "DN" specified in the LDAPURL option does not have the proper syntax.**

**Explanation:** The distinguished name (DN) in the LDAPURL server option does not have the proper syntax. The LDAP URL must use the RFC 2255 format with the restriction that the LDAPURL server option can only contain ASCII characters. The DN must conform to the requirements of the directory server. Directory servers typically support RFC 2253 or 4514 for the DN format.

**System action:** Server initialization fails.

**User response:** Correct the LDAPURL server option and restart the IBM Spectrum Protect server.

---

**ANR3100I Initializing LDAP directory services.**

**Explanation:** The server started the initialization process with the LDAP directory server.

**System action:** Server operations continue.

**User response:** None.

---

**ANR3101I Successfully initialized LDAP directory services.**

**Explanation:** The server was successfully configured to use LDAP directory services.

**System action:** Server operations continue and LDAP directory services are available.

**User response:** None.

---

**ANR3102E An authentication failure occurred during LDAP directory services initialization as user LDAP user.**

**Explanation:** The LDAPUSER value or the LDAPPASSWORD value, or both, are incorrect.

**System action:** Server operations continue. LDAP directory services are not available.

**User response:** Correct the values for the LDAP user and LDAP password by issuing the SET LDAPUSER and SET LDAPPASSWORD commands. After you issue these commands, LDAP directory services initialization is attempted.

---

**ANR3103E Failure occurred while initializing LDAP directory services.**

**Explanation:** An error occurred while the server initialized LDAP directory services.

**System action:** Server operations fail. If the server is already started, LDAP directory services are no longer available. The server cannot start if it was in the middle of trying to start.

**User response:** Examine the server messages that were issued prior to this message to determine the source of the error. Issue the QUERY ACTLOG command to view the activity log file and search for messages. Check for network problems. Check for problems with the certificate used by the directory server or the key database containing the certificates. Check the access rights of the LDAPUSER. Check the status of the directory server and examine the log files provided by the directory server. Use LDAP utilities such as ldapsearch or ldp to isolate the problem.

If the server does not start, remove the LDAPURL server option to allow the server to start temporarily without directory services. If the server is running, issue the SET LDAPUSER or SET LDAPPASSWORD commands to try initializing LDAP directory services again.

---

**ANR3104E The LDAP directory service is not successfully configured.**

**Explanation:** The IBM Spectrum Protect server must be configured correctly in order to use LDAP directory services, before accounts can be placed in the LDAP directory server to authenticate access requests.

**System action:** Server operations fail.

**User response:** To configure LDAP directory services, set the LDAPURL server option, add the appropriate certificate to the IBM Spectrum Protect server key database, and issue the SET LDAPUSER and SET LDAPPASSWORD commands. The LDAP password (LDAPPASSWORD) must match the password for the

user (LDAPUSER) that can conduct IBM Spectrum Protect administrative operations when accessing the LDAP directory server.

If the IBM Spectrum Protect server is already configured to use LDAP directory services, an authentication failure might have occurred or another error might have occurred during configuration. Examine the server messages that were issued prior to this message to determine the source of the error. Issue the QUERY ACTLOG command to view the activity log and search for messages.

---

**ANR3105E The LDAP directory service was not found by using Domain Name System (DNS).**

**Explanation:** An LDAP directory server could not be located using the system's current DNS server configuration and DNS suffix search list.

**System action:** Server operations fail.

**User response:** Check the system's DNS configuration, the status of the DNS servers, the DNS server log files, and the DNS server configuration. Verify that the DNS server configuration complies with RFCs 2052, 2219, or 2782.

---

**ANR3106E Failed to parse the LDAPURL option value *LDAP URL*.**

**Explanation:** The LDAPURL server option value cannot be parsed. The LDAP URL must use the RFC 2255 format with the restriction that the LDAPURL server option contain only ASCII characters.

**System action:** Server initialization fails.

**User response:** Correct the LDAPURL server option value and restart the server.

---

**ANR3107E LDAPS is not allowed for the LDAPURL option value *LDAP URL*.**

**Explanation:** LDAPS represents using a Secure Sockets Layer (SSL) connection and sending LDAP data over an existing SSL connection. The server only supports LDAP connections secured by using the standard LDAPv3 "StartTLS" operation to establish a secure TLS exchange on an existing LDAP connection.

**System action:** Server initialization fails.

**User response:** Use the standard ldap:// scheme for the LDAPURL server option and restart the IBM Spectrum Protect server.

---

**ANR3108E The distinguished name is missing from the LDAPURL server option value *LDAP URL*.**

**Explanation:** The distinguished name (DN) is required as part of the LDAPURL server option. When updating

the LDAP URL information, use the RFC 2255 format.

**System action:** Server initialization fails.

**User response:** Correct the LDAPURL server option value and restart the IBM Spectrum Protect server.

---

**ANR3109E The LDAPURL server option value *LDAP URL* does not contain a host address and cannot be used because another LDAPURL option value specifies a host address.**

**Explanation:** You cannot have multiple LDAPURL server option values if one of the values does not specify a host address.

**System action:** Server initialization fails.

**User response:** Correct the LDAPURL server option value and restart the IBM Spectrum Protect server.

---

**ANR3110E The distinguished names "DN" and "DN" specified with the LDAPURL server option do not match.**

**Explanation:** The distinguished names (DN) specified on each LDAPURL server option value must be the same.

**System action:** Server initialization fails.

**User response:** Correct the LDAPURL server option value and restart the IBM Spectrum Protect server.

---

**ANR3111E The LDAPURL server option value *LDAP URL* is missing the ldap:// prefix.**

**Explanation:** When updating the LDAP URL information, use the RFC 2255 format.

**System action:** Server operations fail.

**User response:** Use the standard ldap:// scheme prefix for the LDAPURL server option and restart the IBM Spectrum Protect server.

---

**ANR3112E The password cannot be reset, the LDAP directory server requires you to provide the current password.**

**Explanation:** The LDAP directory server requires that the user who is specified in the SET LDAPUSER command provide the current password when changing another user's password. The LDAPUSER needs to be able to reset passwords to allow IBM Spectrum Protect administrators to reset passwords for IBM Spectrum Protect nodes and administrators.

**System action:** Server operation fails.

**User response:** Change the password policy or permission settings on the LDAP directory server to allow the user who is specified in the SET LDAPUSER command to change passwords for LDAP users who

are managed by the IBM Spectrum Protect server.

---

**ANR3113E**    **The password cannot be added or changed, the LDAP user does not have sufficient access rights to add or change the password.**

**Explanation:** If the current password was not provided for the operation, a password reset is performed on the LDAP directory server by the user specified in the SET LDAPUSER command. If the current password was provided for the operation, for example, in the SET PASSWORD client command, the user's password is changed on the LDAP directory server by the user. However, if the user's password expired, preventing access to the directory server, the password is changed by the user specified in the SET LDAPUSER command.

**System action:** Server operation fails.

**User response:** Change the password policy and access rights on the LDAP directory server to allow users to change their own passwords, and to allow the user specified in the SET LDAPUSER command to add or reset passwords for the users that are being managed by the IBM Spectrum Protect server.

---

**ANR3114E**    **LDAP error LDAP error code (error description) occurred during operation.**

**Explanation:** The LDAP operation failed with an unexpected error.

**System action:** The server operation fails.

**User response:** Examine the server messages issued around the same time as this message to determine the cause and impact of the error. Issue the QUERY ACTLOG command to view the activity log and search for messages. Check the status of the LDAP directory server and examine its log files. Use LDAP utilities such as ldapsearch or ldp to isolate the problem.

---

**ANR3115E**    **The LDAP directory server returned the following error message (LDAP server message) with the LDAP error.**

**Explanation:** The LDAP directory server returned an error message associated with an LDAP error that occurred, providing additional information to assist in determining the cause of the problem.

**System action:** The server operation fails.

**User response:** Examine the server messages issued around the same time as this message to determine the cause and impact of the error. Issue the QUERY ACTLOG command to view the activity log and search for messages. Check the status of the LDAP directory server and examine its log files. Use LDAP utilities such as ldapsearch or ldp to isolate the problem.

---

**ANR3116E**    **LDAP SSL/TLS error GSKIT error code (error description) occurred during operation.**

**Explanation:** An SSL/TLS error code was reported by the GSKit component along with the LDAP error that occurred.

**System action:** The server operation fails.

**User response:** Examine the server messages issued around the same time as this message to determine the cause and impact of the error. Issue the QUERY ACTLOG command to view the activity log and search for messages. Check for network problems. Check for problems with the certificate used by the LDAP directory server or the key database containing the certificates. Check the status of the LDAP directory server and examine its log files. Use LDAP utilities such as ldapsearch or ldp to isolate the problem using a TLS connection to the LDAP server.

---

**ANR3117E**    **Session session number for node or administrator node/admin name (client platform) refused - the level of the client does not meet the minimum required level for LDAP authentication.**

**Explanation:** The server refuses the client session because the client program version level is not 6.4 or later. Only version 6.4 and later clients can use LDAP authentication.

**System action:** The session is refused and server operations continue.

**User response:** Upgrade the client program to at least version 6.4 or do not use LDAP authentication to make it compatible with the newer server program.

---

**ANR3118I**    **The LDAP entry for node node name was deleted.**

**Explanation:** An inconsistency between the database of the IBM Spectrum Protect server database and the LDAP directory server was found during AUDIT LDAPDIRECTORY command processing. Because you specified FIX=YES, the LDAP entry for the node was deleted to correct this inconsistency.

**System action:** Server operations continue.

**User response:** None.

---

**ANR3119I**    **The LDAP entry for administrator admin name was deleted.**

**Explanation:** An inconsistency between the database of the IBM Spectrum Protect server database and the LDAP directory server was found during AUDIT LDAPDIRECTORY command processing. Because you specified FIX=YES, the LDAP entry for the administrator was deleted to correct this inconsistency.

**System action:** Server operations continue.

**User response:** None.

---

**ANR3120I**    **The administrator *admin name* was updated because the *parameter* parameter for a node with the same name was changed.**

**Explanation:** Values for the AUTHENTICATION and SSLREQUIRED parameters must be the same for nodes and administrators that share the same name. If values for either the node or the administrator changed, the administrator or node sharing the same name will be updated to keep these parameters the same.

If the AUTHENTICATION parameter changed from LDAP to LOCAL, the password was also updated. When this happens, the password is updated to the same password that is used for the node.

**System action:** The server updated the AUTHENTICATION or SSLREQUIRED parameter of the specified administrator.

**User response:** None.

---

**ANR3121I**    **The node *node name* was updated because the *parameter* parameter for an administrator with the same name was changed.**

**Explanation:** Values for the AUTHENTICATION and SSLREQUIRED parameters must be the same for nodes and administrators that share the same name. If values for either the node or the administrator changed, the node or administrator sharing the same name will be updated to keep these parameters the same.

If the AUTHENTICATION parameter changed from LDAP to LOCAL, the password was also updated. When this happens, the password is updated to the same password that is used for the administrator.

**System action:** The server updated the AUTHENTICATION or SSLREQUIRED parameter of the specified node.

**User response:** None.

---

**ANR3122E**    *command: System level authority is required because the server needs to update a node or administrator that shares the same name.*

**Explanation:** Values for the AUTHENTICATION and SSLREQUIRED parameters must be the same for nodes and administrators that share the same name. If values for either the node or the administrator changed, the node or administrator sharing the same name will be updated to keep these parameters the same.

**System action:** The server fails the command.

**User response:** Reissue the command using an

administrator that has system level authority. Alternatively, rename either the node or the administrator associated with the command such that they do not share the same name.

---

**ANR3123W**    **An LDAP entry for node *node name* was not found in the LDAP directory server.**

**Explanation:** The REGISTER NODE command was issued with AUTHENTICATION=LDAP but without providing a password. This combination is valid. However, this combination will not create an LDAP entry, which is required to access the node.

**System action:** The command succeeded.

**User response:** An LDAP entry must be created before this node can be accessed. To create a new LDAP entry for this node issue the UPDATE NODE command and provide a password. If the LDAP directory server is shared with another IBM Spectrum Protect server, the LDAP entry can be created by the other IBM Spectrum Protect server instead.

---

**ANR3124W**    **An LDAP entry for administrator *admin name* was not found in the LDAP directory server.**

**Explanation:** The REGISTER ADMIN command was issued with AUTHENTICATION=LDAP but without providing a password. This combination is valid. However, this combination will not create an LDAP entry, which is required to access the administrator.

**System action:** The command succeeded.

**User response:** An LDAP entry must be created before this administrator can be accessed. To create a new LDAP entry for this administrator issue the UPDATE ADMIN command and provide a password. If the LDAP directory server is shared with another IBM Spectrum Protect server, the LDAP entry can be created by the other IBM Spectrum Protect server instead.

---

**ANR3125I**    *command: Successfully updated successful updates nodes out of total update attempts nodes that were targeted for updating.*

**Explanation:** The command updated a node or nodes and produced summary statistics stating how many nodes were updated successfully and how many attempts were made.

**System action:** The command succeeded.

**User response:** None.

---

**ANR3126I**    *command: Successfully updated successful updates administrators out of total update attempts administrators that were targeted for updating.*

**Explanation:** The command updated an administrator

or administrators and produced summary statistics stating how many administrators were updated successfully and how many attempts were made.

**System action:** The command succeeded.

**User response:** None.

---

**ANR3127W** You must change the password for "LDAP user" within number day(s).

**Explanation:** The password is due to expire, and it must be changed to prevent failures.

**System action:** Server operations continue.

**User response:** Change the password on the LDAP directory server and issue the SET LDAPPASSWORD command with the new password.

---

**ANR3128E** Command: The number of failover servers exceeds the maximum number allowed.

**Explanation:** The number failover servers that can be defined for a node is limited to one.

**System action:** The command fails.

**User response:** Reissue the command specifying only one registered server name.

---

**ANR3129I** Server Fail Over high level address set to address.

**Explanation:** The high level address that clients use to communicate with this server during fail over has been set to the value indicated with the SET FAILOVERHLADDRESS command.

**System action:** The command succeeded.

**User response:** None.

---

**ANR3132W** Replication process with process Id process number from server server name, is cancelled. Replication process source process number on source server may still be active.

**Explanation:** A replication process on a target replication server which was initiated on a source replication server has been cancelled.

**System action:** Server operation continues.

**User response:** Check the status of the replication process on the source server. Issue the CANCEL PROCESS command on the source server to cancel this replication operation.

---

**ANR3133E** command: Server server name not defined

**Explanation:** The server server name is not defined to the system.

**System action:** The command proceeds however the server name is not used.

**User response:** Use QUERY SERVER to identify a valid failover server.

---

**ANR3134E** Command: The number of specified output volumes (volume count) is less than the number of streams specified in the MAXSTREAM parameter (stream count).

**Explanation:** The number of specified output volumes is less than the number of streams specified in the MAXSTREAM parameter, and scratch volumes are not allowed.

**System action:** The command is not run.

**User response:** Rerun the command, specifying more output volumes or fewer streams, or specify SCRATCH=YES to allow scratch volumes to be used.

---

**ANR3135E** Command: The value specified for the MAXSTREAM parameter (stream count) is greater than the mount limit associated with device class device class (mount limit).

**Explanation:** The value specified for the MAXSTREAM parameter is greater than the mount limit of the specified device class.

**System action:** The command is not run.

**User response:** Rerun the command, specifying fewer streams.

---

**ANR3136E** Extractdb command: Failed to start or failed to complete successfully.

**Explanation:** The database extract process was not able to start due to an error with the command specification or other validation performed prior to performing the extract. Alternatively, the extract process had started but failed to complete successfully due to an error during processing.

**System action:** Database extract processing did not process successfully.

**User response:** Review the other messages issued to determine the cause of the failure.

---

**ANR3137E** Unable to reclaim database storage for table space *tblspace name*. The error code *return code* is returned.

**Explanation:** An error occurred when the database manager was trying to reclaim space in the referenced table space.

**System action:** The EXTEND DBSPACE operation fails. Server operation continues.

**User response:** Review messages on the server console and in the db2diag log to try and determine the reason for the failure. To complete the process, you will have to manually execute the steps for redistributing data and reclaiming space.

---

**ANR3138I** Reclaiming database storage for table space *tblspace name* is being started.

**Explanation:** The database manager is reclaiming storage space for the referenced table space.

**System action:** Server operation continues.

**User response:** None.

---

**ANR3139I** Reclaiming database storage for all table spaces is completed .

**Explanation:** The database manager has reclaimed space and reduced the size of all table spaces.

**System action:** Server operation continues.

**User response:** None.

---

**ANR3140I** Redistribution of data for database *database name* on table space *tblspace name* is complete.

**Explanation:** The database manager has created directories on recently added paths and has redistributed data across those paths for the referenced tablespace.

**System action:** Server operation continues.

**User response:** None.

---

**ANR3141E** Redistribution of data for database *database name* on table space *tblspace name* failed with error code *error code*.

**Explanation:** A failure occurred during the creation of directories on recently added paths or during the redistribution of data across new directories for the referenced tablespace.

**System action:** The EXTEND DBSPACE operation fails. Server operation continues.

**User response:** Review messages on the server console and in the db2diag log to try and determine the reason for the failure. To complete the process, you will have

to manually execute the steps for redistributing data and reclaiming space.

---

**ANR3142I** Redistribution of data for database *database name* on table space *tblspace name* is starting.

**Explanation:** The database manager is creating directories on newly added paths and redistributing data across all directories for the referenced table space.

**System action:** Server operation continues.

**User response:** None.

---

**ANR3143I** The following directory or directories have been defined in the database space: *directory list*. However, the database manager might not use new storage paths immediately.

**Explanation:** The EXTEND DBSPACE operation successfully added new directories to the server database storage space. Because RECLAIM=NO was specified on the command, data is not redistributed across all directories. New storage paths might not be used until existing storage is full.

**System action:** Server operation continues.

**User response:** If you decide that you want to redistribute data and reclaim space in the database, you can manually complete the step for these tasks.

---

**ANR3144I** Space is being added to the database as process *process ID*.

**Explanation:** An operation to add space to the database, redistribute data across all directories, and return space to the operating system is in progress.

**System action:** The EXTEND DBSPACE command is processed and server operation continues.

**User response:** Do not stop the server while this process is running and do not try to halt the process once it has started. If you want to cancel the process, use the CANCEL PROCESS command. To query the status of this process, issue QUERY PROCESS

---

**ANR3145E** Command: Administrator *admin name* is currently accessing server *server name*.

**Explanation:** The command shown specifies an administrator that has an active session with the specified server.

**System action:** The local server does not process the command.

**User response:** Reissue the command at a later time, or if necessary, cancel the current administrator session and reissue the command.

---

**ANR3146E** *command name: The list of directories specified for database storage exceeds length limit characters.*

**Explanation:** The list of directories is too long. Specify a list less than or equal to the number of characters indicated.

**System action:** The command stops.

**User response:** Consider breaking up the operation into multiple EXTEND DBSPACE commands to reduce the number of directories specified on the command.

---

**ANR3147I** *Directory(ies) directory list has been defined in the database space. Database data was distributed and balanced across existing directories.*

**Explanation:** Command 'EXTEND DBSPACE' successfully added new directory(ies) into the server database space and balanced data across existing directories.

**System action:**

**User response:**

---

**ANR3148W** *Process process number, replicating with process source process number on server server name, has been inactive for minutes of inactivity minutes.*

**Explanation:** A replication process on a target server has been inactive for a significant amount of time. It is possible that there is a connection problem with the source replication server, or the source replication process is no longer running, or the source replication server is down.

**System action:** Server operation continues.

**User response:** Verify that the source replication server is still running. If the server is running, check that the source replication process is still active. If the source replication process is no longer active you can cancel this process.

---

**ANR3149I** *Server Fail Over high level address removed.*

**Explanation:** The high level address that clients use to communicate with this server during fail over has been removed.

**System action:** The command succeeded.

**User response:** None.

---

**ANR3150E** *Configuration refresh failed with configuration manager server name. Will retry in minutes minutes.*

**Explanation:** While receiving configuration information from the specified configuration manager, processing failed because of a communications error.

**System action:** Server operation continues. The configuration refresh process was stopped and will be automatically retried.

**User response:** Perhaps the configuration manager is not active. If the problem continues, contact the administrator for the configuration manager, or contact a network administrator. The refresh will automatically retry several times and then give up until the configuration refresh interval is reached again.

---

**ANR3151E** *Configuration refresh failed with configuration manager server name.*

**Explanation:** While receiving configuration information from the specified configuration manager, processing failed.

**System action:** Server operation continues. The configuration refresh process was stopped.

**User response:** Examine the activity log for other messages that may explain why the configuration refresh failed. The refresh will attempted again when the configuration refresh interval is reached.

---

**ANR3152I** *Configuration refresh started with configuration manager server name.*

**Explanation:** Configuration refresh processing has started. A server-to-server session was opened to receive configuration information from the configuration manager. Updates will be sent for objects associated with any subscribed-to profiles.

**System action:** Refresh processing continues.

**User response:** None.

---

**ANR3153I** *Configuration refresh ended successfully with configuration manager server name.*

**Explanation:** Configuration refresh processing ended successfully. All updates have been made to managed objects associated with any subscribed-to profiles.

**System action:** Server processing continues. The next automatic refresh will start when the configuration refresh interval is reached.

**User response:** None.

---

---

**ANR3154E**    **Communication error on notify to managed server** *server name*. Will retry in *minutes* minutes.

**Explanation:** While attempting a notify subscriber request to the specified managed server, a communications error was detected.

**System action:** Server operation continues. The notify subscriber request was stopped and will be automatically retried.

**User response:** Perhaps the managed server is not active. If the problem continues, contact the administrator for the managed server, or contact a network administrator. The notify subscriber request will automatically retry several times and then give up.

---

**ANR3155E**    **Error attempting notify subscribers request to managed server** *server*.

**System action:** Server operation continues. The notify subscriber request failed.

**User response:** Examine the activity log for other messages that may explain why the notify subscriber request failed.

---

**ANR3156E**    **Configuration refresh failed for managed server** *server name*.

**Explanation:** While sending configuration information to the specified managed server, processing failed.

**System action:** Server operation continues. The configuration refresh process ended.

**User response:** Examine the activity log of both the managed server and the configuration manager for other messages that may explain why the configuration refresh failed. The refresh will attempted again by the managed server when its configuration refresh interval is reached.

---

**ANR3157I**    **Configuration refresh started for managed server** *server name*.

**Explanation:** Configuration refresh processing has started. A server to server session was opened by the managed server to receive configuration information from the configuration manager. Updates will be sent for objects associated with any subscribed-to profiles.

**System action:** Refresh processing continues.

**User response:** None.

---

**ANR3158I**    **Configuration refresh ended successfully for managed server** *server name*.

**Explanation:** Configuration refresh processing ended successfully. All updates have been made to managed

objects associated with any subscribed-to profiles on the managed server.

**System action:** Server processing continues.

**User response:** None.

---

**ANR3159E**    **Managed server** *server name* **has newer version for profile** *profile name*.

**Explanation:** While sending configuration information to the specified managed server, it has been detected that the managed server has a newer version of configuration information for the specified profile than does the configuration manager. This condition can happen if the configuration manager's database has been restored to an earlier point in time. Another possibility is that the profile was deleted on the configuration manager and a new profile by the same name was created.

**System action:** Server operation continues. No configuration information for this profile will be sent to the managed server until this condition is corrected.

**User response:** Before correcting the situation, you may want to use QUERY PROFILE to examine the profile associations defined on both the configuration manager and the managed server. To correct the situation, on the managed server delete the subscription to the profile and define the subscription again. This will cause the managed server to be refreshed at the configuration manager's current level.

---

**ANR3160E**    **Unable to receive confirmation of refresh from managed server** *server name*.

**Explanation:** While sending configuration information to the specified managed server, a communication error occurred when trying to receive confirmation from the managed server that information was processed successfully.

**System action:** Server operation continues. Configuration refresh processing ended.

**User response:** Determine if communication can be established with the managed server by using the server PING command. Use the NOTIFY SUBSCRIBERS command to force the configuration refresh to retry.

---

**ANR3161E**    **Premature end of configuration refresh for managed server** *server server name*.

**Explanation:** While sending configuration information to the specified managed server, processing ended prematurely because of on error.

**System action:** Server operation continues. Configuration refresh processing ended.

**User response:** Examine the activity log on the managed server for any error messages that might



explain why the refresh failed. Use the NOTIFY SUBSCRIBERS command on the configuration manager to force the configuration refresh to retry.

---

**ANR3162E**    **Managed server** *server name* **aborted configuration refresh processing due to a low memory condition.**

**Explanation:** While sending configuration information to the specified managed server, processing ended prematurely because of a low memory condition on the managed server.

**System action:** Server operation continues. Configuration refresh processing ended.

**User response:** Make more memory available to the managed server.

---

**ANR3163E**    **Managed server** *server name* **aborted configuration refresh processing due to an internal error.**

**Explanation:** While sending configuration information to the specified managed server, processing ended prematurely because of an internal error on the managed server.

**System action:** Server operation continues. Configuration refresh processing ended.

**User response:** Examine the activity log of the managed server for messages that explain the cause of the internal error.

---

**ANR3164E**    **Managed server** *server name* **aborted configuration refresh processing due to a lock conflict.**

**Explanation:** While sending configuration information to the specified managed server, processing ended prematurely because of a lock conflict on the managed server.

**System action:** Server operation continues. Configuration refresh processing ended.

**User response:** Use the NOTIFY SUBSCRIBERS command to retry the configuration refresh. If this problem persists, contact your service representative.

---

**ANR3165E**    **Managed server** *server name* **aborted configuration refresh processing due to a protocol error.**

**Explanation:** While sending configuration information to the specified managed server, processing ended prematurely because of a protocol error detected on the managed server.

**System action:** Server operation continues. Configuration refresh processing ended.

**User response:** Use the NOTIFY SUBSCRIBERS

command to retry the configuration refresh. If this problem persists, contact your service representative.

---

**ANR3166E**    **Unable to receive configuration refresh information from server** *server name*.

**Explanation:** While receiving configuration information from the specified configuration manager, processing ended prematurely because of a communications error.

**System action:** Server operation continues. Configuration refresh processing ended.

**User response:** Use the server PING command to see if the configuration manager can be reached. If the problem persists, contact your network administrator.

---

**ANR3167E**    **Configuration manager** *server name* **aborted configuration refresh processing due to a low memory condition.**

**Explanation:** While receiving configuration information from the specified configuration manager, processing ended prematurely because of a low memory condition on the configuration manager.

**System action:** Server operation continues. Configuration refresh processing ended.

**User response:** Notify the administrator of the configuration manager.

---

**ANR3168E**    **Configuration manager** *server name* **aborted configuration refresh processing due to an internal error.**

**Explanation:** While receiving configuration information from the specified configuration manager, processing ended prematurely because of an internal error on the configuration manager.

**System action:** Server operation continues. Configuration refresh processing ended.

**User response:** Examine the activity log of the configuration manager for messages that explain the cause of the internal error.

---

**ANR3169E**    **Configuration manager** *server name* **aborted configuration refresh processing due to a lock conflict.**

**Explanation:** While receiving configuration information from the specified managed server, processing ended prematurely because of a lock conflict on the configuration manager.

**System action:** Server operation continues. Configuration refresh processing ended.

**User response:** Retry the configuration refresh by issuing the SET CONFIGREFRESH command (using the current refresh interval value). If this problem

persists, contact your service representative.

---

**ANR3170E** Configuration manager *server name* aborted configuration refresh processing due to a protocol error.

**Explanation:** While receiving configuration information from the specified configuration manager, processing ended prematurely because of a protocol error detected on the configuration manager.

**System action:** Server operation continues. Configuration refresh processing ended.

**User response:** Retry the configuration refresh by issuing the SET CONFIGREFRESH command (using the current refresh interval value). If this problem persists, contact your service representative.

---

**ANR3171E** Configuration refresh with configuration manager *server name* had to skip processing for one or more objects.

**Explanation:** While receiving configuration information from the specified configuration manager, it became necessary to skip the creation or deletion of one or more objects.

**System action:** Server operation continues. Configuration refresh processing ended.

**User response:** Examine the managed server's activity log for earlier messages that identify the object, and take the actions identified in those messages. Configuration refresh processing will not complete successfully until the problem is clear up.

---

**ANR3172W** Subscription exists for deleted profile *profile name*.

**Explanation:** While receiving configuration information from the configuration manager, it has been detected that the managed server has a subscription to an profile that no longer exists on the configuration manager. This condition can exist because the profile was deleted with FORCE=YES on the configuration manager. This out-of-synch condition can also occur because one of the server's database was regressed because of a restore db.

**System action:** Server operation continues.

**User response:** The DELETE SUBSCRIPTION command is used to correct this situation. You need to decide if you want the managed objects to remain on the server. If you want them to be deleted, specify DISCARD=YES. If you want the objects to remain on the managed server as local objects, specify DISCARD=NO.

---

**ANR3173E** Server has newer version for profile *profile name* than the configuration manager *server name*.

**Explanation:** While receiving configuration information from the configuration manager, it has been detected that the managed server has a newer version of configuration information for the specified profile than does the configuration manager. This condition can happen if the configuration manager's database has been restored to an earlier point in time. Another possibility is that the profile was deleted on the configuration manager with FORCE=YES and a new profile by the same name was created.

**System action:** Server operation continues. No configuration information for this profile will be sent to the managed server until this condition is corrected.

**User response:** Before correcting the situation, you may want to use QUERY PROFILE to examine the profile associations defined on both the configuration manager and the managed server. To correct the situation, on the managed server delete the subscription to the profile and define the subscription again. This will cause the managed server to be refreshed at the configuration manager's current level.

---

**ANR3174E** Communication error with managed server *server name*.

**Explanation:** While receiving or sending information to the specified managed server, a communications error was experienced.

**System action:** Server operation continues. The operation in progress fails.

**User response:** If this error happens often, consult with your network administrator. Also check to see that the managed server is up.

---

**ANR3175W** Profile *profile name* is locked and could not be refreshed from configuration manager *server name*.

**Explanation:** While receiving configuration refresh information from the specified managed server, it was detected that a subscribed-to profile is locked.

**System action:** Server operation continues. Refresh processings skips over this profile.

**User response:** Normally, the profile will later be unlocked automatically, or by an administrator. If you think that it should not be locked, have ask the configuration manager admin to unlock it using the UNLOCK PROFILE command.

---

**ANR3176W** Profile *profile name* is locked and could not be refreshed for managed server *server name*.

**Explanation:** While sending configuration refresh information to the specified managed server, it was detected that a subscribed-to profile is locked.

**System action:** Server operation continues. Refresh processings skips over this profile.

**User response:** If the profile should no longer be locked, use the UNLOCK PROFILE command to unlock it.

---

**ANR3177W** Server level does not support object in profile *profile name*.

**Explanation:** While receiving configuration refresh information from the configuration manager, an object was received that is not supported on this managed server.

**System action:** Server operation continues. Refresh processings skips over this object. The refresh for the profile fails.

**User response:** The configuration manager is at a higher release level than the managed server. The managed server subscribed to a profile that contains an unsupported object. Delete the subscription to this profile until service can be applied to the server to bring it to a higher release level.

---

**ANR3178E** A communication error occurred during session *session number* with replication server *server name*.

**Explanation:** The communication error occurred while the system was receiving information from or sending information to the specified replication server. This error can occur on a target replication server if a CANCEL REPLICATION command is issued on the source replication server.

**System action:** The server is running, but the operation that was in progress failed.

**User response:** If this error occurs frequently, consult your network administrator. Also review the activity log on the target and source replication servers for messages that are related to replication.

---

**ANR3179E** Server *server name* does not support replication or is not initialized for replication.

**Explanation:** In response to a REPLICATE command, the server attempted to establish a connection to the replication target. But the target server does not support replication, or has not been properly initialized for replication.

**System action:** Server operation continues. The replication fails.

**User response:** Make sure the replication target is at the correct maintenance level and verify that the globally unique ID (GUID) of the target server is properly set. Use the tivguid utility to set the GUID if not properly set.

---

**ANR3180E** Replication cannot occur for node *node name*, file-space *filespace name* and copy type *copytype name* because the target replication server is not set.

**Explanation:** In response to a REPLICATE NODE command, the server was unable to establish a connection to a target replication server because a target server was not defined.

**System action:** Replication for the node and file space is skipped. However, replication continues for other nodes and file spaces.

**User response:** To replicate data, the target replication server must be defined. Issue the SET REPLSERVER command to set the target replication server name. The name specified in the SET REPLSERVER command must be associated with a valid server definition.

---

**ANR3181E** Replication server *server name* has the same replication key as this server.

**Explanation:** During replication initialization, the server detected that the replication key of the target server is the same as this server. Each server must have a unique replication key.

**System action:** Replication to the specified server is stopped.

**User response:** Issue the SET REPLSERVER command to specify a different server for the target of the replication.

---

**ANR3182W** The password authentication method for node *node name* did not change.

**Explanation:** During replication or import processing, a node that uses an LDAP directory server to authenticate passwords at the target was detected, but the source node authenticates passwords with the IBM Spectrum Protect server (LOCAL). The Replication and Import process does not change the node password authentication method from LDAP to LOCAL.

**System action:** Replication or Import processing continues. The node password authentication method did not change from LDAP to LOCAL.

**User response:** Change the node password authentication method from LDAP to LOCAL by issuing the UPDATE NODE command with the AUTHENTICATION=LOCAL parameter.

---

**ANR3183W** The password authentication method for administrator *admin name* did not change.

**Explanation:** During import processing, an administrator ID was detected that authenticates passwords with an LDAP directory server at the target, but with the IBM Spectrum Protect server (LOCAL) at the source. Import processing does not change an administrator's password authentication method from LDAP to LOCAL.

**System action:** Import processing continues. The password authentication method did not change from LDAP to LOCAL.

**User response:** You can change the password authentication method for the target administrator from LDAP to LOCAL by issuing the UPDATE ADMIN command with the AUTHENTICATION=LOCAL parameter.

---

**ANR3184E** Server *server name* cannot replicate with this server.

**Explanation:** In response to a REPLICATE command, the server tried to establish a connection with the replication target. The target server is at a level that cannot support replication with this server.

**System action:** Server operations continue. The replication fails.

**User response:** Make sure that the replication target server is at a maintenance level that supports replication with this server.

---

**ANR3185I** Replicating node *associated replication node* as a proxy agent for replicated node *reference node*

**Explanation:** During a REPLICATE NODE operation, the server has identified an associated proxy agent node referenced by a replicated node. The proxy agent node definition will be replicated.

**System action:** Server operations continue.

**User response:** None.

---

**ANR3186I** Replicating node *associated replication node* which is referenced in a file space authorization rule for replicated node *reference node*

**Explanation:** During a REPLICATE NODE operation, the server has identified an associated replication node that is referenced in a file space authorization rule of a replicated node. The associated replication node definition will be replicated.

**System action:** Server operations continue.

**User response:** None.

---

**ANR3187E** Replication of associated replication node *associated replication node name* failed - the node is not configured for replication

**Explanation:** During a REPLICATE NODE operation, the server attempted to replicate a node that is either a proxy agent or referenced in a file space authorization rule of a replicating node. The associated replication node could not be replicated because it is not currently configured for replication. Associated replication nodes must have a replication mode set to SEND and a replication state of ENABLED in order to be replicated to a target server.

**System action:** The replication operation continues. The replication of the associated node fails.

**User response:** To use an associated replication node with a client during a failover operation configure and enable the associated replication node for replication.

---

**ANR3188E** Replication of associated replication node *associated replication node name* failed - the node is not enabled for replication

**Explanation:** During a REPLICATE NODE operation, the server attempted to replicate a node that is either a proxy agent or referenced in a file space authorization rule of a replicating node. The associated replication node could not be replicated because it is not currently enabled for replication. Associated replication nodes must have a replication mode set to SEND and a replication state of ENABLED in order to be replicated to a target server.

**System action:** The replication operation continues. The replication of the associated node fails.

**User response:** To use an associated replication node with a client during a failover operation enable the associated replication node for replication.

---

**ANR3189E** Replication of associated replication node *associated replication node name* failed - the target node is not enabled for replication

**Explanation:** During a REPLICATE NODE operation, the server attempted to replicate a node that is either a proxy agent or referenced in a file space authorization rule of a replicating node. The associated replication node could not be replicated because the node definition on the target server is not currently enabled for replication. Associated replication nodes on the target server must have a replication mode set to RECV and a replication state of ENABLED in order to be replicated from a source server.

**System action:** The replication operation continues. The replication of the associated node fails.

**User response:** To replicate an associated replication

node set the replication state of the node on the target server to enabled.

---

**ANR3190E** Node *node name* on server *server name* uses a different primary server for replication.

**Explanation:** When you issued the REPLICATE NODE command, the server attempted to replicate a node to another server. However, the other server already has a replica of the node from a different primary server.

**System action:** The replication of the node fails. Server operation continues.

**User response:** Issue the RENAME NODE command to rename the node, or issue the REMOVE REPLNODE command to remove the node from replication with the current primary server.

---

**ANR3191E** Command: The CONTAINER storage type can only be used with a POOLTYPE of PRIMARY.

**Explanation:** An attempt is made to define a POOLTYPE using a storage type of CONTAINER. Storage pools with a POOLTYPE other than PRIMARY can only be assigned to storage pools with a DEVCLASS storage type.

**System action:** The server does not process the command.

**User response:** Reissue the command specifying a sequential device class or omitting the POOLTYPE.

---

**ANR3192I** Replicate Node: Proxy agent nodes replicated: *proxy nodes replicated of proxy nodes found* identified. Associated authorized nodes replicated: *authorized nodes replicated of authorized nodes found* identified. Client option sets replicated: *option sets replicated of option sets found* identified.

**Explanation:** The replication process has completed. The meanings of the numbers are:

- Proxy agent nodes are the number of nodes which are identified as proxy agents for any of the nodes specified in the REPLICATE NODE command.
- Associated authorized nodes are the number of nodes referenced in file space authorization rules of any of the nodes specified in the REPLICATE NODE command.
- Client option sets are the number of option sets which are referenced by any of the nodes specified in the REPLICATE NODE command.

**System action:** None.

**User response:** None.

---

**ANR3193I** Replication Preview: Proxy agent nodes identified: *proxy nodes found*. Associated authorized nodes identified: *authorized nodes found*. Client option sets identified: *option sets found*.

**Explanation:** The preview replication process has completed. The meanings of the numbers are:

- Proxy agent nodes are the number of nodes which are identified as proxy agents for any of the nodes specified in the REPLICATE NODE command.
- Associated authorized nodes are the number of nodes referenced in file space authorization rules of any of the nodes specified in the REPLICATE NODE command.
- Client option sets are the number of option sets which are referenced by any of the nodes specified in the REPLICATE NODE command.

**System action:** None.

**User response:** None.

---

**ANR3194I** Identified node *associated replication node* as a proxy agent for replicated node *reference node*

**Explanation:** The preview replication process has completed. The server has identified an associated proxy agent node referenced by a replicated node. The proxy agent node definition will be replicated if the referencing node is replicated.

**System action:** Server operations continue.

**User response:** None.

---

**ANR3195I** Identified node *associated replication node* which is referenced in a file space authorization rule for replicated node *reference node*

**Explanation:** The preview replication process has completed. The server has identified an associated replication node that is referenced in a file space authorization rule of a replicated node. The associated node definition will be replicated if the referencing node is replicated.

**System action:** Server operations continue.

**User response:** None.

---

**ANR3196E** Communication error occurred on Session *session number* during import from (*communication method communication address*).

**Explanation:** A communication error occurred during import from another server.

**System action:** The import process is ended.

**User response:** Determine the cause of the

communication error and retry the import.

---

**ANR3197W** *command: Replication of authorization rule failed for node *node name*, filesystem *filesystem id* on target server *target server* - a duplicate rule exists on the target server.*

**Explanation:** A file space authorization rule on this server could not be replicated to the target server because an identical rule already exists on the target server.

**System action:** Server operation continues.

**User response:** A file space which is being replicated contains an authorization rule that exists on both the source and target servers. Determine which authorization rule should be used on the target server using the QUERY ACCESS command of the IBM Spectrum Protect client. Once you have decided which authorization rule to use, delete the unneeded authorization rule using the DELETE ACCESS command of the IBM Spectrum Protect client.

---

**ANR3198E** *command: The server *server name* definition could not be retrieved. The database is in an inconsistent state.*

**Explanation:** An error occurred while accessing the server information.

**System action:** The command fails.

**User response:** For details and instructions to resolve the issue, see Technote 1598476 at <http://www.ibm.com/support/entry/portal/>. Type 1598476 in the Search field.

---

**ANR3199I** *Server halt for stage *stage* initiated at *time*.*

**Explanation:** The server HALT processing is being performed and each stage is reported with the time when that stage was initiated.

**System action:** None.

**User response:** This message may not be logged to the activity log. It is provided for informational purposes only. The stages reported are for informational purposes and only to denote progress. The sequence and actual stages to be performed during halt may vary and as such will cause this not to always report in the same fashion. The primary consideration is that the INIT stage and the COMPLETE stage can be used to calculate the time used to halt the server. These messages are only displayed if the halt command is issued with the verbose parameter such as: "HALT VERBOSE".

---

**ANR3200E** *command: Command cannot be executed - domain *domain name* is a managed object.*

**Explanation:** The specified command cannot be executed because it would alter the contents of the indicated managed domain. With the exception of policy set activation, a managed domain can only be modified using configuration information propagated from the configuration manager.

**System action:** The command fails and server operation continues.

**User response:** None.

---

**ANR3201E** *command: Domain *domain name* is a managed object and cannot be deleted.*

**Explanation:** The indicated domain is a managed object and cannot be deleted on the managed server.

**System action:** The command fails and server operation continues.

**User response:** To delete this object, you can delete the subscription to the configuration profiles with which domain *domain name* is associated.

---

**ANR3202E** *command: Domain *domain name* is a managed object and cannot be updated.*

**Explanation:** The indicated domain is a managed object and cannot be updated on the managed server.

**System action:** The command fails and server operation continues.

**User response:** To update this object, you can delete the subscription to the configuration profiles with which domain *domain name* is associated.

---

**ANR3203E** *command: Policy set *set name* in domain *domain name* is a managed object and cannot be deleted.*

**Explanation:** The indicated policy set is a managed object and cannot be deleted on the managed server.

**System action:** The command fails and server operation continues.

**User response:** To delete this object, you can delete the subscription to the configuration profiles with which domain *domain name* is associated.

---

**ANR3204E** *command: Policy set *set name* in domain *domain name* is a managed object and cannot be updated.*

**Explanation:** The indicated policy set is a managed object and cannot be updated on the managed server.

**System action:** The command fails and server operation continues.

**User response:** To update this object, you can delete the subscription to the configuration profiles with which domain *domain name* is associated.

---

**ANR3205E** *command: Management class class name in domain domain name, policy set set name is a managed object and cannot be deleted.*

**Explanation:** The indicated management class is a managed object and cannot be deleted on the managed server.

**System action:** The command fails and server operation continues.

**User response:** To delete this object, you can delete the subscription to the configuration profiles with which domain *domain name* is associated.

---

**ANR3206E** *command: Management class class name in domain domain name, policy set set name is a managed object and cannot be updated.*

**Explanation:** The indicated management class is a managed object and cannot be updated on the managed server.

**System action:** The command fails and server operation continues.

**User response:** To update this object, you can delete the subscription to the configuration profiles with which domain *domain name* is associated.

---

**ANR3207E** *command: Backup copy group group name in domain domain name, policy set set name, management class class name is a managed object and cannot be deleted.*

**Explanation:** The indicated backup copy group is a managed object and cannot be deleted on the managed server.

**System action:** The command fails and server operation continues.

**User response:** To delete this object, you can delete the subscription to the configuration profiles with which domain *domain name* is associated.

---

**ANR3208E** *command: Archive copy group group name in domain domain name, policy set set name, management class class name is a managed object and cannot be deleted.*

**Explanation:** The indicated archive copy group is a managed object and cannot be deleted on the managed server.

**System action:** The command fails and server operation continues.

**User response:** To delete this object, you can delete the subscription to the configuration profiles with which domain *domain name* is associated.

---

**ANR3209E** *command: Backup copy group group name in domain domain name, policy set set name, management class class name is a managed object and cannot be updated.*

**Explanation:** The indicated backup copy group is a managed object and cannot be updated on the managed server.

**System action:** The command fails and server operation continues.

**User response:** To update this object, you can delete the subscription to the configuration profiles with which domain *domain name* is associated.

---

**ANR3210E** *command: Archive copy group group name in domain domain name, policy set set name, management class class name is a managed object and cannot be updated.*

**Explanation:** The indicated archive copy group is a managed object and cannot be updated on the managed server.

**System action:** The command fails and server operation continues.

**User response:** To update this object, you can delete the subscription to the configuration profiles with which domain *domain name* is associated.

---

**ANR3211E** *command: Client schedule schedule name in domain domain name is a managed object and cannot be deleted.*

**Explanation:** The indicated client schedule is a managed object and cannot be deleted on the managed server.

**System action:** The command fails and server operation continues.

**User response:** To delete this object, you can delete the subscription to the configuration profiles with which domain *domain name* is associated.

---

**ANR3212E** *command: Client schedule schedule name in domain domain name is a managed object and cannot be updated.*

**Explanation:** The indicated client schedule is a managed object and cannot be updated on the managed server.

**System action:** The command fails and server operation continues.

**User response:** To update this object, you can delete the subscription to the configuration profiles with

which domain *domain name* is associated.

---

**ANR3213E** *command: Administrative schedule*  
*schedule name is a managed object and*  
*cannot be deleted.*

**Explanation:** The indicated administrative schedule is a managed object and cannot be deleted on the managed server.

**System action:** The command fails and server operation continues.

**User response:** To delete this object, you can delete the subscription to the configuration profiles with which the object is associated.

---

**ANR3214E** *command: Administrative schedule*  
*schedule name is a managed object and*  
*cannot be updated, except to activate or*  
*deactivate the schedule.*

**Explanation:** The indicated administrative schedule is a managed object and cannot be updated on the managed server, except to change the active state of the schedule.

**System action:** The command fails and server operation continues.

**User response:** To update this object, you can delete the subscription to the configuration profiles with which the object is associated.

---

**ANR3215W** *Managed domain* *domain name* **contains at least one node and cannot be discarded.**

**Explanation:** This message is issued while processing a DELETE SUBSCRIPTION command with DISCARDOBJECTS=YES. The indicated domain cannot be discarded on the managed server because it still contains one or more nodes.

**System action:** Domain *domain name* is not deleted. Policy sets, management classes, copy groups, and client schedules belonging to this domain are also not deleted.

**User response:** Before this domain can be deleted, nodes in the domain must be removed or assigned another domain.

---

**ANR3216W** *Managed administrative schedule*  
*schedule name is active and cannot be*  
*discarded.*

**Explanation:** This message is issued while processing a DELETE SUBSCRIPTION command with DISCARDOBJECTS=YES. The indicated administrative schedule cannot be discarded on the managed server because it is in the active state.

**System action:** Administrative schedule *schedule name* is not deleted.

**User response:** Before this administrative schedule can be deleted, it must be deactivated using the Update Schedule command.

---

**ANR3217E** *command: Administrator* *administrator*  
*name is a managed object and cannot be*  
*removed.*

**Explanation:** The indicated administrator is a managed object and cannot be removed on the managed server.

**System action:** The command fails and server operation continues.

**User response:** To remove this administrator, you can delete the subscription to the configuration profiles with which the object is associated.

---

**ANR3218E** *command: Administrator* *administrator*  
*name is a managed object and cannot be*  
*updated.*

**Explanation:** The indicated administrator is a managed object and cannot be updated on the managed server.

**System action:** The command fails and server operation continues.

**User response:** To update this administrator, you can delete the subscription to the configuration profiles with which the object is associated.

---

**ANR3219E** *command: Administrator* *administrator*  
*name is a managed object and cannot be*  
*renamed.*

**Explanation:** The indicated administrator is a managed object and cannot be renamed on the managed server.

**System action:** The command fails and server operation continues.

**User response:** To rename this administrator, you can delete the subscription to the configuration profiles with which the object is associated.

---

**ANR3220E** *command: Administrator* *administrator*  
*name is a managed object - authority*  
*cannot be granted.*

**Explanation:** The indicated administrator is a managed object. Authority cannot be granted to this administrator on the managed server.

**System action:** The command fails and server operation continues.

**User response:** To grant authority to this administrator, you can delete the subscription to the



configuration profiles with which the object is associated.

---

**ANR3221E** *command: Administrator administrator name is a managed object - authority cannot be revoked.*

**Explanation:** The indicated administrator is a managed object. Authority of this administrator cannot be revoked on the managed server.

**System action:** The command fails and server operation continues.

**User response:** To revoke authority of this administrator, you can delete the subscription to the configuration profiles with which the object is associated.

---

**ANR3222W** *Managed administrator administrator name is the only system administrator and cannot be discarded.*

**Explanation:** This message is issued while processing a DELETE SUBSCRIPTION command with DISCARDOBJECTS=YES. The indicated administrator cannot be discarded on the managed server because it is the only system administrator.

**System action:** Administrator *administrator name* is not deleted.

**User response:** Before this administrator can be deleted, another administrator must be given system authority.

---

**ANR3223W** *Managed administrator administrator name is currently accessing the server and cannot be discarded.*

**Explanation:** This message is issued while processing a DELETE SUBSCRIPTION command with DISCARDOBJECTS=YES. The indicated administrator cannot be discarded on the managed server because it has an active session with the server.

**System action:** Administrator *administrator name* is not deleted.

**User response:** Quit or cancel all sessions for this administrator before discarding the administrator definition.

---

**ANR3224E** *command: Command script command script name is a managed object and cannot be deleted.*

**Explanation:** The indicated command script is a managed object and cannot be deleted on the managed server.

**System action:** The command fails and server operation continues.

**User response:** To delete this script, you can delete the subscription to the configuration profiles with which the object is associated.

---

**ANR3225E** *command: Command script command script name is a managed object and cannot be updated.*

**Explanation:** The indicated command script is a managed object and cannot be updated on the managed server.

**System action:** The command fails and server operation continues.

**User response:** To update this script, you can delete the subscription to the configuration profiles with which the object is associated.

---

**ANR3226E** *command: Command script command script name is a managed object and cannot be renamed.*

**Explanation:** The indicated command script is a managed object and cannot be renamed on the managed server.

**System action:** The command fails and server operation continues.

**User response:** To rename this script, you can delete the subscription to the configuration profiles with which the object is associated.

---

**ANR3227E** *command: Option set optionset name is a managed object and cannot be deleted.*

**Explanation:** The indicated option set is a managed object and cannot be deleted on the managed server.

**System action:** The command fails and server operation continues.

**User response:** To delete this option set, you can delete the subscription to the configuration profiles with which the object is associated.

---

**ANR3228E** *command: Option set optionset name is a managed object and cannot be updated.*

**Explanation:** The indicated option set is a managed object and cannot be updated on the managed server.

**System action:** The command fails and server operation continues.

**User response:** To update this option set, you can delete the subscription to the configuration profiles with which the object is associated.

---

**ANR3229E** *command:* **Command cannot be executed - option set *optionset name* is a managed object.**

**Explanation:** The specified command cannot be executed because it would alter the contents of the indicated managed option set.

**System action:** The command fails and server operation continues.

**User response:** None.

---

**ANR3230E** *command:* **Server group *group name* is a managed object and cannot be deleted.**

**Explanation:** The indicated server group is a managed object and cannot be deleted on the managed server.

**System action:** The command fails and server operation continues.

**User response:** To delete this server group, you can delete the subscription to the configuration profiles with which the object is associated.

---

**ANR3231E** *command:* **Server group *group name* is a managed object and cannot be updated.**

**Explanation:** The indicated server group is a managed object and cannot be updated on the managed server.

**System action:** The command fails and server operation continues.

**User response:** To update this server group, you can delete the subscription to the configuration profiles with which the object is associated.

---

**ANR3232E** *command:* **Server group *group name* is a managed object and cannot be renamed.**

**Explanation:** The indicated server group is a managed object and cannot be renamed on the managed server.

**System action:** The command fails and server operation continues.

**User response:** To rename this server group, you can delete the subscription to the configuration profiles with which the object is associated.

---

**ANR3233E** *command:* **Command cannot be executed - server group *group name* is a managed object.**

**Explanation:** The specified command cannot be executed because it would alter the membership of the indicated managed server group.

**System action:** The command fails and server operation continues.

**User response:** None.

---

**ANR3234E** *command:* **Server *server name* is a managed object and cannot be deleted.**

**Explanation:** The indicated server is a managed object and cannot be deleted on the managed server.

**System action:** The command fails and server operation continues.

**User response:** To delete this object, you can delete the subscription to the configuration profiles with which the object is associated.

---

**ANR3235E** *command:* **Server *server name* is a managed object - one or more specified attributes cannot be updated.**

**Explanation:** Because the indicated server is a managed object, certain attributes cannot be updated on the managed server. These attributes are: SERVERPASSWORD, HLADDRESS, LLADDRESS, COMMMETHOD, DESCRIPTION, URL, and ALLOWREPLACE.

**System action:** The command fails and server operation continues.

**User response:** You can restrict the update to attributes that can be updated on the managed server. For example, the PASSWORD, NODENAME, FORCESYNC, and DELGRACEPERIOD attributes can be updated, even if the server is a managed object. Alternatively, you can delete the subscription to the configuration profiles with which the object is associated, so that the server is no longer a managed object.

---

**ANR3236W** **Server *server name* is currently in use and cannot be discarded.**

**Explanation:** This message is issued while processing a DELETE SUBSCRIPTION command with DISCARDOBJECTS=YES. The indicated server cannot be discarded on the managed server because *server name* is in use. This could occur if the managed server has an active connection to *server name* or if the managed server has a device class with DEVTYPE=SERVER that refers to *server name*.

**System action:** Server *server name* is not deleted.

**User response:** Before *server name* can be deleted, the managed server must not have a connection to that server and the managed server cannot have any device-class references to that server.

---

**ANR3237W** **Server *server name* is the event server and cannot be discarded.**

**Explanation:** This message is issued while processing a DELETE SUBSCRIPTION command with DISCARDOBJECTS=YES. The indicated server cannot be discarded because it is the event server for the managed server.

**System action:** Server *server name* is not deleted.

**User response:** Before *server name* can be deleted, the DELETE EVENTSERVER command must be used to remove the event server reference to *server name*.

---

**ANR3238E** *command:* **This object cannot be renamed because it is associated with one or more configuration profiles.**

**Explanation:** This message is issued on a configuration manager when an attempt is made to rename an object that is associated with one or more configuration profiles. Associated objects cannot be renamed because the enterprise configuration facility does not support renaming of objects.

**System action:** The command fails and server operation continues.

**User response:** If you must change the object name you can delete the object, define it with a new name, and then define a profile association to the new object (unless a wildcard profile association already exists). This will cause the object to be deleted and re-defined on managed servers with subscriptions to the profiles with which this object is associated.

---

**ANR3239E** *Error rc* **while creating device class** *device class*.

**Explanation:** This message is issued when a device class could not be created, because there was an error while processing the device configuration file.

**System action:** The command fails.

**User response:** Look in the device configuration file for errors, and look at the activity log for any previous error messages that might help determine the location of these errors in the device configuration file.

---

**ANR3240W** *The device class* *device class* **only has** *number of drives* **drives while the number of streams requested is** *number of streams*.

**Explanation:** This message is issued when a the NUMSTREAM parameter is being specified with a value higher than the number of drives available to the device class.

**System action:** The command continues.

**User response:** The value will be updated as requested. If the number of drives available at the time the database backup is attempted is less than the number of streams, the database backup will be performed using the number of online drives as the number of streams. For example, if the number of available drives is 2 but the NUMSTREAM value had been set to 4, than the database backup will be done using only 2 streams.

---

**ANR3241W** *The value specified for server option* *option 1* **is ignored due to the setting of** *option* *option 2*.

**Explanation:** The value specified for the first option is ignored because the second option takes precedence.

**System action:** The default value of the option is used. Server operation continues.

**User response:** Modify the values for one or both of the server options so that they no longer conflict. Restart the server.

---

**ANR3242E** *command:* **Replication server** *server Name* **is currently being deleted by a** **REMOVE REPLSERVER** **command.**

**Explanation:** When you issue the REMOVE REPLSERVER command, the replication server that you specify to remove is already in the process of being deleted as a result of a previous REMOVE REPLSERVER command.

**System action:** The command is stopped by the server.

**User response:** Issue the QUERY REPLSERVER command to verify the current status of the replication server. Verify that the replication GUID specified is correct for the server you are deleting.

---

**ANR3243E** *command:* **Replication server** *server Name* **is currently being deleted by a previous** **REMOVE REPLSERVER** **command.**

**Explanation:** When you issue the REPLICATE NODE command, the default replication server is already in the process of being deleted as a result of a previous REMOVE REPLSERVER command.

**System action:** The command is stopped by the server.

**User response:** Issue the QUERY REPLSERVER command to verify the current status of the replication server. Update the default replication server with the SET REPLSERVER command.

---

**ANR3244E** *Session* *session number* **for server** *server name* **error - replication server is** **currently being deleted by a previous** **REMOVE REPLSERVER** **command.**

**Explanation:** At the start of a REPLICATE NODE process on a target server, the replication server is already in the process of being deleted on the target server as a result of a previous REMOVE REPLSERVER command.

**System action:** The command is stopped by the server.

**User response:** Issue the QUERY REPLSERVER

command to verify the current status of the replication server. Update the default replication server with the SET REPLSERVER command.

---

**ANR3245W** Session *session number* for node *node name (client platform)* - no failover connection information found for server *server name*.

**Explanation:** During client sign-on, there was no failover server connection information stored. This is caused when you issue the REMOVE REPLSERVER command on the failover server that is defined in the associated node definition. No change is made to the stored failover server connection information in the client option file. The client will fail over to the last known failover server.

**System action:** Server operation continues.

**User response:** No action is needed if the failover server in the client option file is still valid. Replicate the node to the default target replication server in order to update the node's failover server.

---

**ANR3246W** Process *process ID* skipped *Num Files* files on volume *Volume name* because the files have been deleted.

**Explanation:** Some of the files that were encountered during the move operation were skipped because they have already been deleted.

**System action:** The operation skips the files without making copies and continues.

**User response:** None.

---

**ANR3247W** Process *process ID* skipped *Num Files* files on volume *Volume name* because of pending fragments.

**Explanation:** Some of the files that were encountered during the move operation were skipped because they contained pending fragments.

Large files that are stored in deduplication-enabled storage pools are split into smaller pieces or fragments for performance reasons. When fragments are copied or moved to another storage pool, they are marked pending until all fragments that comprise the file arrive at the target storage pool. The pending state is removed from the fragments once all fragments have been successfully moved.

**System action:** The operation skips the files without making copies and continues.

**User response:** Server processes such as BACKUP STGPPOOL, MOVE DATA, MOVE NODEDATA and storage pool migration can result in fragments being marked as pending. You can issue the QUERY PROCESS command to see whether any of the processes are running. If so, retry the operation at a

later time when the fragments are not pending.

---

**ANR3248W** Process *process ID* skipped *Num Files* files on volume *Volume name* because it was unable to lock all segments.

**Explanation:** The files were skipped because the process was unable to lock all segments of the files.

**System action:** The operation skips the files without making copies and continues.

**User response:** Retry the operation.

---

**ANR3249W** The process *desc process* with process ID *process id* is canceled by the process monitor.

**Explanation:** The process is canceled because the mount wait time for the input or output volume has exceeded the mount wait limit that is set through the MOUNTWAITRESOURCELIMIT server option. Either there is a problem with a mount point, or the mount wait limit is set too low.

**System action:** Server operation continues.

**User response:** Check the setting for the MOUNTWAITRESOURCELIMIT server option and increase the value. If the problem persists with a higher value, contact your service representative.

---

**ANR3250E** Command: Directory *directory* is not defined in storage pool *storage pool*.

**Explanation:** A nonexistent storage pool directory is specified for the issued command.

**System action:** The server does not process the command.

**User response:** Reissue the command with a valid storage pool directory. If you are using the MACRO command to define and update the storage pool directory, you must ensure that the DEFINE STGPOOLDIRECTORY command is committed before the UPDATE STGPOOLDIRECTORY command is issued.

---

**ANR3251E** Command: Storage pool *stgpool name* is not a container storage pool.

**Explanation:** The storage pool specified is invalid for the command.

**System action:** The server does not process the command.

**User response:** Reissue the command with a valid storage pool. Only container storage pools may be used with STGPOOLDIRECTORY commands.

---

**ANR3252E** *Command: Directory **directory** is already defined in storage pool **storage pool**.*

**Explanation:** An already existing storage pool directory is specified for the issued command.

**System action:** The server does not process the command.

**User response:** Reissue the command with a valid, unique storage pool directory.

---

**ANR3253W** *A client operation that was started by schedule **schedule name** is running longer than the maximum run time expected for client **node name**.*

**Explanation:** When you defined or updated the schedule, you set a maximum run time for client operations that are associated with the schedule. Alternatively, in the Operations Center, you set an end time for the client operations. A client operation started as scheduled, but the operation is running after the end time or for longer than the maximum run time.

**System action:** The server issues this warning message, and the client operation continues.

**User response:** None.

---

**ANR3254I** *Storage pool directory **storage pool directory name** was defined in storage pool **stgpool name**.*

**Explanation:** A DEFINE STGPOOLDIRECTORY command has created the storage pool directory indicated of the storage pool shown.

**System action:** None.

**User response:** None.

---

**ANR3255I** *Storage pool directory **storage pool directory name** deleted.*

**Explanation:** A DELETE STGPOOLDIRECTORY command has deleted the storage pool directory indicated.

**System action:** None.

**User response:** None.

---

**ANR3256I** *Storage pool directory **storage pool directory name** updated.*

**Explanation:** An UPDATE STGPOOLDIRECTORY command has updated the storage pool directory indicated.

**System action:** None.

**User response:** None.

---

**ANR3257W** *command: Filespace identifier **fsId** is not defined for node **node name**.*

**Explanation:** A filesystem identifier specified in the REPLICATE NODE command is not defined for the indicated node.

**System action:** The replication operation continues for any other valid filesystem identifiers specified.

**User response:** Use the QUERY FILESPACE command to verify the list of filesystem identifiers provided in the REPLICATE NODE command.

---

**ANR3258E** *Command: Device class **device class name** has a device type of SERVER and the source server name is the same as the target.*

**Explanation:** The specified device class has a device type of SERVER and the source and target server names are the same. IBM Spectrum Protect server database backups cannot be restored from virtual volumes that are on the same IBM Spectrum Protect server that was used to complete the backups.

**System action:** Processing stops.

**User response:** Ensure that the virtual volumes are not on the IBM Spectrum Protect server that is being backed up and that the names of the source and target servers are unique.

---

**ANR3259W** *Session **session number** for node **node name (client platform)** refused - **\$\$\_TSMDBMGR\_\$\$** node from an untrusted system is not allowed.*

**Explanation:** The server refuses the specified client session because node **\$\$\_TSMDBMGR\_\$\$** is allowed only from the trusted system for IBM Spectrum Protect database backup or restore.

**System action:** Server processing continues.

**User response:** Use **\$\$\_TSMDBMGR\_\$\$** node from the trusted system for IBM Spectrum Protect database backup or restore.

---

**ANR3260E** *Database backup terminated due to a page validation failure that occurred during a backup - DB2 sqlcode **sqlcode** sqlerrmc **sqlerrmc**. This might indicate corruption in the database, requiring a database restore or other repair action to correct.*

**Explanation:** A page validation error was detected by DB2 and the error caused the database backup to fail.

**System action:** If a full database backup was in progress to free space in the archive log directory, take one of the following actions:

- Increase the amount of space in the archive log directory.
- Use the ARCHFAILOVERLOGDIRECTORY option to specify a failover archive log directory in which the server can store log files that cannot be stored in the archive log directory.

For assistance in diagnosing and repairing any database corruption, contact IBM Software Support.

---

**ANR3261W** An automatic full or incremental database backup will be started. The active log space used is *log space used is megabytes*, and the active log space available is *log space available megabytes*. The ratio, *active log used ratio*, exceeds the threshold *log utilization threshold*.

**Explanation:** When the active log space used exceeds the log utilization threshold, a database backup is started. If there has been at least one full database backup, the backup is an incremental database backup. Otherwise, a full database backup is started.

**System action:** None.

**User response:** None.

---

**ANR3262W** A full database backup might be required. The last log number used is *last log used* and the first log number used is *first log used*. The log file size is *log file size megabytes*. The maximum log file size is *maximum log file size megabytes*.

**Explanation:** When the log space used since the last database backup exceeds the maximum log file size, either a full database backup is required, or the maximum log file size must be increased.

**System action:** None.

**User response:** None.

---

**ANR3263E** Command: The CLOUD storage type can only be used with a POOLTYPE of PRIMARY.

**Explanation:** An attempt is made to define a POOLTYPE using a storage type of CLOUD. Storage pools with a POOLTYPE other than PRIMARY can only be assigned to storage pools with a DEVCLASS storage type.

**System action:** The server does not process the command.

**User response:** Reissue the command specifying a sequential device class or omitting the POOLTYPE.

---

**ANR3264W** A full database backup is needed. The active log space used is *log space used is megabytes*, and the active log space available is *log space available megabytes*. The ratio, *active log used ratio*, exceeds the threshold *log utilization threshold*.

**Explanation:** When the active log space used exceeds the log utilization threshold, a database backup is needed.

**System action:** None.

**User response:** None.

---

**ANR3265W** A full database backup will be started. The archive log space used is *archive log%* and the archive log space used threshold is *arch log threshold%*.

**Explanation:** When the archive log space used exceeds the threshold, a full database backup will be started.

**System action:** None.

**User response:** None.

---

**ANR3266E** Replication of node *node name* to target replication server *target server* failed. The reason is that a required policy domain is not defined on the target server.

**Explanation:** If you plan to replicate a node, but the node does not exist on the target server, you must ensure that an appropriate policy domain is defined for the node on the target server.

**System action:** The data that belongs to the node was not replicated, but server operations continue.

**User response:** To replicate the node, take one of the following actions:

- Define the policy domain that is used for the node on the source server to the target server.
- Define the STANDARD policy domain on the target server.

Then, restart the node replication process.

---

**ANR3267E** The storage pool *stgpool name* cannot be defined as a container storage pool with this operating system.

**Explanation:** The command cannot be processed on this operating system.

**System action:** The server does not process the command.

**User response:** Use an operating system that is compatible with IBM Spectrum Protect to issue the command. For information about operating systems that are supported by IBM Spectrum Protect, see technote 1243309 "Overview - IBM Spectrum Protect

Supported Operating Systems" (<http://www-01.ibm.com/support/docview.wss?uid=swg21243309>).

---

**ANR3268W** *Storage pool directory* *storage pool directory name* **access failed.**

**Explanation:** The server was unable to access the specified storage pool directory. Either the file system is not available or permissions to the storage pool directory prevent access.

**System action:** The server does not process the command.

**User response:** Verify that the underlying file system is mounted correctly and is available. Verify that the server has full access permissions to the storage pool directory.

---

**ANR3269E** *Command: Storage pool access mode for pool* *pool name* **cannot be changed from UNAVAILABLE because the master encryption key is not available.**

**Explanation:** The storage pool access mode cannot be changed because the pool is encrypted or contains encrypted data, and the server master encryption key is not available.

**System action:** The server does not process the command.

**User response:** Review the activity log for errors related to either the server master encryption key or the server password file. Correct any problems that prevent the master encryption key being read from the server password file. If necessary, rename the server key database, dsmkeydb.kdb, and its password stash file, dsmkeydb.sth, and recover an earlier version of the key database from a backup. Restart the server. Reissue the UPDATE STGPOOL command to change the storage pool ACCESS setting.

---

**ANR3270E** *Command: Unsupported option - option*

**Explanation:** The command shown specifies a client option for a client option set, which is no longer supported.

**System action:** The server does not process the command.

**User response:** Reissue the command with a valid client option.

---

**ANR3271W** *Command: Deprecated option - option*

**Explanation:** The command shown specifies a deprecated client option for a client option set. While the specified option will be processed, it will be made obsolete at a future date.

**System action:** The server processes the command.

**User response:** Be prepared to remove the client option from the client option set in the future.

---

**ANR3272E** *Server* *server name* **does not support replication using fasp as the transfer method.**

**Explanation:** In response to a REPLICATE command, the server attempted to establish a connection to the replication target. But the target server does not support fasp as the transfer method.

**System action:** Server operation continues. The replication fails.

**User response:** Make sure the replication target is at the correct maintenance level and verify that the globally unique ID (GUID) of the target server is properly set. Use the tivguid utility to set the GUID if not properly set.

---

**ANR3273I** *Using Active Directory Domain LDAP DN for LDAP Authentication.*

**Explanation:** The Active Directory Domain was determined from the LDAP server base context.

**System action:** Server operation continues.

**User response:** None.

---

**ANR3274I** *Running in LDAP Legacy Mode.*

**Explanation:** The Server is running in LDAP Legacy Mode which requires an LDAP Administrator ID and an Organizational Unit which is specific to the server.

**System action:** Server operation continues.

**User response:** None.

---

**ANR3275I** *Running in LDAP Integrated Mode.*

**Explanation:** The Server is running in LDAP Integrated Mode which allows existing LDAP users to be registered to the server while managed through the LDAP server.

**System action:** Server operation continues.

**User response:** None.

---

**ANR3276I** *The server starts one or more background processes to update the database entries for data that is stored in the storage pool directory* *storage pool directory name.*

**Explanation:** Processes have been started in the background to update a stgpool.dir.

**System action:** None.

**User response:** None.

---

**ANR3277E** *Command: Storage rule rule is already defined.*

**Explanation:** An existing storage rule is specified for the command.

**System action:** The server does not process the command.

**User response:** Reissue the command with a valid, unique storage rule name.

---

**ANR3278I** *Storage rule storage rule was defined.*

**Explanation:** A DEFINE STGRULE command has created the storage rule indicated.

**System action:** None.

**User response:** None.

---

**ANR3279E** *Command: Storage pool pool is already in use for another storage rule.*

**Explanation:** A storage rule exists for the specified storage pool.

**System action:** The server does not process the command.

**User response:** Reissue the command with a valid, unique source storage pool.

---

**ANR3280I** *Storage rule rule name deleted.*

**Explanation:** A DELETE STGRULE command has deleted the storage rule indicated.

**System action:** None.

**User response:** None.

---

**ANR3281E** *Command: Storage rule rule name is not defined.*

**Explanation:** The storage rule name that is specified for the command does not exist.

**System action:** The server does not process the command.

**User response:** Reissue the command with a valid storage rule name.

---

**ANR3282I** *Storage Rule rule name updated.*

**Explanation:** The storage rule was updated by the UPDATE STGRULE command.

**System action:** None.

**User response:** None.

---

**ANR3283E** *Storage Rule rule name deletion failed because process is currently active.*

**Explanation:** The storage rule deletion failed because there is currently an active process.

**System action:** The storage rule deletion fails.

**User response:** Try again when the storage rule is not running.

---

**ANR3284W** *Tiering process process ID terminated for storage pool storage pool name - duration exceeded.*

**Explanation:** During a storage pool tiering action for the indicated storage pool, a process performing the tiering has been terminated because the tiering duration has exceeded.

**System action:** The tiering process is terminated.

**User response:** None.

---

**ANR3285W** *GSKit version GSKit version is below the minimum supported version of minimum GSKit version.*

**Explanation:** The version of the IBM Global Security Kit (GSKit) libraries that is in use by the server is below the minimum supported version. Unexpected errors might occur as a result of using down-level GSKit libraries.

**System action:** Server operation continues.

**User response:** Review the instructions in IBM Knowledge Center for creating a server instance. Verify that the library path was modified to use the version of GSKit that is installed with the server.

---

**ANR3300W** *The FILELIST file named list file name does not contain any valid directories.*

**Explanation:** The server detected that the FILELIST file does not contain any valid directories.

**System action:** The RESTORE DB operation fails.

**User response:** Update the FILELIST file to include at least one valid directory.

---

**ANR3301E** *The EXTEND DBSPACE failed because database backup processing is active.*

**Explanation:** The database backup and EXTEND DBSPACE processing are in conflict and cannot be active simultaneously.

**System action:** The EXTEND DBSPACE operation failed and is terminated.

**User response:** Rerun the EXTEND DBSPACE after the database backup completes.



---

**ANR3302E    The database backup failed because  
EXTEND DBSPACE processing is active.**

**Explanation:** The database backup and EXTEND DBSPACE processing are in conflict and cannot be active simultaneously.

**System action:** The database backup operation failed and is terminated.

**User response:** Rerun the database backup after EXTEND DBSPACE processing completes.

---

**ANR3335W    Unable to distribute certificate to *ld* for  
session *session number*.**

**Explanation:** An SSL certificate could not be distributed to the requesting server, node or administrator because the value of the associated SESSIONSECURITY parameter is set to STRICT.

For server-to-server sessions, each server must have the certificate of the partner server in the server key database. Nodes and administrators must have the certificates for each server to which they connect. Certificates are distributed automatically, but are subject to restrictions that are specified by the SESSIONSECURITY parameter.

**System action:** The requested certificate is not delivered. Operations that require the certificate might fail.

**User response:** Manually add the certificate to the key database of the requesting server. For information about configuring SSL connections, see the instructions in IBM Knowledge Center. To verify security settings, issue one of the following commands: QUERY ADMIN adminname F=D QUERY NODE nodename F=D QUERY SERVER servername F=D

---

**ANR3336W    Default certificate labeled *Label* in key  
data base is down level.**

**Explanation:** The default label in the key data base is down level.

**System action:** Consider updating default certificate to a more secure certificate.

**User response:** None.

---

**ANR3337I    Option *option value* added to server  
options file.**

**Explanation:** The indicated option and value were written to the server options file as part of the set of options needed to secure communication at TLS level 1.2 or higher. When the server key data base is created, this set of options is written to the server options file; These options are in effect immediately, as part of the startup process.

**System action:** Server operation continues.

---

**User response:** All clients contacting the server after the server comes up and which use SSL/TLS communications should be configured to use TLS 1.2. Clients using the server self-signed certificate should have the server exported certificate file, cert256.arm added to their key data base. If TLS 1.2 is not suitable for SSL communications, the following options in the server options file should be modified: SSLTLS12 (if present), SSLDISABLELEGACYTLS, and SSLHIDELEGACYTLS should be changed to NO. You may also have to change the default label in the server's key data base, if using self-signed certificates, to "TSM Server SelfSigned Key".

---

**ANR3338E    Session with node or system at address  
*hladdress* failed due to use of TLS at  
level *SSL Level* instead of TLS 1.2 or  
higher.**

**Explanation:** When the server or storage agent option SSLDISABLELEGACYTLS is set to YES, the server enforces a TLS level of 1.2 or higher. If TLS is at a level lower than 1.2 or if any level of SSL is used, the session fails. Likewise, if the SESSIONSECURITY setting for the entity (node, administrator, or server definition) is set to STRICT, then TLS 1.2 or higher is also required. If the SESSIONSECURITY parameter is set to TRANSITIONAL and the entity successfully authenticates by using TLS 1.2, that connection is remembered and the entity can no longer authenticate at a lower level.

**System action:** The session fails. Server or storage agent operation continues.

**User response:** Reconfigure the client or server to use TLS 1.2. Until the client or server that is receiving this message is using TLS 1.2, the server or storage agent will continue to reject the session.

---

**ANR3339I    Default Label in key data base is *Label*.**

**Explanation:** The default SSL label in the key data base is displayed.

**System action:** Server or storage agent operation continues.

**User response:** None.

---

**ANR3340W    The CLEANUP REPLGROUPS  
command failed or some records were  
skipped. Issue the command again to  
clean up orphan records.**

**Explanation:** The cleanup replgroups process may skip orphan records from being deleted. Some common reasons for this error are:

1. The node is currently replicating.
2. The cleanup replgroups process is cancelled.
3. Unexpected internal errors, which can be displayed the activity log.

**System action:** The command terminates.

**User response:** Review the activity log for errors. Correct the error and issue the command again.

---

**ANR3341I**    **Process *process ID* was started to decommission node *name*.**

**Explanation:** When you run the DECOMMISSION NODE command, a process is started to prepare the node for decommissioning and deactivating backup files for the node.

**System action:** The Decommission process can be canceled. Server operation continues.

**User response:** No action is required. However, you can query the process by using the QUERY PROCESS command: query process process\_number You can cancel the process by using the CANCEL PROCESS command: cancel process process\_number

---

**ANR3342I**    **The process of decommissioning a node was canceled.**

**Explanation:** The CANCEL PROCESS command was issued to end the process of decommissioning a node. The process will end shortly.

**System action:** The decommission process will end, but server operation continues.

**User response:** No action is required.

---

**ANR3344E**    **Command: An error occurred while deactivating data for node *name*.**

**Explanation:** An error occurred while deactivating backup files for the specified node.

**System action:** The DEACTIVATE DATA command is ended, but server operation continues.

**User response:** No action is required.

---

**ANR3345I**    **Process *process ID* was started to deactivate data for node *name*.**

**Explanation:** When you run the DEACTIVATE DATA command, a process begins to prepare the node for deactivation of its active backup files.

**System action:** The deactivation process can be canceled. Server operation continues.

**User response:** No action is required. However, you can query the process by using the QUERY PROCESS command: query process process\_number You can cancel the process by using the CANCEL PROCESS command: cancel process process\_number

---

**ANR3346I**    **A process to deactivate backup files for a node was canceled.**

**Explanation:** Cancellation is in progress. The process will end shortly.

**System action:** The process for deactivating backup files is ending, but server operation continues.

**User response:** No action is required.

---

**ANR3348E**    **Command: The process of deactivating data for node *name* failed.**

**Explanation:** An error occurred while deactivating backup files for the specified node.

**System action:** The DEACTIVATE DATA command is ended, but server operation continues.

**User response:** No action is required.

---

**ANR3349W**    **Command: This command will deactivate data. Active backup files that were created for the specified node on the deactivation date or earlier will be deactivated.**

**Explanation:** The DEACTIVATE DATA command deactivates backup files for a specified node.

**System action:** You will be prompted to continue, or to cancel the command.

**User response:** Enter 'Y' to continue or 'N' to end the command.

---

**ANR3350W**    **Locally defined domain *domain name* contains at least one node and cannot be replaced with a definition from the configuration manager.**

**Explanation:** During configuration refresh processing the indicated locally defined domain could not be replaced with a definition from the configuration manager. The domain definition was not replaced because the domain still contains one or more assigned nodes.

**System action:** Refresh processing continues, but this domain is not replaced. The system will attempt to replace the local domain during later configuration refresh operations.

**User response:** If you want existing nodes to be assigned to the domain from the configuration manager, you can temporarily assign them to another domain. After the domain definition has successfully been propagated from the configuration manager, reassign the nodes to the new domain. Alternatively, if you want to prevent further attempts to replace the local domain definition during configuration refresh processing, delete the subscription to the profiles with which domain *domain name* is associated.

---

**ANR3351W** **Managed domain** *domain name* **contains at least one node and cannot be deleted during configuration refresh processing.**

**Explanation:** During configuration refresh processing, the enterprise configuration facility attempted to remove the indicated domain because it has been deleted from the configuration manager or because the profile association no longer exists. The domain could not be deleted on the managed server because it still contains one or more nodes.

**System action:** Refresh processing continues, but this domain is not deleted. The system will attempt to delete the domain during later configuration refresh operations.

**User response:** Assign nodes in this domain to another domain. Alternatively, you can delete the subscription to the profiles with which domain *domain name* is associated.

---

**ANR3352I** **Locally defined domain** *domain name* **replaced during configuration refresh processing.**

**Explanation:** During configuration refresh processing, a local domain definition was replaced with a definition from the configuration manager. The system also deleted all policy sets, management classes, copy groups, and client schedules belonging to the locally defined domain and added definitions from the configuration manager.

**System action:** None.

**User response:** None.

---

**ANR3353I** **Managed domain** *domain name* **deleted during configuration refresh processing.**

**Explanation:** During configuration refresh processing, the indicated managed domain was removed from the managed server. This occurred either because the domain has been deleted from the configuration manager or because the profile association no longer exists. The system also deleted all policy sets, management classes, copy groups, and client schedules belonging to the managed domain.

**System action:** None.

**User response:** None.

---

**ANR3354W** **Locally defined administrative schedule** *schedule name* **is active and cannot be replaced with a definition from the configuration manager.**

**Explanation:** During configuration refresh processing the indicated locally defined administrative schedule could not be replaced with a definition from the configuration manager. The schedule definition was not replaced because the schedule is in the active state.

**System action:** Refresh processing continues, but this administrative schedule is not replaced. The system will attempt to replace the local administrative schedule during later configuration refresh operations.

**User response:** If you want this administrative schedule to be replaced with the schedule definition from the configuration manager, deactivate the local schedule using the Update Schedule command. After the administrative schedule definition has successfully been propagated from the configuration manager, you can activate the new schedule. Alternatively, if you want to prevent further attempts to replace the local schedule definition during configuration refresh processing, delete the subscription to the profiles with which the schedule name is associated.

---

**ANR3355W** **Managed administrative schedule** *schedule name* **is active and cannot be deleted during configuration refresh processing.**

**Explanation:** During configuration refresh processing, the enterprise configuration facility attempted to remove the indicated administrative schedule because it has been deleted from the configuration manager or because the profile association no longer exists. The schedule could not be deleted on the managed server because the schedule is in the active state.

**System action:** Refresh processing continues, but this schedule is not deleted. The system will attempt to delete the administrative schedule during later configuration refresh operations.

**User response:** If you want this administrative schedule to be deleted in accordance with changes that have been made on the configuration manager, deactivate the managed schedule using the Update Schedule command. Alternatively, if you want to prevent further attempts to delete the managed schedule definition during configuration refresh processing, delete the subscription to the profiles with which the schedule name is associated.

---

**ANR3356I** **Locally defined administrative schedule** *schedule name* **replaced during configuration refresh processing.**

**Explanation:** During configuration refresh processing, a local administrative schedule definition was replaced with a definition from the configuration manager.

**System action:** None.

**User response:** None.

---

**ANR3357I** **Managed administrative schedule** *schedule name* **deleted during configuration refresh processing.**

**Explanation:** During configuration refresh processing, the indicated managed administrative schedule was

removed from the managed server. This occurred either because the schedule has been deleted from the configuration manager or because the profile association no longer exists.

**System action:** None.

**User response:** None.

---

**ANR3358W Locally defined administrator**  
*administrator name is the only system administrator and cannot be replaced with a definition from the configuration manager.*

**Explanation:** During configuration refresh processing the indicated locally defined administrator could not be replaced with a definition from the configuration manager. The administrator definition was not replaced because it is the only system administrator and the definition from the configuration manager does not include system authority.

**System action:** Refresh processing continues, but this administrator definition is not replaced. The system will attempt to replace the local administrator definition during later configuration refresh operations.

**User response:** If you want this administrator definition to be replaced with a definition from the configuration manager, you can grant system authority to another administrator. Alternatively, if you want to prevent further attempts to replace the local administrator definition during configuration refresh processing, delete the subscription to the profiles with which administrator *administrator name* is associated.

---

**ANR3359W Managed system administrator**  
*administrator name is the only system administrator and cannot be deleted during configuration refresh processing.*

**Explanation:** During configuration refresh processing, the enterprise configuration facility attempted to remove the indicated administrator because it has been deleted from the configuration manager or because the profile association no longer exists. The administrator could not be deleted on the managed server because it is the only system administrator.

**System action:** Refresh processing continues, but this administrator is not deleted. The system will attempt to delete the administrator during later configuration refresh operations.

**User response:** Grant system authority to another administrator. Alternatively, you can delete the subscription to the profiles with which administrator *administrator name* is associated.

---

**ANR3360W Managed system administrator**  
*administrator name is the only system administrator - authority cannot be revoked during configuration refresh processing.*

**Explanation:** During configuration refresh processing, the enterprise configuration facility attempted to revoke authority for the indicated administrator because authority has been revoked on the configuration manager. The authority of the administrator could not be revoked on the managed server because this is the only system administrator.

**System action:** Refresh processing continues, but authority is not revoked for this administrator. The system will attempt to revoke administrator during later configuration refresh operations.

**User response:** Grant system authority to another administrator. Alternatively, you can delete the subscription to the profiles with which administrator *administrator name* is associated.

---

**ANR3361I Locally defined administrator**  
*administrator name replaced during configuration refresh processing.*

**Explanation:** During configuration refresh processing, a local administrator definition was replaced with a definition from the configuration manager.

**System action:** None.

**User response:** None.

---

**ANR3362I Managed administrator**  
*administrator name deleted during configuration refresh processing.*

**Explanation:** During configuration refresh processing, the indicated managed administrator was removed from the managed server. This occurred either because the administrator has been deleted from the configuration manager or because the profile association no longer exists.

**System action:** None.

**User response:** None.

---

**ANR3363W Managed administrator**  
*administrator name is currently accessing the server and cannot be deleted during configuration refresh processing.*

**Explanation:** During configuration refresh processing, the enterprise configuration facility attempted to remove the indicated administrator because it has been deleted from the configuration manager or because the profile association no longer exists. The administrator could not be deleted on the managed server because it currently has an active session with the server.

**System action:** Refresh processing continues, but this administrator is not deleted. The system will attempt to delete the administrator during later configuration refresh operations.

**User response:** Quit or cancel all sessions for the indicated administrator. Alternatively, you can delete the subscription to the profiles with which administrator *administrator name* is associated.

---

**ANR3364W Administrator *administrator name* has been removed. This administrator has defined or updated administrative schedules that will fail when executed.**

**Explanation:** This message is issued during configuration refresh processing or as a result of a DELETE SUBSCRIPTION command with the DISCARDOBJECTS=YES option. The indicated managed administrator was removed from the server, but this administrator owns one or more administrative schedules. These schedules will fail when executed in the future because they do not belong to a valid administrator.

**System action:** The indicated administrator was removed.

**User response:** Use the QUERY SCHEDULE command OR an SQL SELECT statement on the ADMIN\_SCHEDULES table to determine which schedules were last updated by the administrator. Use the UPDATE SCHEDULE command to update those schedules under an administrator that has authority to execute them, or use the DELETE SCHEDULE command to remove the schedules.

---

**ANR3365I Locally defined command script *command script name* replaced during configuration refresh processing.**

**Explanation:** During configuration refresh processing, a local command script definition was replaced with a definition from the configuration manager.

**System action:** None.

**User response:** None.

---

**ANR3366I Managed command script *command script name* deleted during configuration refresh processing.**

**Explanation:** During configuration refresh processing, the indicated managed command script was removed from the managed server. This occurred either because the script has been deleted from the configuration manager or because the profile association no longer exists.

**System action:** None.

**User response:** None.

---

**ANR3367I Locally defined option set *option set name* replaced during configuration refresh processing.**

**Explanation:** During configuration refresh processing, a local option set definition was replaced with a definition from the configuration manager.

**System action:** None.

**User response:** None.

---

**ANR3368I Managed option set *option set name* deleted during configuration refresh processing.**

**Explanation:** During configuration refresh processing, the indicated managed option set was removed from the managed server. This occurred either because the option set has been deleted from the configuration manager or because the profile association no longer exists.

**System action:** None.

**User response:** None.

---

**ANR3369I Locally defined server group *group name* replaced during configuration refresh processing.**

**Explanation:** During configuration refresh processing, a local server group definition was replaced with a definition from the configuration manager.

**System action:** None.

**User response:** None.

---

**ANR3370I Managed server group *group name* deleted during configuration refresh processing.**

**Explanation:** During configuration refresh processing, the indicated managed server group was removed from the managed server. This occurred either because the server group has been deleted from the configuration manager or because the profile association no longer exists.

**System action:** None.

**User response:** None.

---

**ANR3371W Server group *group name* cannot be defined during configuration refresh processing because a server already exists with this name.**

**Explanation:** During configuration refresh processing, the enterprise configuration facility attempted to define the indicated server group on a managed server. The server group could not be defined because a server

definition with the same name already exists on the managed server.

**System action:** Refresh processing continues, but this server group is not defined. The system will attempt to define the server group during later configuration refresh operations.

**User response:** You can delete the subscription to the profile with which the indicated server group is associated or delete the conflicting server definition on the managed server. Alternatively, you can rename the server group on the configuration manager, after first deleting the profile association for that server group.

---

**ANR3372I** Locally defined server *server name* replaced during configuration refresh processing.

**Explanation:** During configuration refresh processing, a local server definition was replaced with a definition from the configuration manager.

**System action:** None.

**User response:** None.

---

**ANR3373I** Server *server name* deleted during configuration refresh processing.

**Explanation:** During configuration refresh processing, the definition for managed object *server name* was removed from the managed server. This occurred either because *server name* has been deleted from the configuration manager or because the profile association no longer exists.

**System action:** None.

**User response:** None.

---

**ANR3374I** Server group *group name* replaced with server *server name* during configuration refresh processing.

**Explanation:** During configuration refresh processing, a server group definition was replaced with a server definition from the configuration manager. The server has the same name as the deleted server group.

**System action:** None.

**User response:** None.

---

**ANR3375W** Server *server name* is currently in use cannot be deleted during configuration refresh processing.

**Explanation:** During configuration refresh processing, the enterprise configuration facility attempted to remove the indicated server definition because it has been deleted from the configuration manager or because the profile association no longer exists. The indicated server could not be deleted on the managed

server because *server name* is in use. This could occur if the managed server has an active connection to *server name* or if the managed server has a device class with DEVTYPE=SERVER that refers to *server name*.

**System action:** Refresh processing continues, but this server definition is not deleted. The system will attempt to delete the server during later configuration refresh operations.

**User response:** Before *server name* can be deleted, the managed server must not have a connection to that server and the managed server cannot have any device-class references to that server.

---

**ANR3376W** Server *server name* is the event server and cannot be deleted during configuration refresh processing.

**Explanation:** During configuration refresh processing, the enterprise configuration facility attempted to remove the indicated server definition because it has been deleted from the configuration manager or because the profile association no longer exists. The indicated server could not be deleted on the managed server because it is the event server for the managed server.

**System action:** Refresh processing continues, but this server definition is not deleted. The system will attempt to delete the server during later configuration refresh operations.

**User response:** Before *server name* can be deleted, the DELETE EVENTSERVER command must be used to remove the event server reference to *server name*.

---

**ANR3377W** Replacement of local server *server name* with a definition from the configuration manager is not allowed.

**Explanation:** During configuration refresh processing, the enterprise configuration facility attempted to replace the indicated server definition with a definition from the configuration manager. This operation could not be performed because ALLOWREPLACE=NO for the indicated server.

**System action:** Refresh processing continues, but this server definition is not replaced. The system will attempt to replace the server definition during later configuration refresh operations.

**User response:** Before the local server definition for *server name* can be replaced with a definition from the configuration manager, the UPDATE SERVER command must be used to set the ALLOWREPLACE attribute to ON.

---

**ANR3378I** Administrator *administrator name* added during configuration refresh processing.

**Explanation:** During configuration refresh processing, the indicated administrator definition was created based on information from the configuration manager.

**System action:** None.

**User response:** None.

---

**ANR3379E** Command: Unable to access pool *pool name* - access mode is set to "read only".

**Explanation:** The command shown specifies the pool whose name is displayed, but the pool cannot be accessed because its status is read only.

**System action:** The server does not process the command.

**User response:** Either reset the access state of the pool or choose another pool and reissue the command.

---

**ANR3380E** Command: Unable to access pool *pool name* - access mode is set to "unavailable".

**Explanation:** The command shown specifies the pool whose name is displayed, but the pool cannot be accessed because its status is unavailable.

**System action:** The server does not process the command.

**User response:** Either reset the access state of the pool or choose another pool and reissue the command.

---

**ANR3381W** This command will remove administrator *user ID*. This administrator is defined to alert triggers or assigned to alerts. The command will remove the administrator from those alert triggers and alerts.

**Explanation:** A REMOVE ADMINISTRATOR command was issued for the specified administrator. If you confirm the command, the administrator will be removed from the alert triggers and alerts.

**System action:** The system will run or cancel the command, depending on your response.

**User response:** To run the REMOVE ADMINISTRATOR command, enter 'Y'. To cancel the command, enter 'N'. To find the alert triggers to which the administrator is defined, use the QUERY ALERTTRIGGER command or an SQL SELECT statement on the TSM\_MON\_ALERTTRIG table. To find the alerts that are assigned to the administrator, use the QUERY ALERTSTATUS command or an SQL SELECT statement on the TSM\_MON\_ALERT table. To update the alert triggers and modify the list of administrators who receive an email for the alerts, use

the UPDATE ALERTTRIGGER command. To assign the alert to another administrator, use the UPDATE ALERTSTATUS command.

---

**ANR3382W** This command will rename administrator *user ID*. This administrator is defined to alert triggers or assigned to alerts. If this administrator is renamed, the administrator of the alert triggers and alerts will also be renamed.

**Explanation:** A RENAME ADMINISTRATOR command was issued for an administrator who is defined to alert triggers or assigned to alerts. If you confirm this command, the administrator for those alert triggers and alerts will be renamed.

**System action:** The system will run or cancel the command, depending on your response.

**User response:** To run the RENAME ADMINISTRATOR command, enter 'Y'. To cancel the command, enter 'N'. To review alerts that are assigned to the administrator, use the QUERY ALERTSTATUS command. To manage alerts that are assigned to the administrator, use the UPDATE ALERTSTATUS command. To review alert triggers, use the QUERY ALERTTRIGGER command. To update alert triggers, use the UPDATE ALERTTRIGGER command.

---

**ANR3383E** command: Administrator *user ID* is the monitoring administrator and cannot be removed or renamed.

**Explanation:** Because the specified administrator is used for communications between hub and spoke servers, the administrator cannot be removed or renamed.

**System action:** The command fails, and server operation continues.

**User response:** To remove or rename the administrator, complete the following steps: 1. Issue the SET MONITORINGADMIN command to change the monitoring administrator for your hub server and for corresponding spoke servers. 2. Remove or rename the administrator.

---

**ANR3384E** command: Server group *group name*, is the monitored server group and cannot be deleted or renamed.

**Explanation:** The specified server group is in use as the monitored server group and cannot be deleted or renamed.

**System action:** The command fails and server operation continues.

**User response:** Use the SET MONITOREDSEVERGROUP command to remove it as the monitored server group. Then you can delete or rename the server group.

---

**ANR3385E** *command: The operation is not allowed for container storage pools.*

**Explanation:** The specified storage pool is a container storage pool. You cannot issue the following commands with container storage pools:

- BACKUP STGPOOL
- RESTORE STGPOOL
- MIGRATE STGPOOL
- IDENTIFY DUPLICATES
- RECLAIM STGPOOL
- AUDIT VOLUME
- MOVE NODEDATA
- MOVE DATA
- RESTORE VOLUME
- PREPARE

You must use a primary random, primary sequential, copy, or active-data storage pool to complete these functions.

**System action:** The command fails and the server operation continues.

**User response:** Issue the PROTECT STGPOOL command to protect the contents of directory-container storage pools.

---

**ANR3386E** *Insufficient authority to create file system object object name.*

**Explanation:** An attempt to create a file or directory failed with insufficient authority.

**System action:** The operation fails and server operations continue.

**User response:** Check the permissions of the directory leading up to the object being created. Ensure the userid under which the server is executing has the necessary permission to create objects in this directory. Retry the operation.

---

**ANR3387W** *Command: This command will add, update, or delete alert triggers.*

**Explanation:** A command has been issued that will add, update, or delete alert triggers on your server.

**System action:** You will be prompted to continue, or to cancel the command.

**User response:** Enter 'Y' to continue or 'N' to end the command.

---

**ANR3388W** *Command: This command decommissions the client node and deletes data. Active files are deactivated, and data is deleted as it expires.*

**Explanation:** A command has been issued that will decommission the node.

**System action:** You will be prompted to continue, or to cancel the command.

**User response:** Enter 'Y' to continue or 'N' to end the command.

---

**ANR3389E** *Command: Node name is already decommissioned.*

**Explanation:** You cannot decommission the node because it is already decommissioned with decommission state YES.

**System action:** The server does not process the command.

**User response:** You can use QUERY NODE FORMAT=DETAIL command to see the decommission state of the node and the date it was decommissioned. You can reissue the command on a node that does not have decommissioned state of Yes.

---

**ANR3390W** *Alert trigger message number is no longer valid and will be deleted.*

**Explanation:** The alert trigger is obsolete because it is associated with a server message that no longer exists.

**System action:** The alert trigger will be automatically deleted by the server. Server operation continues.

**User response:** No action is required.

---

**ANR3391E** *command: The operation is not allowed for cloud storage pools.*

**Explanation:** The specified storage pool has a cloud storage type. You cannot issue the following commands with cloud storage pools:

- BACKUP STGPOOL
- RESTORE STGPOOL
- MIGRATE STGPOOL
- IDENTIFY DUPLICATES
- RECLAIM STGPOOL
- PREPARE

You must use a primary random, primary sequential, copy, or active-data storage pool to complete these functions.

**System action:** The command fails and the server operation continues.

**User response:** To back up a storage pool that uses a DEDUP device class, issue the PROTECT STGPOOL command to protect the contents of the storage pool.

---



---

**ANR3392W** *Command: This command will decommission the specified virtual machine. The active files that belong to the virtual machine will be inactivated, and the file space of the virtual machine will be automatically deleted after its all the files are expired.*

**Explanation:** A command was issued to remove the specified virtual machine from the production environment.

**System action:** You will be prompted to continue, or to cancel the command.

**User response:** Enter 'Y' to continue or 'N' to cancel the command.

---

**ANR3393E** *Command: Virtual machine *virtual machine name* in node *node name* is already decommissioned.*

**Explanation:** The specified virtual machine cannot be decommissioned because it already has a decommission state of Yes.

**System action:** The virtual machine remains decommissioned and server operation continues.

**User response:** To view the date when the virtual machine was decommissioned, issue the following command: query file space format=detailed To decommission a different virtual machine, reissue the DECOMMISSION VM command for that virtual machine.

---

**ANR3394I** *Process *process ID* was started to decommission virtual machine *virtual machine name* on node *node name*.*

**Explanation:** When you run the DECOMMISSION VM command, a process is started to prepare the virtual machine for the decommission operation and to deactivate backup files for the virtual machine.

**System action:** The decommission process is in progress.

**User response:** No action is required. However, you can query the process by using the QUERY PROCESS command: query process *process\_number* You can cancel the process by using the CANCEL PROCESS command: cancel process *process\_number*

---

**ANR3395I** *The process of decommissioning a virtual machine was canceled.*

**Explanation:** The CANCEL PROCESS command was issued to end the decommission operation. The operation will end shortly.

**System action:** The decommission operation will end, but server operation continues.

**User response:** No action is required.

---

**ANR3397E** *Command: An error occurred while deactivating data for virtual machine *virtual machine name*.*

**Explanation:** An error occurred while deactivating backup files for the specified virtual machine.

**System action:** The DECOMMISSION VM command halts, but server operation continues.

**User response:** No action is required. However, to resolve the issue, review the dsrmfddc.log and dsmserv.err files and correct any reported errors.

---

**ANR3398E** *Command: File space *FSID* could not be found.*

**Explanation:** The file space ID is not valid.

**System action:** The server does not process the command, but server operation continues.

**User response:** To resolve the issue, complete the following steps: 1. To obtain the file space ID of the virtual machine, issue the following command: query file space 2. Reissue the command on the virtual machine.

---

**ANR3399E** *Command: Virtual machine *virtual machine name* could not be found.*

**Explanation:** The command failed because the virtual machine name is invalid.

**System action:** The server does not process the command, but server operation continues.

**User response:** To resolve the issue, complete the following steps: 1. Issue the following command: select \* from file space view 2. To determine the name of the virtual machine, review the output: - If the ENTITYNAME field is not blank, the name in the field is the virtual machine name. - If the ENTITYNAME field is blank, go to the FILESPACE\_NAME field to determine the name of the virtual machine. 3. Reissue the command on the virtual machine.

---

**ANR3400I** *Command: Output stream *stream* used volume *volume name*.*

**Explanation:** The specified output stream used the specified volume.

**System action:** The command continues.

**User response:** None.

---

**ANR3401I** *Command: Output stream stream did not write to any output volumes.*

**Explanation:** The specified output stream did not write to any output volumes.

**System action:** The command continues.

**User response:** None.

---

**ANR3402I** *Extractdb command: Process process number, database extract, has completed.*

**Explanation:** The database extract process process number has completed.

**System action:** Database extract processing ends.

**User response:** None.

---

**ANR3403I** *Extractdb command: Found number of database objects database objects.*

**Explanation:** This message indicates the total number of database objects that were found during database extract processing.

**System action:** Server processing continues.

**User response:** None.

---

**ANR3404I** *Extractdb command: Processed number of database objects database objects.*

**Explanation:** This message indicates the total number of database objects that were successfully processed during database extract processing.

**System action:** Server processing continues.

**User response:** None.

---

**ANR3405I** *Extractdb command: Skipped number of database objects empty database objects.*

**Explanation:** This message indicates the total number of database objects that were skipped during database extract processing because they contained no records.

**System action:** Server processing continues.

**User response:** None.

---

**ANR3406I** *Extractdb command: Failed to process number of database objects database objects.*

**Explanation:** This message indicates the total number of database objects that were not successfully processed during database extract processing.

**System action:** Server processing continues.

**User response:** None.

---



---

**ANR3407I** *Extractdb command: Processed number of database records database records.*

**Explanation:** This message indicates the total number of database records that were successfully extracted during database extract processing.

**System action:** Server processing continues.

**User response:** None.

---

**ANR3408I** *Extractdb command: Wrote number of bytes bytes.*

**Explanation:** This message indicates the total number of bytes that were successfully written during database extract processing.

**System action:** Server processing continues.

**User response:** None.

---

**ANR3409I** *Extractdb command: Elapsed time was elapsed time.*

**Explanation:** This message indicates the total amount of time that elapsed during database extract processing.

**System action:** Server processing continues.

**User response:** None.

---

**ANR3410I** *Extractdb command: Throughput was megabytes per hour megabytes per hour.*

**Explanation:** This message indicates the total throughput (megabytes/hour) during database extract processing.

**System action:** Server processing continues.

**User response:** None.

---

**ANR3411I** *Extractdb command: Extracted number of database records database entries and wrote number of bytes bytes in elapsed time (megabytes per hour megabytes per hour).*

**Explanation:** The command read the indicated number of data base records, and wrote the indicated number of bytes.

**System action:** Server processing continues.

**User response:** None.

---

**ANR3412I** *Extractdb command: Terminating output stream stream number due to error on server server name.*

**Explanation:** An error was encountered on the target server during a server-to-server upgrade process, resulting in the termination of the output stream being used to send database information to the target server.

**System action:** The command terminates.

---

**User response:** Refer to the target server's messages for a description of the error. Correct the error and rerun the command.

---

**ANR3413W** *Extractdb command:* **Encountered an unexpected table, table name. The table will be skipped.**

**Explanation:** The database extract process encountered a table that it did not expect. In most cases, an unexpected table is one that was used in an earlier release, but which is no longer used in the current release. Such tables can be safely ignored by the database extract process. However, in rare cases, this may indicate a programming error. As such, you should contact your service representative to confirm whether the table may be ignored without affecting the success of the upgrade process.

**System action:** Database extract processing continues. Data from the specified table is not extracted.

**User response:** Contact your service representative to confirm whether the specified table can be safely ignored.

---

**ANR3414E** *Extractdb command:* **Process process number, database extract, has completed with errors.**

**Explanation:** The database extract process *process number* has completed, but errors were encountered by the process.

**System action:** Database extract processing ends.

**User response:** Review any messages that were issued by the process, and take corrective action as appropriate.

---

**ANR3415I** **The server is in maintenance mode.**

**Explanation:** The server is in maintenance mode. The following services are disabled:

- Client sessions
- The scheduler
- Automatic inventory expiration
- Automatic volume reclamation
- Automatic storage pool migration

**System action:** Server operation continues; however restricted services are disabled.

**User response:** If you want to exit maintenance mode, use the HALT command to stop the server, and restart it.

---

**ANR3416I** **The server is in maintenance mode. Client sessions cannot be enabled.**

**Explanation:** The server is in maintenance mode. Client sessions are disabled and cannot be reenabled until normal operation resumes.

**System action:** Client sessions are not enabled.

**User response:** If you want to exit maintenance mode, use the HALT command to stop the server, and restart it.

---

**ANR3417W** **Database backup page verification is disabled.**

**Explanation:** Pages that are backed up from the DB2 database are not being verified. A possible cause is that IBM Software Support requested or enabled this change.

**System action:** The database backup continues, but invalid or corrupted database pages might not be detected.

**User response:** If IBM Software Support directed you to disable database backup page verification, no action is required.

If IBM Software Support did not direct you to disable database backup page verification, reenable the feature to gain the additional protection that it provides.

---

**ANR3418W** **Invalid storage pool directory specified: stgpooldir** **Error:** *Error.*

**Explanation:** The storage pool directory specified in the DEFINE STGPOOLDIRECTORY command does not exist or has invalid permissions.

**System action:** The command is processed, but the storage pool directory is marked as UNAVAILABLE.

**User response:** To store data in the storage pool directory, verify that the directory exists and has valid permissions. Then, update the access state of the storage pool directory to READWRITE.

---

**ANR3419E** **Directory name *directory name* was duplicated when the *parameter* command was issued.**

**Explanation:** When you define or update multiple directories for a container storage pool, you can specify a directory name only once in the command.

**System action:** The command fails. Server operation continues.

**User response:** Ensure that the directory name is specified only once in the command.

---

**ANR3420E** *Command:* **Node name is not a valid application type node.**

**Explanation:** You cannot deactivate a node which is not valid application type node.

**System action:** The server does not process the command.

**User response:** None.

---

**ANR3421E** **Invalid access state for storage pool directory *stgpoolsdir*.**

**Explanation:** There is an invalid access state to complete the operation for the storage pool directory. The required access state is READWRITE.

**System action:** The operation fails and server operations continue.

**User response:** Verify that the directory has the correct write-access. Then, issue the UPDATE STGPOOLDIRECTORY command for the storage pool directory and specify the ACCESS=READWRITE parameter.

---

**ANR3422W** **Invalid access state for storage pool directory *stgpoolsdir*.**

**Explanation:** The access state for the storage pool directory is invalid. The access state must be READONLY or READWRITE to complete this operation.

**System action:** The operation fails and server operations continue.

**User response:** Verify that the directory has at least read access. Then, issue the UPDATE STGPOOLDIRECTORY command for the storage pool directory and specify the ACCESS=READWRITE or ACCESS=READONLY parameter.

---

**ANR3423E** **Proxy Session *session number* was not initiated by an authorized user.**

**Explanation:** A Proxy Session must be run as an authorized user. An authorized user is any non-root user who has read and write access to the client stored password (TSM.PWD file), or anyone who knows the client password and enters it interactively. Authorized users can use the client passworddir option to define the directory where their copy of the TSM.PWD file is saved.

**System action:** The session is ended. System processing continues

**User response:** Re-configure your client session as an authorized user or connect to the server or storage agent as an authorized user.

---

**ANR3424E** *Command:* **You must specify a directory-container storage pool. Storage pool *stgpools name* is not a directory-container storage pool.**

**Explanation:** The command is valid only for a directory-container storage pool.

**System action:** The server does not process the command.

**User response:** Specify the name of a directory-container storage pool with the command.

---

**ANR3425W** **Data in container-copy storage pool volume *volume name* cannot be retrieved - access mode is not READWRITE or READONLY.**

**Explanation:** During processing of a REPAIR STGPOOL command, data in a container-copy storage pool volume cannot be restored because the volume's access mode is not READWRITE or READONLY.

**System action:** The server repairs damaged extents using copies in the container-copy storage pools that it can access, but it skips over damaged extents that exist only on offsite volumes.

**User response:** If the volume is stored at an offsite location, bring the volume onsite. Use the MOVE DRMEDIA command to change the access mode for the volume to READWRITE or READONLY, and reissue the REPAIR command.

---

**ANR3426I** **Container-copy storage pool volume *volume name* is required for repair processing.**

**Explanation:** During processing of a REPAIR STGPOOL command, the server determines that a removable volume is required.

**System action:** Unless this is a preview process, the server attempts to mount the removable volume.

**User response:** Respond to any mount request for the indicated volume.

---

**ANR3427E** *Command:* **Storage pool *storage pool name* does not have data protected to its local container-copy storage pools.**

**Explanation:** The command indicated references a storage pool that has not been protected by the LOCAL PROTECT.

**System action:** The server does not process the command.

**User response:** Reissue the command after protecting data from the storage pool specified to its container copy storage pools.

---

**ANR3428E** *Command: Unable to encrypt storage pool `storage pool name` - encryption is unavailable for the storage pool.*

**Explanation:** The storage pool cannot be encrypted because the encryption is unavailable for this storage pool.

**System action:** The server does not process the command.

**User response:** Enable encryption for this storage pool by issuing the UPDATE STGPOOL command and specifying the ENCRYPT=YES parameter.

---

**ANR3429E** *Command: You must specify a cloud-container storage pool. Storage pool `stgpool name` is not a cloud-container storage pool.*

**Explanation:** The command is valid only for a cloud-container storage pool.

**System action:** The server does not process the command.

**User response:** Specify the name of a cloud-container storage pool with the command.

---

**ANR3430E** *Command: You must specify a cloud-container storage pool that is enabled for tiering. Storage pool `stgpool name` is a cloud type cloud-container storage pool and is not enabled for tiering.*

**Explanation:** You can issue this command for cloud-container storage pools that use Microsoft Azure or Simple Storage Service (S3) protocol only.

**System action:** The server does not process the command.

**User response:** To update a cloud-container storage pool to use tiering, issue the UPDATE STGPOOL command for the cloud-container storage pool and specify the CLOUDTYPE=AZURE or the CLOUDTYPE=S3 parameter.

---

**ANR3431E** *Command: Unable to access pool `pool name` - access mode is set to "destroyed".*

**Explanation:** The command shown specifies the pool whose name is displayed, but the pool cannot be accessed because its status is destroyed.

**System action:** The server does not process the command.

**User response:** Either reset the access state of the pool or choose another pool and reissue the command.

---

**ANR3485W** *The hub server is running an earlier version than the spoke server.*

**Explanation:** The version of IBM Spectrum Protect server that is installed on the hub server must be at least the same version that is installed on a spoke server.

**System action:** The hub server continues to receive alerts and status information from the spoke server, but unexpected behavior might occur.

**User response:** Upgrade the version of IBM Spectrum Protect server that is running on the hub server. It must be at least the same version as the spoke server.

---

**ANR3486I** *CANCEL SESSION ALL command processing ended sooner than expected.*

**Explanation:** It is possible that the server was unable to cancel all sessions because a session was encountered that could not be cancelled. Some sessions may still remain active after the command completes.

**System action:** Server operation completes.

**User response:** Specify a session\_number with the CANCEL SESSION command to cancel a specific CLIENT session. If a SERVER session is active, the partner server must be quiesced for the session to end. The SERVER session may be active with a Storage Agent, Library Client, Library Server or Virtual Volume server. To prevent new sessions from starting, see the DISABLE SESSIONS command.

---

**ANR3487E** *Command: The number of administrators exceed the maximum number allowed.*

**Explanation:** The number of administrators that can receive alert summary by email is limited to three.

**System action:** The command fails.

**User response:** Reissue the command specifying a maximum of three registered administrator names.

---

**ANR3488W** *Command: The administrator `administrator name` does not have an email address.*

**Explanation:** The administrator does not have an email address defined. The specified administrator cannot receive email from the server until a valid email address is defined.

**System action:** The command processing continues.

**User response:** Issue UPDATE ADMIN command to define the email address and reissue the command.

---

**ANR3489I** *Command completed successfully.*

**Explanation:** The specified SET command completed successfully.

**System action:** None.

**User response:** None.

---

**ANR3490E** *Command completed with failure.*

**Explanation:** The specified SET command did not complete successfully.

**System action:** The server ignores the command.

**User response:** Verify that values are valid and reissue the command.

---

**ANR3491E** *No sender email address found - unable to send email for alert, message num.*

**Explanation:** The server is unable to send an email to the administrators for the specified alert because an email address of the sender could not be found.

**System action:** Server operation continues.

**User response:** Use the QUERY MONITORSETTINGS command to display the current sender's email address. Use the SET ALERTEMAILFROMADDR command to specify a valid sender email address.

---

**ANR3492W** *Command: Administrator administrator name is not configured to receive alerts by email.*

**Explanation:** The specified administrator name is not set up to receive alerts by email. Alerts cannot be sent to the administrator until it is configured to receive alerts by email.

**System action:** Server operation continues.

**User response:** Use QUERY ADMIN FORMAT=DETAIL to display the current settings for the administrator. Verify that the administrator has ALERT=YES and has a valid email address. Use the UPDATE ADMIN command to update the settings.

---

**ANR3493E** *Error sending an email for alert msg number to the administrator with email address email address using the SMTP server name SMTP host server and SMTP port port number.*

**Explanation:** An email about an alert was not sent successfully to the administrator with the specified email address.

**System action:** Server operation continues.

**User response:** Use QUERY MONITORSETTING command to see the current settings for emailing an alert. Check that the administrator's email address and

SMTP host server name are correct. Check that the SMTP port is correct. Fix any incorrect settings. The next alert that is triggered will use the new configuration settings. You can also check the server's ffdc log for any additional information about the error.

---

**ANR3494E** *Command: No administrators added or deleted for the alert trigger.*

**Explanation:** The specified command has been issued but no administrators are added or deleted for the alert trigger.

**System action:** Server operation continues, but the command has no effect.

**User response:** If you are adding an administrator reissue the command specifying an administrator name that is registered on the server. If you are deleting an administrator reissue the command specify one of the administrator names defined to the alert trigger.

---

**ANR3495I** *Command: Administrator admin name is not defined to alert trigger.*

**Explanation:** The administrator name cannot be deleted because it is not defined to the specified alert trigger.

**System action:** The administrator name is skipped and the server operation continues.

**User response:** Reissue the command specifying an administrator name that is defined to the alert trigger.

---

**ANR3496W** *An invalid value, option value, is specified for option option name, The reason code is reason code.*

**Explanation:** Reason code 1 means that this table name is not allowed for the option. Reason code 2 means that this table does not exist in the database.

**System action:** Server operation continues.

**User response:** Verify that the correct value is used. Update the value, if necessary.

---

**ANR3497W** *Reorganization is required on excluded table table name. The reason code is reason code.*

**Explanation:** The server has determined that reorganization is required on a table or index that has been excluded from online reorganization by the server or a server option. Reason code 1 means that table reorganization is required on the listed table. And this table is currently excluded from online reorganization processing because it is either specified in the DISABLEREORGT server option or is one of the following tables: STAGED\_EXPIRING\_OBJECTS, STAGED\_OBJECT\_IDS (which are permanently excluded by the server from online table

reorganization. Reason code 2 means that index reorganization is required for the listed table. And index reorganization is excluded because it is either specified in the `DISABLEREORGIndex` server option or is against one of the following tables: `STAGED_EXPIRING_OBJECTS`, `STAGED_OBJECT_IDS`, `REPLICATED_OBJECTS` (which are permanently excluded by the server from online index reorganization. Reason code 3 means that index reorganization with the `CLEANUP PAGES ALL` option is required. This reason is only valid for the `BF_BITFILE_EXTENTS` table when it is specified in the `DISABLEREORGCleanupindex` server option.

**System action:** Server operation continues.

**User response:** Tables and indices not reorganized when needed can lead to database growth and server performance degradation over time. If you experience either of these symptoms, and receive this message consideration should be given to running an offline reorganization of the given table or index. Details and instructions on running an offline reorganization can be found in technote 1452146 under the section "Running an offline table or index reorg": <http://www.ibm.com/support/docview.wss?uid=swg21452146>

---

#### **ANR3498W One-time setting of the server reorganization options is performed.**

**Explanation:** The following server options are set after the server starts for the first time: 1) The `DISABLEREORGTABLE` option is set with no tables specified. As a result, no tables are excluded from the table-reorganization processing. 2) The `DISABLEREORGINDEX` option is set to `ARCHIVE_OBJECTS`, `BACKUP_OBJECTS`, `BF_AGGREGATED_BITFILES`, and `BF_BITFILE_EXTENTS`. As a result, index reorganization will not be run on these tables. 3) The `DISABLEREORGCLEANUPINDEX` is set with no tables specified. As a result, `INDEX REORG` with the `CLEANUP PAGES ALL` option will be run on the `BF_BITFILE_EXTENTS` table. This process of updating the server options file runs only one time, which is after the server starts for the first time.

**System action:** Server operation continues.

**User response:** If you do not want the one-time reorganization processing to occur, issue the following commands from a DB2 command window: `db2 connect to tsmdb1 db2 "insert into tsmdb1.global_attributes (owner,name,type,length,int32) values('RDB','REORG_ONETIME_AUTO_INIT',3,0,2)"` The commands can be issued on any Version 6 server or at the fixing level for APAR IC95301, before you start the server.

---

**ANR3499E** *command: Scratchpad entry already exists.*

**Explanation:** A scratchpad entry with the specified keys already exists.

**System action:** The server ignores the command.

**User response:** Either define a new scratchpad entry with unique keys or update the existing scratchpad entry.

---

**ANR3500I** *Backup set for node node name as set name (data type data type) being generated.*

**Explanation:** The named object set is being created for the specified node.

**System action:** The server generates a backup set.

**User response:** None.

---

**ANR3501I** *Backup set for node name as set name (data type data type) completed successfully - processed files files.*

**Explanation:** The named object set was successfully created for the specified node. The number of files processed is specified.

**System action:** None.

**User response:** None.

---

**ANR3502W** *Backup set for node name as set name (data type data type) completed with file processing errors - processed files files with error files files skipped.*

**Explanation:** The named object set was successfully created for the specified node. However, during processing errors were encountered accessing some files - these files were skipped.

**System action:** None.

**User response:** Evaluate other server messages for an indication of why the files were skipped. Files can be skipped because of failures locking those files, having no files to process, or for other more serious problems. First, retry the command and see if it completes without any skipped files. If you are unable to generate the backup set without skipping files, please contact your local service representative for assistance.

---

**ANR3503E** *Generation of backup set for node name as set name (data type data type) failed.*

**Explanation:** The named object for the specified node was not created. An error was encountered causing the creation of this object set not to complete successfully.

**System action:** Server operation continues.

**User response:** Evaluate other messages that were issued and try to determine the cause of the failure. After determining the cause of the failure, retry the command. If the cause can not be determined, please contact your local service representative.

If ANR3504W was received, then an error occurred while logging the volumes used to the server volume history. It is possible to issue a DEFINE BACKUPSET listing these volumes. That would cause the server to create the necessary entries for this backup set on this server.

---

**ANR3504W Backup set for node name as set name was not able to log the volumes used for this operation to the server volume history.**

**Explanation:** The named object for the specified node was created. However, when the process attempted to add the volumes, used for this operation to the volume history for the server, an error occurred and this could not be completed.

**System action:** Server operation continues.

**User response:** Review other messages issued to determine which volumes were used to generate this backup set. The volumes can be inserted into the server volume history for use by issuing a DEFINE BACKUPSET and listing these volumes. This will also allow this backup set to be queried from a client as well since there is not a server entry for this backup set. Only issue the DEFINE BACKUPSET if this generate backup set operation completed successfully.

---

**ANR3505I Backup set for node name as set name used volume volume name.**

**Explanation:** The named object for the specified node used the specified volume.

**System action:** Server operation continues.

**User response:** None.

---

**ANR3507I Cancel in progress**

**Explanation:** This message is displayed in response to a QUERY PROCESS command, and indicates that a generate backupset process has been canceled. The process will end shortly.

**System action:** The process terminates and server operation continues.

**User response:** None.

---

**ANR3508W Generation of backup set for node name as set name (data type data type) failed - no filespaces to process.**

**Explanation:** The named object for the specified node was not created. No filespaces were available to process.

**System action:** Server operation continues.

**User response:** Reissue the command against a node that has filespaces associated with it. If no filespaces exist for a given node, then there is no file data to write to the backupset.

---

**ANR3509E Command: Error encountered in accessing data storage - device class device class name is not defined.**

**Explanation:** During command *command* processing, an error occurred because the specified device class is not defined.

**System action:** The command *command* is ended and server operation continues.

**User response:** Make sure the specified device class is defined.

---

**ANR3510E Command: Error encountered in accessing data storage - disk volume specified.**

**Explanation:** During command *command* processing, an error occurred because a specified volume is a disk volume rather than a tape volume.

**System action:** The command *command* is ended and server operation continues.

**User response:** Make sure that all volumes specified for the command *command* are tape volumes.

---

**ANR3511E Command: Error encountered in accessing data storage - invalid volume name specified.**

**Explanation:** The server encounters an error in accessing data storage while processing command *command*. The error occurred because an attempt has been made to access a volume with an invalid name.

**System action:** The command *command* operation is ended and server operation continues.

**User response:** Issue the command with a valid volume name.

---

**ANR3512E Command: Error encountered in accessing data storage - insufficient number of mount points available for removable media.**

**Explanation:** During command *command* processing, the server cannot allocate sufficient mount points.

**System action:** The command *command* operation is ended and server operation continues.

**User response:** If necessary, make more mount points available.



---

**ANR3513E** *Command: Output error encountered in accessing data storage.*

**Explanation:** The command *command* operation ends because an error has been encountered by the server in writing to a device. Possible reasons include:

- I/O error writing to a device
- No storage space.

**System action:** The command *command* operation ends and server operation continues.

**User response:** Query the activity log to find messages preceding this one to determine the cause of the error. After the problem is corrected, the command can be retried.

---

**ANR3514E** *Command: Data transfer was interrupted in accessing data storage.*

**Explanation:** The database transaction associated with command *command* operation failed because data transfer to or from data storage was interrupted by an external event.

**System action:** The command *command* operation is ended and server operation continues.

**User response:** Examine the messages issued prior to this message to determine why the data transfer was interrupted. Reissue the command *command* after the problem is resolved.

---

**ANR3515E** *Command: Error encountered in accessing data storage - volume already in use.*

**Explanation:** During command *command* processing, a volume cannot be used because it is already defined in a storage pool, or has been previously used by an export, database dump, or database backup operation (as recorded in the volume history) or is in use by another process.

**System action:** The command *command* operation is ended and server operation continues.

**User response:** Specify a volume that is not in use or defined in a storage pool, and that has not been previously used for an export, database dump, or database backup operation as recorded in the server volume history information. Use the QUERY VOLUME command to display the names of volumes that are defined to server storage pools. Use the QUERY VOLHISTORY command to display the names of volumes that have been used for export, database dump, or database backup operations.

---

**ANR3516E** *Command: Out of space on sequential media, scratch media could not be mounted.*

**Explanation:** During command *command* processing, the process encounters an out-of-space condition

writing to the sequential media. Command *command* ends when there is no more space on the sequential media for storing data and SCRATCH=NO has been specified on command *command*.

**System action:** Command *command* processing ends. Server processing continues.

**User response:** Reissue the command and specify SCRATCH=YES or specify additional volume names on the command.

---

**ANR3517E** *Command: Error encountered in accessing data storage - required volume was not mounted.*

**Explanation:** During command *command* processing, a required volume cannot be mounted. The mount request may have been canceled.

**System action:** The command *command* operation is ended and server operation continues.

**User response:** Issue the command again and make sure the necessary volumes are accessible.

---

**ANR3518I** *Command: Processing canceled before completion.*

**Explanation:** The background process to service the command *command* has been canceled with the CANCEL PROCESS command.

**System action:** Processing for the command *command* ends. Statistics on the number and type of objects moved, together with the total number of bytes copied, are displayed on the server console following this message.

**User response:** None.

---

**ANR3519E** *Command: Insufficient memory available in accessing data storage.*

**Explanation:** The server encounters a memory shortage in accessing data storage during command *command* operation.

**System action:** The command *command* operation ends and server operation continues.

**User response:** See the documentation for the operating system about how to increase memory for an application.

---

**ANR3520E** *Command: Internal error encountered in accessing data storage.*

**Explanation:** The server encounters an internal error in accessing data storage while processing command *command* operation.

**System action:** The command *command* operation is ended and server operation continues.

**User response:** Use the QUERY ACTLOG command to examine messages prior to this error to determine the cause of the data storage failure. If the failure can be found and resolved, reissue the command *command* operation. If the failure cannot be found, contact your service representative for assistance in resolving the problem.

---

**ANR3521W** *BackupSet command: Data storage retrieve or restore failed - error detected.*

**Explanation:** The server ends a backup set operation because an error has been encountered on the server. Some common reasons for the error are:

- The input volume is unavailable
- The storage pool is unavailable
- Data is corrupted on the input volume
- Hardware or media failure has occurred
- Database corruption

**System action:** The server ends the backup set operation and continues operation.

**User response:** Examine any prior error messages to determine the source of the error. Use the QUERY ACTLOG command to view the activity log and search for messages if needed. Correct the problem and try the restore or retrieve again. If retry of the operation continues to fail contact your service representative.

---

**ANR3523W** *Backup set command: Retrieve failed - error on input storage device.*

**Explanation:** The server ends a backup set operation for the specified session because an I/O error has been encountered by the server in reading from a device. The object for which the I/O was issued is reported in a later message.

**System action:** Backup set processing skips this file, and continues operation.

**User response:** Query the activity log to find messages preceding this one that specify the device that is failing. Storage pool volumes can be varied offline (by using the VARY OFFLINE command), or the server may need to be shut down with the HALT command to correct the hardware problem.

---

**ANR3524W** *Backup set command: Transaction failed - data transfer interrupted.*

**Explanation:** The database transaction associated with a backup set operation failed because data transfer to or from data storage was interrupted by an external event.

**System action:** The backup set operation is ended and server operation continues.

**User response:** Examine the messages issued prior to this message to determine why the data transfer was

interrupted. Attempt the backup set operation again after problem is resolved.

---

**ANR3525W** *Backup set command: Transaction failed - storage media inaccessible.*

**Explanation:** The server ends a transaction for an backup set operation because storage volumes are not available in the storage pools in which the client files are to be stored.

**System action:** The server ends the backup set operation and server operation continues.

**User response:** An authorized administrator can issue the DEFINE VOLUME command to add storage to one or more storage pools in the storage hierarchy. The VARY ONLINE command can be used to vary offline storage volumes online in the storage hierarchy to make them available for file storage.

---

**ANR3527E** *Backup set command operation terminated - it is acting on an empty volume or volume content is not as expected.*

**Explanation:** The volume content this command is acting upon is not as expected, the volume is empty, or the volume cannot be found.

**System action:** The command operation is ended.

**User response:** Issue the command again and make sure the expected content is in the volumes or the volume is not empty and exists.

---

**ANR3528E** *Backup set command: Media not accessible in accessing data storage.*

**Explanation:** The server ends a transaction for a backup set operation because storage volumes are not available in the storage pools in which the client files are to be stored.

**System action:** The server ends the backup set operation and server operation continues.

**User response:** An authorized administrator can issue the DEFINE VOLUME command to add storage to one or more storage pools in the storage hierarchy. The VARY ONLINE command can be used to vary offline storage volumes online in the storage hierarchy to make them available for file storage.

---

**ANR3529W** *Generate backupset skipping damaged file on volume *volume name*: Node *node name*, Type *file type*, File space *filespace name*, *fsld* *filespace id*, File name *file name*.*

**Explanation:** The backup set generation process encountered a file that was previously found to be damaged. The process encountered the file during a sequential scan of all files on the storage pool volume; the indicated file may or may not have been a

candidate for inclusion in the backup set.

If this file is part of an aggregate, it may have been previously marked as damaged because an integrity error was detected in some other file within the same aggregate. AUDIT VOLUME can determine if this is the case, and if so, will reset the damaged state for the file.

**System action:** The damaged file is not added to the backupset.

**User response:** Audit the indicated volume with FIX=NO to determine if the file is actually damaged. The audit will reset the file's damaged state if the file is not damaged. (If the file is part of an aggregate, and none of the files within the aggregate are damaged, the audit will also reset the entire aggregate's damaged state.)

If the file remains in the damaged state after the audit completes, attempt to restore the damaged file by using the RESTORE STGPOOL command. Note, however, that this is only an option if the damaged file is in a primary storage pool that had been previously backed up to a copy storage pool.

If the audit resets the file's damaged state, or the damaged file was successfully restored using RESTORE STGPOOL, and it is important for this file be included in the backup set, then rerun the GENERATE BACKUPSET command to generate a new backup set containing the file.

---

**ANR3540E** **Object set** *set node:set name:data type* **was not found for session** *session number, node.*

**Explanation:** The indicated session id requested to restore the object set. The object set was not found on the server.

**System action:** The error is returned to the client.

**User response:** None.

---

**ANR3541E** **Error** *error code* **occurred opening object set** *set node:set name:data type* **for session** *session number, node.*

**Explanation:** An error occurred while opening the indicated object set.

**System action:** An error is returned to the client.

**User response:** Correct the problem reported by previous messages, if possible.

---

**ANR3542E** **Error** *error code* **occurred reading object set** *set node:set name:data type* **for session** *session number, node.*

**Explanation:** An error occurred while reading the indicated object set.

**System action:** An error is returned to the client.

**User response:** Correct the problem reported by previous messages, if possible.

---

**ANR3543E** **Error** *error code* **occurred while sending entries from object set** *set node:set name:data type* **for session** *session number, node.*

**Explanation:** An error occurred while sending entries for the indicated object set.

**System action:** An error is returned to the client.

**User response:** Correct the problem reported by other prior or subsequent messages related to this session, and try the operation again.

---

**ANR3544E** **Generation of backup set for node** *name as set name (data type data type)* **skipped shreddable data object in file space** *filesystem id, file name file name, type file type.*

**Explanation:** The named data object for the specified node was skipped while generating a backupset.

The data object resides in a shreddable storage pool and will not be included in the backupset because the ALLOWSHREDDABLE=YES parameter was not specified.

**System action:** Backupset generation continues.

**User response:** Check with your Storage Administrator to ensure data residing in a shreddable storage pool is allowed to be stored on a backupset. Data stored on backupsets cannot be shredded. Only data that resides in a shreddable storage pool can be shredded. If your Storage Administrator allows shreddable data to be stored on backupsets, then restart the operation and specify the ALLOWSHREDDABLE=YES parameter.

---

**ANR3547I** **Backup set** *set name* **used volume** *volume name.*

**Explanation:** The named object used the specified volume.

**System action:** Server operation continues.

**User response:** None.

---

**ANR3548E** **Command: Retrieve or restore failed - file was moved or deleted from data storage during retrieval.**

**Explanation:** The server ends a file retrieval operation for the specified command because the file has been moved or deleted from data storage by another process before retrieval is complete.

**System action:** The server ends the command.

**User response:** Contact your administrator to find out

if space reclamation, migration, DELETE FILESPACE, DELETE VOLUME, MOVE DATA, or inventory expiration processes are running; these processes can move or delete data storage files during retrieval. Reissue the command after these processes have been completed or canceled.

---

**ANR3549W** Reorganization was canceled because of a conflicting lock on table *table name*.

**Explanation:** The server online reorganization for the referenced table could not be completed because of a lock conflict. The reorganization was canceled.

**System action:** The server will continue to operate.

**User response:** None.

---

**ANR3550E** Definition of backup set *set name* for *node name* failed because it has an unknown format.

**Explanation:** The named object for the specified node was not defined. It was generated on a server that is at a higher level than this server and contains data that cannot be properly interpreted by this server.

**System action:** Server operation continues.

**User response:** Define the object on a server that is compatible with the server that generated the object, or upgrade this server to be compatible with the server that generated the object.

---

**ANR3551I** The server delete batch size has been set to *new batch size*. Deletion operations that start after this point will use the new value.

**Explanation:** A SETOPT command was used to set the value for the delete batch size value. This setting determines the maximum number of files that are deleted from the server in one database transaction. The setting influences inventory expiration operations.

**System action:** The server uses this new setting for deletion operations that are started after this message is issued.

**User response:** None.

---

**ANR3552E** Command: Node *node name* is a node name not supported on the target server and is skipped.

**Explanation:** The node name has one or more characters that is not supported on server versions earlier than 7.1.1. The character is the '@' sign.

**System action:** The server skips the node name and operation continues.

**User response:** Check if the node name has the '@' (at sign) character. Node names with the '@' character are

supported on server versions 7.1.1 and newer. Reissue the command specifying a different node name, or, rename the node name and reissue the command.

---

**ANR3555E** The server cannot connect to the cloud service provider with the specified cloud URL of *url* when using the given password as a Shared Access Signature token.

**Explanation:** The connection to the cloud service provider failed because the cloud URL, and cloud password specified in the command could not be resolved.

**System action:** The command fails.

**User response:** Verify that the cloud URL, password, and cloud type for the cloud storage pool are correct and have been entered correctly. Also, verify that the cloud provider is active.

---

**ANR3556E** The server cannot connect to the cloud service provider with the specified cloud URL of *url* when using the cloud ID of *id* and its password.

**Explanation:** The connection to the cloud service provider failed because the cloud URL, cloud ID, and cloud password specified in the command could not be resolved.

**System action:** The command fails.

**User response:** Verify that the cloud URL, user ID, password, and cloud type for the cloud storage pool are correct and have been entered correctly. Also, verify that the cloud provider is active.

---

**ANR3557I** The cloud service provider URL and credentials were verified.

**Explanation:** The verification of the credentials and URL for the cloud service provider succeeded.

**System action:** Server operation continues.

**User response:** None.

---

**ANR3560E** *command*: One or more of the following parameters are missing: *parameters*.

**Explanation:** The command cannot be processed as specified.

**System action:** The server ignores the command.

**User response:** Verify the command syntax and reissue the command.

---

**ANR3561E** *command: Keyword parameter parameter is not recognized. The following keyword parameters are valid: validlist.*

**Explanation:** The command cannot be processed as specified.

**System action:** The server ignores the command.

**User response:** Verify the command syntax and reissue the command.

---

**ANR3562E** *command: The parameter parameter value value is not numeric. The minimum value is min value and the maximum value is max value.*

**Explanation:** The command cannot be processed because the specified parameter requires a numeric value.

**System action:** The server ignores the command.

**User response:** Verify the command syntax and reissue the command.

---

**ANR3563E** *command: The parameter parameter value value is out of range. The minimum value is min value and the maximum value is max value.*

**Explanation:** The command cannot be processed as specified.

**System action:** The server ignores the command.

**User response:** Verify the command syntax and reissue the command.

---

**ANR3564E** *command: The parameter parameter value value is not recognized. The following parameter values are valid: validlist.*

**Explanation:** The command cannot be processed as specified.

**System action:** The server ignores the command.

**User response:** Verify the command syntax and reissue the command.

---

**ANR3565E** *command: The parameter parameter value value is out of range. The minimum value is min value and the maximum value is max value. The following parameter values are also valid: validlist.*

**Explanation:** The command cannot be processed as specified.

**System action:** The server ignores the command.

**User response:** Verify the command syntax and reissue the command.

---



---

**ANR3566E** *command: The parameter parameter value value is not recognized. The minimum value is min value and the maximum value is max value. The following parameter values are also valid: validlist.*

**Explanation:** The command cannot be processed as specified.

**System action:** The server ignores the command.

**User response:** Verify the command syntax and reissue the command.

---

**ANR3567E** *command: The scale scale for the parameter parameter is not recognized. The following scales are valid: validlist.*

**Explanation:** The command cannot be processed as specified.

**System action:** The server ignores the command.

**User response:** Verify the command syntax and reissue the command.

---

**ANR3568E** *command: The parameter parameter value value is out of range. The minimum value is min value and the maximum value is max value.*

**Explanation:** The command cannot be processed as specified.

**System action:** The server ignores the command.

**User response:** Verify the command syntax and reissue the command.

---

**ANR3569E** *command: The parameter parameter value value is too long. The maximum length is max length characters.*

**Explanation:** The command cannot be processed as specified.

**System action:** The server ignores the command.

**User response:** Verify the command syntax and reissue the command.

---

**ANR3570E** *command: The parameter parameter value is too short. The minimum length is min length characters.*

**Explanation:** The command cannot be processed as specified.

**System action:** The server ignores the command.

**User response:** Verify the command syntax and reissue the command.

---

---

**ANR3571E** *command: The parameter parameter value value contains an invalid character "character". The following characters are valid: "validlist" (excluding the quotation marks).*

**Explanation:** The command cannot be processed as specified.

**System action:** The server ignores the command.

**User response:** Verify the command syntax and reissue the command.

---

**ANR3572E** *command: The parameter parameter value value is a reserved value and cannot be specified.*

**Explanation:** The command cannot be processed as specified.

**System action:** The server ignores the command.

**User response:** Verify the command syntax and reissue the command.

---

**ANR3573E** *command: The parameter parameter value value is not a valid date.*

**Explanation:** The command cannot be processed as specified.

**System action:** The server ignores the command.

**User response:** Verify the command syntax and reissue the command.

---

**ANR3574E** *command: The parameter parameter value value month month is out of range. The minimum value is minimum and the maximum value is maximum.*

**Explanation:** The command cannot be processed as specified.

**System action:** The server ignores the command.

**User response:** Verify the command syntax and reissue the command.

---

**ANR3575E** *command: The parameter parameter value value day day is out of range. The minimum value is minimum and the maximum value is maximum.*

**Explanation:** The command cannot be processed as specified.

**System action:** The server ignores the command.

**User response:** Verify the command syntax and reissue the command.

---

**ANR3576E** *command: The parameter parameter value value year year is out of range. The minimum value is minimum and the maximum value is maximum.*

**Explanation:** The command cannot be processed as specified.

**System action:** The server ignores the command.

**User response:** Verify the command syntax and reissue the command.

---

**ANR3577E** *command: The parameter parameter relative days value value is not numeric.*

**Explanation:** The command cannot be processed because the specified parameter requires a numeric value.

**System action:** The server ignores the command.

**User response:** Verify the command syntax and reissue the command.

---

**ANR3578E** *command: The parameter parameter relative days value value is out of range. The minimum value is 0 and the maximum value is max value.*

**Explanation:** The command cannot be processed as specified.

**System action:** The server ignores the command.

**User response:** Verify the command syntax and reissue the command.

---

**ANR3579E** *command: The parameter parameter value value is not a valid time.*

**Explanation:** The command cannot be processed as specified.

**System action:** The server ignores the command.

**User response:** Verify the command syntax and reissue the command.

---

**ANR3580E** *command: The parameter parameter value value hours hours is out of range. The minimum value is minimum and the maximum value is maximum.*

**Explanation:** The command cannot be processed as specified.

**System action:** The server ignores the command.

**User response:** Verify the command syntax and reissue the command.

---

---

**ANR3581E** *command: The parameter parameter value value minutes minutes is out of range. The minimum value is minimum and the maximum value is maximum.*

**Explanation:** The command cannot be processed as specified.

**System action:** The server ignores the command.

**User response:** Verify the command syntax and reissue the command.

---

**ANR3582E** *command: The parameter parameter value value seconds seconds is out of range. The minimum value is minimum and the maximum value is maximum.*

**Explanation:** The command cannot be processed as specified.

**System action:** The server ignores the command.

**User response:** Verify the command syntax and reissue the command.

---

**ANR3583E** *command: The parameter parameter relative hours value value is not numeric.*

**Explanation:** The command cannot be processed because the specified parameter requires a numeric value.

**System action:** The server ignores the command.

**User response:** Verify the command syntax and reissue the command.

---

**ANR3584E** *command: The parameter parameter relative minutes value value is not numeric.*

**Explanation:** The command cannot be processed because the specified parameter requires a numeric value.

**System action:** The server ignores the command.

**User response:** Verify the command syntax and reissue the command.

---

**ANR3585E** *command: The parameter parameter relative hours value value is out of range. The minimum value is 0 and the maximum value is max value.*

**Explanation:** The command cannot be processed as specified.

**System action:** The server ignores the command.

**User response:** Verify the command syntax and reissue the command.

---

**ANR3586E** *command: The parameter parameter relative minutes value value is out of range. The minimum value is 0 and the maximum value is max value.*

**Explanation:** The command cannot be processed as specified.

**System action:** The server ignores the command.

**User response:** Verify the command syntax and reissue the command.

---

**ANR3587E** *command: The parameter parameter is specified more than once.*

**Explanation:** The command cannot be processed because the specified parameter can only be entered once.

**System action:** The server ignores the command.

**User response:** Verify the command syntax and reissue the command.

---

**ANR3588E** *command: The parameter parameter requires the prerequisite parameter parameter.*

**Explanation:** The command cannot be processed as specified.

**System action:** The server ignores the command.

**User response:** Verify the command syntax and reissue the command.

---

**ANR3589I** *command: For more information, issue the HELP command command.*

**Explanation:** One or more syntax errors were found in the specified server command (see the previous messages). The command cannot be processed as specified.

**System action:** None.

**User response:** Verify the command syntax and reissue the command.

---

**ANR3590E** *command: Command is above the requested skill level.*

**Explanation:** The specified server command has a skill level above what was requested.

**System action:** The server ignores the command.

**User response:** Reissue the command and enter the proper syntax.

---

**ANR3591E** *command: The parameter parameter value value is out of range. The minimum value is min value and the maximum value is max value. The following parameter values are also valid: validlist.*

**Explanation:** The command cannot be processed as specified.

**System action:** The server ignores the command.

**User response:** Verify the command syntax and reissue the command.

---

**ANR3592E** *command: The parameter parameter value value is not recognized. The minimum value is min value and the maximum value is max value. The following parameter values are also valid: validlist.*

**Explanation:** The command cannot be processed as specified.

**System action:** The server ignores the command.

**User response:** Verify the command syntax and reissue the command.

---

**ANR3593E** *command: The parameter parameter value value is not valid. One of the following scales is required: validlist.*

**Explanation:** The command cannot be processed as specified.

**System action:** The server ignores the command.

**User response:** Verify the command syntax and reissue the command.

---

**ANR3594E** *command: The integer portion of the parameter parameter value value is out of range. The minimum integer value is min value and the maximum integer value is max value.*

**Explanation:** The command cannot be processed as specified.

**System action:** The server ignores the command.

**User response:** Verify the command syntax and reissue the command.

---

**ANR3595E** *command: The integer portion of the parameter parameter value value is out of range. The minimum integer value is min value and the maximum integer value is max value. The following parameter values are also valid: validlist.*

**Explanation:** The command cannot be processed as specified.

**System action:** The server ignores the command.

**User response:** Verify the command syntax and reissue the command.

---

**ANR3596E** *command: The parameter parameter conflicts with the conflicting parameter parameter.*

**Explanation:** The command cannot be processed as specified.

**System action:** The server ignores the command.

**User response:** Verify the command syntax and reissue the command.

---

**ANR3597E** *command: The parameter parameter value value is specified more than once.*

**Explanation:** The command cannot be processed as specified.

**System action:** The server ignores the command.

**User response:** Verify the command syntax and reissue the command.

---

**ANR3598E** *command: At least one of the following parameters is required: parameters.*

**Explanation:** The command cannot be processed as specified.

**System action:** The server ignores the command.

**User response:** Verify the command syntax and reissue the command.

---

**ANR3599E** *command: One and only one of the following parameters is required: parameters.*

**Explanation:** The command cannot be processed as specified.

**System action:** The server ignores the command.

**User response:** Verify the command syntax and reissue the command.

---

**ANR3601W** *Policy Domain release failed for domain domain id due to communications failure.*

**Explanation:** The storage agent was attempting to inform the database server that it was finished with the domain indicated by the *domain id*, but was unable to communicate with the database server. The cached policy information will be cleaned up when the storage server terminates or re-starts or when the database server re-starts.

**System action:** The storage agent continues operation. The policy information is deleted from the storage agent policy cache.

**User response:** Policy caches are cleaned up on the



storage agent or server re-start. Network communication between the storage agent and database server should be checked.

---

**ANR3602E    Unable to communicate with database server.**

**Explanation:** The storage agent was attempting to communicate with the database server but was unable to do so.

**System action:** The storage agent operation fails.

**User response:** Check the configuration of the storage agent and server to ensure that communication parameters are correct. Ensure that the database server is running and is accepting messages.

---

**ANR3603E    Storage Agent *Storage Agent name* was unable to load policy information due to a protocol error.**

**Explanation:** While receiving policy information from a database server, processing ended prematurely because of a protocol error.

**System action:** Server operation continues. Policy is loaded from the database server database.

**User response:** If this problem persists, contact your service representative.

---

**ANR3604E    This command is not supported in the current operating environment.**

**Explanation:** A command was issued that is valid under most circumstances, but not in the current server environment.

**System action:** Server operation continues.

**User response:** Issue commands which are allowed in the current environment.

---

**ANR3605E    Unable to communicate with storage agent.**

**Explanation:** The database server was attempting to communicate with the storage agent but was unable to do so.

**System action:** The database server operation fails.

**User response:** Check the configuration of the storage agent and server to ensure that communication parameters are correct.

---

**ANR3606E    The storage agent was communicating with the database server on a restore request with verb *verb name* and received return code *return code*.**

**Explanation:** The storage agent and database server were coordinating a restore request. While

communicating using the indicated verb ( an internal request mechanism between the storage agent and database server ), an unexpected return code was received. The verb name and return code are provided for IBM Software Support.

**System action:** Database server and storage agent continue. The restore request fails, but may be retried by the client.

**User response:** Check the configuration of the storage agent and server to ensure that communication parameters are correct. If this problem persists, contact your service representative.

---

**ANR3607E    The storage agent was communicating with the client on a restore request with verb *verb name* and received return code *return code*.**

**Explanation:** The storage agent was communicating with a client for a restore request. While communicating using the indicated verb ( an internal request mechanism between the storage agent and client ), an unexpected return code was received. The verb name and return code are provided for IBM Software Support.

**System action:** Database server and storage agent continue. The restore request fails, but may be retried by the client.

**User response:** Check the configuration of the storage agent and client to ensure that communication parameters are correct. If this problem persists, contact your service representative.

---

**ANR3608E    The storage agent was communicating with the database server on a restore request. An unexpected request (id *verb* ) was received from the database server.**

**Explanation:** The storage agent and database server were coordinating a restore request. While communicating, the indicated verb ( an internal request mechanism between the storage agent and database server ), was unexpected. The verb number is provided for IBM Software Support.

**System action:** Database server and storage agent continue. The restore request may fail, but may be retried by the client.

**User response:** If this problem persists, contact your service representative.

---

**ANR3609E    The storage agent was handling a restore request. A failure occurred in starting a new thread. The return code *return code* from the failing routine may be useful to IBM Software Support.**

**Explanation:** The storage agent was handling a restore request. A new thread could not be started. Without the

new thread the request could not be handled.

**System action:** Database server and storage agent continue. The restore request has failed.

**User response:** Ensure that there is sufficient system memory for the storage agent to operate properly. Insufficient memory or paging/swap space can cause problems in starting threads. If this problem persists, contact your service representative.

---

**ANR3610I Domain Identifier *domain identifier* was not found.**

**Explanation:** The server was cleaning up cached policy information after a restore request. A domain with the indicated identifier was not found in an internal list.

**System action:** Database server and storage agent continue.

**User response:** No response is required if the message is the result of starting a storage agent. The storage agent requests that the server purge cached information that it was using previously. It is possible that information tracking policy caching has become stale. In this case, no response is required. If the message occurs without a storage agent connecting to the server, contact your service representative.

---

**ANR3611E Storage Agent unable to contact server.**

**Explanation:** The storage agent was attempting to contact the server to start a session or run a command. The storage agent was unable to contact the server to start a transaction.

**System action:** The storage agent continues processing. The server may be down or there may be a communications problem.

**User response:** No response is required if the message is the result of stopping a server. Ensure that the server with which the storage agent communicates is running and that there is connectivity between the systems. The server must be restarted before you can start a new administrator session with the storage agent.

---

**ANR3612E This command is not supported in the Express environment.**

**Explanation:** A command was issued that is valid under most circumstances, but not in the current server environment.

**System action:** Server operation continues.

**User response:** Issue commands which are allowed in the current environment.

---

**ANR3613W Process *process ID* skipped *Num Files* files on volume *Volume name* because of a lock conflict with another process.**

**Explanation:** A lock conflict was encountered while moving files and the retries were exceeded.

**System action:** The operation skips the files without making copies and continues.

**User response:** Retry the operation.

---

**ANR3614E The server failed to connect to the database.**

**Explanation:** The server was unable to establish or validate a connection to the database.

**System action:** The server will shutdown.

**User response:** Examine the messages that were issued before this message to determine the cause of the failure. Start the server after the issue has been resolved.

---

**ANR3615E The value of the DATAFORMAT parameter for the datamover is not compatible with the NAS file server.**

**Explanation:** The datamover was defined with the NDMPDump DATAFORMAT. This data format is not compatible with an EMC NAS file server.

**System action:** The NDMP operation fails.

**User response:** Update the datamover to use the CELERRADump dataformat.

---

**ANR3616E An error occurred. More information might be available in the dsmserv.err and dsfmffdc.log files.**

**Explanation:** None.

**System action:** Server operation continues.

**User response:** Review the dsmserv.err and dsfmffdc.log files for messages that occurred at the same time as the error. The dsmserv.err and dsfmffdc.log files is located in the server working directory. Correct any problems that are identified.

---

**ANR3617E The server failed to start with return code *rc* because of an issue with the database environment handle.**

**Explanation:** The server was unable to allocate a handle to the database environment.

**System action:** The server stops.

**User response:** The following are possible causes and solutions:

- The most common cause is that the DSMSEV utility is not being run as the instance owner, or the user

profile (db2profile) has not been sourced for the current login shell. To resolve the issue, log in as the instance user and source the DB2 profile, db2profile:  
 . /home/tsminst1/sqllib/db2profile Note: Ensure that you insert a space after the initial dot.

- A mismatch between the /etc/hosts file and the ~/sqllib/db2nodes.cfg file. If the host name was recently updated, ensure that the systems host name in the /etc/hosts file matches the host name in the ~/sqllib/db2nodes.cfg file. If the files contain the same host name, see the db2diag.log files for more information. For information about the db2nodes.cfg file, see the DB2 documentation.
- The database manager cannot be started due to insufficient system resources. Review the current operating system kernel settings and ulimit settings for parameters like nfiles for the user who is starting the DMSERV program. Increase the values if needed. For information about changing kernel and ulimit values, see the documentation for your operating system. For guidelines concerning ulimit settings on IBM Spectrum Protect servers search for "user limits" in the product information (<http://www.ibm.com/support/knowledgecenter/SSEQVQ/>). For guidelines concerning operating system kernel parameters, search for "tuning kernel parameter" in the product information.
- Instance entries are missing from the /etc/services file. If the entries do not exist in the /etc/services file, re-create the entries as in this example:  
 DB2\_tsminst1 60000/tcp DB2\_tsminst1\_1 60001/tcp DB2\_tsminst1\_2 60002/tcp DB2\_tsminst1\_END 60003/tcp As a general rule, these entries are placed near the end of the /etc/services file. Replace tsminst1 with the name of the IBM Spectrum Protect instance that is being used on the server.
- A copy of the DB2APP64.dll file is in the server instance directory. In some cases, users mistakenly copy the DB2APP64.dll file to the server instance directory from the installation directory. By default, the installation directory is C:\Program Files\Tivoli\TSM\db2\BIN. The DB2APP64.dll file should be in this directory only. Any additional copies of this DLL file should be removed.

---

**ANR3618W** *bad adapter number of total adapter number*  
**host bus adapters cannot be opened.**

**Explanation:** The SAN discovery function is not able to open all of the host bus adapters (HBAs) on the system.

**System action:** None.

**User response:** IBM Spectrum Protect SAN discovery may only be getting partial device information from the SAN. Verify that all HBAs are configured and working properly.

---

**ANR3619W** *The user limit for limit is below the recommended minimum value of value.*

**Explanation:** A user limit that is below the recommended minimum value might cause unexpected behavior.

**System action:** None.

**User response:** Set the user limit so that it is equal to or greater than the recommended minimum value.

---

**ANR3620I** *Status threshold status threshold updated.*

**Explanation:** An UPDATE STATUSTHRESHOLD command has updated the status threshold indicated.

**System action:** None.

**User response:** None.

---

**ANR3621I** *Status threshold status threshold deleted.*

**Explanation:** A DELETE STATUSTHRESHOLD command has deleted the status threshold indicated.

**System action:** None.

**User response:** None.

---

**ANR3622I** *Status threshold status threshold defined.*

**Explanation:** A DEFINE STATUSTHRESHOLD command has created the status threshold indicated.

**System action:** None.

**User response:** None.

---

**ANR3623E** *Command: Status threshold status threshold is already defined.*

**Explanation:** The command indicated has attempted to define a status threshold that already exists.

**System action:** None.

**User response:** None.

---

**ANR3624E** *Command: Status threshold threshold name is not defined.*

**Explanation:** The command shown specifies a status threshold that is not defined with the server.

**System action:** None.

**User response:** None.

---

**ANR3625I** *Host bus adapter (HBA) API functions are not supported by adapter adapter name.*

**Explanation:** The HBA API function failed to retrieve the attributes of the adapter. The reason is that this adapter is not a Fibre Channel SCSI adapter. This

adapter might be a Serial Attached SCSI adapter. Therefore, SAN discovery does not work.

**System action:** The system is unable to retrieve the attributes of the adapter.

**User response:** Validate whether this adapter is a Fibre Channel SCSI adapter or not, and if it is, contact hardware support for the adapter.

---

**ANR3626W** A check condition occurred during a small computer system interface (SCSI) inquiry at Fibre Channel port WWN=*fc port wwn*, KEY=*sense key*, ASC=*asc*, ASCQ=*ascq*.

**Explanation:** The host bus adapter (HBA) API function failed to query the SCSI information of a device located at this port. A hardware error or SCSI bus reset might have occurred during the operation.

**System action:** The HBA API inquiry function was unable to retrieve the SCSI device information from this port.

**User response:** Verify that the adapter, device, and Fibre Channel are connected. For more information about the values of the KEY, ASC, and ASCQ fields, see the SCSI specification.

---

**ANR3627I** Alerts cannot be sent by email.

**Explanation:** You must enable the alert monitor and email option to receive alerts by email.

**System action:** Server processing continues.

**User response:** Configure the server alert settings with the following commands:

SET ALERTMONITOR ON

SET ALERTEMAIL ON

---

**ANR3628E** The monitor status process has encountered an unexpected error setting the status of element *element*. The process returned error code *rc*.

**Explanation:** The process that monitors server activity has detected an error setting the element status.

**System action:** None.

**User response:** None.

---

**ANR3629W** All administrators with system level authority use LDAP authentication. Administrator *admin* was the most recent administrator with system level authority that used LOCAL authentication.

**Explanation:** All administrator with system level authority use LDAP authentication. This situation has

risks, based on the availability of the LDAP server. If required, make sure that the LDAP server has high availability configurations implemented. For example: clustering, mirroring, or replication. Having one system-level administrator with LOCAL authentication gives that administrator the ability to update other administrators and nodes to LOCAL authentication if the LDAP server is down unusable for an extended period of time.

**System action:** The only administrator with system level authority uses LDAP authentication.

**User response:** Consider having one administrator with system authority and LOCAL authentication. If this is not possible, validate that the high availability configurations for the LDAP server are sufficient.

---

**ANR3630E** Command: The condition condition will conflict with existing status threshold threshold with condition condition.

**Explanation:** The command indicated has attempted to define or update a status threshold that will conflict with an existing threshold.

**System action:** The status threshold is not defined or updated.

**User response:** Either delete the existing threshold or use a different condition.

---

**ANR3631E** The database is not intact.

**Explanation:** The server failed to start because the database was not intact.

**System action:** Server initialization fails.

**User response:** If this is a new installation or configuration, confirm that the DSMSEV FORMAT step was completed successfully. If this is an existing configuration that was previously working, a database restore might be required.

---

**ANR3632E** command: The administrator administrator ID is locked.

**Explanation:** The administrator ID is locked and cannot be used in this command.

**System action:** The command fails.

**User response:** Unlock the administrator ID and reissue the command.

---

**ANR3633I** Process process ID skipped volume Volume Name because the volume contains files that have not been backed up.

**Explanation:** The DEDUPREQUIRESBACKUP server option is set to the default value of YES. If the value of this option is YES, files within a deduplicated storage

pool must be backed up to a non-deduplicated copy storage pool before the files can be reclaimed.

**System action:** The operation skips the volume and continues.

**User response:** Ensure that all files on the volume are backed up to a non-deduplicated copy storage pool. You can change the value of the DEDUPREQUIRESBACKUP server option to NO. However, changing the option value to NO can result in unrecoverable data loss if a data-integrity error occurs.

---

**ANR3634W The HBA API cannot provide tape device information from the SAN.**

**System action:** No action is required.

**User response:** Check the connections between the Fibre Channel cables and the tape device settings to ensure that the tape devices can be presented to the system first. Contact the HBA vendor to report problems if the QUERY SAN command cannot retrieve tape device information when tape devices are presented to the system.

---

**ANR3635I The status monitor has updated the event record retention period to 14 days.**

**Explanation:** To provide full functionality for the Operations Center, the server must retain event records for a minimum of 14 days.

**System action:** Event records will be retained for 14 days.

**User response:** Use the SET EVENTRETENTION command if a different value is desired.

---

**ANR3636W Transaction failed for session *session number* for node *node name (client platform)* - the key is already defined.**

**Explanation:** The server ends the transaction because the key is already defined in the database.

**System action:** Server operation continues.

**User response:** Make sure the key is unique.

---

**ANR3637W Transaction failed for session *session number* for node *node name (client platform)* - the key is not defined.**

**Explanation:** The server ends the transaction because the key is already defined in the database.

**System action:** Server operation continues.

**User response:** Make sure the key is defined.

---

**ANR3638W Space reclamation skipped volume *volume name* because the spanned volume *volume name* in storage pool *storage pool name* is inaccessible.**

**Explanation:** The specified volume is eligible for space reclamation, but the spanned volume is either unavailable or destroyed. The specified volume is skipped. Space reclamation continues for other volumes.

**System action:** The space reclamation process continues.

**User response:** No action is required.

---

**ANR3639I *command*: A deduplicated NAS backup image for node *node name*, file space *filespace name* was skipped.**

**Explanation:** The server command has determined that a NAS backup image is not eligible for processing because the image or one of its dependent files is stored or had been stored in a deduplicated storage pool.

**System action:** The processing continues.

**User response:** No action is required.

---

**ANR3640E *command* command failed because the target replication server *target\_server\_name* is invalid.**

**Explanation:** The specified target replication server is not a target replication server.

**System action:** The command fails.

**User response:** To set the name of a target replication server and to run the replication validation process for that target replication server, complete the following steps:

1. Obtain a list of possible target replication servers by issuing the QUERY SERVER command.
2. Verify the policies by issuing the VALIDATE REPLPOLICY command.

---

**ANR3641E SET DISSIMILARPOLICIES command failed because the policies on the target replication server were not verified.**

**Explanation:** The policies on the target replication server were not verified before issuing the SET DISSIMILARPOLICIES command.

**System action:** The command fails.

**User response:** Verify the policies by issuing the VALIDATE REPLPOLICY command.

---

**ANR3642E**    **Damaged files are not recovered because the system-wide REPLRECOVERDAMAGED setting is turned off.**

**Explanation:** To recover damaged files by using the REPLICATE NODE command, the REPLRECOVERDAMAGED setting must be turned on.

**System action:** The REPLICATE NODE command fails.

**User response:** To resolve the issue, complete the following steps: 1. Use the SET REPLRECOVERDAMAGED command to turn the setting for file recovery on. Issue the following command: set replrecoverdamaged on 2. Run the REPLICATE NODE command again. Ensure that the RECOVERDAMAGED parameter is set to YES or ONLY.

---

**ANR3643W**    **Process number for description exceeded the maximum allowed running time.**

**Explanation:** The process was started by a administrative schedule and is running longer than the maximum allowed time defined in the schedule.

**System action:** The process is cancelled and server operation continues.

**User response:** None.

---

**ANR3644E**    **The target replication server name does not support dissimilar policies.**

**Explanation:** Dissimilar policies are supported only on IBM Spectrum Protect Version 7.1.1 or later.

**System action:** Policy validation is skipped for the specified server.

**User response:** To resolve this issue, complete the following steps: 1. Upgrade the target server to IBM Spectrum Protect V7.1.1 or later. 2. Run the VALIDATE REPLPOLICY command again.

---

**ANR3645E**    **Command: Storage pool storage pool name still contains at least one directory.**

**Explanation:** A DELETE STGPOOL command specifies a storage pool that has directories assigned to it.

**System action:** The server does not process the command.

**User response:** Delete the directory belonging to the storage pool and reissue the command.

---

**ANR3646E**    **Command: Storage pool directory storage pool directory name has an access mode of access mode and has active data.**

**Explanation:** A DELETE STGPOOLDIR command specifies a storage pool directory that has in use directories assigned to it.

**System action:** The server does not process the command.

**User response:** Ensure that there are no containers in the directory before you delete it. Issue the UPDATE STGPOOL command and set the REUSEDELAY parameter to specify the number of days that must elapse after all deduplicated extents are removed from a container storage pool. To force removal of the directory, issue the UPDATE STGPOOLDIRECTORY command and set the access mode to DESTROYED. Issue the AUDIT CONTAINER command and specify the ACTION=REMOVEDAMAGED parameter to delete the container.

---

**ANR3647E**    **The Command command failed because the default replication server is not set.**

**Explanation:** The command requires a default target replicatoin server. If the default target replication server is not set, the command fails.

**System action:** The command fails.

**User response:** Issue the SET REPLSERVER command to set the default target replication server as the target replication server.

---

**ANR3648E**    **Command: Storage pool NEXTSTGPOOL: storage pool name is a directory-container storage pool.**

**Explanation:** The command indicated specifies the name of a storage pool which is a directory-container storage pool. The command syntax requires that a directory-container storage pool name not be specified.

**System action:** The server does not process the command.

**User response:** Reissue the command with a valid storage pool name.

---

**ANR3649I**    **A scan to identify damaged files was initiated at time.**

**Explanation:** If the REPLRECOVERDAMAGED system parameter is set to ON, the system conducts a brief check of server database tables every 30 minutes to determine whether the number of damaged bitfiles has changed. If the number has changed, the system initiates a scan of server database tables to identify the damaged files for recovery purposes.

**System action:** A scan was started to collect information about damaged files.

**User response:** No action is required.

---

**ANR3650I A scan to identify damaged files was completed at *time*.**

**Explanation:** If the REPLRECOVERDAMAGED system parameter is set to ON, the system conducts a brief check of server database tables every 30 minutes to determine whether the number of damaged bitfiles has changed. If the number has changed, the system initiates a scan of server database tables to identify the damaged files for recovery purposes.

**System action:** A scan that collected information about damaged files is completed. If the recovery of damaged files is enabled for a node, the next replication process will replace the damaged files on that node with undamaged files from the target replication server. Recovery of damaged files can take place only if the files were replicated before the damage occurred.

**User response:** No action is required.

---

**ANR3651W The replication process is skipping a damaged file on volume *volume name*:  
Node *node name*, Type *file type*, File space *filesystem name*, File name *file name*.**

**Explanation:** During the replication process, a file is encountered that was previously found to be damaged. If this file is part of an aggregate, the entire aggregate was previously marked damaged, possibly because an integrity error was detected for some other file within the aggregate.

**System action:** The damaged file is not replicated.

**User response:** Perform the following actions:

- Audit the volume with FIX=NO to verify that the file is damaged. If the file is undamaged, the audit process resets the file status. If the file is part of an aggregate and the entire aggregate is found to be undamaged, the audit process resets the aggregate status.
- If the volume is in a primary storage pool and has a copy in the copy storage pool, attempt to restore the damaged file by issuing the RESTORE STGPOOL command.

---

**ANR3652I The VALIDATE REPLPOLICY command did not find any nodes to validate on the target replication server *target server name*.**

**Explanation:** The nodes on the target replication server are not the same as the nodes on the source replication server. When you issue this command, it does not find any nodes that are common to both replication servers to compare.

**System action:** Server operation continues.

**User response:** No action is required.

---

**ANR3653I A scan to identify damaged files was stopped at *time*.**

**Explanation:** The scan was stopped because the REPLRECOVERDAMAGED system parameter was set to OFF.

**System action:** Information that was collected during the scan was saved.

**User response:** No action is required. However, if you want to restart the scan, issue the following command: SET REPLRECOVERDAMAGED ON

---

**ANR3654W Inventory file expiration processing did not run in the previous 24 hours.**

**Explanation:** When you are using the policies on the target replication server to manage replicated client-node data, you must run expiration processing every 24 hours to allow the target replication server reuse storage pool space that is occupied by expired replicated data.

**System action:** Server operation continues.

**User response:** Run expiration processing at least once in a 24 hour period.

---

**ANR3655I Replication ended for process *node name*, but the deduplication catalog is being updated for the following storage pools:  
*pool list*.**

**Explanation:** As files were being recovered from the target replication server, a separate thread was started to update the entries for the affected files in the deduplication catalog. The thread was still in the process of updating the entries when the replication recovery process ended.

**System action:** The thread continues to update the attributes of the recovered files in the deduplication catalog. When the updates are complete, all affected files will be accessible to client sessions and server processes.

**User response:** No action is required.

---

**ANR3656I Replication recovery of damaged files is disabled.**

**Explanation:** During a database upgrade, damaged files were detected. The REPLRECOVERDAMAGED system parameter, which is used to enable the recovery of damaged files, was automatically set to OFF. The OFF setting prevents the server from scanning database tables for damaged objects that can be recovered. Prevention of the scan is necessary in case many damaged files are detected. In that case, the scan might require considerable time and a large amount of server resources.

**System action:** The server upgrade continues, and the

REPLRECOVERDAMAGED system parameter remains set to OFF.

**User response:** The process for scanning database tables should be scheduled when the use of server resources is at a minimum. To start the scan, issue the following command: set replrecoverdamaged on For detailed instructions, see the documentation for the SET REPLRECOVERDAMAGED command.

---

**ANR3657E REPAIR STGPOOL: One or more required stgpool directories is currently unavailable on the target server.**

**Explanation:** The REPAIR STGPOOL process is unable to repair one or more files because the replicated data is located in a stgpool directory that is currently unavailable on the target server.

**System action:** The REPAIR STGPOOL process fails.

**User response:** If the stgpool directory has been marked unavailable on the target server, it can be updated using the UPDATE STGPOOLDIR command.

---

**ANR3658E Command: Storage pool storage pool name is currently in use by replication, repair, protect, encrypt or move operations.**

**Explanation:** The command indicated references a storage pool that is in use.

**System action:** The server does not process the command.

**User response:** Reissue the command at a later time.

---

**ANR3659E Command: Storage pool storage pool name does not have a protection stgpool defined.**

**Explanation:** The stgpool must have a protection stgpool defined.

**System action:** The server does not process the command.

**User response:** Update the PROTECT STGpool parameter for the pool you are trying to protect.

---

**ANR3660E An unexpected error occurred while opening or writing to the container. Container container name in stgpool storage pool name has been marked as container state and should be audited to validate accessibility and content.**

**Explanation:** An I/O error occurred on the container and it cannot be used.

**System action:** The server does not use the container.

**User response:** Run an AUDIT CONTAINER command on the container.

---

**ANR3661I Marked container container name and the # of data extents data extents that it contains as damaged.**

**Explanation:** Displays results of data extents marked damaged due to an AUDIT CONTAINER command.

**System action:** None.

**User response:** None.

---

**ANR3662E Command: Storage pool storage pool name still contains data.**

**Explanation:** A DELETE STGPOOL command encountered a storage pool that still contains data.

**System action:** The server does not process the command.

**User response:** Delete the data that belongs to the storage pool and reissue the command.

---

**ANR3663W Source file(line number): Storage pool storage pool name failed to delete the cloud container.**

**Explanation:** A DELETE STGPOOL command could not delete the cloud container.

**System action:** The server does not process the command.

**User response:** Ensure the connection to the cloud server has valid credentials and can communicate properly.

---

**ANR3664W Command: A network-attached storage (NAS) table of contents (TOC) for node node name, file space filespace name was skipped.**

**Explanation:** The TOC was skipped because a table of contents storage pool is not defined on the target replication server.

**System action:** Node replication processing continues, but the TOC is not replicated.

**User response:** No action is required. However, to ensure that the backup image is replicated, you can use the **UPDATE COPYGROUP** command to specify a table of contents destination, and then activate the updated policy set by issuing the **ACTIVATE POLICYSET** command. These two commands must be issued on the target replication server. Then, initiate node replication on the source replication server.

For example, to change the STANDARD copy group to store table of contents data in the TOCPool storage pool where the domain name is STANDARD and the policy name is STANDARD, complete the following steps:

1. Issue the following command:



```
update copygroup standard standard standard
tocdestination=tocpool
```

2. Issue the following command:  
activate policyset standard standard
3. Start the node replication process. For example, if the node is named NODE1, issue the following command on the source replication server:  
replicate node node1

---

**ANR3665E** *Command: Source storage pool *storage pool* is not eligible to be converted.*

**Explanation:** Only primary sequential-access storage pools that are enabled for data deduplication are eligible for conversion to a directory-container storage pool.

**System action:** The server does not process the command.

**User response:** Issue the command again and specify a primary sequential-access storage pool as the source storage pool.

---

**ANR3666E** *Command: Destination storage pool *storage pool* is not eligible for the conversion.*

**Explanation:** The command specifies a target storage pool that is not valid for conversion. You must specify a directory-container storage pool as the target storage pool for a conversion process. When restarting a stopped conversion process, you must specify the target storage pool which was originally used for the conversion process.

**System action:** The server does not process the command.

**User response:** Issue the command again and specify a directory-container storage pool as the target storage pool. If restarting, specify the same target storage pool which was originally used for the conversion process, or issue the command without the target storage pool parameter.

---

**ANR3667W** *Unable to connect by FASP with server *server name* on port *port name*.*

**Explanation:** An attempt to establish connectivity with a target server using specified port failed. The operation will use the existing TCP/IP session to communicate with the target server.

**System action:** The server operation continues.

**User response:** Examine the source and target server activity logs for information related to FASP Byte-Stream activity.

---

**ANR3668E** *Command: Invalid attempt to change the access state for storage pool *storage pool*.*

**Explanation:** The access state for a storage pool cannot be changed once it has been converted. In addition, a storage pool cannot be manually changed to a conversion state.

**System action:** The server does not process the command.

**User response:** No action is required.

---

**ANR3669W** *There is at least one reference to storage pool *storage pool* as a policy or nextpool destination. When the storage pool conversion starts the storage pool can no longer ingest or store new data.*

**Explanation:** There is limited write access to the storage pool during conversion. The storage pool cannot store new files from either client sessions or server processes. Server operations for the converted storage pool might be limited or unavailable. Storage pool conversion cannot be reversed after it is started.

**System action:** The administrator is asked whether to continue.

**User response:** Enter 'Y' to convert the storage pool or 'N' to stop the process.

---

**ANR3670W** *Storage pool *storage pool* is either converted or is being converted and cannot accept any new data.*

**Explanation:** Conversion is in progress for the storage pool.

**System action:** The storage pool cannot store new files from either client sessions or server processes.

**User response:** Update all policies to ensure that the destination specifies a storage pool that does not have a converting state. Ensure that a storage pool that does not have a converting state is named as the next storage pool by issuing the UPDATE STGPOOL command and specifying the NEXTstgpool parameter.

---

**ANR3671E** *Storage pool *storage pool* is either converted or is being converted and cannot perform migration or reclamation between storage pools.*

**Explanation:** The storage pool is in a conversion state and cannot migrate or reclaim data to another storage pool.

**System action:** The request will be denied for the storage pool in conversion state.

**User response:** Use the MOVE DATA, or MOVE NODEDATA, commands to move specific groups of data out of the storage pool. Data can only be moved if

there are no conversion processes active for the storage pool.

---

**ANR3672E** The license file that is required to enable Aspera Fast Adaptive Secure Protocol (FASP) technology was not found on the *server\_loc* server.

**Explanation:** An attempt to use the Aspera FASP data transfer method failed because the license file (aspera-license) was not found on the source or target server.

**System action:** System operations continue. However, data cannot be transferred by using Aspera FASP technology unless a valid license file is installed.

**User response:** To resolve the issue, complete the following steps:

1. Obtain and install a valid license file. Follow the instructions in technote 7047418 (<http://www.ibm.com/support/docview.wss?uid=swg27047418>).
2. Retry the node replication or data protection operation.

---

**ANR3673E** One of the FASP related files is invalid or corrupt.

**Explanation:** Server replication attempted to use fasp as the communication method and either the source or target server lacked a valid aspera file.

**System action:** Server replication will not proceed until the communication method is changed or a valid set of files are obtained and installed.

**User response:** Obtain an Aspera license file and place it in the server bin directory as aspera-license, an Aspera Configuration file place in the server bin directory as aspera.config, and the faspstream component of the Aspera SDK place as faspstream in the server bin directory.

---

**ANR3674E** Unable to find aspera.conf file on *server\_loc* server.

**Explanation:** Server replication attempted to use fasp as the communication method and either the source or target server lacked the appropriate aspera.conf file.

**System action:** Server replication will not proceed until the communication method is changed or a valid Aspera configuration file is obtained and installed.

**User response:** Obtain an Aspera configuration file and place it in the server bin directory as aspera.conf.

---

**ANR3675E** Unable to find faspstream executable on *server\_loc* server.

**Explanation:** Server replication attempted to use fasp as the communication method and either the source or target server lacked the appropriate faspstream executable.

**System action:** Server replication will not proceed until the communication method is changed or a valid Aspera faspstream executable is obtained and installed.

**User response:** Obtain an Aspera faspstream executable and place it in the server bin directory as faspstream.

---

**ANR3676E** Storage pool *storage pool* is actively being converted and cannot perform any data movement or deletion.

**Explanation:** Conversion is in progress for the storage pool.

**System action:** The storage pool cannot perform the command.

**User response:** Cancel all CONVERT STPGPOOL processes for this stgpool, or wait until they have completed.

---

**ANR3677E** Storage pool *storage pool* is either converted or is being converted and cannot be the target of a migration or reclamation operation.

**Explanation:** The storage pool is in a conversion state and cannot be the target of migration or reclamation.

**System action:** The request will be denied for the storage pool.

**User response:** Update the stgpool that is attempting to migrate or reclaim into the converted stgpool to point to a valid target.

---

**ANR3678E** Unable to initialize FASP driver - thread creation failed.

**Explanation:** The server is unable to initialize the FASP driver due to an error creating a server thread.

**System action:** Server operation continues, but FASP support is inoperative.

**User response:** This error often results from a lack of memory. Ensure that your system has sufficient paging space to support the current activities.

---

**ANR3679W** You cannot convert data that is stored in copy storage pools or active-data storage pools. When you issue the CONVERT STGPOOL command, copies of files that are stored in primary storage pool *storage pool* are deleted. You must update

**copy storage pools and active-data storage pools that are used by Disaster Recovery Management.**

**Explanation:** When the storage pool is successfully converted, all data and copies of data in existing storage pools are removed. Use the **PROTECT STGPPOOL** command to protect data in container storage pools or use the **REPLICATE NODE** command to replicate data in other types of storage pools. Use the **SET DRMCOPYSTGPPOOL** and the **SET DRMACTIVEDATASTGPPOOL** commands to specify the names of the copy storage pools and active-data storage pools to recover data from after a disaster.

**System action:** The administrator is asked whether to continue.

**User response:** Enter 'Y' to convert the storage pool or 'N' to stop the process.

---

**ANR3680W The storage pool conversion is cancelled for storage pool *pool name*.**

**Explanation:** During conversion processing, for the storage pool that is specified, the conversion process was cancelled. The server might display this message more several times during the conversion cancellation.

**System action:** The storage pool conversion is ended and server operation continues.

**User response:** To convert the storage pool again, reissue the **CONVERT STGPPOOL** command.

---

**ANR3681E The license file that is required to enable Aspera Fast Adaptive Secure Protocol (FASP) technology has expired on the *server\_loc* server.**

**Explanation:** An attempt to use the Aspera FASP data transfer method failed because the license file has expired on the source or target server.

**System action:** System operations continue. However, data cannot be transferred by using Aspera FASP technology unless a valid license file is installed.

**User response:** To resolve the issue, complete the following steps:

1. Obtain and install a valid license file. Follow the instructions in technote 7047418 (<http://www.ibm.com/support/docview.wss?uid=swg27047418>).
2. Retry the node replication or data protection operation.

---

**ANR3682W Container *container name* is empty and cannot be moved.**

**Explanation:** You cannot move an empty container.

**System action:** The container is skipped. Server operation continues.

**User response:** Reissue the MOVE CONTAINER command for a container that contains data.

---

**ANR3683E Source storage pool *storage pool* is converting to a directory-container storage pool and cannot be renamed.**

**Explanation:** Conversion is in progress for the source storage pool.

**System action:** The source storage pool cannot be renamed during conversion processing.

**User response:** When conversion completes, reissue the **RENAME STGPPOOL** command again.

---

**ANR3684I The evaluation license *id* that is required to enable Aspera Fast Adaptive Secure Protocol (FASP) technology will expire in *days* days.**

**Explanation:** The Aspera FASP data transfer license file will expire on the source or target server.

**System action:** System operations continue. However, unless a long term license is acquired, data will eventually stop being transferred using Aspera FASP technology.

**User response:** To resolve the issue, complete the following steps:

1. Obtain and install a valid license file. Follow the instructions in technote 7047418 (<http://www.ibm.com/support/docview.wss?uid=swg27047418>).

---

**ANR3685W The license file that is required to enable Aspera Fast Adaptive Secure Protocol (FASP) technology expires today.**

**Explanation:** The Aspera FASP data transfer license file will expire on the source or target server.

**System action:** System operations continue. However, unless a long term license is acquired, data will eventually stop being transferred using Aspera FASP technology.

**User response:** To resolve the issue, complete the following steps:

1. Obtain and install a valid license file. Follow the instructions in technote 7047418 (<http://www.ibm.com/support/docview.wss?uid=swg27047418>).

---

**ANR3686W Source storage pool *source\_pool* is referenced by Disaster Recovery Management. After conversion, you cannot restore data to the source storage pool and disaster recovery might fail.**

**Explanation:** When conversion starts, the source

storage pool cannot ingest or store new data. Use the **QUERY DRMSTATUS** command and the **SET DRMPRIMSTGPPOOL** command to view and update primary storage pools that are used by Disaster Recovery Management.

**System action:** The administrator is asked whether to continue.

**User response:** Enter 'Y' to convert the storage pool or 'N' to stop the process.

---

**ANR3687E Transaction failed for session *session number* for node *node name (client platform)* - container transaction timeout encountered.**

**Explanation:** The server ends a database update transaction for the specified client because the client did not commit the transaction before the timeout period. The timeout period is controlled by the CONTAINERRESOURCETIMEOUT option

**System action:** The specified session is ended and server operation continues.

**User response:** Determine why the operation did not commit the transaction within the timeframe specified by the option. The option might need to be increased to allow for the ingest operation to commit the transaction over a longer period of time.

---

**ANR3688E A file was skipped while moving data to storage pool *storage pool name*. File name *file name* for Node *node name*, File space *filespace name* is excluded because of its size.**

**Explanation:** The server skips the specified file for the move operation. The size of the file is larger than that allowed in the storage pool based on the MAXSIZE parameter setting.

**System action:** The file is skipped by the data movement process.

**User response:** Increase the maximum file size for the target storage pool. An authorized administrator can increase the MAXSIZE parameter by issuing the UPDATE STGPPOOL command. The file can also be moved to another storage pool that allows for storage of larger objects.

---

**ANR3689E Invalid container header found for container *container name* and cannot be moved.**

**Explanation:** A container file selected for a move operation contains an invalid header and will not be moved.

**System action:** The container is skipped. Server operation continues.

**User response:** Run the AUDIT CONTAINER command for the container.

---

**ANR3690W Invalid header found during replication of objects in pool *pool name*. These objects have been marked damaged.**

**Explanation:** A file selected for a replication operation contains an invalid header and will not be moved.

**System action:** The object is marked damaged. Server operation continues.

**User response:** Run the AUDIT CONTAINER command for the container.

---

**ANR3691E The transaction failed for process *process name*, process number *process number*, because of a transaction timeout.**

**Explanation:** The server ended the database update transaction for the specified process because the transaction was not committed within the timeout period. The timeout period is controlled by the CONTAINERRESOURCETIMEOUT option.

**System action:** The specified process ended, but server operation continues.

**User response:** To resolve the issue, complete the following steps: 1. Determine why the operation did not commit the transaction within the specified time. 2. If necessary, increase the timeout period. For example, to set a timeout period of 4 hours, specify the following option: containerresourcetimeout 240

---

**ANR3701E Cannot connect to the cloud service provider for the operation *operation name* operation on the *pool\_name* storage pool.**

**Explanation:** A request to the cloud service provider failed because the client system is not connected to the cloud server.

**System action:** The activity that generated this error fails.

**User response:** Ensure that you specify valid credentials for the connection to the cloud server and that the client system can communicate with the cloud server.

---

**ANR3702E Cannot connect to the cloud service provider for the operation *operation name* operation on the *pool\_name* storage pool.**

**Explanation:** The connection to the cloud provider failed because the cloud service provider that is specified in the DEFINE STGPPOOL command is not valid.

**System action:** The activity that generated this error fails.

**User response:** Ensure that you specify valid credentials for the connection to the cloud server and that the client system can communicate with the cloud server.

---

**ANR3703E** *Source file(line number): Unable to connect to the cloud provider.*

**Explanation:** An error occurred while attempting to connect to the cloud provider.

**System action:** The activity that generated this error fails.

**User response:**

---

**ANR3704E** *Source file(line number): Unable to load the jvm for the cloud storage pool.*

**Explanation:** An error occurred while attempting to load the jvm for the cloud storage pool.

**System action:** The activity that generated this error fails.

**User response:**

---

**ANR3705E** *Source file(line number): A required Java archive (JAR) file cannot be located, or the required resources within the JAR file are unavailable.*

**Explanation:** Some IBM Spectrum Protect operations require the use of a Java virtual machine (JVM) and Java code running in that virtual machine. This code is contained in JAR files. JAR files might be missing, incorrectly located, or lacking the necessary resources. Another possibility is that the JAR files and the IBM Spectrum Protect version are mismatched.

**System action:** Any capabilities that require the JVM will not work.

**User response:** To resolve the issue, complete the following steps:

1. Verify that the IBM Spectrum Protect server is correctly installed by ensuring that the JAR files are in the installation directory.
2. If the issue persists, retrieve the first-failure data capture (FFDC) log files from the server. For instructions about retrieving the FFDC log files, see the Problem Determination Guide.
3. Contact IBM Software Support for assistance.

---

**ANR3706W** *Reorganization is required on table table name, which is excluded from online reorganization.*

**Explanation:** The specified table was excluded from online reorganization by the DISABLEREORGTABLE server option.

**System action:** Server operation continues.

**User response:** A failure to reorganize tables when necessary can lead to database growth and server performance degradation over time. If you experience either of these symptoms, consider running an offline reorganization of the specified table. For instructions, see the section about offline table reorganization in Technote 1683633: [http://www.ibm.com/support/docview.wss?uid=swg21683633#offline\\_table\\_reorg](http://www.ibm.com/support/docview.wss?uid=swg21683633#offline_table_reorg)

---

**ANR3707E** *An unexpected error occurred while when the storage pool directory was opened or when data was written to the storage pool directory. The access mode for storage pool directory Directory Name in storage pool Pool Name was changed to Access Mode.*

**Explanation:** The access mode is changed for the specified storage pool directory.

**System action:** Client nodes cannot access the storage pool and server processes cannot be completed.

**User response:** Ensure that the storage pool directory is accessible on the file system. To change the access mode, issue the UPDATE STGPOOLDIR command and specify the ACCESS parameter.

---

**ANR3708E** *The storage pool stgpool name cannot be defined as a cloud storage pool with this operating system.*

**Explanation:** The command cannot be processed on this operating system.

**System action:** The server does not process the command.

**User response:** Use an operating system that is compatible with IBM Spectrum Protect to issue the command. For information about operating systems that are supported by IBM Spectrum Protect, see technote 1243309 "Overview - IBM Spectrum Protect Supported Operating Systems" (<http://www-01.ibm.com/support/docview.wss?uid=swg21243309>).

---

**ANR3709W** *Container container name was permanently deleted from the file system.*

**Explanation:** The specified container could not be found in the database. For this reason, the container was deleted from the file system.

**System action:** The container is no longer available, but system operation continues.

**User response:** No action is required.

---

**ANR3710I** This command will delete container *container name* from the file system.

**Explanation:** Because the specified container could not be found in the database, it will be deleted from the file system.

**System action:** You are prompted to confirm the action.

**User response:** Enter 'Y' to delete the container from the file system or 'N' to cancel the command.

---

**ANR3711E** Container *container name* will not be removed from the file system.

**Explanation:** The container will not be removed because its header could not be validated.

**System action:** System operation continues.

**User response:** To manually remove the container from the file system, delete the file. If the server is installed on an AIX, Linux, or Solaris system, issue the following command: `rm container_name` If the server is installed on a Windows system, issue the following command: `del container_name`

---

**ANR3712E** Command: Storage pool NEXTSTGPOOL: *storage pool name* is a cloud pool.

**Explanation:** The command indicated specifies the name of a storage pool which is a cloud pool. The command syntax requires that a cloud storage pool name not be specified for non-container storage pools.

**System action:** The server does not process the command.

**User response:** Reissue the command with a valid storage pool name.

---

**ANR3713W** Container *Container Name* was marked for deletion but stgpool directory *Stgpool Directory* is unavailable.

**Explanation:** The container had no chunks on it and was marked for deletion. Deletion failed because the container's stgpool directory access was not available.

**System action:** The system will not remove this container until the stgpool directory's access is available.

**User response:** Update the stgpool directory's access to read/write and wait for container deletion to occur again.

---

**ANR3714E** Cannot connect to the cloud service provider with the cloud URL, *url*, for the *operation\_name* operation on the *pool\_name* storage pool.

**Explanation:** The connection to the cloud service

provider failed because the cloud URL that is specified in the DEFINE STGPOOL command cannot be resolved.

**System action:** The activity that generated this error fails.

**User response:** Verify that the cloud url, user ID and password for the cloud storage pool are correct and have been entered correctly, and verify that the cloud provider is active.

To remove damaged data from a cloud storage pool without communicating with the cloud provider, issue the AUDIT CONTAINER ACTION=MARKDAMAGED command to mark all data on the container as damaged.

---

**ANR3715E** A request to the cloud service provider for the *operation\_name* operation on the *pool\_name* storage pool failed with the following HTTP status: UNAUTHORIZED.

**Explanation:** A request to the cloud service provider failed. The credentials for the cloud service provider do not have the correct permissions to perform the activity that generated this error.

**System action:** The activity that generated this error fails.

**User response:** Ensure that the permissions are correct for the credentials that are specified for the connection to the cloud server.

---

**ANR3716E** A request to the cloud service provider for the *operation\_name* operation on the *pool\_name* storage pool failed with the following HTTP status code: *http\_status\_code*.

**Explanation:** A request to the cloud service provider failed. The cloud service provider responded with a non-successful HTTP status code.

**System action:** The activity that generated this error fails.

**User response:** Review the following list of HTTP status codes you might encounter in this situation:

- 401 Unauthorized: The request was valid, but authentication was required and failed, or authentication was not provided.
- 403 Forbidden: The request was valid, but the server refused to respond to it.
- 404 Not Found: The requested resource could not be found, but it might be available again in the future.
- 409 Conflict: The request could not be processed because of a conflict in the request.

For more information about HTTP status codes, consult your object storage provider.

---

**ANR3717E** A request to the cloud service provider for the *operation\_name* operation on the *pool\_name* storage pool failed with the following HTTP status: CREDENTIAL\_ERROR.

**Explanation:** A request to the cloud service provider failed. The cloud service provider credentials do not exist.

**System action:** The activity that generated this error fails.

**User response:** Ensure that the credentials that are provided to the cloud server exist on the cloud service provider.

---

**ANR3718E** A request to the cloud service provider for the *operation\_name* operation on the *pool\_name* storage pool failed because the cloud connection was lost.

**Explanation:** A request to the cloud service provider failed. The connection to the cloud service provider was lost.

**System action:** The activity that generated this error fails.

**User response:** Ensure that the cloud server is still turned on.

---

**ANR3719E** The *operation\_name* operation on the *pool\_name* storage pool failed because the *container\_name* cloud container does not exist.

**Explanation:** A request to the cloud provider failed. The cloud container that was requested does not exist.

**System action:** The activity that generated this error fails.

**User response:** Verify that the container has not been removed from the cloud server.

If you want to remove data from a cloud storage pool without communicating with the cloud provider, issue the AUDIT CONTAINER ACTION=MARKDAMAGED command to mark all data on the container as damaged, and then issue the AUDIT CONTAINER command with ACTION=REMOVEDAMAGED FORCEORPHANDBDEL=YES to remove the data.

---

**ANR3720E** A request to the cloud service provider for the *operation\_name* operation on the *pool\_name* storage pool failed with a HTTP protocol error.

**Explanation:** A request to the cloud service provider failed from a HTTP error.

**System action:** The activity that generated this error fails.

**User response:** None.

---

**ANR3721E** A request to the cloud service provider for the *operation\_name* operation on the *pool\_name* storage pool failed with an internal error.

**Explanation:** A request to the cloud provider failed because of an internal error.

**System action:** The activity that generated this error fails.

**User response:** None.

---

**ANR3722E** A request to the cloud service provider for the *operation\_name* operation on the *pool\_name* storage pool failed with a creation error.

**Explanation:** A request to the cloud service provider failed because output cannot be written to an XML file.

**System action:** The activity that generated this error fails.

**User response:** None.

---

**ANR3723E** A request to retrieve cloud metrics for the *operation\_name* operation on the *pool\_name* storage pool failed with an internal error.

**Explanation:** A request to retrieve cloud metrics failed because of an internal error.

**System action:** The activity that generated this error fails.

**User response:** None.

---

**ANR3724E** Command: Data in storage pool *storage pool name* is not protected on server target server name.

**Explanation:** The specified storage pool has not been protected by the replication target server, or a previously issued REPAIR STGPOOL command invalidated the protect setting for the replicated target storage pool. As a result, you cannot use the REPAIR STGPOOL command to repair from the replicated target storage pool until the PROTECT STGPOOL command is issued for the replicated target storage pool. Any REPAIR STGPOOL commands to the local target storage pool are unaffected.

**System action:** The server does not process the command.

**User response:** If you have not already set the target replication server, issue the SET REPLSERVER command to specify the target replication server that will be used to protect the storage pool. The name specified in the SET REPLSERVER command must be

associated with a valid server definition. Issue the PROTECT STGPOOL command with a value of TYPE=REPLSERVER for the specified storage pool. For example, if the source storage pool is named POOL1, issue the following command: protect stgpool pool1 type=replserver By issuing the command, you restore the protect setting on the specified storage pool.

---

**ANR3725E** Objects on the cloud provider for the following storage pool *storage pool name* are not deleted.

**Explanation:** The cloud provider is not available to delete a cloud object.

**System action:** The server deletes the objects from the database.

**User response:** Ensure that the cloud server is on and that the credentials are correct. To remove the cloud objects that remain on the cloud server, issue the AUDIT CONTAINER command.

---

**ANR3726I** The AUDIT DATABASE command is processing for all container storage pools. Do no complete storage pool operations during this process.

**Explanation:** The AUDIT DATABASE command scans multiple tables in the database. Storage pool operations that are processing when you issue the AUDIT DATABASE command might affect the audit result.

**System action:** Confirm whether to proceed with the AUDIT DATABASE command.

**User response:** Enter 'Y' to continue or 'N' to cancel the command.

---

**ANR3727E** AUDIT CONTAINER: The STGPOOLDIRECTORY parameter cannot be used on this cloud-container storage pool because local storage is not available for this storage pool.

**Explanation:** The command cannot be processed as specified.

**System action:** The server ignores the command.

**User response:** Verify that local storage is available for the cloud-container storage pool, and reissue the command.

---

**ANR3728E** MOVE CONTAINER: You cannot move the following container: *container name*.

**Explanation:** The container that you specified is a cloud container. The MOVE CONTAINER command does not apply to cloud containers.

**System action:** The command fails and the server operation continues.

**User response:** Select a different type of container to move.

---

**ANR3729I** The AUDIT CONTAINER command process *process id* completed: delete object count **damaged objects are deleted.** skip object count **damaged objects are skipped.** delete cloud orphan object count **orphan objects are deleted in cloud-container storage pools.** skip cloud orphan object count **orphan objects are skipped in cloud-container storage pools.**

**Explanation:** When you issue the AUDIT CONTAINER command and specify the ACTION=REMOVEDAMAGED parameter,

the following information is displayed:

- The number of damaged objects that are deleted.
- The number of damaged objects that are skipped.
- The number of cloud orphan objects that are deleted.
- The number of cloud orphan objects that are skipped.

The objects being processed are inventory files, data extents or both.

**System action:** None.

**User response:** None.

---

**ANR3730E** The audit container operation *process\_id* failed because it cannot communicate with the cloud provider for container *container\_name*.

**Explanation:** The AUDIT CONTAINER command failed either because the correct credentials were not provided to the cloud provider or because the cloud provider is inactive.

**System action:** The AUDIT CONTAINER command failed.

**User response:** Verify that the user ID and password for the cloud storage pool are correct and have been entered correctly, and verify that the cloud provider is active.

To remove damaged data from a cloud storage pool without communicating with the cloud provider, issue the AUDIT CONTAINER ACTION=MARKDAMAGED command to mark all data on the container as damaged.

---

**ANR3731E** A request to the cloud service provider for the *operation\_name* operation on the *pool\_name* storage pool failed with the 503 HTTP status code.

**Explanation:** The status code indicates that the operation cannot proceed. The cloud provider cannot



process further incoming requests. There might be a hardware limitation or an issue with the configuration settings.

**System action:** The server is running, however, the cloud service provider cannot respond to the request.

**User response:** Verify with your system administrator that the cloud service provider has the correct configuration settings and enough dedicated hardware to accept additional requests.

- Proxy-server.conf; [default] node\_timeout = 120, [app:proxy-server] conn\_timeout = 120.
- Object-server.conf; [default] node\_timeout = 60, [app:object-server] set node\_timeout = 60.

In each .conf file, either set 'workers = auto' or set that configuration equal to a value no greater than the number of cores on the system.

---

**ANR3732E Storage pool *poolname* cannot be updated because of an encryption key mismatch.**

**Explanation:** The master encryption key changed since this pool was enabled for encryption. The storage pool cannot be updated without the original master encryption key.

**System action:** The command fails.

**User response:** If you used the BACKUP DB command to protect the server master encryption key, use the RESTORE DB command to restore the original master encryption key.

---

**ANR3733W The master encryption key cannot be generated because the server password is not set.**

**Explanation:** Without a master encryption key, storage pool encryption is disabled.

**System action:** The master encryption key is not generated.

**User response:** Use the SET SERVERPASSWORD command to set a server password. After you set the password, the master key is automatically generated.

---

**ANR3734E Storage pool encryption could not be enabled because the server has not been configured to protect the encryption keys using database backup.**

**Explanation:** Database backup must be configured to protect the master encryption key to enable stgpool encryption.

**System action:** The command fails.

**User response:** To protect the server master encryption key during database backup, specify the PROTECTKeys=Yes and PASSword parameters on the SET DBRECOVERY command.

---

**ANR3735W The protect storage pool process for *stgpool name* on this server to *stgpool name* on other server is complete. Some extents might not have been protected. Extents protected: *extents protected of extents to protect*. Extents failed to protect: *extents failed to protect*. Extents deleted: *extents deleted of extents to delete*. Amount protected: *amount protected of amount to protect*. Amount failed: *amount transferred*. Amount transferred: *amount transferred*. Elapsed time: *elapsed time*.**

**Explanation:** The protect storage pool process completed but some extents might have been skipped due to conflicting operations. The following list describes the information in the message:

- Extents protected: Extents that were successfully protected by being linked to matching extents on the target server.
- Extents failed to protect: Extents that were not successfully protected during the process of protecting to the target server.
- Extents deleted: Extents that were successfully deleted from the target server because the extent did not exist on the source server or because it was damaged on the target server and needed to be resent.
- Amount protected: Bytes that were successfully protected by being linked to matching extents on the target server.
- Amount failed: Bytes that were not protected. See previous messages for further details.
- Amount transferred: Bytes that were sent to the target server during this process. The amount that was transferred can be less than the amount that is protected when the target server already has some of the extents or when compression is enabled.
- Elapsed time: How long the process ran.

**User response:** Issue the PROTECT STGPOOL command again to ensure that all data extents are scanned and protected.

---

**ANR3736E The requested data with the *key* key for the *operation\_name* operation on the *pool\_name* storage pool was not found in the *container\_name* cloud container. The container should be audited to validate its contents.**

**Explanation:** The requested data was not found on the cloud service provider.

**System action:** The command fails.

**User response:** Run the AUDIT CONTAINER command on the container or the storage pool.

---

**ANR3737E** One or more orphaned extents in the *container\_name* container in the *stgpool\_name* storage pool were skipped because the extents could not be deleted from the cloud.

**Explanation:** One or more orphaned extents could not be deleted from the cloud, so they were not removed from the database. This might be a result of lack of connectivity to the cloud service provider.

**System action:** The orphaned extents that were not deleted from the cloud are skipped. They remain orphaned in the database.

**User response:** Verify that the cloud URL, user ID, and password for the cloud-container storage pool are correct and were entered correctly. Also, verify that the cloud provider is active. Reissue the AUDIT CONTAINER command with the ACTION=REMOVEDAMAGED parameter specified to remove the orphaned extents.

If the cloud provider is inactive or inaccessible, and the references to the orphaned extents should be removed from the database anyway, reissue the AUDIT CONTAINER command and specify the ACTION=REMOVEDAMAGED and FORCEORPHANDBDEL=YES parameters.

---

**ANR3738I** Command: Storage pool *storage pool name* still has one or more containers.

**Explanation:** A DELETE STGPOOL command encountered a storage pool that still contains one or more containers.

**System action:** The server does not process the command.

**User response:** Empty containers are automatically deleted every few minutes. Wait for the automatic deletion of the empty containers, then reissue the command.

---

**ANR3740E** One or more orphaned extents in the *stgpool\_name* storage pool were skipped because the extents could not be deleted from the cloud.

**Explanation:** One or more orphaned extents could not be deleted from the cloud, so they were not removed from the database. This might be a result of lack of connectivity to the cloud service provider.

**System action:** The orphaned extents that were not deleted from the cloud are skipped. They remain orphaned in the database.

**User response:** Verify that the cloud URL, user ID, and password for the cloud-container storage pool are correct and were entered correctly. Also, verify that the cloud provider is active. Reissue the AUDIT CONTAINER command with the

ACTION=REMOVEDAMAGED parameter specified to remove the orphaned extents.

If the cloud provider is inactive or inaccessible, and the references to the orphaned extents should be removed from the database anyway, reissue the AUDIT CONTAINER command and specify the ACTION=REMOVEDAMAGED and FORCEORPHANDBDEL=YES parameters.

---

**ANR3741E** Failed to update the *stgpool\_name* storage pool: cannot change from the *current\_cloud\_type* cloud type to the *new\_cloud\_type* cloud type.

**Explanation:** An UPDATE STGPOOL command resulted in error because of an incompatible change in cloud type. To minimize accidental errors, you cannot change from the current cloud type to the cloud type you specified.

**System action:** The command fails and server operation continues.

**User response:** If you still need to update the storage pool, reissue the UPDATE STGPOOL command and make sure that the CLOUDTYPE parameter is set to a value that is compatible with the current cloud type of the storage pool. Another option is to not specify a value for the CLOUDTYPE parameter.

---

**ANR3742W** This command attempts to update the *stgpool\_name* storage pool. One or more of the attributes being updated by this command might affect your ability to access existing data in this storage pool.

**Explanation:** The execution of an UPDATE STGPOOL command with the parameters that have been specified by this command might prevent you from accessing existing data.

**System action:** The system asks the administrator whether to continue with the command.

**User response:** Enter 'Y' to continue or 'N' to cancel the command.

---

**ANR3743E** A request to the cloud service provider for the *operation\_name* operation on the *pool\_name* storage pool failed with an exception.

**Explanation:** The cloud client encounters an exceptions in processing the *operation\_name* cloud operation.

**System action:** The *operation\_name* cloud operation is ended and server operation continues.

**User response:** Use the QUERY ACTLOG command to examine messages prior to this error and examine FFDC (First Failure Data Capture) file to determine the cause of the operation failure. If the cause of the failure

can be found and resolved, reissue the command. If the cause of failure cannot be found, contact your service representative for assistance in resolving the problem.

---

**ANR3744I** *Session session number started for Aspera FASP high speed data transfer and is paired with replication session session number.*

**Explanation:** A new server session has been initiated by the specified server for Aspera FASP High Speed Data Transfer. The parent session number is included in the message.

**System action:** The server begins a FASP communications session to service the process.

**User response:** None.

---

**ANR3745I** *Session session number ended for Aspera FASP high speed data transfer.*

**Explanation:** An Aspera FASP High Speed Data Transfer session has completed normally.

**System action:** Server operation continues.

**User response:** None.

---

**ANR3746E** *The operation\_name operation on the pool\_name storage pool failed because the container\_name bucket or vault does not exist in this region or access pool.*

**Explanation:** A request to the cloud provider failed. The bucket or vault that was requested does not exist in the region or access pool pointed to by the storage pool.

**System action:** The activity that generated this error fails.

**User response:** Ensure that the CLOUDURL value for this storage pool is directed to a location that can access the bucket or vault.

---

**ANR3747E** *command: The parameter parameter is not supported on this platform or with this configuration.*

**Explanation:** The command cannot be processed as specified because the platform does not support the feature required by the given parameter, or the configuration of the server has not enabled the feature.

**System action:** The server ignores the command.

**User response:** Verify the command syntax, platform, and configuration then reissue the command.

---

**ANR3748E** *The license file that is required to enable Aspera Fast Adaptive Secure Protocol (FASP) technology has expired on the server\_loc server.*

**Explanation:** An attempt to use the Aspera FASP data transfer method failed because the license file has expired on the source or target server.

**System action:** System operations continue. However, data cannot be transferred by using Aspera FASP technology unless a valid license file is installed.

**User response:** To resolve the issue, complete the following steps:

1. Obtain and install a valid license file. Follow the instructions in technote 7047418 (<http://www.ibm.com/support/docview.wss?uid=swg27047418>).
2. Retry the node replication or data protection operation.

---

**ANR3749I** *Aspera evaluation license currently in use to allow FASP transfer method. .*

**Explanation:** An Aspera FASP high speed data transfer session was established using a 30 day Aspera evaluation license.

**System action:** Server operation continue.

**User response:** The 30 day evaluation license expires 30 days from the day it was generated.

---

**ANR3751E** *The specified credentials failed verification because the container\_name bucket or vault does not exist in this region or access pool.*

**Explanation:** To use this bucket or vault, the CLOUDURL parameter must match the region or access pool in which this bucket or vault exists.

**System action:** None.

**User response:** Ensure that the CLOUDURL value for this storage pool is directed to a location that can access the bucket or vault.

---

**ANR3752E** *The container cannot be moved. Storage pool encryption is in progress for the associated storage pool storage pool name.*

**Explanation:** The container cannot be moved because the associated storage pool is specified by the ENCRYPT STGPOOL command. Storage pool encryption is in progress.

**System action:** The server does not move the container that is specified.

**User response:** Wait for storage pool encryption to complete and rerun the action again.

---

**ANR3753I**    **The client update package manager is started.**

**Explanation:** The update package manager starts automatically when the server is initialized or when status monitoring is turned on.

**System action:** Server operation continues.

**User response:** No action is required.

---

**ANR3754I**    **The client update package manager is stopped.**

**Explanation:** The update package manager stops when status monitoring is turned off.

**System action:** Server operation continues.

**User response:** No action is required.

---

**ANR3755E**    **No directory is specified for downloading client update packages.**

**Explanation:** Because the directory is not specified, no client update packages were downloaded. The client update package manager will retry the download process at the next refresh time.

**System action:** Server operation continues.

**User response:** Specify the directory for downloading client update packages by using the SET DEPLOYREPOSITORY command. For example, if the directory is client/packages, issue the following command: set deployrepository /client/packages/

---

**ANR3756I**    **A refresh of client update packages was started.**

**Explanation:** The client update package manager is providing the latest client fix packs to the server.

**System action:** Server operation continues.

**User response:** No action is required.

---

**ANR3757I**    **The refresh of client update packages is complete. The next refresh will be started on *date at time*.**

**Explanation:** The client update package manager provided the latest client fix packs to the server. The fix packs are available for client updates.

**System action:** Server operation continues.

**User response:** No action is required.

---

**ANR3758W**    **Client update package *package name* could not be found. The package is skipped.**

**Explanation:** The specified package was not imported. The client update package manager will try to import

the package during the next client update cycle.

**System action:** Server operation continues.

**User response:** No action is required.

---

**ANR3759E**    **An error occurred during the replication of client update packages from node *update node name* to the monitored server, *server name*. The return code is *number*.**

**Explanation:** The refresh of client update packages is stopped. The client update manager will retry the process at the next specified refresh time.

**System action:** Server operation continues.

**User response:** To determine why the replication failed, review previous server messages and take action to resolve the issues.

---

**ANR3760I**    **All client update package information was removed successfully.**

**Explanation:** The client update packages were removed in the database. These packages are retried the next time the client update package manager runs.

**System action:** Server operation continues.

**User response:** No action is required.

---

**ANR3761E**    ***Command:* An error was encountered while removing the client update package information from the database. The error code is *Error code*.**

**Explanation:** An error was encountered while processing a request to remove the client update packages from the database.

**System action:** None.

**User response:** Inspect the activity log and the first-failure data capture log, dsmffdc.log, for errors related to the command. Correct the condition that caused the error and reissue the command.

---

**ANR3762E**    **Cannot connect to the download site at *Url* to download the files that are required for client updates.**

**Explanation:** A request to connect to the specified URL failed because the client system cannot connect. One or more client update packages cannot be downloaded, or the update packages might be down-level.

**System action:** The connection to the download site fails.

**User response:** Verify that you have a working network connection. Ensure that the URL that is specified in the CLIENTDEPLOYCATALOGURL server option is valid by issuing the QUERY OPTION

CLIENTDEPLOYCATALOGURL command.

---

**ANR3763E**    **An error occurred while the catalog file used for client updates was downloading from *Url*.**

**Explanation:** The catalog file failed to download from the specified URL. One or more update packages cannot be downloaded or the update packages might be down-level.

**System action:** The client update package or catalog file is not downloaded.

**User response:** Verify that you have a working network connection to the specified URL and that you have enough space to store the catalog file. Issue the QUERY MONITORSETTINGS command to verify that you specified a valid client update repository.

---

**ANR3764E**    **An error occurred while processing the catalog file for client updates from *Path*.**

**Explanation:** The catalog file cannot be processed. Client update package information might be unavailable or out-of-date. One or more update packages might be down-level or unavailable for deployment.

**System action:** The catalog file is not processed.

**User response:** Ensure that you have enough space to store the catalog file. Issue the QUERY MONITORSETTINGS command to verify that you specified a valid client update repository. If you are using a local copy of the catalog file, ensure that the file exists and that it is not corrupted. If the local copy is invalid, use the catalog file at the default URL that is specified in the CLIENTDEPLOYCATALOGURL server option. If the catalog file on that site is invalid, contact your service representative.

---

**ANR3765E**    **An error occurred while a client update package was downloading from *Url*.**

**Explanation:** A client update package failed to download from the specified URL. The failed package is not available for deployment until it is successfully downloaded.

**System action:** The failed package is not downloaded.

**User response:** Verify that you have a working network connection to the specified URL and that you have enough space to store the package file. Issue the QUERY MONITORSETTINGS command to verify that you specified a valid client update repository.

---

**ANR3766W**    **An error occurred while client update packages were downloading.**

**Explanation:** One or more packages failed to download from the specified URL. The failed packages

are not available for deployment until they are successfully downloaded.

**System action:** The failed packages are not downloaded.

**User response:** Issue the QUERY ACTLOG command to examine the messages that occurred prior to receiving this error. Examine the first failure data capture (FFDC) log to determine the cause of the operation failure. If the cause of failure cannot be found, contact your service representative for assistance in resolving the problem.

---

**ANR3767I**    **All packages were successfully downloaded for client updates.**

**Explanation:** All of the packages that are required for client updates were successfully downloaded to the file system.

**System action:** Server operation continues.

**User response:** None.

---

**ANR3768E**    **The catalog file at *Url* does not exist or it cannot be read.**

**Explanation:** The catalog file that is used for client updates is not available at the specified location or the server does not have permission to read the file.

**System action:** The catalog file is not processed.

**User response:** Verify that the catalog file exists at the specified path and that the server has read access for the file.

---

**ANR3769W**    **Replication of client packages for client updates to monitored server, *server name*, was skipped.**

**Explanation:** The specified server is unavailable, not at the required minimum server level for automatic client updates, or temporarily unavailable because this server's client deploy information is currently being updated. The client update manager will retry replication to the specified server at the next client update refresh time.

**System action:** Server operation continues.

**User response:** Start the specified server, or, upgrade the server to Version 8.1.3 or later.

---

**ANR3770E**    **Command: The directory path, *path name*, does not exist on the system.**

**Explanation:** The specified directory path does not exist.

**System action:** Server operation continues, but the command is not processed.

**User response:** Reissue the command with a valid path name.

---

**ANR3771E** *Command: Server is not configured for client updates.*

**Explanation:** The server is not configured for client updates. The server must be configured as a Hub server.

**System action:** Server operation continues, but the command is not processed.

**User response:** Issue this command on a Hub server or use the Operation Center to configure your server as a Hub server.

---

**ANR3772E** *The upgrade repository directory at `Url` does not exist or it cannot be read or written to.*

**Explanation:** The repository directory that is used for client updates is not available at the specified location or the server does not have permission to read and write to the directory.

**System action:** Client update packages are not downloaded.

**User response:** Verify that the repository directory exists at the specified path and that the server has read and write access for the directory.

---

**ANR3773I** *Client updates scheduled: `number` completed of total `number` schedules were created for `server name`.*

**Explanation:** The request to create deploy schedules for one or more client nodes is completed successfully.

**System action:** Server operation continues.

**User response:** None.

---

**ANR3774E** *Client updates scheduled with failures: `number` completed of total `number` schedules were created for `server name`.*

**Explanation:** The request to create deploy type schedules for one or more clients is completed. The specified number of schedules were not created due to errors.

**System action:** Server operation continues.

**User response:** Check messages in the activity log on the server to determine the reason for the error.

---

**ANR3775I** *Client updates canceled: `number` completed of total `number` schedules were canceled for `server name`.*

**Explanation:** The request to cancel deploy type schedules for one or more client nodes is completed

successfully for the specified server.

**System action:** Server operation continues.

**User response:** None.

---

**ANR3776E** *Client updates canceled with failures: `number` completed of total `number` schedules were canceled for `server name`.*

**Explanation:** The request to cancel deploy type schedules for one or more client nodes completed with failures. The specified number of schedules for the server were not cancelled due to errors.

**System action:** Server operation continues.

**User response:** Check messages in the activity log on the specified server to determine the reason for the error.

---

**ANR3777I** *Import of client update packages started.*

**Explanation:** The deployment package manager has started importing the client update packages to the server.

**System action:** Server operation continues.

**User response:** None.

---

**ANR3778I** *Client update packages imported: `number` completed of total `number` packages were imported.*

**Explanation:** The deployment package manager has finished importing client update packages to the server.

**System action:** Server operation continues.

**User response:** None.

---

**ANR3779E** *Client update packages imported with failures: `number` of successes of total `number` packages imported.*

**Explanation:** The deployment package manager has finished importing client update packages to the server. There were some client update packages that did not get imported due to failures.

**System action:** Server operation continues.

**User response:** Check messages in the activity log on the specified server to determine the reason for the error. Correct the errors. The deployment package manager will retry importing them at the next deployment package refresh time.

---

**ANR3780I    Replication of client update packages started to server** *server name*.

**Explanation:** The deployment package manager has started replicating the client update packages to the specified server.

**System action:** Server operation continues.

**User response:** None.

---

**ANR3781I    Client update packages were successfully replicated to server** *server name*.

**Explanation:** The deployment package manager has finished replicating client update packages to the specified server successfully.

**System action:** Server operation continues.

**User response:** None.

---

**ANR3782E    Replication of client update packages ended with failures to server** *server name*.

**Explanation:** The deployment package manager has finished replicating update client packages to the server. There were some client update packages that did not get replicated due to errors.

**System action:** Server operation continues.

**User response:** Check messages in the activity log on the specified server to determine the reason for the error. Correct the errors. The deployment package manager will retry the replication at the next deployment package refresh time.

---

**ANR3783E    A client update was not scheduled for node** *node name* **on server** *server name*.

**Explanation:** The client update schedule was not created due to an error.

**System action:** The schedule is not created. Server operation continues.

**User response:** Review the related activity log messages on the specified server to determine the cause of the error.

---

**ANR3784E    Node** *node name* **was not associated with the client update schedule** *schedule name* **on server** *server name*.

**Explanation:** The client was not associated with the update schedule due to an error.

**System action:** The client is not associated with the schedule. Server operation continues.

**User response:** Review the related activity log messages on the specified server to determine the cause of the error. You can use the Operations Center to

cancel the schedule or issue the DEFINE ASSOCIATION command to manually associate the client with the schedule.

---

**ANR3785E    The client update schedule** *schedule name* **was not canceled for node** *node name* **on** *server name*.

**Explanation:** The update schedule was not canceled due to an error.

**System action:** The schedule is not canceled. Server operation continues.

**User response:** Review the related activity log messages on the specified server to determine the cause of the error. You can use the Operations Center to try canceling the schedule again or issue the DELETE SCHEDULE command on the server to manually delete the schedule.

---

**ANR3786E    Server** *server name* **cannot create or cancel client updates because the server is unavailable or has an unsupported software version installed.**

**Explanation:** Update schedules cannot be created or canceled on the specified server.

**System action:** Client update operations are skipped for the specified server. Server operation continues.

**User response:** Ensure that the server is running and that there are no network issues. If the server is running an earlier software version, upgrade to Version 8.1.3 or later.

---

**ANR3787I    The client update catalog was downloaded successfully from URL** *URL*

**Explanation:** The deployment manager has finished downloading the client update catalog file.

**System action:** Catalog processing continues.

**User response:** None.

---

**ANR3788I    Started downloading** *num packages string* **client update packages.**

**Explanation:** The deployment manager started downloading the client update packages to the server.

**System action:** Server operation continues.

**User response:** None.

---

**ANR3789I    The client update package was successfully downloaded from:** *URL path*.

**Explanation:** The deployment manager finished downloading the client update package to the server.

**System action:** Server operation continues.

**User response:** None.

---

**ANR3790E** The client update schedule could not be created for node *node name* on server *server name*. The client update package could not be found for platform, *platform name*(*architecture name*), and version *version*.

**Explanation:** The client update package needed by deploy schedule could not be found. The deploy schedule could not be created.

**System action:** The schedule is not created. Server operation continues.

**User response:** Retry client update for the node after the next deploy package refresh is finished.

---

**ANR3824W** Replication skipped one or more files for node *node name* file space *file space name* because they were updated after the replication process was started.

**Explanation:** During replication processing, a client updated one or more files for the specified node and file space.

**System action:** Replication skips the updated files.

**User response:** To replicate the updated files, reissue the REPLICATE NODE command.

---

**ANR3825E** Command: **Transfer Method** *transfer method* is not valid.

**Explanation:** The transfer method must be one of tcp or fasp on a platform that supports fasp.

**System action:** The server does not process the command.

**User response:** Update the PROTECT STGpool parameter for the pool you are trying to protect.

---

**ANR3826E** Command: **Transfer Method** *transfer method* is not valid.

**Explanation:** The transfer method must be one of tcp, or fasp on a platform that supports fasp.

**System action:** The server does not process the command.

**User response:** Update the Replicate Node parameter for the node you are trying to replicate.

---

**ANR3827E** A request to create a container on the *pool\_name* storage pool failed the access pool does not have a vault template.

**Explanation:** A request to create a container failed because a default vault template was not specified, or

the default vault template was not deployed to the specified accessor.

**System action:** The activity that generated this error fails.

**User response:** Ensure that the IBM Cloud Object Storage dsNet has a default vault template specified, and ensure that the default vault template is deployed to the access pool which contains the accessor to which this storage pool points. Then run the command again.

---

**ANR3828E** The *command* specified multiple Amazon endpoints in the CLOUDURL parameter.

**Explanation:** The command specified a CLOUDURL parameter that listed multiple endpoints for an Amazon object storage system.

**System action:** The server cannot process the command.

**User response:** Reissue the command with only one Amazon endpoint specified in the CLOUDURL parameter.

---

**ANR3829I** The AUDIT CONTAINER process *process\_id* ended for the *stgpool\_name* storage pool: *inspected\_extents* cloud objects inspected and *orphaned\_extents* data extents marked as orphaned.

**Explanation:** The orphaned extent identification generated the following information:

- The number of cloud objects inspected
- The number of orphaned data extents

**System action:** None.

**User response:** To remove orphaned extents from cloud containers, issue the AUDIT CONTAINER command and specify the ACTION=REMOVEDAMAGED parameter.

---

**ANR3830E** The *command* command specified the same endpoint multiple times in the CLOUDURL parameter.

**Explanation:** The command contained a CLOUDURL parameter that specified one or more endpoints multiple times.

**System action:** The server cannot process the command.

**User response:** Reissue the command with a CLOUDURL parameter that specifies each endpoint only once.



---

**ANR3831E** FASP session *Session identifier* aborted due to outstanding FASP read or write timeout threshold exceeding *timeout value* seconds.

**Explanation:** The FASP session between the server and the partner system experienced an IO timeout condition while transferring data.

**System action:** The session with the remote system is ended.

**User response:** Ensure that the specified remote system is operational and is properly configured to run Aspera FASP. Adjust the server option FaspSessTimeout accordingly.

---

**ANR3832I** Local to Cloud Transfer process *process identifier* for storage pool *storage pool name* started.

**Explanation:** A process begins to transfer data from local storage to the cloud.

**System action:** The indicated process is started.

**User response:** None.

---

**ANR3833I** Local to Cloud Transfer process *process identifier* for storage pool *storage pool name* has completed.

**Explanation:** The process of transferring data from local storage to the cloud has completed.

**System action:** None.

**User response:** None.

---

**ANR3834I** Container *container name* is empty and will not be transferred during process *process identifier*.

**Explanation:** The local-storage-to-cloud transfer process will not move empty containers to the cloud.

**System action:** The local storage container was skipped during this transfer process.

**User response:** None.

---

**ANR3835E** Command: The process of validating aspera connection to *targetservername* failed.

**Explanation:** An error occurred while initializing validate aspera.

**System action:** The validate aspera command is ended, but server operation continues.

**User response:** No action is required.

---

**ANR3836I** Validation of the Aspera FASP connection from *srcserver* to *targetserver*. Amount transferred using FASP: *faspmb* MB per second. Amount transferred using TCP/IP: *tcpipmb* MB per second. Latency: *latency* microseconds. Status: *status*. Days until license expires: *expires*.

---

**ANR3837I** Storage pool Tier process *process identifier* for storage pool *storage pool name* has completed.

**Explanation:** The process of tiering data from local storage to a tier storage pool has completed.

**System action:** None.

**User response:** None.

---

**ANR3838I** The Tier Storage pool process number *process identifier* from storage pool *source\_stgpool* to *tgt\_stgpool\_type* storage pool *target\_stgpool* has completed. Tiered Files: *tiered\_files*, Tiered Bytes: *tiered\_bytes*, Skipped Files: *skipped\_files*, Skipped Bytes: *skipped\_bytes*, Total Bytes Transferred: *transferred\_bytes*, Elapsed time: *elapsed\_time*.

---

**ANR3998W** CONVERT STGPOOL is skipping an inconvertible file on volume *volume*: Node *node\_name*, Type *type*, File space *file\_space*, File name *file\_name*.

**Explanation:** During the convert process, a file is encountered with a type that is not supported by directory-container storage pools.

**System action:** The file is not converted.

**User response:** After the storage pool enters the Converted state, issue the MOVE DATA command on the volume to move the inconvertible files to another storage pool.

---

**ANR3999E** Failure validating database load: expected *numRecs* records and *numBV* bit vectors - loaded *actNumRecs* records and *actNumBV* bit vectors.

**Explanation:** The database load process has ended and the number of records, the number of bit vectors, or both the number of records or number of bit vectors loaded, failed to validate.

**System action:** The LOAD DB process completes with a failure. The server database is not in a usable state.

**User response:** A number of possible causes exist. To recover from this situation, first retry the database load process. If the error reoccurs, check the activity log or other system logs to determine if there is a hardware or media error. If a hardware or media error exists, correct

the error and retry the load process. If a hardware or media error does not exist, it is likely the dump or unload of the server database has encountered an error resulting in the dump/unload server database image as being unusable or that there is an error in the logic for load db processing. Contact your service representative for assistance.

---

**ANR4000I**    **The protect storage pool process for**  
*stgpool name on server this server to*  
*stgpool name on server other server is*  
**complete. Extents protected:** *extents*  
*protected of extents to protect. Extents*  
**failed to protect:** *extents failed to protect.*  
**Amount protected:** *amount protected of*  
*amount to protect. Amount failed to*  
**protect:** *amount not protected. Extents*  
**deleted:** *extents deleted of extents to delete.*  
**Extents failed to delete:** *extents failed to*  
*delete. Extents moved:* *extents moved for*  
*volume reclamation of extents to move.*  
**Extents failed to move:** *extents not moved*  
*for volume reclamation. Amount moved:*  
*amount moved for volume reclamation of*  
*amount to move. Amount failed to move:*  
*amount not moved for volume reclamation.*  
**Elapsed time:** *elapsed time.*

**Explanation:** The protect storage pool process is complete. The following list describes the information in the message:

- Extents protected: Extents that were successfully copied to the target container-copy storage pool.
- Amount protected: Bytes that were successfully protected by being copied to the target container-copy storage pool.
- Amount failed: Bytes that were not protected. See previous messages for further details.
- Extents deleted: Extents that were deleted from the directory-container storage pool and have been removed from the copy-container storage pool.
- Extents moved: Extents that were successfully recopied to the target container-copy storage pool because a volume was eligible for reclamation.
- Amount moved: Bytes that were successfully recopied to the target container-copy storage pool.
- Amount failed to move: Bytes that were not recopied. See previous messages for further details.
- Elapsed time: How long the process ran.

---

**ANR4001I**    **The preview of protect storage pool**  
*stgpool name on server this server to*  
*stgpool name on server other server is*  
**complete. Extents to be protected:** *extents*  
*to be protected. Amount to be protected:*  
*amount to be protected. Extents to be*  
**deleted:** *extents to be deleted. Extents to be*  
**moved:** *extents to be moved for volume*

*reclamation. Amount to be moved: amount*  
*to be moved for volume reclamation.*

**Explanation:** The storage pool protection preview is complete. The following list describes the information in the message:

- Extents to be protected: Extents that need to be protected by being copied to the target container-copy storage pool.
- Amount to be protected: Bytes that need to be protected by being linked to matching extents on the target server.
- Extents to be deleted: Extents that were deleted from the directory-container storage pool that need to be removed from the copy-container storage pool.
- Extents to be moved: Extents that need to be recopied to the target container-copy storage pool because a volume was eligible for reclamation.
- Amount to be moved: Bytes that need to be recopied to the target container-copy storage pool because a volume was eligible for reclamation.

---

**ANR4002W**    **The protect storage pool process for**  
*stgpool name on this server to stgpool name*  
*on other server is complete. Some extents*  
**might not have been protected. Extents**  
**protected:** *extents protected of extents to*  
*protect. Extents failed to protect:* *extents*  
*failed to protect. Amount protected:*  
*amount protected of amount to protect.*  
**Amount failed to protect:** *amount not*  
*protected. Extents deleted:* *extents deleted*  
**of extents to delete. Extents failed to**  
**delete:** *extents failed to delete. Extents*  
**moved:** *extents moved for volume*  
*reclamation of extents to move. Extents*  
**failed to move:** *extents not moved for*  
*volume reclamation. Amount moved:*  
*amount moved for volume reclamation of*  
*amount to move. Amount failed to move:*  
*amount not moved for volume reclamation.*  
**Elapsed time:** *elapsed time.*

**Explanation:** The protect storage pool process completed but some extents might have been skipped due to conflicting operations. The following list describes the information in the message:

- Extents protected: Extents that were successfully copied to the target container-copy storage pool.
- Amount protected: Bytes that were successfully protected by being copied to the target container-copy storage pool.
- Amount failed: Bytes that were not protected. See previous messages for further details.
- Extents deleted: Extents that were deleted from the directory-container storage pool and have been removed from the copy-container storage pool.

- Extents moved: Extents that were successfully recopied to the target container-copy storage pool because a volume was eligible for reclamation.
- Amount moved: Bytes that were successfully recopied to the target container-copy storage pool.
- Amount failed to move: Bytes that were not recopied. See previous messages for further details.
- Elapsed time: How long the process ran.

**User response:** Issue the PROTECT STGPPOOL command again to ensure that all data extents are scanned and protected.

---

**ANR4003I** *Load command: Database load process started.*

**Explanation:** The database load process has started.

**System action:** The server loads the contents of the database from a file or removable media.

**User response:** None.

---

**ANR4004I** *Load command: Database load process completed.*

**Explanation:** The database load process has ended.

**System action:** The server completes processing.

**User response:** None.

---

**ANR4005E** *Load command: Database load process terminated due to error (error indicator).*

**Explanation:** The database load process has ended prematurely due to an error.

**System action:** The server ends load processing.

**User response:** Examine previously issued messages to determine if an error can be corrected, such as a syntax error. If you cannot resolve the error, contact your service representative.

---

**ANR4006I** *Command: Volume volume number written by process is volume name.*

**Explanation:** A sequential data process wrote to the volume named in the series of one or more volumes that were used to store output. The volume's position in the series is indicated by the volume number reported.

**System action:** The server ends processing.

**User response:** None.

---

**ANR4007E** *Command: A transaction error was encountered in recording volume usage history.*

**Explanation:** The command process encounters a database transaction error in recording the names of the

volumes used for the process in the server database.

**System action:** The server ends processing.

**User response:** Examine previously issued messages to determine if there is an error that can be corrected, such as a syntax error. If you cannot resolve the error, contact your service representative. The volumes used by the process are valid for the corresponding input process, but are not recorded in sequential volume history lists generated by the server.

---

**ANR4008W** *Load command: Database object object name does not exist.*

**Explanation:** The database load process attempts to delete a database object, but the object does not exist.

**System action:** Database processing continues.

**User response:** None.

---

**ANR4009E** *Load command: Database object object name cannot be deleted because it is in use by another process.*

**Explanation:** The database load process attempts to delete a database object, but the object is currently being used by another process.

**System action:** Database processing ends.

**User response:** Reissue the command. If it fails, contact your service representative.

---

**ANR4010E** *Dump/load command: Database dump/load processing failed - insufficient memory.*

**Explanation:** The database dump/load process fails due to insufficient memory.

**System action:** Database processing ends.

**User response:** Allocate additional storage to the server. There are two ways to do this:

- Increase the size of the server's virtual machine (for VM), or region size (for MVS). For AIX, ensure that there is sufficient paging space. You may also use SMIT to determine if the number of applications is causing a memory shortage. For OS/2, ensure that there is sufficient space for the OS/2 SWAPPER.DAT file. Check your CONFIG.SYS for the SWAPPATH statement to determine where your SWAPPER.DAT file is located and then determine how much space is left on the drive.
- Decrease the amount of space allocated to the server's database or log buffer pool. To do this, update the value of the BUFPOOLSIZE or LOGPOOLSIZE parameters in the server options file and restart the server. Note that each page causes an additional 4K page to be allocated for the specified buffer pool. Reducing the pool sizes requires more I/O to service the same amount of data; some performance degradation may result.

---

**ANR4012W** *Dump command: Database page page number is damaged.*

**Explanation:** The specified database page is damaged; it will not be dumped.

**System action:** Processing continues.

**User response:** None.

---

**ANR4013I** *Audit command process process id completed audit of total number containers; successful number successfully audited containers, failed number failed audited containers.*

**Explanation:** The AUDIT CONTAINER command has completed processing.

The following information is displayed:

- The total number of containers that were audited.
- The number of successfully audited containers.
- The number of containers that failed to audit.

**System action:** None.

**User response:** None.

---

**ANR4014W** *Audit container process process id is canceled.*

**Explanation:** During processing of an AUDIT CONTAINER command, the process performing the audit was canceled.

**System action:** The AUDIT CONTAINER command is canceled.

**User response:** None.

---

**ANR4015E** *Load command: Invalid record format (format code) detected.*

**Explanation:** During processing of command *load command*, an invalid record type is detected when reading the dumped information from the dump media.

**System action:** Processing of the command ends.

**User response:** Examine the server messages issued prior to this message to determine the source of the error. On MVS or VM, the LOADDB command syntax may be specified by using a ddname or by specifying a device class name. You must use the same method that was used when the database was originally dumped. If you did not, this error message will be displayed. Try loading the database by using the other method of syntax (devclass). If the error cannot be isolated and resolved, contact your service representative.

---



---

**ANR4016E** *Load command: Invalid header sequence number detected in database dump. Expected expected sequence number; Actual actual sequence number.*

**Explanation:** During processing of command *load command*, an invalid sequence number is detected when reading the dumped information from the dump media.

**System action:** Processing of the command ends.

**User response:** Examine previously issued server messages to determine the source of the error. If the error cannot be isolated and resolved, contact your service representative.

---

**ANR4017E** *Load command: Invalid record type record type read from database dump data.*

**Explanation:** The server database load process encounters an invalid record in reading data from the dump media.

**System action:** The database load process ends.

**User response:** Examine previously issued server messages to determine the source of the error. If the error cannot be isolated and resolved, contact your service representative.

---

**ANR4018E** *Load command: Load processing failed - insufficient recovery log space.*

**Explanation:** The load process fails due to insufficient recovery log space.

**System action:** Database load processing ends.

**User response:** Reinstall the server and specify a larger recovery log and reissue the database load command.

---

**ANR4019E** *Load command: Load processing failed - insufficient database space.*

**Explanation:** The load process fails due to insufficient database space.

**System action:** Load processing ends.

**User response:** Reinstall the server and specify a larger database and reissue the database load command.

---

**ANR4020E** *Load command: Batch database insert failed.*

**Explanation:** The database load process fails when it attempts to insert a batch of rows into the database.

**System action:** Database load processing ends.

**User response:** Examine the messages issued prior to this one to determine if an error can be corrected. You

may wish to reinstall the server with a new recovery log and database and reissue the load command. If the problem persists, contact your service representative.

---

**ANR4021E** *Dump/load command: Error (error code) occurred during an open operation.*

**Explanation:** An error occurs while attempting an open operation on the dump media for a database dump/load operation.

**System action:** Server processing continues.

**User response:** Refer to the other displayed messages to determine why the operation failed; correct the problem and restart the process.

---

**ANR4022E** *Dump command: Error (error code) occurred during a write operation.*

**Explanation:** The server database dump process encounters an error while writing to the dump media.

**System action:** Server processing continues, the dump processing ends.

**User response:** Refer to the other displayed messages to determine why the operation failed; correct the problem and restart the process.

---

**ANR4023E** *Load command: Error (error code) occurred during a read operation.*

**Explanation:** The server database load process encounters an error reading from the dump media.

**System action:** The database load operation ends.

**User response:** Refer to the other displayed messages to determine why the operation failed; correct the problem and restart the process.

---

**ANR4025W** *The AUDIT DATABASE command process id ended. Command processing is canceled.*

**Explanation:** The AUDIT DATABASE command was canceled during processing.

**System action:** The AUDIT DATABASE command ended.

**User response:** Reissue the AUDIT DATABASE command.

---

**ANR4026I** *The AUDIT DATABASE command process started (process ID process ID).*

**Explanation:** The AUDIT DATABASE command process started for the process whose ID that is displayed.

**System action:** The AUDIT DATABASE command process is in progress.

**User response:** This process may be monitored using the QUERY PROCESS command. If this process needs to be cancelled, issue the CANCEL PROCESS command.

---

**ANR4027I** *The AUDIT DATABASE command process process id completed processing total number orphaned data extents.*

**Explanation:** The AUDIT DATABASE command completed.

The following information is displayed:

- The total number of orphaned data extents that are processed

**System action:** None.

**User response:** For programming support, contact your service representative.

---

**ANR4028I** *A scan for damaged files is in progress. Processed count damaged file(s).*

**Explanation:** If the REPLRECOVERDAMAGED system parameter is set to ON, the system monitors server database tables every 30 minutes to determine whether the number of damaged bitfiles has changed. If the number has changed, the system initiates a scan of server database tables to identify the damaged files for recovery purposes. Depending on the system environment, the scan might take hours or days.

**System action:** System operation continues during the scan.

**User response:** No action is required. However, you can cancel the scan by issuing the following command from the server console or the administrative client: set replrecoverdamaged off

---

**ANR4029I** *A scan to identify damaged files is in progress. If damaged files are detected, a recovery process will begin after the scan is completed.*

**Explanation:** A REPLICATE NODE command initiated a process to identify and recover damaged files. The server scans database tables to identify which damaged files are eligible for recovery. Depending on the system environment, the scan might take hours or days. The server issues periodic ANR4024I messages to indicate that the scan is ongoing. When the scan is completed, message ANR3650I will appear on the server console.

**System action:** Server operation continues during the scan. If the scan identifies files that are eligible for recovery, the recovery process begins.

**User response:** No action is required.

---

**ANR4030E** The replication process failed because of an inconsistency between extents on the source server and extents on the target server that were written by a PROTECT STGPOOL process.

**Explanation:** The REPLICATE NODE or PROTECT STGPOOL process detected that extents that were written to the target server by a PROTECT STGPOOL process are inconsistent and out of sync with the source server. The REPLICATE NODE process will end as FAILURE.

**System action:** None.

**User response:** Issue the PROTECT STGPOOL command with the FORCERECONCILE=YES parameter, and verify that the process has completed. Then, issue the command again without the FORCERECONCILE=YES parameter.

---

**ANR4031I** PROTECT STGPOOL: Reclamation processing started for container-copy storage pool *target pool*.

**Explanation:** The PROTECT STGPOOL command started reclamation processing for the specified container-copy storage pool. The reclamation process is intended to move data from underutilized volumes and thus release space.

**System action:** Processing continues.

**User response:** None.

---

**ANR4032W** PROTECT STGPOOL: All data in directory-container storage pool *source pool* was protected to container-copy storage pool *target pool*. However, reclamation processing for the container-copy storage pool is incomplete.

**Explanation:** The PROTECT STGPOOL command protected all data in the specified directory-container storage pool to the specified container-copy storage pool. This ensures that the directory-container storage pool can be repaired if needed. However, reclamation processing for the container-copy storage pool is incomplete because the reclamation process was canceled. The reclamation process is intended to move data from underutilized volumes and thus release space.

**System action:** The storage pool protection process ends.

**User response:** If the container-copy storage pool is running out of space or if this message is issued frequently, consider increasing the maximum run time for the schedule that runs the storage pool protection process. If the container-copy storage pool has sufficient space and this message is issued infrequently, no action is required.

---

**ANR4033I** Update stgpoolmdir command **process** *process id* **completed update of** *stgpoolmdir name*; *successful number* **successfully updated containers**, *failed number* **failed updated containers**.

**Explanation:** The UPDATE STGPOOLDIR command has completed processing.

The following information is displayed:

- The stgpool directory updated.
- The number of successfully updated containers.
- The number of containers that failed to update.

**System action:** None.

**User response:** None.

---

**ANR4034W** Update Stgpoolmdir process *process id* is canceled.

**Explanation:** During processing of an UPDATE STGPOOLDIR command, the process performing the audit was canceled.

**System action:** The UPDATE STGPOOLDIR process is canceled.

**User response:** None.

---

**ANR4074I** Dump/load command: **Encountered** *number of entries* **bad database entries**.

**Explanation:** This message is displayed at the end of a server database dump or load command to indicate the number of invalid database entries that have been encountered.

**System action:** Database dump or load processing ends.

**User response:** None.

---

**ANR4075I** Audit command: **Auditing policy definitions**.

**Explanation:** This message is displayed during a database audit and indicates that the server policy information (domain, policy set, management classes, and copy groups) are being examined by the database audit process.

**System action:** Audit processing continues.

**User response:** None.

---

**ANR4076E** Audit command: **Invalid client node count detected for policy domain** *domain name*.

**Explanation:** A database audit process finds that the count of nodes recorded for the specified policy domain do not match the actual number of nodes assigned to the domain.

**System action:** Audit processing continues.

**User response:** Reissue the audit command and specify FIX=YES so that the error can be corrected.

**ANR4077I** *Audit command: Invalid client node count detected for policy domain **domain name** count will be corrected.*

**Explanation:** A database audit process finds that the count of nodes recorded for the specified policy domain do not match the actual number of nodes assigned to the domain. Because FIX=YES has been specified for the command, the node count will automatically be corrected.

**System action:** Audit processing continues.

**User response:** None.

**ANR4078E** *Audit command: Invalid activation indicators encountered for policy domain **domain name**.*

**Explanation:** A database audit process finds incorrect policy set activation entries for the specified policy domain.

**System action:** Audit processing continues.

**User response:** Reissue the audit command and specify FIX=YES so that the error can be corrected.

**ANR4079I** *Audit command: Invalid activation indicators encountered for policy domain **domain name** - entry will be corrected.*

**Explanation:** A database audit process finds incorrect policy set activation entries for the specified policy domain. Because FIX=YES has been specified for the audit command, the entry will be corrected.

**System action:** Audit processing continues.

**User response:** None.

**ANR4080E** *Audit command: Invalid grace period backup retention value encountered for policy domain **domain name**.*

**Explanation:** A database audit process finds an incorrect grace period retention value for the specified policy domain.

**System action:** Audit processing continues.

**User response:** Reissue the audit command and specify FIX=YES so that the error can be corrected.

**ANR4081I** *Audit command: Invalid grace period backup retention value encountered for policy domain **domain name** - default value will be set.*

**Explanation:** A database audit process finds an incorrect grace period retention value for the specified policy domain. Because FIX=YES has been specified for the audit command, the default value will be set.

**System action:** Audit processing continues.

**User response:** None.

**ANR4082E** *Audit command: Invalid grace period archive retention value encountered for policy domain **domain name**.*

**Explanation:** A database audit process finds an incorrect grace period retention value for the specified policy domain.

**System action:** Audit processing continues.

**User response:** Reissue the audit command and specify FIX=YES so that the error can be corrected.

**ANR4083I** *Audit command: Invalid grace period archive retention value encountered for policy domain **domain name** - default value will be set.*

**Explanation:** A database audit process finds an incorrect grace period retention value for the specified policy domain. Because FIX=YES has been specified for the audit command, the default value will be set.

**System action:** Audit processing continues.

**User response:** None.

**ANR4084E** *Audit command: Invalid administrator update information encountered for policy domain **domain name**.*

**Explanation:** A database audit process finds incorrect last updated information for the specified policy domain.

**System action:** Audit processing continues.

**User response:** Reissue the audit command and specify FIX=YES so that the error can be corrected.

**ANR4085I** *Audit command: Invalid administrator update information encountered for policy domain **domain name** - information will be corrected.*

**Explanation:** A database audit process finds incorrect last updated information for the specified policy domain. Because FIX=YES has been specified for the command, the information is corrected.

**System action:** Audit processing continues.

User response: None.

---

**ANR4086E** *Audit command: Invalid node node number found assigned to domain domain name.*

**Explanation:** A database audit process finds a node number assigned to a policy domain that does not reference a valid client node definition.

**System action:** Audit processing continues.

**User response:** Reissue the audit command and specify FIX=YES so that the error can be corrected.

---

**ANR4087I** *Audit command: Invalid node node number found assigned to domain domain name reference will be deleted.*

**Explanation:** A database audit process finds a node number assigned to a policy domain that does not reference a valid client node definition. Because FIX=YES has been specified for the audit command, the reference will be deleted.

**System action:** Audit processing continues.

**User response:** None.

---

**ANR4088E** *Audit command: Default management class management class name specified for policy set policy set name in domain domain name does not exist.*

**Explanation:** A database audit process finds a policy set with a default management class specified that does not exist.

**System action:** Audit processing continues.

**User response:** Reissue the audit command and specify FIX=YES so that the error can be corrected.

---

**ANR4089I** *Audit command: Default management class management class name specified for policy set policy set name in domain domain name does not exist - the reference will be removed.*

**Explanation:** A database audit process finds a policy set with a default management class specified that does not exist. Because FIX=YES has been specified for the audit command, the reference will be removed from the policy set.

**System action:** Audit processing continues.

**User response:** When the audit command completes, examine the policy set specified, and set a new default management class for the set. If the policy set is the ACTIVE policy set, you must activate a new policy set for the domain with a valid default management class.

---

**ANR4090E** *Audit command: Active Policy set for domain domain name does not contain a valid default management class - policy will fail for this domain. Correct the ACTIVE policy set.*

**Explanation:** A database audit process finds an active policy set for the specified policy domain that does not have a valid active management class specified.

**System action:** Audit processing continues.

**User response:** When the audit command completes, you must activate a new policy set for the domain with a valid default management class.

---

**ANR4091E** *Audit command: Invalid administrator update information encountered for policy set set name in policy domain domain name.*

**Explanation:** A database audit process finds incorrect last updated information for the specified policy set.

**System action:** Audit processing continues.

**User response:** Reissue the audit command and specify FIX=YES so that the error can be corrected.

---

**ANR4092I** *Audit command: Invalid administrator update information encountered for policy set set name in policy domain domain name - information will be corrected.*

**Explanation:** A database audit process finds incorrect last updated information for the specified policy set. Because FIX=YES has been specified for the command, the information is corrected.

**System action:** Audit processing continues.

**User response:** None.

---

**ANR4093E** *Audit command: A management class identifier is not defined for management class management class name in policy set set name, domain domain name.*

**Explanation:** A database audit process finds incorrect information for the specified management class.

**System action:** Audit processing continues.

**User response:** Reissue the audit command and specify FIX=YES so that the error can be corrected.

---

**ANR4094E** *Audit command: A management class identifier is not defined for management class management class name in policy set set name, domain domain name - an identifier will be generated for this management class.*



**Explanation:** A database audit process finds incorrect information for the specified management class. The audit process generates an identifier, because FIX=YES has been specified for the audit command.

**System action:** Audit processing continues.

**User response:** None.

---

**ANR4095E** *Audit command: An invalid management class identifier (actual identifier) was encountered for management class management class name in policy set set name, domain domain name (expected expected identifier).*

**Explanation:** A database audit process finds incorrect information for the specified management class.

**System action:** Audit processing continues.

**User response:** Reissue the audit command and specify FIX=YES so that the error can be corrected.

---

**ANR4096E** *Audit command: An invalid management class identifier (actual identifier) was encountered for management class management class name in policy set set name, domain domain name (expected expected identifier) - the correct identifier will be stored.*

**Explanation:** A database audit process finds incorrect information for the specified management class. The audit process corrects the identifier, because FIX=YES has been specified for the audit command.

**System action:** Audit processing continues.

**User response:** None.

---

**ANR4097E** *Audit command: Invalid administrator update information encountered for management class management class name in policy set set name in policy domain domain name.*

**Explanation:** A database audit process finds incorrect last updated information for the specified management class.

**System action:** Audit processing continues.

**User response:** Reissue the audit command and specify FIX=YES so that the error can be corrected.

---

**ANR4098I** *Audit command: Invalid administrator update information encountered for management class management class name in policy set set name in policy domain domain name - information will be corrected.*

**Explanation:** A database audit process finds incorrect

last updated information for the specified management class. Because FIX=YES has been specified for the command, the information is corrected.

**System action:** Audit processing continues.

**User response:** None.

---

**ANR4099E** *Audit command: Copy group copy group name in management class management class name, policy set set name, domain domain name has an invalid name or type.*

**Explanation:** A database audit process encounters a copy group that has an invalid name or copy group type.

**System action:** Audit processing continues.

**User response:** If FIX=YES has not been specified for the audit command, reissue the command specifying FIX=YES so that the error can be corrected.

---

**ANR4100I** *Audit command: Attempting to reinsert the copy group as a BACKUP copy group.*

**Explanation:** A database audit process encounters a copy group that has an invalid name or copy group type. The process attempts to reinsert the definition as a backup copy group.

**System action:** Audit processing continues.

**User response:** None.

---

**ANR4101I** *Audit command: A backup copy group already exists - the invalid copy group will be deleted.*

**Explanation:** A database audit process encounters a copy group that has an invalid name or copy group type. While attempting to reinsert the copy group as a backup copy group, the process discovers that a backup copy group already exists for the management class. The copy group is deleted.

**System action:** Audit processing continues.

**User response:** After the audit command completes, you may examine the server copy groups using the QUERY COPYGROUP command, and correct them with the DEFINE COPYGROUP and UPDATE COPYGROUP commands if desired.

---

**ANR4102I** *Audit command: Attempting to reinsert the copy group as an ARCHIVE copy group.*

**Explanation:** A database audit process encounters a copy group that has an invalid name or copy group type. The process attempts to reinsert the definition as an archive copy group.

**System action:** Audit processing continues.

**User response:** None.

---

**ANR4103I** *Audit command: An archive copy group already exists - the invalid copy group will be deleted.*

**Explanation:** A database audit process encounters a copy group that has an invalid name or copy group type. While attempting to reinsert the copy group as an archive copy group, the process discovers that a backup copy group already exists for the management class. The copy group is deleted.

**System action:** Audit processing continues.

**User response:** After the audit command completes, you may examine the server copy groups using the QUERY COPYGROUP command, and correct them with the DEFINE COPYGROUP and UPDATE COPYGROUP commands, if desired.

---

**ANR4104E** *Audit command: An invalid management class identifier (actual identifier) was encountered for a copy group in management class management class name, policy set set name, domain domain name (expected expected identifier).*

**Explanation:** A database audit process finds incorrect information for the specified copy group.

**System action:** Audit processing continues.

**User response:** Reissue the audit command and specify FIX=YES so that the error can be corrected.

---

**ANR4105E** *Audit command: An invalid management class identifier (actual identifier) was encountered for a copy group in management class management class name, policy set set name, domain domain name (expected expected identifier) - the correct identifier will be stored.*

**Explanation:** A database audit process finds incorrect information for the specified copy group. The audit process corrects the identifier, since FIX=YES has been specified for the audit command.

**System action:** Audit processing continues.

**User response:** None.

---

**ANR4106E** *Audit command: An invalid copy group identifier (actual identifier) was encountered for a copy group in management class management class name, policy set set name, domain domain name (expected expected identifier).*

**Explanation:** A database audit process finds incorrect information for the specified copy group.

**System action:** Audit processing continues.

**User response:** For programming support, contact your service representative.

---

**ANR4107E** *Audit command: An invalid copy group identifier (actual identifier) was encountered for copy group name copy group name (expected expected identifier).*

**Explanation:** A database audit process finds incorrect information for the specified copy group name.

**System action:** Audit processing continues.

**User response:** For programming support, contact your service representative.

---

**ANR4108E** *Audit command: Invalid backup copy group attributes encountered for copy group copy group name in management class management class name, policy set set name, domain domain name.*

**Explanation:** A database audit process encounters invalid backup copy group attributes for the specified copy group.

**System action:** Audit processing continues.

**User response:** If FIX=YES has not been specified for the audit command, reissue the command specifying FIX=YES so that the inconsistency can be corrected.

---

**ANR4109I** *Audit command: Invalid backup copy group attributes encountered for copy group copy group name in management class management class name, policy set set name, domain domain name - the copy group will be corrected using default attributes.*

**Explanation:** A database audit process encounters invalid backup copy group attributes for the specified copy group. Because FIX=YES has been specified for the command, the copy group will be corrected using default values for the attributes found in error.

**System action:** Audit processing continues.

**User response:** After the audit command completes, examine the copy group by using the QUERY COPYGROUP command, and correct attributes with the UPDATE COPYGROUP command, if desired.

---

**ANR4110E** *Audit command: Invalid archive copy group attributes encountered for copy group copy group name in management class management class name, policy set set name, domain domain name.*

**Explanation:** A database audit process encounters invalid archive copy group attributes for the specified copy group.

**System action:** Audit processing continues.

**User response:** If FIX=YES has not been specified for the audit command, reissue the command and specify FIX=YES so that the inconsistency can be corrected.

---

**ANR4111I** *Audit command: Invalid archive copy group attributes encountered for copy group **copy group name** in management class **management class name**, policy set **set name**, domain **domain name** - the copy group will be corrected using default attributes.*

**Explanation:** A database audit process encounters invalid archive copy group attributes for the specified copy group. Because FIX=YES has been specified for the command, the copy group will be corrected using default values for the attributes found in error.

**System action:** Audit processing continues.

**User response:** After the audit command completes, examine the copy group by using the QUERY COPYGROUP command, and correct the attributes with the UPDATE COPYGROUP command, if desired.

---

**ANR4112W** *Audit command: Storage pool **storage pool name**, specified as a destination for copy group **copy group name** in management class **management class name**, policy set **set name**, domain **domain name**, does not exist.*

**Explanation:** A database audit process encounters a storage pool specified for the destination of the specified copy group that is not defined in the server database. If this copy group is used in an active policy set, then backup or archive operations will fail when attempting to put client data in the destination.

**System action:** Audit processing continues.

**User response:** After the audit command completes, use the DEFINE STGPOOL command to define the missing storage pool or the UPDATE COPYGROUP command to update the copy group to refer to an existing storage pool.

---

**ANR4113E** *Audit command: Invalid administrator update information encountered for copy group **copy group name** in management class **management class name**, policy set **set name**, policy domain **domain name**.*

**Explanation:** A database audit process finds incorrect last updated information for the specified copy group.

**System action:** Audit processing continues.

**User response:** Reissue the audit command and specify FIX=YES so that the error can be corrected.

---

**ANR4114I** *Audit command: Invalid administrator update information encountered for copy group **copy group name** in management class **management class name**, policy set **set name**, policy domain **domain name** - information will be corrected.*

**Explanation:** A database audit process finds incorrect last updated information for the specified copy group. Because FIX=YES has been specified for the command, the information is corrected.

**System action:** Audit processing continues.

**User response:** None.

---

**ANR4115E** *Audit command: Policy domain **domain name** is referenced, but not formally defined.*

**Explanation:** A database audit process finds a reference to the specified policy domain, but the domain is not formally defined in the server database.

**System action:** Audit processing continues.

**User response:** Reissue the audit command and specify FIX=YES so that the error can be corrected.

---

**ANR4116I** *Audit command: Policy domain **domain name** is referenced, but not formally defined - a policy domain with default attributes will be defined with this name.*

**Explanation:** A database audit process finds a reference to the specified policy domain, but the domain is not formally defined in the server database. Because FIX=YES has been specified, a new policy domain with this name will be defined by the audit processor.

**System action:** Audit processing continues.

**User response:** After the audit command has completed, you can view the attributes for this policy domain using the QUERY DOMAIN command, and update attributes with the UPDATE DOMAIN command, if desired.

---

**ANR4117E** *Audit command: Policy set **set name** in domain **domain name** is referenced, but not formally defined.*

**Explanation:** A database audit process finds a reference to the specified policy set, but the set is not formally defined in the server database.

**System action:** Audit processing continues.

**User response:** Reissue the audit command and specify FIX=YES so that the error can be corrected.

---

**ANR4118I** *Audit command: Policy set set name in domain domain name is referenced, but not formally defined - a policy set with this name will be created.*

**Explanation:** A database audit process finds a reference to the specified policy set, but the set is not formally defined in the server database. Because FIX=YES has been specified, the audit process will create a new policy set with this name.

**System action:** Audit processing continues.

**User response:** After the audit command has completed, you can view the attributes for this policy set by using the QUERY POLICYSET command, and update attributes with the UPDATE POLICYSET command, if desired.

---

**ANR4119E** *Audit command: Management class class name in policy set set name, domain domain name is referenced, but not formally defined.*

**Explanation:** A database audit process finds a reference to the specified management class, but the class is not formally defined in the server database.

**System action:** Audit processing continues.

**User response:** Reissue the audit command and specify FIX=YES so that the error can be corrected.

---

**ANR4120I** *Audit command: Management class class name in policy set set name, domain domain name is referenced, but not formally defined - the management class will be created.*

**Explanation:** A database audit process finds a reference to the specified management class, but the class is not formally defined in the server database. Because FIX=YES has been specified for the audit command, the audit process defines a management class in the server with this name.

**System action:** Audit processing continues.

**User response:** After the audit command has completed, you can view the attributes for this management class by using the QUERY MGMTCLASS command, and update attributes with the UPDATE MGMTCLASS command, if desired.

---

**ANR4121E** *Command: An operation that was initiated by the MOVE DRMEDIA command is in progress for volume volume name.*

**Explanation:** A subsequent command was issued, and it specifies the same volume. The newly issued command cannot be completed for the specified volume while the MOVE DRMEDIA command is in progress.

**System action:** If the newly issued command is a MOVE NODEDATA command, the server skips the volume and continues moving node data on other volumes.

**User response:** Wait until the operation that was initiated by the MOVE DRMEDIA command is completed. Then, reissue the other command.

---

**ANR4122E** *Audit command: The instance count for management class class name does not agree with the actual management class data (number of instances instances).*

**Explanation:** A database audit process finds a reference count for the specified management class that did not match the actual number of instances for this class.

**System action:** Audit processing continues.

**User response:** Reissue the audit command and specify FIX=YES so that the error can be corrected.

---

**ANR4123I** *Audit command: The instance count for management class class name does not agree with the actual management class data (number of instances instances) - the number will be corrected.*

**Explanation:** A database audit process finds a reference count for the specified management class that does not match the actual number of instances for this class. The audit process corrects the count because FIX=YES has been specified for the audit command.

**System action:** Audit processing continues.

**User response:** None.

---

**ANR4124E** *Audit command: The instance count for copy group copy group name does not agree with the actual copy group data (number of instances instances).*

**Explanation:** A database audit process finds a reference count for the specified copy group that does not match the actual number of instances for this copy group.

**System action:** Audit processing continues.

**User response:** Reissue the audit command and specify FIX=YES so that the error can be corrected.

---

**ANR4125I** *Audit command: The instance count for copy group copy group name does not agree with the actual copy group data (number of instances instances) - the number will be corrected.*

**Explanation:** A database audit process finds a reference count for the specified copy group that does not match the actual number of instances for this copy

group. The audit process corrects the count because FIX=YES has been specified for the audit command.

**System action:** Audit processing continues.

**User response:** None.

---

**ANR4126E** *Audit command: Policy global attributes cannot be found.*

**Explanation:** A database audit process is not able to locate the global attributes for policy information in the server database.

**System action:** Audit processing continues.

**User response:** Reissue the audit command and specify FIX=YES so that the error can be corrected.

---

**ANR4127I** *Audit command: Policy global attributes cannot be found - attributes will recreated.*

**Explanation:** A database audit process is not able to locate the global attributes for policy information in the server database. Because FIX=YES has been specified for the audit command, the attributes will be regenerated.

**System action:** Audit processing continues.

**User response:** None.

---

**ANR4128E** *Audit command: Policy global high-water marks do not match the identifiers in use.*

**Explanation:** A database audit process finds the attributes used to track policy identifiers are incorrect.

**System action:** Audit processing continues.

**User response:** Reissue the audit command and specify FIX=YES so that the error can be corrected.

---

**ANR4129E** *Audit command: Policy global high-water marks do not match the identifiers in use - they will be corrected.*

**Explanation:** A database audit process finds the attributes used to track policy identifiers are incorrect. Because FIX=YES has been specified for the audit command, the attributes will be corrected.

**System action:** Audit processing continues.

**User response:** None.

---

**ANR4130W** *Audit Volume updating object information for volume volume name: Node node name, Type file type, File space filespace name, fsId filespace id, File Name file name.*

**Explanation:** As the result of an AUDIT VOLUME

command that specified FIX=YES for the volume shown, object information for the specified file will be updated.

**System action:** The object information is updated.

**User response:** None.

---

**ANR4131W** *Audit Volume found incorrect object information for volume volume name: Node node name, Type file type, File space filespace name, fsId filespace id, File name file name.*

**Explanation:** As the result of an AUDIT VOLUME command that specified FIX=NO for the volume shown, object information for the specified file is found to be in error.

**System action:** None.

**User response:** None.

---

**ANR4132I** *Audit volume process ended for volume volume name; file count files inspected, file count damaged files deleted, file count damaged files marked as damaged, file count files previously marked as damaged reset to undamaged, file count objects updated.*

**Explanation:** The AUDIT VOLUME command specifying FIX=YES for the volume shown has ended.

The following information is displayed:

- The number of files audited
- The number of inconsistent files deleted
- The number of inconsistent files marked as damaged
- The number of files previously marked as damaged that were reset to undamaged
- The number of updated objects

The number of files marked as damaged includes all files belonging to aggregates that were marked damaged during the audit. Files are marked as damaged in primary storage pools and not deleted when backup copies for the files are known to exist in COPY storage pools.

**System action:** None.

**User response:** To recover files that have been marked as damaged on the volume, use the RESTORE STGPOOL or RESTORE volume command.

---

**ANR4133I** *Audit volume process ended for volume volume name; file count files inspected, file count damaged files found and marked as damaged, file count files previously marked as damaged reset to undamaged, file count objects need updating.*

**Explanation:** The AUDIT VOLUME command

specifying FIX=NO for the volume shown has ended.

The following information is displayed:

- The number of files audited
- The number of inconsistent files marked as damaged
- The number of files previously marked as damaged that were reset to undamaged
- The number of objects need updating

The number of files marked damaged includes all files belonging to aggregates that were marked damaged during the audit. Inconsistent files are marked as damaged in the database and can be recovered by using the RESTORE STGPOOL or RESTORE VOLUME command if copies of the files reside in a COPY storage pool. Another AUDIT VOLUME command may be able to access the files and reset the damaged indicator in the database if the audit volume process cannot access the files due to hardware problems (for example, dirty tape heads).

**System action:** None.

**User response:** If you suspect that files were inaccessible because of hardware problems such as dirty tape heads, correct the hardware problem and reissue the AUDIT VOLUME FIX=NO command for this volume. To remove damaged file references and update the object information, issue the AUDIT VOLUME command and specify FIX=YES.

---

**ANR4134E** *Command: The "parameter" parameter is not valid for cloud storage pools of this cloud type.*

**Explanation:** The command indicated specifies a parameter that is not valid for cloud storage pools of this cloud type.

**System action:** The server does not process the command.

**User response:** Reissue the command with parameters appropriate for this cloud type.

---

**ANR4135E** *Command: Command could not be completed because storage pool storage pool name has one or more cloud containers.*

**Explanation:** The command could not be completed because the storage pool contains one or more cloud containers that use the existing bucket name.

**System action:** The server does not process the command.

**User response:** Before reissuing the command, ensure that the command and all of the specified parameters are allowed when cloud containers already exist in the storage pool.

---

**ANR4136E** *A create container request to the cloud service provider for the pool\_name storage pool failed because the bucket or vault this storage pool attempted to use is not accessible with the cloud provider credentials provided.*

**Explanation:** A create container request failed. The credentials for the cloud service provider did not have the correct permissions for the bucket or vault that this storage pool attempted to use.

**System action:** The create container request fails.

**User response:** Ensure that the permissions are correct for the credentials you specified for connecting to the cloud server. As needed, change the settings on the bucket or vault. If you do not have the ability to change the bucket settings, use the UPDATE STGPOOL command with the BUCKETNAME parameter set to a bucket or vault with a different name.

---

**ANR4137E** *Container creation failed because the current credentials do not have permission for disallowed\_operation\_name operations on the bucket or vault.*

**Explanation:** The credentials for the cloud service provider do not have permission to do all of the required operations in this storage pool's bucket or vault. As a result, the container was not created.

**System action:** Container creation was not allowed.

**User response:** Check the permissions for the bucket or vault and make sure that the credentials for this storage pool have permission to read, write, list, and delete objects in this bucket or vault. If you do not have the ability to change or view the permissions, and you have not already written data to this storage pool, you can use the UPDATE STGPOOL command with the BUCKETNAME parameter to try to use a different bucket or vault.

---

**ANR4138E** *A create container request to the cloud service provider for the pool\_name storage pool failed because the name of the bucket or vault that this storage pool attempted to use is not valid for this cloud service provider.*

**Explanation:** A create container request failed. The name of the bucket or vault that this storage pool attempted to use is not valid for this cloud service provider.

**System action:** The create container request fails.

**User response:** Bucket and vault names must comply with S3 requirements, which can be found in the Amazon S3 documentation online. Also, check with your cloud service provider for any specific restrictions on bucket or vault names. Use the UPDATE STGPOOL command with the BUCKETNAME parameter set to a

name that complies with both the S3 requirements, and the cloud provider restrictions.

---

**ANR4139W** The PROTECT STGPOOL settings for the replicated target storage pool are invalid. To resolve the issue, the PROTECT STGPOOL command needs to be manually issued for storage pool *source storage pool name*.

**Explanation:** A previously issued REPAIR STGPOOL command invalidated the protect setting for the replicated target storage pool. As a result, you cannot use the REPAIR STGPOOL command to repair from the replicated target storage pool until the PROTECT STGPOOL command is issued for the replicated target storage pool. Any REPAIR STGPOOL commands to the local target storage pool are unaffected.

**System action:** None.

**User response:** Issue the PROTECT STGPOOL command with a value of TYPE=REPLSERVER for the specified storage pool. By issuing the command, this will restore the protect setting on the source storage pool.

---

**ANR4140E** The specified credentials failed verification because they do not have permission for *disallowed\_operation\_name* operations on the bucket or vault.

**Explanation:** The credentials for the cloud service provider do not have permission to do all of the required operations in this bucket or vault.

**System action:** None.

**User response:** Check the permissions for the bucket or vault and make sure that the credentials for this storage pool have permission to read, write, list, and delete objects in this bucket or vault. If you do not have the ability to change or view the permissions, try a bucket or vault with a different name.

---

**ANR4141E** The specified credentials failed verification because the name of the bucket or vault that was provided was not valid for this cloud service provider.

**Explanation:** Credential verification failed because the name of the bucket or vault that was specified is not valid for this cloud service provider.

**System action:** None.

**User response:** Bucket and vault names must comply with S3 requirements, which can be found in the Amazon S3 documentation online. Also, check with your cloud service provider for any specific restrictions on bucket or vault names. Use a bucket or vault name that complies with both the S3 requirements, and the cloud provider restrictions.

---

**ANR4142I** The cloud service provider URL and credentials were verified, and there is not a bucket or vault on the specified cloud service provider with the provided name.

**Explanation:** The verification of the credentials and URL for the cloud service provider succeeded. However, the specified bucket or vault does not yet exist.

**System action:** Server operation continues.

**User response:** If these credentials also have permission to create a bucket or vault, it is safe to create a storage pool with these parameters. If not, then this bucket or vault should be created by other means, and these credentials should have read, write, delete, and list access to the bucket or vault.

---

**ANR4143E** The credentials for the cloud storage pool could not be verified because the necessary information was not available.

**Explanation:** The credentials could not be verified because the cloud type, the URL, the cloud ID, or the cloud password was not specified, and the storage pool provided did not have values for the missing parameter or parameters.

**System action:** None.

**User response:** Either reissue the command while specifying all of the necessary parameters, or specify the storage pool name of an existing cloud storage pool.

---

**ANR4144E** *Command: Cloud-container storage pool storage pool name* was not found.

**Explanation:** The specified storage pool is either undefined or is not a cloud-container storage pool.

**System action:** The server does not process the command.

**User response:** Reissue the command with a valid cloud-container storage pool name.

---

**ANR4145E** The specified credentials failed verification because they do not have permission for *disallowed\_operation\_name* operations.

**Explanation:** The credentials for the cloud service provider do not have permission to do all of the required operations.

**System action:** None.

**User response:** Make sure that the credentials provided grant the permission to read, write, and delete both objects and containers from the cloud provider at the provided location.

---

**ANR4146E** The shared access signature (SAS) token value that you entered does not grant permission for the following server operation: *disallowed\_operation\_name*.

**Explanation:** The SAS token might be invalid, expired, or lacking required permissions.

**System action:** The requested operation is not started.

**User response:** To resolve the issue, complete the following steps: 1. Ensure that the SAS token is valid and has not expired. 2. Verify that the SAS token grants the required permissions. Permissions are required to read, write to, and delete objects and containers that are associated with the storage account at the specified location.

---

**ANR4248E** *Audit command: Missing or incorrect information for storage volume volume name.*

**Explanation:** A database audit process finds a data storage volume for which information is missing or incorrect.

**System action:** Audit processing continues.

**User response:** Reissue the audit command with FIX=YES so that the information can be created or corrected.

---

**ANR4249E** *Audit command: Missing or incorrect information for storage volume volume name - information will be created or corrected.*

**Explanation:** A database audit process finds a data storage volume for which information is missing or incorrect. Since FIX=YES has been specified for the audit command, the information will be created or corrected.

**System action:** Audit processing continues.

**User response:** None.

---

**ANR4250E** *Audit command: Extraneous reference found.*

**Explanation:** A database audit process finds a reference to a nonexistent entity such as a storage pool or volume.

**System action:** Audit processing continues.

**User response:** Reissue the audit command with FIX=YES so that the non-existent entity is recreated, if possible. If recreation is not possible, the extraneous reference is deleted.

---

**ANR4251E** *Audit command: Extraneous reference found - information will be recreated or deleted.*

**Explanation:** A database audit process finds a reference to a nonexistent entity such as a storage pool or volume. Since FIX=YES has been specified for the audit command, the nonexistent entity will be recreated, if possible. If recreation is not possible, the extraneous information will be deleted.

**System action:** Audit processing continues.

**User response:** None.

---

**ANR4298I** *Expiration thread already processing - unable to begin another expiration process.*

**Explanation:** The expiration thread is already processing. The processing expiration thread is either an EXPIRE INVENTORY command or is the automatic background expiration process. In either case, another expiration process cannot be started until the current expiration process completes or is canceled.

**System action:** Current expiration process continues.

**User response:** Use the QUERY PROCESS command to determine the status of the current expiration process.

---

**ANR4299I** *command: Internal extent repair process is currently running. Audit command can not begin.*

**Explanation:** The internal extent repair process is currently running. The audit command will not be able to begin until it is idle. This will prevent the audit command from reporting extents that are currently being repaired.

**System action:** Server operation continues.

**User response:** The internal extent repair process will report ANR1758I when it becomes idle. Re-run the audit command at this time.

---

**ANR4322E** *Audit command: Management class class name in policy set set name, domain domain name does not have a valid space management technique defined.*

**Explanation:** A database audit process finds a management class that does not have a valid value specified.

**System action:** Audit processing continues.

**User response:** Reissue the audit command and specify FIX=YES so that the error can be corrected.

---



---

**ANR4323E** *Audit command: Management class class name in policy set set name, domain domain name does not have a valid space management technique defined - the default value will be set.*

**Explanation:** A database audit process finds a management class that does not have a valid value specified. Because FIX=YES was specified for the AUDITDB operation, the default space management technique value will be set for the management class specified.

**System action:** Audit processing continues.

**User response:** Refer to the DEFINE MGMTCLASS command in IBM Knowledge Center for valid values.

---

**ANR4324E** *Audit command: Management class class name in policy set set name, domain domain name does not have a valid AUTOMIGNONUSE value specified.*

**Explanation:** A database audit process finds a management class that does not have a valid value specified.

**System action:** Audit processing continues.

**User response:** Reissue the audit command and specify FIX=YES so that the error can be corrected.

---

**ANR4325E** *Audit command: Management class class name in policy set set name, domain domain name does not have a valid AUTOMIGNONUSE value defined - the default value will be set.*

**Explanation:** A database audit process finds a management class that does not have a valid value specified. Because FIX=YES was specified for the AUDITDB operation, the default AUTOMIGNONUSE value will be set for the management class specified.

**System action:** Audit processing continues.

**User response:** Refer to the DEFINE MGMTCLASS command in IBM Knowledge Center for valid values.

---

**ANR4326E** *Audit command: Management class class name in policy set set name, domain domain name does not have a valid MIGREQUIRESBKUP value specified.*

**Explanation:** A database audit process finds a management class that does not have a valid value specified.

**System action:** Audit processing continues.

**User response:** Reissue the audit command and specify FIX=YES so that the error can be corrected.

---

**ANR4327E** *Audit command: Management class class name in policy set set name, domain domain name does not have a valid MIGREQUIRESBKUP value defined - the default value will be set.*

**Explanation:** A database audit process finds a management class that does not have a valid value specified. Because FIX=YES was specified for the AUDITDB operation, the default MIGREQUIRESBKUP value will be set for the management class specified.

**System action:** Audit processing continues.

**User response:** Refer to the DEFINE MGMTCLASS command in IBM Knowledge Center for valid values.

---

**ANR4328W** *Audit command: Storage pool storage pool name, specified as a space management destination for management class management class name, policy set set name, domain domain name, does not exist.*

**Explanation:** A database audit process encounters a storage pool specified for the space management destination of the specified management class that is not defined in the server database. If this management class is used in an active policy set, then migration operations will fail when attempting to put client data in the destination.

**System action:** Audit processing continues.

**User response:** After the audit command completes, use the DEFINE STGPOOL command to define the missing storage pool or the UPDATE MGMTCLASS command to update the management class to refer to an existing storage pool.

---

**ANR4331E** *command process terminated, no matching device classes.*

**Explanation:** The server did not find any device class names matching the specifications entered in the RECONCILE VOLUMES command.

**System action:** Server operation continues.

**User response:** Use the QUERY DEVCLASS command to determine which device classes are defined on the server and reissue the RECONCILE VOLUMES command.

---

**ANR4332W** *This command will compare all volumes used by the specified device class(es) with the actual data stored on the associated server for those volumes and will report any discrepancies; the data will be inaccessible to users until the operation completes.*

**Explanation:** During the execution of a RECONCILE VOLUMES command, any data a volume named

would be unavailable to users.

**System action:** The administrator is asked whether to continue.

**User response:** Enter 'Y' to reconcile the volumes or 'N' to stop the process.

---

**ANR4333W** This command will discard any references to volumes used by the specified device class(es) that are missing from the associated server, thereby rendering the data unrecoverable; the valid volumes will be inaccessible to users until the operation completes.

**Explanation:** During the execution of a RECONCILE VOLUMES command, any data on a volume being reconciled would be unavailable to users. After the command has ended, any inconsistent volumes found will be discarded.

**System action:** The administrator is asked whether to continue.

**User response:** Enter 'Y' to reconcile the volumes or 'N' to stop the process.

---

**ANR4334I** *command (Repair) process started, process ID process ID.*

**Explanation:** As the result of a RECONCILE VOLUMES command that specified FIX=YES, the process whose ID is displayed has begun reconciling the volumes associated with the given device class.

**System action:** The volumes are reconciled and invalid volumes are displayed.

**User response:** None.

---

**ANR4335I** *command (Inspect Only) process started, process ID process ID.*

**Explanation:** As the result of a RECONCILE VOLUMES command that specified FIX=NO, the process whose ID is displayed has begun reconciling the volumes associated with the given device class.

**System action:** The volumes are reconciled and inconsistent volumes are displayed.

**User response:** None.

---

**ANR4336W** *command process ended, process ID process ID.*

**Explanation:** The RECONCILE VOLUMES command for the specified device class has ended.

**System action:** None.

**User response:** For complete details on the results of

the RECONCILE VOLUMES command, examine the previous messages.

---

**ANR4337W** *command process terminated - process canceled.*

**Explanation:** During processing of a RECONCILE VOLUMES command, the process performing the reconcile was canceled.

**System action:** The RECONCILE VOLUMES command is ended.

**User response:** None.

---

**ANR4338W** *command process terminated - sufficient recovery log space is not available.*

**Explanation:** During processing of a RECONCILE VOLUMES command, the source server does not have sufficient recovery log space to continue.

**System action:** The RECONCILE VOLUMES command is ended.

**User response:** If necessary, make more recovery log space available to the source server.

---

**ANR4339W** *command process terminated - sufficient database space is not available.*

**Explanation:** During processing of a RECONCILE VOLUMES command, the source server does not have sufficient database space to continue.

**System action:** The RECONCILE VOLUMES command is ended.

**User response:** If necessary, make more database space available to the source server.

---

**ANR4341W** *command process terminated - sufficient memory is not available.*

**Explanation:** During processing of a RECONCILE VOLUMES command, the source server does not have enough memory available to complete the command.

**System action:** The RECONCILE VOLUMES command is ended.

**User response:** If necessary make more memory available to the source server.

---

**ANR4342W** *command process terminated - lock conflict detected.*

**Explanation:** During processing of a RECONCILE VOLUMES command, the source server cannot obtain a required lock.

**System action:** The RECONCILE VOLUMES command is ended.

**User response:** Reissue the RECONCILE VOLUMES command.

---

**ANR4343W** *command process terminated - internal server error detected.*

**Explanation:** During processing of a RECONCILE VOLUMES command, an internal server error occurs on the source server.

**System action:** The RECONCILE VOLUMES command is ended.

**User response:** Contact your service representative.

---

**ANR4344I** *command started for device class device class (process ID process ID).*

**Explanation:** The RECONCILE VOLUMES process whose ID is displayed has started reconciling volumes associated with the given device class.

**System action:** The volumes are reconciled and inconsistent volumes are displayed.

**User response:** None.

---

**ANR4345I** *command completed for device class device class; (process ID process ID); volume count volumes inspected, volume count invalid volumes found, volume count volumes deleted.*

**Explanation:** The RECONCILE VOLUMES process whose ID is displayed has finished reconciling volumes associated with the given device class. The number of volumes reconciled and the number of invalid volumes found or deleted are displayed.

**System action:** None.

**User response:** For complete details on the results of the RECONCILE VOLUMES command for the shown device class, examine the previous messages.

---

**ANR4346I** *command completed for device class device class; (process ID process ID); volume count volumes inspected, volume count invalid volumes found.*

**Explanation:** The RECONCILE VOLUMES process whose ID is displayed has finished reconciling volumes associated with the given device class. The number of volumes reconciled and the number of invalid volumes found are displayed.

**System action:** None.

**User response:** For complete details on the results of the RECONCILE VOLUMES command for the shown device class, examine the previous messages. If you suspect that volumes were inaccessible because of communications problems, correct the problems and retry the RECONCILE VOLUMES command. If the

errors are valid, reissue the reconcile volumes command with FIX=YES so that the source server can attempt to correct the information.

---

**ANR4352I** *Contacting Server server name*

**Explanation:** This message is displayed in response to a QUERY PROCESS command, and indicates that a reconciliation process is attempting to obtain volume information from the shown server.

**System action:** The reconciliation process continues.

**User response:** None.

---

**ANR4353I** *Cancel in progress*

**Explanation:** This message is displayed in response to a QUERY PROCESS command, and indicates that a reconciliation process has been canceled. The process will end shortly.

**System action:** The reconciliation process terminates and server operation continues.

**User response:** None.

---

**ANR4354W** *command: Source server not authorized to reconcile target server server name.*

**Explanation:** During processing of a RECONCILE VOLUMES command, the source server was not permitted to reconcile volume on the shown target server.

**System action:** The reconciliation process continues.

**User response:** If the source server should have permission to reconcile volumes on the shown target server, issue the UPDATE SERVER command with FORCESYNC=YES to cause the target server to accept reconcile operations for the source server. Reissue the RECONCILE VOLUMES command.

---

**ANR4355W** *command: Volume volume name not valid, source server missing corresponding entry for target server.*

**Explanation:** As the result of a RECONCILE VOLUMES command, the volume shown was reported by the target server and it has no matching volume on the source server.

**System action:** The reconciliation process continues.

**User response:** The database on either the source or target server has been regressed by either a RESTORE DATABASE operation or some system facility external to the server. Investigate the action that caused one or both of the databases to be regressed to their current condition. If a newer database images exist for that server, consider restoring the server to that point in time. If the condition of the database on each server is acceptable and the RECONCILE VOLUMES command

was issued with FIX=NO, reissue the RECONCILE VOLUMES command with FIX=Yes to have the volume deleted from the target server.

---

**ANR4356W** *command: Volume volume name not valid, target server missing corresponding entry for source server.*

**Explanation:** As the result of a RECONCILE VOLUMES command, the volume shown was found on the source server and it has no matching volume on the target server.

**System action:** The reconciliation process continues.

**User response:** The database on either the source or target server has been regressed by either an RESTORE DATABASE operation or some system facility external to the server. Investigate the action that caused one or both of the databases to be regressed to there current condition. If a newer database images exist for that server, consider restoring the server to that point in time. If the RECONCILE VOLUMES command was issued with FIX=Yes and the volume is defined in a storage pool, the access mode of the volume will changed to unavailable to prevent attempted mounts on the source server. If the condition of the database on each server is acceptable, issue the DELETE VOLUME or DELETE VOLHISTORY command on the source server to remove the volume from the database.

---

**ANR4357W** *command: Volume volume name not valid, target server volume refers to device class device class that does not exist on the source server.*

**Explanation:** As the result of a RECONCILE VOLUMES command, the volume shown was found on the target server and it is associated with the device class shown. The source server has NO corresponding device class.

**System action:** The reconciliation process continues.

**User response:** The database on either the source or target server has been regressed by either an RESTORE DATABASE operation or some system facility external to the server. Investigate the action that caused one or both of the databases to be regressed to their current condition. If a newer database image exist for that server, consider restoring the server to that point in time. In the case of a volume in the VOLHISTORY, the device class may have been deleted from the source server. If possible, issue the DEFINE DEVCLASS command to correct the situation. If the condition of the database on each server is acceptable and the RECONCILE VOLUMES command was issued with FIX=NO, reissue the RECONCILE VOLUMES command with FIX=Yes to have the volume deleted from the target server.

---

**ANR4358W** *command: Volume volume name not valid, the attributes of the volume on target server do not match the attributes on the source server.*

**Explanation:** As the result of a RECONCILE VOLUMES command, the volume shown was found on both the source and target server, but the attributes describing the volume does not match.

**System action:** The reconciliation process continues.

**User response:** The database on either the source or target server has been regressed by either a RESTORE DATABASE operation or some system facility external to the server. Investigate the action that caused one or both of the databases to be regressed to there current condition. If a newer database image exist for that server, consider restoring the server to that point in time. If the condition of the database on each server is acceptable, additional actions will have to be taken because RECONCILE VOLUMES FIX=YES is unable to correct this situation. In the case of a volume in the VOLHISTORY, an IMPORT PREVIEW=YES or a RESTORE DATABASE PREVIEW=YES will determine the integrity of the volume. If the volume is in error, a DELETE VOLHISTORY will remove the volume from both the source and target servers. In the case of a volume in a storage pool, an AUDIT VOLUME FIX=NO will determine the integrity of the volume. If errors are found, an AUDIT VOLUME FIX=YES may make some data on the volume accessible. Otherwise, issue the DELETE VOLUME command on the source server to remove the volume from both the source and target servers.

---

**ANR4359W** *command: Volume volume name not valid, the size of the volume on target server does not match the size on the source server.*

**Explanation:** As the result of a RECONCILE VOLUMES command, the volume shown was found on both the source and target server, but the size of the volume does not match.

**System action:** The reconciliation process continues.

**User response:** The database on either the source or target server has been regressed by either an RESTORE DATABASE operation or some system facility external to the server. Investigate the action that caused one or both of the databases to be regressed to there current condition. If a newer database image exist for that server, consider restoring the server to that point in time. If the condition of the database on each server is acceptable, additional actions will have to be taken because RECONCILE VOLUMES FIX=YES is unable to correct this situation. In the case of a volume in the VOLHISTORY, an IMPORT PREVIEW=YES or a RESTORE DATABASE PREVIEW=YES will determine the integrity of the volume. If the volume is in error, a DELETE VOLHISTORY will remove the volume from

both the source and target servers. In the case of a volume in a storage pool, an AUDIT VOLUME FIX=NO will determine the integrity of the volume. If errors are found, an AUDIT VOLUME FIX=YES may make some data on the volume accessible. Otherwise, issue the DELETE VOLUME command on the source server to remove the volume from both the source and target servers.

---

**ANR4360W** *command: Volume volume name not valid, the type of the volume on target server does not match the type on the source server.*

**Explanation:** As the result of a RECONCILE VOLUMES command, the volume shown was found on both the source and target server, but the type of the volume does not match. For example, the volume on the target server is defined in a storage pool, but the target server indicates that volume was used for a DATABASE BACKUP.

**System action:** The reconciliation process continues.

**User response:** The database on either the source or target server has been regressed by either an RESTORE DATABASE operation or some system facility external to the server. Investigate the action that caused one or both of the databases to be regressed to there current condition. If a newer database image exists for that server, consider restoring the server to that point in time. If the condition of the database on each server is acceptable, additional actions will have to be taken because RECONCILE VOLUMES FIX=YES is unable to correct this situation. These actions may have to be performed on one or both servers. Use the QUERY VOLHISTORY and QUERY VOLUME commands on both servers to determine the volume type on each server. In the case of a volume in the VOLHISTORY, a DELETE VOLHISTORY on the appropriate server that will remove the volume on that server. In the case of a volume in a storage pool, the DELETE VOLUME command on the appropriate server will remove the volume on that server.

---

**ANR4361W** *command: Volume volume name not valid, the target server has reported damage to all or part of the volume.*

**Explanation:** As the result of a RECONCILE VOLUMES command, the volume shown was found on both the source and target server, but the target server has reported damage to all or part of the volume.

**System action:** The reconciliation process continues.

**User response:** On the target server, an audit with FIX=NO of the volumes in the storage pool used by the source server will indicate what which volume on the target server is damaged. This AUDIT VOLUME command may be able to reset the damaged indicator in the database if the damage was temporary due to hardware problems (for example, dirty tape heads). If

the volume on the target server is in a primary storage pool that has previously been backed up to a copy storage pool, attempt to correct the damage by using the RESTORE STGPOOL command. If attempts to correct the damage on the target server fail, an AUDIT VOLUME command FIX=YES from the source server will mark as damaged in the source server database each file that is inaccessible and those files will not be accessed for future operations. If the files are part of an aggregate, the entire aggregate will be marked damaged. If a usable copy of the file exists in another storage pool, that copy may be accessed for future operations involving the file.

---

**ANR4362W** *command: Invalid volume volume name deleted from server server name for device class device class.*

**Explanation:** As the result of a RECONCILE VOLUMES command that specified FIX=YES, the volume shown whose information is displayed is deleted from the target server.

**System action:** The volume is deleted.

**User response:** None.

---

**ANR4363W** *command: Volume volume name access changed to access mode.*

**Explanation:** As the result of a RECONCILE VOLUMES command that specified FIX=YES, the access mode of the source volume has been changed to the value shown.

**System action:** The volume's access mode is changed.

**User response:** Review any additional messages issued by the RECONCILE VOLUMES command and correct the errors that set the volume to unavailable, or use the DELETE VOLUME command to remove it from the system.

---

**ANR4364W** *command: Unable to connect to target server server name.*

**Explanation:** During processing of indicated command, the source server was unable to maintain communications with the shown target server.

**System action:** The command process continues.

**User response:** Check both the source server and the target server for any additional messages that might further describe the communications problem.

---

**ANR4365W** *command: Prefix for volume volume name does not match the device class prefix.*

**Explanation:** As the result of a RECONCILE VOLUMES command, the volume shown was found on both the source and target server, but the beginning portion of the high-level archive file name (the prefix)

on the target server does not match the prefix in the device class on the source server.

**System action:** The reconciliation process continues.

**User response:** Verify that the prefix in the device class on the source server is correct and update it if necessary. Use the RECONCILE VOLUMES FIX=YES command on the source server to rename the target archive objects to match the device class on the source server.

---

**ANR4366I** *command:* **Prefix for volume *volume name* was changed to match the device class prefix.**

**Explanation:** As the result of a RECONCILE VOLUMES FIX=YES command, the beginning portion of the high-level archive file name (the prefix) on the target server was changed to match the prefix in the device class on the source server.

**System action:** The prefix is corrected.

**User response:** None.

---

**ANR4369I** **Storage pool *pool* has insufficient disk space and the operation will wait for additional space to become available.**

**Explanation:** Disk space for this cloud storage pool is low.

**System action:** A session is waiting either for data transfer to the cloud or for additional space.

**User response:** To avoid waiting for additional space to become available, add more disk space.

---

**ANR4370E** **The source server is not authorized to create volumes on target server *server name*.**

**Explanation:** The source server has attempted to create a volume on the shown target server, but the operation failed because the source server does not have the authority to create volumes.

**System action:** The operation fails.

**User response:** If the source server should have permission to create volumes on the shown target server, issue the UPDATE SERVER command with FORCESYNC=YES to cause the target server to accept volume create operations for the source server. Retry the failing operation.

---

**ANR4371E** **Information on the source server does not match information on target server *server name*.**

**Explanation:** The source server has determined that information contained on the shown target server no

longer matches information contained on the source server.

**System action:** The operation fails.

**User response:** Issue the RECONCILE VOLUMES command to determine the problem. If possible, correct the problem and retry the failing operation.

---

**ANR4372E** **The password on the source server does not match the password on target server *server name*.**

**Explanation:** The source server has attempted to update both the source password and the target password. An error occurred that prevented the source server from updating the target server. The passwords no longer match.

**System action:** The operation fails.

**User response:** On the target server, issue the UPDATE NODE command to change the password. On the source server, issue the UPDATE SERVER command to change the password to match the new password on the target server. Retry the failing operation.

---

**ANR4373E** **Session rejected by target server *server name*, reason: *rejection reason*.**

**Explanation:** The source server tried to open a session with the target server. The session was rejected for the indicated reason.

**System action:** The operation fails.

**User response:** Check both the source server and the target server for any additional messages that might further describe the reason the session was rejected. For a reason of AUTHENTICATION FAILURE, ensure that both the source and target servers are using the same password. For a reason of NO RESOURCE, ensure that the target server is enabled, has sufficient DB, LOG, and memory resource to support the source server session, and that the node name of the source server is not locked or in use. If this is a routed command, check to make sure that the administrator id being used to route the command is not locked or in use. For a reason of LICENSE FAILURE, ensure that the target server is properly licensed to support the source server session. For a reason of DOWN LEVEL, ensure that the target server program is a level new enough to support the source server session. For a reason of NODE TYPE, the source server is not allowed to establish a session with the given target server. The NODETYPE on the target server is CLIENT. The NODENAME parameter of the server definition on the source server is incorrect. The NODETYPE parameter of the registered node on the target server is incorrect and should be NODETYPE=SERVER. For a reason of INTERNAL ERROR, use the messages on the target server to determine the problem. For all reasons, if none of the above are applicable, ensure that the target server

has not disabled this server with the DISABLE SESSIONS SERVER command. Retry the failing operation.

---

**ANR4374E Session failure, source server detected an internal error.**

**Explanation:** The source server ends the session because an internal logic error is detected.

**System action:** The source server ends the session and continues operation.

**User response:** To determine the source of the error, the administrator can examine server messages issued prior to this message. The QUERY ACTLOG command can be used to view the activity log and search for messages. If the error cannot be isolated and resolved, contact your service representative.

---

**ANR4375E Session failure, source server has insufficient memory.**

**Explanation:** The source server ends the session because sufficient memory (virtual memory) is not available.

**System action:** The source server ends the session and continues operation.

**User response:** See the documentation for the operating system about how to increase memory for an application.

---

**ANR4376E Session failure, target server *server name* is locked on the source server.**

**Explanation:** The source server ends the session because shown target server is locked from source server access.

**System action:** The source server ends the session and continues operation.

**User response:** Before the source server is permitted to access the target server, a properly authorized administrator must unlock the target server.

---

**ANR4377E Session failure, target server *server name* is not defined on the source server.**

**Explanation:** The source server ends the session because shown target server is not defined on the source server.

**System action:** The source server ends the session and continues operation.

**User response:** The target server must be correctly defined before it can be accessed by the source server. Before you attempt the next operation, define the target server by using the DEFINE SERVER command.

If the target server is a replication server and its server definition was incorrectly deleted, redefine the server

by using the DEFINE SERVER command before you attempt replication. However, if you intend to remove the target server from replication because it is no longer required, use the REMOVE REPLSERVER command to remove the target server from the list of replication servers.

---

**ANR4378E For device class *device class*, the retry of a session with target server *server name* has timed out.**

**Explanation:** The source server has attempted to re-establish a session with the shown target server, but the RETRYPERIOD from the given device class has been exceeded.

**System action:** The source server ends the operation.

**User response:** Determine if the target server is having a problem or considering increasing the RETRYPERIOD value.

---

**ANR4379E The source server was unable to update the password on target server *server name*.**

**Explanation:** The source server has attempted to update the target password. An error occurred that prevented the source server from updating the target server.

**System action:** The operation fails.

**User response:** On the target server, determine the cause of the problem and correct it. It may be necessary for an administrator to correct the passwords with the following actions. On the target server, issue the UPDATE NODE command to change the password. On the source server, issue the UPDATE SERVER command to change the password to match the new password on the target server. Retry the failing operation.

---

**ANR4380E The source server was unable to update the server validation key on target server *server name*.**

**Explanation:** The source server has attempted to update its server validation key on the target server. An error occurred that prevented the source server from updating the target server.

**System action:** The operation fails.

**User response:** On the target server, determine the cause of the problem and correct it. It may be necessary for an administrator to correct the keys with the following actions. On the source server, issue the UPDATE SERVER command with FORCESYNC=YES to cause an attempt to synchronize the keys on both the source and target servers. Retry the failing operation.

---

**ANR4381E** The source server was unable to register with target server *server name*.

**Explanation:** The source server has attempted to register with the shown target server. An error occurred that prevented the source server from registering with the target server.

**System action:** The operation fails.

**User response:** Ask an authorized administrator to submit the request on the use of the target server using REGISTER NODE command. Retry the failing operation.

---

**ANR4382E** Session failure, policy information from target server *server name* is incomplete, missing policy object.

**Explanation:** The source server ends the session because the shown target server has provided policy information which is incomplete. The missing policy object is shown.

**System action:** The source server ends the session and continues operation.

**User response:** Use the appropriate commands on the target server to complete the policy definitions being used by the source server. Retry the failing operation.

---

**ANR4383E** Session failure, target server *server name* has aborted current transaction; reason: *abort reason*.

**Explanation:** The source server ends the session because the shown target server has aborted the current transaction for the given reason.

**System action:** The source server ends the session and continues operation.

**User response:** Check both the source server and the target server for any additional messages that might further describe the reason the transaction was aborted. Retry the failing operation.

---

**ANR4384E** Node *node name* is not allowed to establish a session as a target server.

**Explanation:** The node specified has attempted to establish a session with this system and this is not permitted due to the NODETYPE for this node.

**System action:** The operation fails.

**User response:** To allow the specified node to establish a session as a target server, the node must be registered with a NODETYPE of SERVER. Or else change the node name on the target server to a node name that is allowed to establish a session using a node name that was registered with the NODETYPE=SERVER parameter specified.

---

**ANR4385I** Session retry in progress with target server *server name*.

**Explanation:** The source server is attempting to re-establish a session with the shown target server. Session retry processing occurs when the source server has lost the connection with a target server and a RETRYPERIOD value is specified,

**System action:** The source server attempts to contact the target server.

**User response:** Determine if the target server is having a problem and considering canceling the operation on the source server or correcting the problem with the target server.

---

**ANR4386I** Session retry was successful for target server *server name*.

**Explanation:** The source server has re-establish a session with the shown target server.

**System action:** Source server processing continues.

**User response:** None.

---

**ANR4387E** Session *session number* for node *node name (client platform)* refused - node name not registered as TYPE=CLIENT.

**Explanation:** The server refuses a request to start a client session because the client node name is not registered as a node of TYPE=CLIENT. This node name is already in use either as a server definition as defined by a DEFINE SERVER command or else as a node of TYPE=SERVER using the REGISTER NODE command.

**System action:** Server operation continues.

**User response:** Issue a QUERY NODE TYPE=SERVER or a QUERY SERVER to determine which server definition already is using this node name. This client should be registered using the REGISTER NODE TYPE=CLIENT command and specify a name that is not in use by any other nodes or server defined to this server.

---

**ANR4388W** No expiration process to cancel.

**Explanation:** The CANCEL EXPIRATION command was issued but there were no expiration processes currently running.

**System action:** Server operation continues.

**User response:** None.

---

**ANR4389I** Expiration process cancelled.

**Explanation:** The CANCEL EXPIRATION command was issued and successfully cancelled the current process.

**System action:** Server operation continues.



**User response:** None.

---

**ANR4390E** CANCEL EXPIRATION failed - unable to cancel expiration process.

**Explanation:** The CANCEL EXPIRATION command was issued but encountered an error. Due to this error, the command was unable to cancel the process.

**System action:** Server operation continues.

**User response:** Issue the command QUERY PROCESS to determine the process number for the expiration process and then issue the command CANCEL PROCESS for that process number. This will cancel the current expiration process.

---

**ANR4391I** Expiration processing node *node name*, filesystem *filesystem name*, fsId *filesystem id*, domain *domain name*, and management class *management class name* - for type *type* files.

**Explanation:** Expiration processing is currently evaluating information for the node, filesystem, domain name, and management class specified for the file type indicated.

**System action:** Server operation continues.

**User response:** None.

---

**ANR4392I** CONTAINER DEFRAGMENTATION started processing stgpool *stgpool name*. Containers are only using *util pct%* of *cntr space* due to fragmentation.

**Explanation:** CONTAINER DEFRAGMENTATION is attempting to free up fragmented space in the stgpool.

**System action:** Server operation continues.

**User response:** None.

---

**ANR4393I** CONTAINER DEFRAGMENTATION finished reclaiming *freed bytes* bytes of unused space on *cntr count* containers in stgpool *stgpool name*.

**Explanation:** CONTAINER DEFRAGMENTATION freed up fragmented space in the stgpool.

**System action:** Server operation continues.

**User response:** None.

---

**ANR4394I** The server database was previously restored, and an audit of the affected volumes will now start or restart. Container-copy storage pool volumes that were reused after the restore date will be deleted.

**Explanation:** After a server database is restored from a

previous version, the server scans the volume history file to identify container-copy storage pool volumes that were reused after the restore target date. The reused storage pool volumes are deleted.

**System action:** All reused container-copy storage pool volumes will be deleted. Local protect and repair processes are temporarily suspended during this process.

**User response:** None.

---

**ANR4395E** *command*: The command is not allowed for the node type of node *node name*.

**Explanation:** The command is incompatible with the node type for the specified node.

**System action:** Processing of the command ends.

**User response:** None.

---

**ANR4396I** The audit process is complete, and reused container-copy storage pool volumes were deleted. *number of volumes* volumes and *number of chunks* extents were deleted from container-copy pools.

**Explanation:** After a server database was restored from a previous version, the server scanned the volume history file to identify container-copy storage pool volumes that were reused since the restore target date. Those reused volumes were deleted.

**System action:** All reused container-copy storage pool volumes have been deleted.

**User response:** Issue the PROTECT STGPOOL command with a value of TYPE=LOCAL to resume protection of the primary container storage pool to the container-copy storage pool.

---

**ANR4399E** NAS file server *NAS file server name* is reporting NDMP error number *NDMP error number*: *NDMP error description*.

**System action:** The process ends.

**User response:** To identify the cause of the network data management protocol (NDMP) error, see the documentation for the network-attached storage (NAS) file server. Review the NDMP logs for the NAS file server, resolve the error, and restart the operation.

---

**ANR4444W** *Command*: Input volume *volume name* cannot be processed.

**Explanation:** During a DSMSERV DISPLAY DBBACKUPVOLUME command, the server cannot display the necessary information about the specified backup volume.

**System action:** The volume is not processed.

Processing continues for all the volumes in the given volume list.

**User response:** Examine previous error messages for the cause of failure.

---

**ANR4445I Context parameter set to *value*.**

**Explanation:** Determines if context reporting will be generated when an ANR9999D error occurs. This is turned on or off with the SET CONTEXT messaging command.

**System action:** None.

**User response:** None.

---

**ANR4446I No damaged data was identified by the AUDIT CONTAINER command (process ID *process ID*).**

**Explanation:** When you issued the AUDIT CONTAINER command and specified the ACTION=SCANDAMAGED parameter, no damaged data extents were identified.

**System action:** None.

**User response:** None.

---

**ANR4483I Node *node name* issued command: Set Access copy type file space *name*high-level addresslow-level address authorized node *name* ,authorized owner *name*.**

**Explanation:** The SET ACCESS command completed.

**System action:** Processing continues.

**User response:** None.

---

**ANR4484I Node *node name* issued command: Delete Access copy type file space *name*high-level addresslow-level address authorized node *name* ,authorized owner *name*.**

**Explanation:** The DELETE ACCESS command completed.

**System action:** Processing continues.

**User response:** None.

---

**ANR4485I A storage pool space trigger has been defined and enabled for storage pool *storage pool name*.**

**Explanation:** A storage pool space trigger has been defined with a DEFINE SPACETRIGGER command for the specified storage pool.

**System action:** None.

**User response:** None.

---

**ANR4486I A default storage pool space trigger has been defined and enabled.**

**Explanation:** A default storage pool space trigger has been defined and enabled. It will be effective for any storage pools associated with a devtype=DISK device class or a devtype=FILE device class.

**System action:** None.

**User response:** None.

---

**ANR4487I The storage pool space trigger is defined for storage pool *storage pool name*, but is disabled.**

**Explanation:** A storage pool space trigger has been defined for the indicated storage pool, but because the space expansion percentage is currently set to 0, the space trigger is disabled.

**System action:** None.

**User response:** To activate the space trigger, use the UPDATE SPACETRIGGER command to set the space expansion percentage to a value greater than 0.

---

**ANR4488I The default storage pool space trigger is defined, but it is disabled.**

**Explanation:** A default storage pool space trigger has been defined for storage pools associated with a devtype=DISK or devtype=FILE device class. But it has been defined without a space trigger; because the space expansion percentage is currently set to 0, the space trigger is disabled.

**System action:** None.

**User response:** To activate the space trigger, use the UPDATE SPACETRIGGER command to set the space expansion percentage to a value greater than 0.

---

**ANR4489I The storage pool space trigger has been deleted for storage pool *storage pool name*.**

**Explanation:** A DELETE SPACETRIGGER command has successfully completed for the indicated storage pool space trigger. Space expansions are no longer triggered automatically for the specified storage pool. If a default storage pool space trigger exists, it will apply to the specified storage pool.

**System action:** None.

**User response:** None.

---

**ANR4490I The default storage pool space trigger has been deleted.**

**Explanation:** A DELETE SPACETRIGGER command has successfully completed for the default storage pool space trigger. Space expansions are no longer triggered

automatically for storage pool without a specific space trigger.

**System action:** None.

**User response:** None.

---

**ANR4491I**    **The storage pool space trigger is updated and enabled for storage pool**  
*storage pool name.*

**Explanation:** An UPDATE SPACETRIGGER command has successfully completed for the specified storage pool space trigger. The updated parameters specified on the command are used to automatically trigger space expansion for the storage pool.

**System action:** None.

**User response:** None.

---

**ANR4492I**    **The default storage pool space trigger is updated and enabled.**

**Explanation:** An UPDATE SPACETRIGGER command has successfully completed for the default storage pool space trigger. The updated parameters specified on the command are used to automatically trigger space expansion for storage pools without a specific storage pool space trigger and which are associated with a devtype=FILE or devtype=DISK device class.

**System action:** None.

**User response:** None.

---

**ANR4493I**    **The storage pool space trigger is updated, but disabled for storage pool**  
*storage pool name.*

**Explanation:** An UPDATE SPACETRIGGER command has successfully completed for the specified storage pool space trigger. However, the space expansion percentage is currently set to 0, which disables the space trigger.

**System action:** None.

**User response:** To activate the space trigger, use the UPDATE SPACETRIGGER command with the SPACEexpansion parameter to set a value greater than zero.

---

**ANR4494I**    **The default storage pool space trigger is updated, but disabled.**

**Explanation:** An UPDATE SPACETRIGGER command has successfully completed for the default storage pool space trigger. However, the space expansion percentage is currently set to 0, which disables the space trigger.

**System action:** None.

**User response:** To activate the space trigger, use the UPDATE SPACETRIGGER command with the

SPACEexpansion parameter to set a value greater than zero.

---

**ANR4495E**    **Command: Storage pool space trigger is not defined.**

**Explanation:** The storage pool space trigger cannot be updated or deleted because it is not currently defined. If a storage pool was not specified, an attempt was made to delete the default storage pool space trigger, but no default storage pool space trigger is defined.

**System action:** The server does not process the command.

**User response:** None.

---

**ANR4496E**    **Command: Storage pool space trigger is already defined.**

**Explanation:** The storage pool space trigger cannot be defined because it is already defined for the storage pool. If a default storage pool trigger is being defined, a default storage pool trigger already exists.

**System action:** The server does not process the command.

**User response:** Use the UPDATE SPACETRIGGER command to modify the indicated space trigger parameters.

---

**ANR4497E**    **Command: EXPansionprefix not valid for storage pool space trigger with storage pool**  
*Storage Pool.*

**Explanation:** The storage pool space trigger cannot be defined with an EXPansionprefix parameter because the specified storage pool is not associated with a DISK-type device class. Sequential access storage pools use their associated directories for creating space when a space trigger is activated.

**System action:** The server does not process the command.

**User response:** Use the UPDATE SPACETRIGGER command to create a space trigger without using the EXPansionprefix parameter.

---

**ANR4498E**    **Command: STGPOOL Storage Pool is not eligible for a storage pool space trigger.**

**Explanation:** The indicated storage pool cannot have a space trigger defined, because it is not associated with a DISK-type or a FILE-type device class, or it is a RECLAMATIONTYPE=SNAPLOCK storage pool.

**System action:** The server does not process the command.

**User response:** Use the DEFINE SPACETRIGGER command to create a space trigger with a storage pool whose device class is of type DISK or FILE, or is not a

RECLAMATIONTYPE=SNAPLOCK storage pool.

---

**ANR4499E** *Command: Base backup set name Backup Set Name* **could not be found.**

**Explanation:** No full backup sets whose name begins with the specified backup set name prefix could be found.

**System action:** The server does not process the command.

**User response:** Use the QUERY BACKUPSET command to list available full backup sets and reissue the command with the backup set name prefix of an existing full backup set. If no full backup set exists, then do not specify the BASE parameter until after a full backup set has been generated.

---

**ANR4500I** **Writing sequential volume history information to defined files.**

**Explanation:** The server is updating all sequential volume history files defined in the server options file with information on sequential volume usage information. The files updated are those specified with the VOLUMEHISTORY option in the server options file.

**System action:** Server operation continues.

**User response:** None.

---

**ANR4501I** **Sequential volume history information successfully written to file name.**

**Explanation:** The server is updating all sequential volume history files defined in the server options file with information on sequential volume usage information. Volume history information was successfully written to the file specified.

**System action:** Server operation continues.

**User response:** None.

---

**ANR4502W** **No files have been defined for automatically storing sequential volume history information.**

**Explanation:** The server is attempting to update all sequential volume history files defined in the server options file with information on sequential volume usage information. Because no files were configured for receiving this information, the automatic operation fails.

**System action:** Server operation continues.

**User response:** To have the server automatically record sequential volume history information to assist in server recovery, use the VOLUMEHISTORY option in the server options file to specify where history information should be written. If you update the

options file, restart the server.

---

**ANR4503W** **The server current date *current date* is earlier than the date in a server record *server date*.**

**Explanation:** The server has detected that the current system date is an earlier date than the date in a server record that is being processed. Possible causes for this problem are the current system date is invalid, the server was previously run with a future date, or there is an error in the server record. If the server was run with a future date, this message will continue to appear until that date has passed, or all records with the future date have been deleted from the server.

**System action:** Processing continues. The processing for the current object may not occur as expected.

**User response:** On the machine on which the server is running, verify that the system date is correct.

---

**ANR4504E** *Command: The specified point in time is earlier than the point in time of the base backup set.*

**Explanation:** The point in time specified for the differential backup set is earlier than the point in time of its base backup set.

**System action:** The server does not process the command.

**User response:** Reissue the command, specifying a later point in time.

---

**ANR4505E** **Required table of contents could not be created for backup set for node name as set name (data type data type).**

**Explanation:** A table of contents could not be created for the named object set, but a table of contents was required (TOC=YES was specified or implied).

**System action:** The backup set is deleted.

**User response:** Correct the problem that prevented the table of contents from being created and generate the backup set again.

---

**ANR4506W** **Backup set for node name as set name (data type data type) requires a table of contents.**

**Explanation:** The specified backup set requires a table of contents, but TOC=YES was not specified.

**System action:** The server will attempt to create a table of contents for the backup set. If the table of contents creation fails, the backup set will be deleted.

**User response:** None.

---

**ANR4508I**    **Audit Container (Scan Damaged) process started for container** *container name* **(process ID** *process ID***).**

**Explanation:** As the result of an AUDIT CONTAINER command that specified scan action for the container shown, the process whose ID is displayed has begun auditing the previously marked damaged data extents on a given container.

**System action:** The previously marked damaged data extents on a container are audited. If a data extent is no longer damaged, it will be reset as not damaged.

**User response:** None.

---

**ANR4510E**    **The server could not write sequential volume history information to** *volume history file name***. To restore the database, access to this file is required.**

**Explanation:** While attempting to write sequential volume history information to defined history files, the server could not write to the specified file. The database cannot be restored until this file can be accessed.

**System action:** The server does not write volume history information to the file specified

**User response:** Examine any error messages that may have been displayed prior to this message and correct any problems. Ensure that the server has permission to write to the file indicated and that there is sufficient space in the file system for the file. On MVS, ensure that the data set has been allocated and that the server has permission to write to the data set. After correcting the problem, use the BACKUP VOLHISTORY command to write sequential volume history information to the file.

---

**ANR4511E**    **Volume history file** *volume history file name* **could not be opened. To restore the database, access to this file is required.**

**Explanation:** While attempting to read or write sequential volume history information from defined history files, the server was unable to open the specified file name. The database cannot be restored until this file can be accessed.

**System action:** The server does not read or write volume history information from the specified file.

**User response:** Examine any error messages that may have been displayed prior to this message and correct any problems. Ensure that the server has permission to write to the file indicated and that there is sufficient space in the file system for the file. On MVS, ensure that the data set has been allocated and that the server has permission to write to the data set.

---

**ANR4512E**    **A database transaction failure was encountered in processing sequential volume history information.**

**Explanation:** While attempting to process sequential volume history information, the server encountered a database transaction error.

**System action:** The operation fails. Usage for a sequential volume was not properly recorded for later reference.

**User response:** Examine error messages that may have been displayed prior to this message and correct any problems, if possible. If this does not resolve the problem, contact your support representative.

---

**ANR4513E**    **A database lock conflict was encountered in processing sequential volume history information.**

**Explanation:** While attempting to process sequential volume history information, the server encountered a database locking conflict.

**System action:** The operation fails. This usually means that usage for a sequential volume was not properly recorded for later reference

**User response:** Examine error messages that may have been displayed prior to this message and correct any problems, if possible. If this does not resolve the problem, contact your support representative.

---

**ANR4514E**    **Sufficient database space is not available for the server while processing sequential volume history information.**

**Explanation:** While attempting to process sequential volume history information, the server found that sufficient database space was not available for updates.

**System action:** The operation fails. Usage for a sequential volume was not properly recorded for later reference.

**User response:** To increase the amount of database space that is available to the server, issue the EXTEND DBSPACE command to add one or more directories to the database.

---

**ANR4515E**    **Sufficient recovery log space is not available for the server while processing sequential volume history information.**

**Explanation:** While attempting to process sequential volume history information, the server finds that sufficient recovery log space is not available for updates.

**System action:** The operation fails. Usage for a sequential volume was not properly recorded for later reference.

**User response:** To increase the amount of log space that is available to the server, evaluate the directories and file systems that are assigned to the ACTIVELOGDIRECTORY, ARCHIVELOGDIRECTORY, and ARCHFAILOVERLOGDIRECTORY options in the dsmserv.opt file. An out of log space condition might occur because the ACTIVELOGDIRECTORY location is full.

Alternatively, an out of log space condition might occur if there are log files in the ACTIVELOGDIRECTORY location that are no longer active and cannot be archived to the ARCHIVELOGDIRECTORY and ARCHFAILOVERLOGDIRECTORY locations. If necessary, specify a larger directory for the ARCHIVELOGDIRECTORY or ARCHFAILOVERLOGDIRECTORY options in the dsmserv.opt file and then restart the server.

---

**ANR4516E Server could not read sequential volume history information from any defined files.**

**Explanation:** While attempting to read sequential volume history information from defined history files, the server finds that it cannot open any of the files defined in the server options file.

**System action:** The server does not read volume history information. If the current server task requires this information, the task ends.

**User response:** Examine error messages that may have been displayed prior to this message and correct any problems, if possible. Make sure that the server has proper authority to read from the defined volume history files. If you are doing a database restore, issue RESTORE DB DEVCLASS=VOL.

---

**ANR4517E No files have been defined for storing sequential volume history information - information cannot be read.**

**Explanation:** The server is attempting to read from at least one of the volume history files defined in the server options file. Since no files were defined for this information the read operation fails.

**System action:** Server operation ends.

**User response:** You can restore the database specifying the volume names for each restore operation (in order) up to the desired point-in-time. If a volume history file is available, specify its name in the server options file and retry the operation.

---

**ANR4518E Volume history file *file name* line *line number* does not have the proper format - read operation fails.**

**Explanation:** The server is attempting to read from a volume history file and encounters a record that does not have the proper format.

**System action:** Server operation terminates.

**User response:** Examine the file specified to determine if the invalid record can be located and corrected. If the file is corrupted or does not contain valid volume history entries, it cannot be used for the desired operation.

---

**ANR4519W Volume History File does not reflect latest Storage Agent Updates**

**Explanation:** The storage agent failed to have the volume history file on the server updated with the latest changes from the storage agent.

**System action:** The storage agent continues processing.

**User response:** To bypass the problem, a BACKUP VOLHIST command can be issued from an admin client connected to the server. The problem may be due to a temporary loss of communication with the server.

---

**ANR4520I Storage Pool *storage pool name* is being skipped during a space allocation. A request for *request amount* megabytes was made but only *available amount* megabytes were available.**

**Explanation:** A request for storage was made in the indicated storage pool. The storage pool has a capacity of the number of megabytes shown. The requested amount can not be satisfied in the storage pool being skipped. The next storage pool, if any, will be tried in an attempt to satisfy the request.

**System action:** The storage server skips the indicated storage pool and tries to allocate storage in a "next" pool.

**User response:** More space can be created in the storage pool by increasing the number of scratch volumes allowed (use the UPDATE STGPOOL poolname MAXSCRATCH=xx command), by creating private volumes in the storage pool (use the DEFINE VOLUME poolname volname command), or by creating a storage pool space trigger to monitor storage in the storage pool. The storage pool space trigger can also automatically create new FILE volumes when space triggers are exceeded (use the DEFINE SPACETRIGGER STG STGPOOL=poolname command).

---

**ANR4521E The number of volumes specified in the BACKUP DB command is not sufficient. The backup failed.**

**Explanation:** The backup volume provided in the input parameter for BACKUP DB command is not sufficient.

**System action:** BACKUP DB terminates.

**User response:** Provide more input volumes.

---

**ANR4522E    RESTORE DB failed with LOG file error.**

**Explanation:** The LOG file is not associated with the current log sequence.

**System action:** RESTORE DB terminates.

**User response:** Issue REMOVE DB first and retry the RESTORE DB.

---

---

**ANR4523I    Storage Pool Space expansion triggered. Storage Pool *storage pool name* with capacity of *capacity* megabytes requires *percentage* percent expansion for *expansion amount* bytes of additional space.**

**Explanation:** A triggered space expansion has started for the indicated storage pool. The storage pool has a capacity of the number of megabytes shown. It is being expanded by the indicated percentage as directed by the storage pool space trigger for this storage pool, or by the default storage space trigger if this storage pool has no dedicated trigger of its own. The percentage is represented by the additional amount of space indicated.

**System action:** Space expansion begins.

**User response:** None.

---

---

**ANR4524I    Volume *volume name* defined in Storage Pool *storage pool name* as a result of storage pool triggered space expansion.**

**Explanation:** A triggered space expansion has caused the indicated volume to be created in the storage shown in the message. The volume definition is the result of a storage pool space trigger definition which allocates new space when the space trigger space threshold is met.

**System action:** Processing continues.

**User response:** None.

---

---

**ANR4525E    Failure to define volume *volume name* in Storage Pool *storage pool name*. Return *codereturn code*.**

**Explanation:** A triggered space expansion has caused an attempt to create the indicated in the storage pool shown in the message. The volume creation failed with the indicated return code. The volume was not added to the storage pool. Additional messages with specific information on the failure are displayed from the volume creation process.

**System action:** Processing continues.

**User response:** It might be necessary to take action based on the failure message from the volume creation process. Such actions might include changing the

storage space trigger definition, ensuring that hardware is function properly, or ensuring that the server is set up with sufficient permissions to access and create files on the file system to which IBM Spectrum Protect is writing.

---

---

**ANR4526E    Storage Pool Space trigger for *storage pool name* is ended; the thread resource not available.**

**Explanation:** The server cannot start a thread to handle storage pool expansion for the indicated storage pool.

**System action:** Server processing continues but the storage pool is not expanded.

**User response:** See the documentation for the operating system about how to increase memory for an application.

---

---

**ANR4527W    Storage Pool Space trigger for *storage pool name* is disabled after *volume definition failures* expansion failures. Insufficient space for pool expansion.**

**Explanation:** The server failed to complete a storage pool expansion for the indicated storage pool. The number of failures in pool expansion is also displayed.

**System action:** Server processing continues but the storage pool is not expanded. The storage pool space trigger for the indicated storage pool is disabled.

**User response:** Allocate additional storage space to the server. For storage pools of device type FILE, additional directories may be added to the list of directories that the associated device class uses for storage. If this action is taken, the corresponding storage agent directories should be added via the UPDATE PATH command. The storage pool space trigger may be re-enabled with the UPDATE SPACETRIGGER STG STPOOL=xx command, where xx is the storage pool for which expansion has failed ( no space trigger parameters need be updated ).

---

---

**ANR4528W    Storage Pool Space Expansion for *storage pool name* is disabled due to previous expansion failures. After addressing space requirements, an UPDATE SPACETRIGGER STG command must be issued to allow automatic stgpool expansion.**

**Explanation:** The server failed to complete a storage pool expansion for the indicated storage pool. The storage pool space trigger is disabled due to previous expansion failures. The storage pool space trigger may be re-enabled with the UPDATE SPACETRIGGER STG STPOOL=xx command, where xx is the storage pool for which expansion has failed ( no space trigger parameters need be updated ).

**System action:** Server processing continues but the storage pool is not expanded. The storage pool space trigger for the indicated storage pool remains disabled. This message is re-issued periodically when expansion is required but the storage pool space trigger remains disabled.

**User response:** Allocate additional storage space to the server. For storage pools of device type FILE, additional directories may be added to the list of directories that the associated device class uses for storage. If this action is taken, the corresponding storage agent directories should be added via the UPDATE PATH command. The storage pool space trigger may be re-enabled with the UPDATE SPACETRIGGER STG STPOOL=xx command, where xx is the storage pool for which expansion has failed ( no space trigger parameters need be updated ).

---

**ANR4531I**    **An automatic full database backup will be started. The last log number used is last log used and the first log number used is first log used. The log file size is log file size megabytes. The maximum log file size is maximum log file size megabytes.**

**Explanation:** When the log space used since the last database backup exceeds the maximum log file size, a full database backup is started.

**System action:**

**User response:**

---

**ANR4533E**    **Database *database name* is invalid and cannot be created.**

**Explanation:** Follow all of these rules when choosing a database name or alias:

- Character strings that represent names of a database can contain any of the following characters: a-z, A-Z, 0-9, @, #, and \$.
- A database name or alias must be unique in the database instance.
- A database name or alias is one to eight characters in length.
- The first character of the name must be an alphabetic character, or a @, a #, or a \$ character.
- The first three characters of the name cannot be any of the following strings: SYS, DBM, or IBM.

**System action:** DSMSEV FORMAT processing stops.

**User response:** Choose a different database name which meets the criteria indicated above and issue the DSMSEV FORMAT command again.

---

**ANR4534E**    **The active log size of *active log size* MB exceeds the available space *active log space* MB.**

**Explanation:** There is not enough space for the active log size specified in the DSMSEV FORMAT command.

**System action:** None.

**User response:** Ensure that the file systems you are using for database and recovery log activities have enough space. Reissue the DSMSEV FORMAT command and specify a smaller value for the active log size.

---

**ANR4535E**    **The active log directory *active log directory* is not valid.**

**Explanation:** The active log directory that is specified in the DSMSEV FORMAT command does not exist.

**System action:** The database format operation failed.

**User response:** Verify that the file systems you have specified for formatting the server database and recovery log are valid. Reissue the DSMSEV FORMAT command with a valid active log directory.

---

**ANR4536E**    **File *Processor Value Unit table xml file* could not be found or opened for read access.**

**Explanation:** The file could not be found or opened.

**System action:** Contents of the file are not parsed and loaded to the database.

**User response:** Verify that the file exists in either the server instance directory or the server installation directory. If the file does exist verify permissions for read access. If the file does not exist obtain a copy from the IBM processor value unit website.

---

**ANR4537I**    **The active log space used is *log space used* megabytes, and the active log space available is *log space available* megabytes. The ratio, *active log used ratio*, exceeds the threshold *log utilization threshold*.**

**Explanation:** When the active log space used exceeds the log utilization threshold, the active log space must be increased.

**System action:** None.

**User response:** Increase the size of the active log space. For information about increasing the size of the active log space, search for "active log" in the product information: (<http://www.ibm.com/support/knowledgecenter/SSEQVQ/>).



---

**ANR4538E** The server could not write sequential volume history information to the volume history file name **temporary file**.

**Explanation:** The server failed to write to the specified file. The volume history file cannot be updated until this temporary file can be accessed.

**System action:** No volume history information was written to the temporary file specified.

**User response:** Examine any error messages that might have been displayed prior to this message and correct any problems. Ensure that the server has permission to write to the specified file and that the file system has sufficient space for the file.

---

**ANR4539E** There is a mismatch in directory count between Device Class *device class name* and Path Definition for Server *server name*. The device class has *directory count* directories while the path definition has *path directory count* directories.

**Explanation:** The server was assigning a shared FILE library volume to a server or storage agent. Share FILE libraries require a matching number of directories in the PATH definition for the server or storage agent's access to FILE drives and the server's device class definition. For example, if the server has the following device class definition: DEFINE DEVCLASS SFILE DEVTYPE=FILE MOUNTL=10 SHARED=YES DIR=D:\DIR1,E:\DIR2,F:\DIR3 a FILE library name SFILE will be created along with 10 drives named SFILE1 to SFILE10 in shared library SFILE. Each of these drives might have scratch volumes created in directories D:\DIR1, E:\DIR2 or F:\DIR3. (For UNIX Platforms, substitute UNIX style names in the example).

For library clients and storage agents, the appropriate directory paths from those systems must be defined using the DEFINE PATH command. An example, in this case, might be DEFINE PATH STA1 SFILE1 SRCTYPE=SERVER DESTTYPE=DRIVE DIR=V:\DIR1,W:\DIR2,X:\DIR3 LIBRARY=SFILE which means that server (or storage agent) STA1 accesses directory D:\DIR1 using V:\DIR1 from the STA1 system, E:\DIR2 on the server is accessed using W:\DIR2 on STA1, and that F:\DIR3 is accessed using X:\DIR3 on STA1. If the number of directories between the PATH and DEVCLASS do not match, there could be problem in accessing the resulting file in the future.

**System action:** Processing continues. Another directory path is chosen. This might result in a subsequent access failure by the storage agent.

**User response:** Use the QUERY DEVCLASS classname F=D and the QUERY PATH pathname F=D commands to compare the directory lists for the device class and the path and ensure that they are synchronized.

---



---

**ANR4540I** Container *container name* is now pending - Container will be deleted from storage pool *storage pool name* after the reuse delay period for this storage pool has elapsed.

**Explanation:** All files have been deleted from the indicated container. The container will not be removed from the storage pool until the reuse delay time period for the indicated storage pool has elapsed.

**System action:** None.

**User response:** None.

---

**ANR4542E** Audit command: Invalid server for device class *device class id* in DevClass.Dirs table. The server name in the table is *server name*.

**Explanation:** A database audit process finds a directory entry with a server which is either not defined or has an invalid length in the DevClass.Dirs table. This table relates directories to device classes and paths. The class ID of the table entry is shown, along with the server name. However, if the server name has an invalid length, only blanks are shown.

**System action:** Audit processing continues.

**User response:** If the FIX=YES parameter was specified, the data base record with the incorrect entry will be deleted. Otherwise, reissue the audit command with FIX=YES, so that the incorrect record can be deleted. After records with incorrect entries have been removed, review directories associated with device classes and paths with the following commands: QUERY DEVCLASS F=D QUERY PATH F=D

---

**ANR4546W** A ping request to server '*server name*' was not able to establish a connection by using server credentials.

**Explanation:** The failure could indicate a problem on the source or target server, or in the connection between the servers.

**System action:** No connection was established.

**User response:** To identify and resolve the issue, complete the following steps: 1. Check the activity log and server console for messages that indicate a failure or problem on the source server. 2. Check the communication connection between the servers. 3. Verify the server definition and password on both servers. 4. Verify that the target server is running. 5. Correct any identified issues.

---

**ANR4547W** The clock on the remote server *server\_name* differs from the clock on the local server by *seconds* seconds.

**Explanation:** The clocks on the local and remote servers are not consistent. This can cause various

problems such as inconsistent status reporting.

**System action:** Server operation continues.

**User response:** Make sure that the clocks on all servers are set correctly. If possible, use an internet time service to automatically synchronize the clocks.

**ANR4548W** *command:* **The specified at-risk interval of interval hours exceeds the activity summary retention of retention days.**

**Explanation:** The activity summary is used to determine if a client has been backed up within the at-risk interval. If the interval exceeds the activity summary retention, the server may not be able to find a qualifying backup and would consider the client to be unprotected.

**System action:** Processing continues.

**User response:** Either invoke the command again to reduce the interval or use the SET SUMMARYRETENTION command to increase the activity summary retention.

**ANR4550I** **Full database backup (process process ID) completed. Total bytes backed up: total DB bytes.**

**Explanation:** A full database backup process has completed. The output volumes used in this backup may be used during a database restore operation.

**System action:** None.

**User response:** None.

**ANR4551I** **Incremental database backup (process process ID) completed. Total bytes backed up: total DB bytes.**

**Explanation:** An incremental database backup process has completed. The output volumes used in this backup may be used in conjunction with any preceding volumes in the backup series during a database restore operation.

**System action:** None.

**User response:** None.

**ANR4555I** **Database backup process process ID canceled.**

**Explanation:** The database backup process was canceled by an administrator with the CANCEL PROCESS command.

**System action:** The database backup process is ended.

**User response:** None.

**ANR4558I** **Snapshot database backup (process process ID) completed. Total bytes backed up: total DB bytes.**

**Explanation:** A differential database backup process has completed. The output volumes used in this backup may be used in conjunction with preceding volumes in the full backup during a database restore operation.

**System action:** None.

**User response:** None.

**ANR4559I** **Backup DB is in progress.**

**Explanation:** The database backup in process.

**System action:** None.

**User response:** None.

**ANR4570E** **Database backup/restore terminated - device class device class name not defined.**

**Explanation:** During database backup or restore processing, an error occurred because the specified device class is not defined.

**System action:** If the database backup was started with the BACKUP DB command, the database backup is ended and server operation continues. If the database backup was triggered automatically, the backup stops and the server waits for the retry period to expire and then tries the database backup again. A database restore is terminated.

**User response:** For database backup, make sure the specified device class is defined. For database restore processing, make sure the device class has a definition in a device configuration file that is pointed to in the server options file.

**ANR4571E** **Database backup/restore terminated - insufficient number of mount points available for removable media.**

**Explanation:** During database backup or restore, the server cannot allocate sufficient mount points for the volumes required.

**System action:** If the database backup was started with the BACKUP DB command, the database backup is ended and server operation continues. If the database backup was triggered automatically, the backup stops and the server waits for the retry period to expire and then tries the database backup again. A database restore is ended.

**User response:** For database backup, make more mount points available if necessary. For database restore processing, make sure the device class has sufficient mount points defined in the device

configuration information file that is pointed to in the server options file.

---

**ANR4572E Database restore terminated - excessive read errors encountered.**

**Explanation:** During database restore, read errors occur that prevent the restore from continuing.

**System action:** Database restore processing stops.

**User response:** Use a different device for the restore operation. If the problem persists, contact your service representative.

---

**ANR4573E Database backup terminated - excessive write errors encountered.**

**Explanation:** During database backup, write errors occur that prevent the backup from continuing.

**System action:** If the database backup was started with the BACKUP DB command, the database backup is ended and server operation continues. If the database backup was triggered automatically, the backup stops and the server waits for the retry period to expire and then tries the database backup again.

**User response:** If possible, determine and correct the cause of the write errors. If the problem cannot be corrected, contact your service representative.

---

**ANR4574E Database backup/restore terminated - data transfer interrupted.**

**Explanation:** During a database backup or restore operation, a data transfer operation has been interrupted and cannot be continued.

**System action:** If the database backup was started with the BACKUP DB command, the database backup is ended and server operation continues. If the database backup was triggered automatically, the backup stops and the server waits for the retry period to expire and then tries the database backup again. A database restore is ended.

**User response:** If possible, determine and correct the cause of the interruption. If the problem cannot be corrected, contact your service representative.

---

**ANR4575E Database backup/restore terminated - sufficient recovery log space is not available.**

**Explanation:** During a database backup or restore operation, the server runs out of recovery log space.

**System action:** If the database backup was started with the BACKUP DB command, the database backup is ended and server operation continues. If the database backup was triggered automatically, the backup stops and the server waits for the retry period to expire and

then tries the database backup again. A database restore is terminated.

**User response:** For database backup, make more server recovery log space available, if necessary. For database restore, contact your service representative.

---

**ANR4576E Database backup/restore terminated - sufficient database space is not available.**

**Explanation:** During a database backup or restore operation, the server runs out of database space.

**System action:** If the database backup was started with the BACKUP DB command, the database backup is ended and server operation continues. If the database backup was triggered automatically, the backup stops and the server waits for the retry period to expire and then tries the database backup again. The database restore process attempts to set the database capacity to the required capacity to hold the database being restored. If this fails, the restore operation is ended.

**User response:** For database backup, make more server database space available, if necessary. For database restore, make sure that the size of the online database is at least the same capacity as the database being restored.

---

**ANR4577E Database backup terminated - volume already in use.**

**Explanation:** During a database backup operation, a volume cannot be used because it is already defined in a storage pool, or has been previously used by an export, a database dump, or a database backup operation (as recorded in the volume history) or is in use by another process.

**System action:** If the database backup was started with the BACKUP DB command, the database backup is ended and server operation continues. If the database backup was triggered automatically, the backup stops and the server waits for the retry period to expire and then tries the database backup again.

**User response:** Specify a volume that is not in use or defined in a storage pool, and that has not been previously used for an export, a database dump, or a database backup operation as recorded in the server volume history information. The QUERY VOLUME command may be used to display the names of volumes that are defined to server storage pools. The QUERY VOLHISTORY command may be used to display the names of volumes that have been used for export, database dump, or database backup operations.

---

**ANR4578E Database backup/restore terminated - required volume was not mounted.**

**Explanation:** During a database backup or restore operation, a required volume cannot be mounted, because the mount request was canceled.

**System action:** If the database backup was started with the BACKUP DB command, the database backup is ended and server operation continues. If the database backup was triggered automatically, the backup stops and the server waits for the retry period to expire and then tries the database backup again. A database restore is terminated.

**User response:** Issue the command again or wait for the server to retry the backup and make sure the necessary volumes are accessible. If you are restoring a database to a given date or doing a roll-forward restore, restart the entire restore operation. If you are restoring a single database backup with COMMIT=NO, reissue the restore command. If you are restoring a database backup with COMMIT=YES, restore the complete backup series from the beginning.

---

**ANR4580E Database backup/restore terminated - insufficient memory available.**

**Explanation:** During a database backup or restore operation, there was not enough server memory available.

**System action:** If the database backup was started with the BACKUP DB command, the database backup is ended and server operation continues. If the database backup was triggered automatically, the backup stops and the server waits for the retry period to expire and then tries the database backup again. A database restore is terminated.

**User response:** If necessary, make more memory available to the server.

---

**ANR4581W Database backup/restore terminated - internal server error detected.**

**Explanation:** During a database backup or restore operation, the server encounters an internal error.

**System action:** If the database backup was started with the BACKUP DB command, the database backup is ended and server operation continues. If the database backup was triggered automatically, the backup stops and the server waits for the retry period to expire and then tries the database backup again. A database restore is terminated.

**User response:** Contact your service representative.

---

**ANR4582E Database restore terminated - volume cannot be used.**

**Explanation:** During a database restore operation, a volume has been mounted but cannot be used.

**System action:** The restore operation is terminated.

**User response:** If a volume list was specified on the command, make sure the correct volume is being specified and mounted. If no volume list was specified, contact your service representative.

---

**ANR4583E Database backup terminated - output media full and scratch media could not be mounted.**

**Explanation:** During a database backup operation, an out-of-space condition occurred writing to the sequential media, and a scratch volume cannot be mounted.

**System action:** The database backup is ended and server operation continues.

**User response:** Reissue the command and specify additional volume names on the command, or specify SCRATCH=YES.

---

**ANR4585W Volume History File does not exist - Backup/Restore DB operation requires volume history file.**

**Explanation:** Volume history file is needed for the backup/restore DB operation. .

**System action:** .

**User response:** Please specify volume history file in the dsmserv.opt.

---

**ANR4586E Not able to get a DB2 connection. Backup DB operation will be terminated.**

**Explanation:** DB2 connection is needed for the backup DB operation. .

**System action:** Backup DB operation is terminated.

**User response:** Verify database manager resources. Submit command again.

---

**ANR4587E Database backup or restore configuration is incorrect; client node *node name* was attempted to be used for this operation.**

**Explanation:** A server database backup or restore operation was attempted and failed. The indicated client node was used for the operation which is incorrect. The server database backup and restore operations are a restricted protocol and require the explicit use of client node name \$\$\_TSMDBMGR\_\$\$.

**System action:** Database backup or restore operation failed and is terminated.

**User response:** Verify that the configuration of the dsm.sys file used by the IBM Spectrum Protect API for the system where the server is installed. The server stanza in the dsm.sys file for the database backup must be configured as follows:

- The NODENAME option must specify `$$_TSMDBMGR_$$`.
- If the server is configured for database backup and restore using TCP/IP, the server TCP/IP address must be loopback (127.0.0.1).
- The server is configured to listen on the appropriate TCP/IP port or SHMPORT.

---

**ANR4588E A database backup configuration might be incorrect.**

**Explanation:** A server database backup operation failed. The server database backup and restore operations are a restricted protocol and require the explicit use of the client node name `$$_TSMDBMGR_$$`.

**System action:** The database backup operation fails and is ended.

**User response:** Verify that the configuration of the dsm.sys file used by the IBM Spectrum Protect API for the system where the server is installed. The server stanza in the dsm.sys file for the database backup must be configured as follows:

- The NODENAME option must specify `$$_TSMDBMGR_$$`.
- If the server is configured for database backup and restore using TCP/IP, the server TCP/IP address must be loopback (127.0.0.1).
- The server is configured to listen on the appropriate TCP/IP port or SHMPORT.

---

**ANR4589W The DB2 connection was lost following a database restore operation.**

**Explanation:** The server database was restored, but the DB2 connection failed. For this reason, if the path to the DB2 log directory was changed as part of a DB restore operation, the database path to the log directory was not updated automatically.

**System action:** The server database is restored.

**User response:** If the path to the DB2 log directory did not change, no action is needed. If the path to the DB2 log directory changed, you must manually update the path when the server is started. To update the path, connect to the DB2 database and change the configuration, as described in the following example:

- Start DB2: `db2start`
- Connect to TSMDB1: `db2 connect to TSMDB1`

- Update the DB2 database configuration: `db2 update db cfg using NEWLOGPATH (log path from server options, e.g. /ALOG/tsminst1)`
- Terminate the connection to TSMDB1: `db2 terminate`
- Recycle DB2: `db2stop/db2start`
- Verify that the new log path is in takes effect: `db2 connect to TSMDB1; db2 get db cfg | grep "Path to log files ( on UNIX ) "`
- Verify that the new log path is in takes effect: `db2 connect to TSMDB1; db2 get db cfg | find "Path to log files ( on Windows ) "`

---

**ANR4591I Selected backup series *seriesId* from date and time as best candidate available for restore database processing.**

**Explanation:** The DSMSEV RESTORE DB command evaluates the volume history file using the criteria specified for the command to determine the best candidate database backup to use.

**System action:** None.

**User response:** Evaluate the backup series, date, and time reported to determine if this meets the desired restore objectives. If these do not meet the objectives, re-issue the DSMSEV RESTORE DB with additional or changed information in order to achieve the desired recovery objectives.

---

**ANR4592I Restore database backup series *seriesId* includes eligible operation *opId* with volume *volume name* having sequence *sequence* and using device class *device class*.**

**Explanation:** The DSMSEV RESTORE DB command evaluates the volume history file using the criteria specified for the command to determine the best candidate database backup to use. The *opId* and *volume name* for the indicated *device class* are candidate volumes that will be evaluated and used for the restore database process.

**System action:** None.

**User response:** Evaluate the backup series, date, and time reported to determine if this meets the desired restore objectives. If these do not meet the objectives, re-issue the DSMSEV RESTORE DB with additional or changed information in order to achieve the desired recovery objectives.

---

**ANR4593E Restore database unable to find eligible candidate to use for processing.**

**Explanation:** The DSMSEV RESTORE DB command evaluates the volume history file using the criteria specified for the command to determine the best candidate database backup to use. No eligible candidate backup series was found.

**System action:** None.

**User response:** Evaluate the volume history file and available volumes to use for restore of the database. Manually add entries to the volume history file for a backup series and corresponding volumes to consider for restore database processing.

---

**ANR4594E** Restore database expects volume *volumeName* for backup series *seriesID* and operation *operationID* but it could not be found in the available volume history files.

**Explanation:** Once the DSMSESV RESTORE DB command selects a candidate database backup series, it will validate the information from the backup data stream and compare it to the information available from the volume history file. In this case, the database backup requires the specified volume for restore processing of this backup series but this volume was not found in the available volume history file information.

**System action:** None.

**User response:** Evaluate the volume history file and available volumes to use for restore of the database. If the specified volume is available, than add an entry to the volume history file for this volume and retry the operation. If this volume is not available, than remove all entries from the volume history that are assigned to this backup series ID. Once those entries are removed, retry the database restore operation and it will attempt to select the next best candidate for processing.

---

**ANR4595E** Restore database expects a stream sequence *stream* for backup series *seriesID* and operation *operationID* but it could not be found in the available volume history files.

**Explanation:** Once the DSMSESV RESTORE DB command selects a candidate database backup series, it will validate the information from the backup data stream and compare it to the information available from the volume history file. In this case, the database backup has information for the indicated stream sequence but it has been unable to find any information about volumes used for that stream within this backup series and operation.

**System action:** None.

**User response:** Evaluate the volume history file and available volumes to use for restore of the database. If additional volumes are available for this series and operation, than add entries to the volume history file for these volume and retry the operation. If no other volumes are available, than remove all entries from the volume history that are assigned to this backup series ID. Once those entries are removed, retry the database restore operation and it will attempt to select the next

best candidate for processing.

---

**ANR4596E** The restore database operation is unable to validate the selected database backup for series *seriesID* and operation *operationID* against the actual data from the database backup stream.

**Explanation:** When the DSMSESV RESTORE DB command selects a candidate database backup series, it will validate the information from the backup data stream and compare it to the information available from the volume history file. In this case, the database backup is missing information that is needed in order to perform a restore of the server database.

**System action:** None.

**User response:** This error can be caused by one of the following conditions: 1. All of the necessary volumes are not available and specified in the volume history file. 2. The release level of the server database backup is different from the release level of the server that is being restored. For example, error ANR4596E will occur when you restore a V6.2 database and you are using a V6.3 IBM Spectrum Protect server. 3. You have the wrong volume that is designated with sequence 10001. If a volume in the volume history file for this backup series and operation is assigned 10001, try assigning a different volume as sequence 10001. The volume assigned sequence 10001 is expected to have the self-describing validation information and signatures that are used by the restore process for the validation of an operation for a backup series. The restore will fail if this information is not found or is incorrect.

---

**ANR4597E** Operation *operationId* for backup series *seriesID* does not reference volume *volumeName*, the volume history information is not correct.

**Explanation:** Once the DSMSESV RESTORE DB command selects a candidate database backup series, it will validate the information from the backup data stream and compare it to the information available from the volume history file. In this case, the volume history information reports a volume assigned to a given series and operation but that backup does not reference that volume.

**System action:** None.

**User response:** This may be caused by one of two possible cases. The first is that the transaction log information recorded for this backup to make this database referentially consistent required more than one volume to store this information. This should be referenced with a write sequence number greater than 10001. If this was assigned a sequence value less than this value, it would be considered as a database backup volume which would result in this error. Alternatively, if this volume simply does not belong to this database backup series or operation, that would result in this

failure as well. Removing this entry from the volume history file to eliminate it from consideration for this backup series and operation or correcting the operation id and series id to an appropriate value would also resolve this. After considering the cases above and taking action for one or the other of them, retry the restore database operation.

---

**ANR4598I**    **Validating database backup information for selected backup series *seriesId* and operation *operationId* using volume *volumeName*.**

**Explanation:** The database backup information for the selected backup series selected from the volume history will be validated against the information from the database backup itself. The volume history information will be cross-checked to insure that the backup series, necessary volumes, and other attributes of the database backup are correct and complete for this operation. Note that if the database restore operation includes incremental database backups, the validation will be done using the volumes assigned to sequence number 10001 for operationId 0 and the operationId representing the best candidate for restore of the incremental database backup data.

**System action:** None.

**User response:** If the information is cross-checked and validated successfully, the database restore will be attempted using this database backup series and corresponding volumes. If the information fails to validate, additional messages will be issued indicating what is missing or why the selected database backup series and volumes can not be used. In the case that the validation failed, review the other messages and take the corrective action specified by those messages and then retry the database restore operation.

---

**ANR4599W**    **Could not create the server database log directory *Log directory*.**

**Explanation:** During a database restore operation, directories for active, archive, mirror, and archive failover logs might be created. Errors can occur during creation of these directories due to permission, path, or file system issues.

**System action:** The database restore was successful. However, the server might not be running with the specified log directories.

**User response:** Review the server options file and the output of the QUERY LOG F=D command. Ensure that the configured log directories were created and have the required access permissions. If you make changes, restart the server.

---

**ANR4602E**    **No volumes found for TODATE *date time*.**

**Explanation:** No volumes were found in the volume history files that meet the date and time parameters specified.

**System action:** The server does not process the command.

**User response:** Reissue the command with a valid date and time.

---

**ANR4603I**    **The volume history file that existed before the upgrade to Version 6.3 or later was saved under another name: *file name*.**

**Explanation:** After an upgrade of IBM Spectrum Protect server to V6.3 or later, if you want to revert to the previous release, you must have the original volume history file. The reason is that the V6.3 or later volume history file has a different format than the earlier volume history file. The newer volume history file cannot be used to restore the IBM Spectrum Protect database to the previous release.

**System action:** The system saves the previous volume history file under another name to ensure that it is not overwritten.

**User response:** To restore the IBM Spectrum Protect database, use the saved volume history file.

---

**ANR4604E**    **Restore database volume header magic number *magic* does not match the expected volume header magic number of *expected magic*. This volume cannot be used to restore the database.**

**Explanation:** Each volume contains an IBM Spectrum Protect volume header that begins with a header magic number. A bad magic number indicates that this volume is either corrupted or not suitable for restoring the database.

**System action:** The server does not process the DSMSEV RESTORE DB command.

**User response:** Check the volume history file to make sure that this volume is a valid database backup volume. If the volume is corrupted, restore the database to a different time using a different set of backup volumes.

---

**ANR4605E**    **Restore database volume header version number *version* does not match the expected volume version number of *expected version*. This volume cannot be used to restore the database.**

**Explanation:** Each database backup volume contains an IBM Spectrum Protect version number in the volume header. A mis-matched version number

indicates that this volume is either corrupted or not suitable for restoring the database. This volume may be a pre Version 6.3.0 database backup volume. It cannot be used to restore an IBM Spectrum Protect V6.3 database.

**System action:** The server does not process the DSMSEV RESTORE DB command.

**User response:** Check the volume history file to make sure that this volume is a valid database backup volume. If this volume is corrupted, restore the database to a different time using a different set of backup volumes.

---

**ANR4606E** Restore database volume header backup series number *series* does not match the expected backup series number of *expected series*. This volume cannot be used to restore the database.

**Explanation:** Each database backup volume contains an IBM Spectrum Protect backup series number in the volume header. A mis-matched backup series number indicates that this volume is either corrupted or not suitable for restoring the database.

**System action:** The server does not process the DSMSEV RESTORE DB command.

**User response:** Check the volume history file to make sure this volume is valid for a database backup operation. If the volume is valid, the volume history file can be modified to match this series number and you can reissue the DSMSEV RESTORE DB command. If the problem persists, this volume may be corrupted. Restore the database to a different time using a different set of backup volumes.

---

**ANR4607E** Restore database volume header backup operation number *operation* does not match the expected backup operation number of *expected operation*. This volume cannot be used to restore the database.

**Explanation:** Each database backup volume contains an IBM Spectrum Protect backup operation number in the volume header. A mis-matched backup operation number indicates that this volume is either corrupted or not suitable for restoring the database.

**System action:** The server does not process the DSMSEV RESTORE DB command.

**User response:** Check the volume history file to make sure this volume is valid for a database backup operation. If the volume is valid, the volume history file can be modified to match this operation number and you can reissue the DSMSEV RESTORE DB command. If the problem persists, this volume may be corrupted. Restore the database to a different time using a different set of backup volumes.

---

**ANR4608E** Restore database volume header backup type *backup type* is invalid. This volume cannot be used to restore the database.

**Explanation:** Each database backup volume contains an IBM Spectrum Protect backup type code in the volume header. An invalid backup type code indicates that this volume is either corrupted or not suitable for restoring the database.

**System action:** The server does not process the DSMSEV RESTORE DB command.

**User response:** Check the volume history file to make sure this volume is valid for a database backup operation. If this volume is corrupted, restore the database to a different time using a different set of backup volumes.

---

**ANR4609I** Restore database process found *backup type* database backup timestamp *backup timestamp* from database backup media.

**Explanation:** This is the backup timestamp that is used for a database restore operation.

**System action:**

**User response:**

---

**ANR4613E** Meta data for restore database volume *backup volume* is not valid. This volume cannot be used to restore the database.

**Explanation:** Backup volumes contain IBM Spectrum Protect meta data. Invalid meta data indicates that this volume is either corrupted or not suitable for restoring the database.

**System action:** The server does not process the DSMSEV RESTORE DB command.

**User response:** Check the volume history file to make sure this volume is valid for a database backup operation. If this volume is corrupted, restore the database to a different time using a different set of backup volumes.

---

**ANR4614E** The database backup timestamp of *backup timestamp on media on database backup media with backup type backup type* does not match the backup timestamp *backup timestamp from volhist from the volume history file*. This volume cannot be used to restore the database.

**Explanation:** Mis-matched timestamps indicates that this volume is either corrupted or not suitable for restoring the database.

**System action:** The server does not process the DSMSEV RESTORE DB command.



**User response:** Check the volume history file to make sure this volume is valid for a database backup operation. If this volume is corrupted, restore the database to a different time using a different set of backup volumes.

---

**ANR4615E    The server is unable to restore the database due to inaccessible media.**

**Explanation:** The database restore operation cannot be completed. Possible reasons include:

- The device configuration file is not correctly defined to access the media.
- There is a problem with the media.

**System action:** The database is not restored.

**User response:** Review the information in the message explanation and take action to correct any problems with the device configuration file or media. Reissue the RESTORE DB command.

---

**ANR4616E    Database restore terminated because the media header cannot be found - DB2 sqlcode *sqlcode* and DB2 error message *sqlerrmc*.**

**Explanation:** During a restore operation, the DB2 database was unable to find the media header. There might be a problem with the media.

**System action:** The database restore is terminated.

**User response:** Check if the IBM Spectrum Protect server reports an error for the media. Ensure that the media that is used for the database backup is working.

---

**ANR4617I    A ping request to server '*server name*' was able to establish a connection by using server credentials.**

**Explanation:** The server credentials are valid.

**System action:** The connection was established.

**User response:** No action is required.

---

**ANR4618I    The server credentials can not be authenticated for server *server name* because the server has no defined password.**

**Explanation:** The server password is missing.

**System action:** Server operation continues.

**User response:** If you want to use server-to-server functions such as enterprise configuration or node replication, a server password is required. To specify a password, issue the following command: UPDATE SERVER *server name* SERVERPASSWORD=*password* The password must match the password that is set by the SET SERVERPASSWORD command.

---

**ANR4620I    Database backup series *Backup series operation backup operation device class device class*.**

**Explanation:** The device class used for the backup is shown.

**System action:** None.

**User response:** None.

---

**ANR4622I    Volume *volume sequence number in backup operation: volume name*.**

**Explanation:** The volume sequence and name for a full or an incremental database backup are shown.

**System action:** None.

**User response:** None.

---

**ANR4624I    Preview processing for a database restore operation has completed.**

**Explanation:** The database restore command was issued with PREVIEW=YES specified. The server will evaluate the volume history information and report the details about what it found. It will report the candidate database backup that was selected based on the restore command that was specified. If the database restore processing is unable to find a viable database backup to use for restore or other errors occur during this evaluation, these will also be reported.

**System action:** None.

**User response:** Review the other messages issued to determine the outcome of the database restore preview operation.

---

**ANR4625W    Database backup failure while attempting to use *number of streams streams*, backup will be retried using one stream.**

**Explanation:** The database backup process failed while attempting the operation with the specified number of streams. The operation will be retried with a single stream.

**System action:** The database backup will be automatically retried using a single stream.

**User response:** Review the other messages issued to determine the reason for the failure of the database backup while using multiple output streams. Also review the process completion and other message to determine if the retry using a single stream was successful.

---

**ANR4626I** Database backup will use *number of streams* streams for processing with the number originally requested *number requested*.

**Explanation:** The database backup will be performed using the specified number of streams. The original number of streams requested, either through the command or the NUMSTREAM setting for SET DBRECOVERY, is also displayed.

**System action:** The database backup will be performed with the indicated number of streams.

**User response:** Note that if the number of streams used for the database backup differs from the number requested, this indicates either a configuration error or that the device being used does not have as many drives available as was previously considered and planned for. Review the device class and NUMSTREAM settings used for the database backup command to determine if changes are needed or if actions are needed to bring drives back online.

---

**ANR4627W** The object might be incomplete for *node name*: *type=type*, *file space=filespace name*, *object=object name*.

**Explanation:** The IBM Spectrum Protect V7.1.0 server exported the object of type *type* for *node name*, identified by *file space* and *object name*. The named object might be incomplete.

**System action:** The IMPORT operation proceeds.

**User response:** Restore, retrieve, or recall the named object. Verify that all contents of the file are stored properly.

---

**ANR4628E** Device *device name* failed to close with error code *errno*.

**Explanation:** The IBM Spectrum Protect server cannot close the device.

**System action:** The close operation fails.

**User response:** Check the error code value, get the device driver trace and contact the device vendor.

---

**ANR4629E** Attempting to restore a fragmented file through an earlier-level storage agent. The file will not be restored: Node *node name*, Type *file type*, File space *filespace name*, File name *file name*.

**Explanation:** When the storage agent attempts to restore a fragmented file, the file is not restored. This behavior occurs during a classic restore by using a storage agent earlier than version 7.1.

**System action:** The file is not restored.

**User response:** Complete one of the following actions to resolve the problem:

- Restore the file from LAN explicitly.
- Restore the file through a no-query restore.
- Upgrade the storage agent to a level at version 7.1 or later.

Refer to APAR IT02547 for more information about the problem.

---

**ANR4630W** Container *container name* in storage pool *storage pool* cannot be opened. Audit will mark the container as unavailable and all the data extents in it as damaged.

**Explanation:** The AUDIT CONTAINER process encountered an open error for the specified container while attempting to read a data extent. The container will be marked unavailable, and all extents within the container will be marked damaged.

**System action:** None.

**User response:** Identify and resolve the open error for the container, if possible. Verify that the container's physical device is functioning properly and that the container is usable.

---

**ANR4631W** Header of container *container name* in container storage pool *storage pool* is corrupted. Audit will mark the container as unavailable and will record all content as damaged.

**Explanation:** While attempting to access the container's data, the container header was found to be corrupted. The container will be marked unavailable.

**System action:** None.

**User response:** Identify and resolve the invalid header for the container if possible. Verify that the container's physical device is functioning properly and that the container is usable.

---

**ANR4632E** Session *session number* cannot store data in the container storage pool on the target replication server. There is insufficient space in the container storage pool *stgpool name*.

**Explanation:** During replication processing, there was insufficient free space available in the container storage pool on the target replication server.

**System action:** The replication process fails.

**User response:** Issue the DEFINE STGPOOLDIRECTORY to define a new storage pool directory for the container storage pool on the target replication server.

---

**ANR4633W** Storage pool directory *dir name* in storage pool *stgpool name* can not be accessed due to its access state *access*.

**Explanation:** The specified container's directory is restricted to access.

**System action:** None.

**User response:** Identify and modify the access state for the stgpool directory if possible.

---

**ANR4634I** Starting point-in-time database restore to date *date time*.

**Explanation:** A point-in-time database restore with the TODATE parameter specified has begun. When this restore is complete, the database will be committed to the point in time of this backup.

**System action:** None.

**User response:** None.

---

**ANR4635I** Point-in-time database restore complete, restore date *date time*.

**Explanation:** A point-in-time database restore with the TODATE parameter specified has completed. The database is committed to the point in time of this backup, which may be different than the TODATE specified. If this is the case, an additional message will be displayed.

**System action:** None.

**User response:** None.

---

**ANR4636I** Starting roll-forward database restore.

**Explanation:** A roll-forward database restore has begun. When this restore is complete, the database will be returned to its most recent state.

**System action:** None.

**User response:** None.

---

**ANR4637I** Roll-forward database restore complete.

**Explanation:** A roll-forward database restore has ended. All database backups in the most current backup series have been restored, and all updates to the database since the most recent backup have been rolled forward. The database has been returned to its most recent state.

**System action:** None.

**User response:** None.

---

**ANR4638I** Restore of backup series *backup series number* operation *backup operation* in series in progress.

**Explanation:** During a DSMSERV RESTORE DB, the server displays the backup series and operation currently being restored.

**System action:** None.

**User response:** None.

---

**ANR4639W** Container *container name* in storage pool *storage pool* cannot be opened because of incorrect privilege. The audit container process marks the container as unavailable.

**Explanation:** The server reports an error for the specified container during the audit container process. The server cannot read the data extent because the privilege is incorrect for the server instance ID. The container is marked as unavailable.

**System action:** None.

**User response:** Identify and resolve the open container error, if possible. Verify that the server instance ID has the correct privilege to access the container.

---

**ANR4640E** Failed to retrieve space statistics from directory *directory name*.

**Explanation:** The IBM Spectrum Protect server cannot gather space statistics for the directory.

**System action:** The directory space stats operation fails.

**User response:** Ensure that the directory has the correct permissions and can be accessed by the IBM Spectrum Protect server.

---

**ANR4641W** *command*: Replication is disabled because *node name* is not eligible for replication.

**Explanation:** When you issue the REPLICATE NODE command, the specified node fails to replicate. Client deployment package nodes are processed for replication by the server and are not eligible for processing by an administrator or schedule.

**System action:** Replication processing fails for the specified node.

**User response:** Replication processing fails for the specified node.

---

**ANR4645I**    **The restore date reflects the most recent backup available up to the specified TODATE.**

**Explanation:** During a DSMSERV RESTORE DB with the TODATE parameter, the date of the restored backup was not identical to the date specified on the command. The backup series that was restored is the most recent backup series up to and including the specified date.

**System action:** None.

**User response:** Make sure the date of the restored database is satisfactory. If it is not, restore the database again by specifying a different TODATE or by restoring individual database backups.

---

**ANR4652E**    **No system message queues available for communications.**

**Explanation:** While IBM Spectrum Protect was trying to establish a communications session, an attempt to acquire a system message queue failed. This usually means that the system-imposed limit on message queues has been reached.

**System action:** The communications session is not initialized due to lack of system resources.

**User response:** Increase the maximum number of message queues on the system and try the operation again. This is normally accomplished by increasing the value in the kernel's msgmni file.

---

**ANR4653E**    **Incremental backup DB failed. Can not perform incremental DB backup without a FULL DB backup performed first.**

**Explanation:** A FULL DB backup has to be performed at least once before any Incremental DB backup can be performed.

**System action:** The incremental DB backup is terminated.

**User response:** Reissue the backup db command with type=FULL.

---

**ANR4654I**    **The restore db to most current time can not be done since contents of the active or archive log directories have been changed. The DB will be restored to the last full or full plus incremental state.**

**Explanation:** The restore DB can only restore to the last FULL backup.

**System action:**

**User response:** Do not modify contents of active or archive log directories before attempting a dsmserv roll forward restore command.

---

**ANR4656E**    **Invalid key-ring file password** *Key Ring password*

**Explanation:** The specified key-ring file password exceeds the maximum password length of 64 characters.

**System action:** None

**User response:** Specify a key-ring file password using 1-64 characters. Ensure that the password is the same value that was specified with the key-ring file password utility.

---

**ANR4657E**    **SNMP: Failed to connect to server at address** *address, port port*.

**Explanation:** The SNMP client was attempting to run a session with the server at the indicated address and port number in response to an SNMP Get Request, which causes a Server Script to be run. The subagent failed to connect to the server.

**System action:** The SNMP subagent ends this attempt to run the script and continues operation.

**User response:** Ensure that the indicated server is up and able to initiate admin clients using the TCP/IP protocol.

---

**ANR4658I**    **No key-ring file password was found.**

**Explanation:** Either a QUERY command was issued to display the key-ring file password or a SET command was issued to inform the server of a change to the key-ring file password. A password was not recorded by the server.

**System action:** None

**User response:** To create a key-ring file or to generate a password, the server must run with secure sockets layer (SSL) transmission control protocol (TCP) port options. If the server did not run with SSL TCP port options, start the server while the options file contains the SSLTCPPORT or SSLTCPADMINPORT option. Then issue the QUERY SSLKEYRINGPW command to display the generated password. If you use an external utility to change the key-ring file password after the server creates the key-ring file and its password, issue the SET SSLKEYRINGPW command to inform the server of the change.

---

**ANR4659E**    **SNMP: Communications failure: bad verb received** *(verb type)*.

**Explanation:** The SNMP client encountered an invalid communications verb during a session with the server and is not able to continue processing the session.

**System action:** The SNMP session ends and subagent operation continues.

**User response:** Contact your service representative.

---

**ANR4660I** Connected to SNMP subagent at *SNMP subagent address* on port *port number*.

**Explanation:** The server has successfully connected to the SNMP subagent at the indicated address and port.

**System action:** The server will now register with the subagent.

**User response:** None.

---

**ANR4661E** SNMP communication with the subagent failed because a thread resource was not available.

**Explanation:** The server could not continue with SNMP communication to the SNMP subagent because sufficient memory is not available for starting additional processes on the server.

**System action:** The server discontinues SNMP processing and server operation continues.

**User response:** See the documentation for the operating system about how to increase memory for an application.

---

**ANR4662W** Failure sending message to SNMP subagent.

**Explanation:** The server experienced an error return code from TCP/IP while sending to the SNMP subagent. This message is also issued when the SNMP subagent has an error sending a verb to the server when acting as an SNMP client. This may be a normal event if either side of the connection is abruptly ended, as in the case of terminating the subagent program. The error is reflected in another message for TCP/IP which further describes the error.

**System action:** The session is ended. Server operation continues. If a message is being forwarded to an SNMP managing node, the message is not sent. If a heartbeat message was being sent to the subagent, this heartbeat message is lost and the server attempts to re-start its session with the SNMP subagent.

**User response:** If the session is ended as a result of intentionally stopping either the subagent, no response is required. Otherwise, ensure that the TCP/IP protocol stack is functioning by using the tools that come with the particular TCP/IP suite on the platform in use.

---

**ANR4663W** Failure receiving message from SNMP subagent.

**Explanation:** The server experienced an error return code from TCP/IP while receiving data from the SNMP subagent. This may be a normal event if either side of the connection is abruptly ended, as in the case of terminating the subagent program. The error is reflected in another message for TCP/IP which further describes the error.

**System action:** The session is ended. Server operation continues. If a heartbeat message was being sent to the subagent, this heartbeat message is lost and the server attempts to re-start its session with the SNMP subagent. If the server was attempting to register to the SNMP subagent, heartbeat messaging will be disabled until the server is re-started.

**User response:** If the session is ended as a result of intentionally stopping either the subagent, no response is required. Otherwise, ensure that the TCP/IP protocol stack is functioning by using the tools that come with the particular TCP/IP suite on the platform in use.

---

**ANR4664W** Failure in registering with SNMP subagent.

**Explanation:** The server experienced a problem while attempting to register with the SNMP subagent. This may be due to problems with communication or the SNMP subagent being unavailable.

**System action:** Heartbeat messaging will be disabled until the server is re-started.

**User response:** Ensure that the subagent is running and that the TCP/IP protocol stack is functioning by using the tools that come with the particular TCP/IP suite on the platform in use.

---

**ANR4665W** Failure retrying registration with SNMP subagent.

**Explanation:** The server experienced a problem while attempting to re-register with the SNMP subagent after losing contact. This may be due to problems with communication or the SNMP subagent being unavailable.

**System action:** Registration is re-tried for a number of attempts before giving up.

**User response:** Ensure that the subagent is running and that the TCP/IP protocol stack is functioning by using the tools that come with the particular TCP/IP suite on the platform in use.

---

**ANR4666W** Failure sending heartbeat message to SNMP subagent.

**Explanation:** The server experienced a problem while attempting to send a heartbeat message to the SNMP subagent. This may be due to problems with communication or the SNMP subagent being unavailable.

**System action:** The server will attempt to contact the SNMP subagent again and re-synchronize.

**User response:** Ensure that the subagent is running and that the TCP/IP protocol stack is functioning by using the tools that come with the particular TCP/IP suite on the platform in use.

---

**ANR4667W Failure retrying heartbeat message to SNMP subagent.**

**Explanation:** The server experienced a problem while attempting to send a heartbeat message to the SNMP subagent. This may be due to problems with communication or the SNMP subagent being unavailable.

**System action:** The server attempted to contact the SNMP subagent again and re-synchronize, but this too failed. Heartbeat functions are disabled until the server is re-started.

**User response:** Ensure that the subagent is running and that the TCP/IP protocol stack is functioning by using the tools that come with the particular TCP/IP suite on the platform in use. Re-start the server if the heartbeat function is required.

---

**ANR4668I Connection successfully re-established with SNMP subagent.**

**Explanation:** The server experienced a problem while attempting to send a heartbeat message to the SNMP subagent.

**System action:** The server was able to successfully resynchronize with the SNMP subagent.

**User response:** None.

---

**ANR4669W Heartbeat message was not accepted by SNMP subagent.**

**Explanation:** The server experienced a problem while attempting to send a heartbeat message to the SNMP subagent. The SNMP subagent was unable to accept the heartbeat message. If the subagent was stopped and re-started, this is a normal message.

**System action:** The server will attempt to contact the SNMP subagent again and re-synchronize.

**User response:** Ensure that the subagent is running and that the TCP/IP protocol stack is functioning by using the tools that come with the particular TCP/IP suite on the platform in use.

---

**ANR4670W Failure in opening session with SNMP subagent.**

**Explanation:** The server experienced a problem while attempting to open a session with the SNMP subagent.

**System action:** Processing continues. Heartbeat and message forwarding function will not be available.

**User response:** Ensure that the subagent is running and that the TCP/IP protocol stack is functioning by using the tools that come with the particular TCP/IP suite on the platform in use. If heartbeat and message forwarding functions are required, re-start the server.

---

**ANR4671W SNMP subagent did not accept registration of this server.**

**Explanation:** The server experienced a problem while attempting to open a session with the SNMP subagent. The subagent is available but disallowed registration by this server.

**System action:** Processing continues. Heartbeat and message forwarding function will not be available.

**User response:** It may be necessary to stop the subagent and re-start it. Then stop the server and re-start it if heartbeat and message forwarding functions are required.

---

**ANR4672W SNMP message forwarding to the SNMP subagent was not started because a thread resource was not available.**

**Explanation:** The server could not continue with SNMP communication to the SNMP subagent for message forwarding because sufficient memory is not available for starting additional processes on the server.

**System action:** The server discontinues SNMP message processing and server operation continues.

**User response:** See the documentation for the operating system about how to increase memory for an application.

---

**ANR4674E Error starting DPI thread - Return code:**  
*Return code received from called routine.*

**Explanation:** The SNMP subagent could not start the DPI thread.

**System action:** Initialization of the subagent fails.

**User response:** Contact your service representative.

---

**ANR4675W *command:* This command may take a while to finish.**

**Explanation:** A command has been invoked that could potentially run for a while.

**System action:** The administrator is asked whether to continue.

**User response:** Enter 'Y' to continue with the command or 'N' to terminate the command.

---

**ANR4676E Unable to register another server.**

**Explanation:** The SNMP subagent received a request to register a new server and was unable to allocate the memory necessary to register the new server.

**System action:** The subagent will not register the new server.

**User response:** Contact your service representative.

---

**ANR4677I**    **Session established with server name:**  
*The name of the registered server..*

**Explanation:** The SNMP subagent completed the registration of the identified server.

**System action:** The subagent will wait for additional requests from the server.

**User response:** None.

---

**ANR4678I**    **Session closed with server name:** *The name of the deregistered server..*

**Explanation:** The SNMP subagent completed the deregistration of the identified server.

**System action:** None.

**User response:** None.

---

**ANR4679W**    **Messages are no longer being forwarded to the SNMP subagent.**

**Explanation:** The server has encountered multiple errors in forwarding messages to the SNMP subagent. Messages are no longer being forwarded.

**System action:** The server continues operating, but messages are no longer being forwarded.

**User response:** Message forwarding can be re-initialized by either stopping the server and re-starting it. Message forwarding will also be re-started if the heartbeat function is in use and the server re-synchronizes with the subagent. This re-synchronization occurs if the subagent, dsmsnmp, is stopped for longer than a single heartbeat interval (the heartbeat interval is a server option and appears in the output of the QUERY OPT command) and then restarted.

---

**ANR4681W**    **Connect to SNMP agent failed, will keep trying.**

**Explanation:** The subagent has failed in an attempt to connect to the SNMP agent.

**System action:** The subagent keeps retrying the connection.

**User response:** Make sure that the SNMP daemon is up, running and correctly configured.

---

**ANR4682W**    **A SNMP agent connection error occurred. Attempting to re-establish connection.**

**Explanation:** An error has occurred in the communication between the subagent and the SNMP agent.

**System action:** The subagent will attempt to reconnect.

---

**User response:** Make sure that the SNMP daemon is up, running and correctly configured.

---

**ANR4683E**    **Unable to open trace file 'file name'.**

**Explanation:** An error occurred while opening the file for writing trace data.

**System action:** The subagent continues operation without tracing.

**User response:** Ensure there is adequate space on the drive from which you are running the subagent and retry the program.

---

**ANR4684E**    **Trap request failed - RC:** *Return code from the trap request.* **Server index:** *Server index number..*

**Explanation:** An error occurred while attempting to process a trap request from a server. data.

**System action:** The subagent processing continues.

**User response:** Make sure that the SNMP daemon is up, running and correctly configured.

---

**ANR4685E**    **Insufficient memory for subagent initialization.**

**Explanation:** The SNMP subagent could not initialize due to the inability to obtain the required memory.

**System action:** Initialization of the subagent fails.

**User response:** Allocate additional memory to the subagent.

---

**ANR4686E**    **Insufficient memory for subagent trace initialization.**

**Explanation:** The SNMP subagent trace could not initialize due to the inability to obtain the required memory.

**System action:** Initialization of the subagent fails.

**User response:** Allocate additional memory to the subagent.

---

**ANR4687E**    **Server/subagent protocol violation - expecting registration request. Received request:** *The value of the request that was received.*

**Explanation:** The SNMP subagent was expecting a registration request. It actually received something other than a registration request.

**System action:** The subagent will stop processing requests from the server sending the invalid requests.

**User response:** Contact your service representative.

---

---

**ANR4688E Server/subagent protocol violation - incorrect request header version.**

**Explanation:** The SNMP subagent received a request from a server that was not at the same maintenance level as the subagent.

**System action:** The subagent will stop processing requests from the server sending the invalid requests.

**User response:** Ensure the server and subagent are at the same maintenance level. If they are, contact your service representative.

---

**ANR4689E Invalid request type received (*The value of the request that was received.*).**

**Explanation:** The SNMP subagent received an unexpected request from the server.

**System action:** The subagent will stop processing requests from the server sending the invalid requests.

**User response:** Contact your service representative.

---

**ANR4690E Unexpected request type (*The value of the request that was received.*) in trap data header.**

**Explanation:** The SNMP subagent received an invalid trap request from a server.

**System action:** The subagent will stop processing requests from the server sending the invalid requests.

**User response:** Contact your service representative.

---

**ANR4691I DPI subagent (*The subagent name.*): connected, ready to receive requests.**

**Explanation:** The subagent has successfully connected to the SNMP agent.

**System action:** The subagent is ready to receive request from servers.

**User response:** None.

---

**ANR4692I DPI subagent (*The subagent name.*): reconnected, ready to receive requests.**

**Explanation:** The subagent has successfully reconnected to the SNMP agent.

**System action:** The subagent is ready to receive request from servers.

**User response:** None.

---

**ANR4694E SNMP Subagent Port Confirmation Has Failed.**

**Explanation:** The server was communicating configuration data to the SNMP subagent. An error occurred in the exchange. The server could not

communicate interface information to the subagent.

**System action:** The server continues operation. The SNMP administrative interface is inoperative.

**User response:** The most likely cause of this problem is a temporary network failure. The server should be re-started to retry the connection to the SNMP subagent. If this problem occurs repeatedly, please contact your service representative.

---

**ANR4695E SNMP: Communications Failure in Receiving "*verb type*" verb.**

**Explanation:** The SNMP client encountered a communications error in using the *verb type* verb to transfer information to or from the server and an SNMP client.

**System action:** The SNMP session ends and server operation continues.

**User response:** This may not be a problem if the SNMP subagent was terminated while the session was in progress. Otherwise, ensure that TCP/IP communications is running normally.

---

**ANR4697E SNMP: Failed to authenticate to server at address *address*, port *port*.**

**Explanation:** The SNMP client was attempting to run a session with the server at the indicated address and port number in response to an SNMP Get Request, which causes a Server Script to be run. The subagent connected to the indicated server, but failed in authentication.

**System action:** The SNMP subagent ends this attempt to run the script and continues operation.

**User response:** Ensure that the indicated server has an administrative id of SNMPADMIN and that this administrative id has sufficient authority to run the script and commands it contains.

---

**ANR4698E SNMP: Communications Failure in Sending "*verb type*" verb (*command*).**

**Explanation:** The SNMP client encountered a communications error in using the *verb type* verb to issue command *command*.

**System action:** The SNMP client session ends and subagent operation continues.

**User response:** Contact your service representative.

---

**ANR4699E SNMP: Receive Buffer overflow.**

**Explanation:** The SNMP client encountered an overflow error in transferring information to or from the server.

**System action:** The SNMP client session ends and subagent operation continues.



**User response:** Contact your service representative.

---

**ANR4700I**    **The server move batch size has been set to *new batch size*. Move operations that start after this point will use the new value.**

**Explanation:** A SETOPT command was used to set the value for the move batch size value. This setting determines the maximum number of files that are moved on the server in one database transaction, dependent also on the setting for the move size threshold. The setting influences file movement for server migration, reclamation, storage pool backup, and move data operations.

**System action:** The server uses this new setting for move operations that are started after this message is issued.

**User response:** Contact your service representative.

---

**ANR4701I**    **The server move size threshold has been set to *new threshold*. Move operations that start after this point will use the new value.**

**Explanation:** A SETOPT command was used to set the value for the move size threshold value. This setting determines the maximum number of megabytes that are moved on the server in one database transaction, dependent also on the setting for the move batch size. The setting influences file movement for server migration, reclamation, storage pool backup, and move data operations.

**System action:** The server uses this new setting for move operations that are started after this message is issued.

**User response:** Contact your service representative.

---

**ANR4702I**    **The server transaction group maximum has been set to *new value*. Client sessions that are started after this point will use the new value.**

**Explanation:** A SETOPT command was used to set the value for the maximum number of files that can be sent from the client in a single database transaction.

**System action:** The server uses this new setting for client sessions that are started after this message is issued.

**User response:** Contact your service representative.

---

**ANR4704I**    **key-ring filename and password have been set. Restart the server to use the new settings**

**Explanation:** The key-ring filename have been set to

the new value specified in the DEFINE KEYRING command.

**System action:** None.

**User response:** Restart the server to use the new key-ring information.

---

**ANR4707E**    ***Import/Loaddb command* operation terminated - incomplete input volume list.**

**Explanation:** The list of volumes needed to process the command was incomplete. At least one volume needed for the operation is missing from the end of the list.

**System action:** The command operation is ended.

**User response:** Issue the command again and make sure the necessary volumes are included in the volume list.

---

**ANR4709W**    **Intervention required to mount volume *Volume Name* on Library Manager Server *Server Name*.**

**Explanation:** A volume mount is awaiting operator intervention on the specified library manager server.

**System action:** The volume mount operation waits for operator intervention.

**User response:** Refer to the server consol and/ir activity log on the named library manager server to determine the action that needs to be performed to complete the mount operation.

---

**ANR4712E**    ***Command:* The DEVCLASS parameter is only valid for volume history types DBBACKUP or DBSNAPSHOT.**

**Explanation:** The command failed because an invalid volume history type was specified for the TYPE= parameter.

**System action:** The command fails, and server operation continues.

**User response:** Re-issue the command and specify a valid type value.

---

**ANR4713E**    ***Command:* The "option" string is not valid for the Hex Filespace Field.**

**Explanation:** The command indicated specifies a value that is not valid for the Hex Filespace parameter.

**System action:** The server does not process the command.

**User response:** Reissue the command with a valid entry for the Hex Filespace parameter.

---

**ANR4717E** *command: Replication or recovery of damaged files is not supported by target server due to unsupported transfer method fasp.*

**Explanation:** Replication recovery operations originating from this server are not allowed because the target replication server does not support fasp as a transfer method.

**System action:** Processing ends.

**User response:** Upgrade the target replication server to a level that supports replication recovery using fasp.

---

**ANR4723E** *Session rejected for down level storage agent storage agent name.*

**Explanation:** A down level storage agent attempted to connect to this server. The server can not support all previous versions of the storage agent.

**System action:** The server will not support connections by storage agents at a specific lower versions of the product. Review the README for an explanation of supported storage agent levels for this server. The storage agent will not startup and will report ANR0454W indicating that it is down level.

**User response:** None.

---

**ANR4724E** *During the backup of node node (Node id) filespace filespace name (filespace id) a deletion activity occurred.*

**Explanation:** During full or incremental backup processing, files were deleted from the file space. The files were not deleted by expiration, but by some other process. DELETE FILESPACE, DELETE VOLUME, AUDIT VOLUME, or some other administrator command can cause files to be deleted. The file space image on the server will not be consistent with the client until an incremental backup is completed for the node.

**System action:** The server will continue processing.

**User response:** Perform an incremental backup for the client node.

---

**ANR4725E** *Source file(line number): Server lock Locktype, mode Lockmode failed.*

**Explanation:** An internal error occurred in an attempt to obtain a lock during processing.

**System action:** The activity that generated this error fails.

**User response:** Retry the process. If the process fails contact your service representative.

---

**ANR4726I** *The support module support module has been loaded.*

**Explanation:** The module indicated has been successfully loaded. Operations involving this module may be performed by the server.

**System action:** Functions which depend on this module may now be performed on the server.

**User response:** None.

---

**ANR4728E** *Server connection to file server File server name failed. Please check the attributes of the file server specified during definition of the datamover.*

**Explanation:** The server attempted to connect to a file server. The connection failed because of one of the following possible reasons:

- One of the parameters specified during datamover definition was incorrect: TCP/IP address of the file server, user id, password, TCP/IP port
- File server does not support requested NDMP version
- File server is not accessible
- NDMP server limits the number of opened NDMP sessions
- An unsupported model of the file server was detected
- If the message specifies address 127.0.0.1 or the address of the server system, the NDMPCONTROLPORT and/or NDMPPORTRANGE options may be set to port numbers or ranges which are already in use.

**System action:** IBM Spectrum Protect server backup/restore of the file server fails.

**User response:** Check if file server is accessible through the network; check each of the attributes specified during datamover definition; check NDMP versions supported by the file server; check the number of open NDMP sessions with the file server, verify that file server model is supported by IBM Spectrum Protect server. If the server's address is in the message ensure that the ports specified or defaulted for options NDMPCONTROLPORT and/or NDMPPORTRANGE are available for use. Depending on the operating system, the netstat operating system command may be used to determine in-use port numbers.

---

**ANR4729E** *Server connection to file server File server name failed. The level of the file server operating system is unsupported by IBM Spectrum Protect server. Please upgrade the file server to the level of the operating system supported by the server.*

**Explanation:** The IBM Spectrum Protect server was

trying to connect to a file server with an unsupported level of the operating system. The server can establish NDMP connection only to a file server with supported level of the operating system. Please check the following site for supported levels of file server operating systems: <http://www.tivoli.com/storage>

**System action:** The IBM Spectrum Protect server backup/restore of the file server fails.

**User response:** Upgrade the file server to a supported level of the operating system.

**ANR4730E** *Command: The number of stgpool type storage pool names specified with the parameter name parameter exceeds the maximum number allowed.*

**Explanation:** The number of copy storage pools combined with the number of active-data storage pools for a given primary storage pool is limited to a maximum of three.

**System action:** The command fails.

**User response:** Reissue the command, specifying a total of three or fewer storage pool names.

**ANR4731E** *Command: The pool type storage pool storage pool name is not defined.*

**Explanation:** A DEFINE STGPOOL or UPDATE STGPOOL command contained a storage pool that is not defined as either a copy storage pool or an active-data storage pool.

**System action:** The command fails.

**User response:** Verify that the copy or active-data storage pool name stated in the error message is correct. If using the COPYSTGPOOLS parameter, correct the problem by using a copy storage pool that already exists or define the copy storage pool. If using the ACTIVEDATAPOOLS parameter, correct the problem by using an active-data storage pool that already exists or define the active-data storage pool. Retry the command.

**ANR4732E** *Command: The storage pool stgpool name is not a copy, active-data, or container-copy type storage pool.*

**Explanation:** A DEFINE STGPOOL or UPDATE STGPOOL command contained a storage pool name that is not a copy, active-data, or container-copy type storage pool.

**System action:** None.

**User response:** Verify that the copy, active-data, or container-copy storage pool name stated in the error message is correct or remove the storage pool name from the list. If using the COPYSTGPOOLS parameter, correct the problem by using a copy storage pool that

already exists or define the copy storage pool. If using the ACTIVEDATAPOOLS parameter, correct the problem by using an active-data storage pool that already exists or define the active-data storage pool. If using the PROTECTLOCALSTGPOOLS parameter, correct the problem by using a container-copy storage pool that already exists or define the container-copy storage pool. Retry the command.

**ANR4733E** *Command: The pool type storage pool contains a pool type storage pool name that introduces a cycle into the storage pool chain.*

**Explanation:** A DEFINE STGPOOL or UPDATE STGPOOL command contained a copy or active-data storage pool that eventually points to the storage pool being processed.

**System action:** None.

**User response:** Remove the storage pool name from the copy or active-data storage pool list and retry the command.

**ANR4734W** *The pool type storage pool pool name was removed from the storage pool list because of a failure for session Session Id.*

**Explanation:** The named storage pool was removed from the storage pool list for the current session backup/archive/space management operation because of an error. This removal is only for the session indicated in the message and does not effect other session operation.

**System action:** None.

**User response:** The error that occurred could be one of many failure. Look for the following items in the active log or on the server console. 1. Is the named storage pool currently unavailable? 2. Have any I/O error occurred on the destination devices (disk or tape drives)? 3. Is the mount limit on the device class correctly set? 4. Is the node's MAXNUMMP value sufficient to satisfy the request?

**ANR4735W** *Server-free processing is not available. Initialization failed.*

**Explanation:** An error occurred while initializing server-free processing. Server-free data transfer is not available to backup and restore images.

**System action:** Client backup and restore image requests will use lan-based data transfer.

**User response:** Check for messages during server initialization and correct the error.

---

**ANR4736E** *Command:* **The number of container-copy type storage pool names specified with the *parameter name* parameter exceeds the maximum number allowed.**

**Explanation:** The number of container-copy storage pools for a given primary storage pool is limited to a maximum of two.

**System action:** The command fails.

**User response:** Reissue the command, specifying a total of two or fewer storage pool names.

---

**ANR4737E** *Transaction failed for session *session number* for node *node name (client platform)* - the copy continue attribute for storage pool *storage pool name* prevented further retries.*

**Explanation:** During a backup session one or more copy storage pools associated with the indicated storage pool had a failure. The operation was halted because the copy continue option for the indicated storage pool caused the process to stop.

**System action:** None.

**User response:** Verify the following: 1. Does the device class(es) have enough mount points to satisfy the request? 2. Was the node's MAXNUMMP value sufficient to satisfy the request? 3. Were there any errors reported during the transaction regarding I/O or related issues?

---

**ANR4738E** *Command:* **One or more storage pools use *pool name* as a copy, active-data, or container-copy type storage pool.**

**Explanation:** The DELETE STGPOOL command attempted to delete a storage pool that is defined as a copy storage pool, active-data storage pool, or container-copy storage pool for another primary storage pool.

**System action:** The server does not process the command.

**User response:** If necessary, issue the UPDATE STGPOOL command to update the other primary storage pool. Use the COPYSTGPOOLS, ACTIVEDATAPOOLS, or PROTECTLOCAL parameter to remove the reference to the storage pool to be deleted. Repeat for all primary storage pools that reference the storage pool to be deleted. Reissue the command.

---

**ANR4739E** **Either the high-level address (*hladdress*), low-level address (*lladdress*), or both were entered in error.**

**Explanation:** The high-level or low-level addresses supplied are incorrect.

**System action:** The server does not process the command.

**User response:** Both the high-level address and low-level address are required for an address to be valid. For an update, both high-level address and low-level address are required for the update to succeed. For a new definition, both high-level address and low-level address are required when SESSIONINIT=SERVERONLY. Either the high-level address or low-level address is missing from this command. Issue the command again and supply the missing address represented by a "?" in this message.

---

**ANR4740W** **Either the high level address, low level address, or both were never entered for the specified node( *nodename* ) and the session initiation status is being changed.**

**Explanation:** When the session initiation status of a node is changed by using the SESSIONINIT parameter on the UPDATE NODE command, the scheduling table is updated to reflect the address specified with HLA and LLA keywords of the UPDATE NODE command. If one or both of these keywords have never been used to provide addressing information for the node, server-initiated scheduling will not be able to contact this node.

**System action:** The server does not update the scheduling table. Subsequent server initiated sessions with the node are likely to fail, unless an additional UPDATE NODE command provides both the HLADDRESS and LLA parameters with correct address information.

**User response:** Both the high level address and low level address are required for an address to be valid. Issue the UPDATE NODE command for this node with complete addressing information through the HLADDRESS parameter for the node address, and the LLADDRESS parameter for the node listen port information.

---

**ANR4741W** **This command will rename administrator *adminName*. This administrator has defined or updated schedules. Renaming this administrator will cause these schedules to fail.**

**Explanation:** A RENAME ADMINISTRATOR command has been entered for an administrator that owns administrative schedules. If you confirm that you want to proceed with this command, the schedules owned by this administrator will fail when executed in the future.

**System action:** The system asks whether you wish to continue with the command.

**User response:** To process the RENAME ADMINISTRATOR command, enter 'Y' to continue or

'N' to stop the process. To deal with schedules owned by the administrator, use the QUERY SCHEDULE command, or an SQL SELECT statement on the ADMIN\_SCHEDULES table to determine which schedules were last updated by the administrator. Use the UPDATE SCHEDULE command to update those schedules controlled by an administrator that has authority to execute them, or use the DELETE SCHEDULE command to remove the schedules.

---

**ANR4742W** This command has renamed administrator *adminName* to *newAdminName*. This administrator has defined or updated schedules. This will cause these schedules to fail in the future.

**Explanation:** A RENAME ADMINISTRATOR command has been entered and the administrator renamed owns the administrative schedules. The schedules will fail when executed in the future because they do not belong to the administrator's new name.

**System action:** The system renames the administrator.

**User response:** Use the QUERY SCHEDULE command or an SQL SELECT statement on the ADMIN\_SCHEDULES table to determine which schedules were last updated by the administrator. Use the UPDATE SCHEDULE command to update those schedules controlled by an administrator that has authority to execute them, or use the DELETE SCHEDULE command to remove the schedules.

---

**ANR4743W** An insufficient number of mount points are available in device class *device class name*.

**Explanation:** During simultaneous write processing, the server cannot allocate sufficient mount points for the specified device class. Possible reasons include:

- The mount limit specified for the device class does not provide a sufficient number of mount points to support the simultaneous write operation.
- The drives that service the device class are inaccessible.

**System action:** None.

**User response:** Ensure that:

- The mount limit specified for the device class provides a sufficient number of mount points to support the simultaneous write operation.
- Enough drives are defined and on-line for the library that services the device class.

---

**ANR4744W** The server cannot acquire a sufficient number of mount points.

**Explanation:** During simultaneous write processing, the server cannot acquire a sufficient number of mount points to satisfy the request.

**System action:** None.

**User response:** Examine error messages that might have been displayed prior to, and after this message. Correct any problems, if possible.

---

**ANR4746E** Session rejected for up level storage agent *storage agent name*.

**Explanation:** An up level storage agent attempted to connect to this server. The storage agent can not be at higher level than the server.

**System action:** The server will not support connections by storage agents at a higher version, at the same version with a higher release, or at the same version and release with a higher modification level. The storage agent will not startup and will report ANR0454W indicating that no resources are available.

**User response:** None.

---

**ANR4747W** The web administrative interface is no longer supported. Begin using the Integrated Solutions Console instead.

**Explanation:** The web administrative interface is no longer supported. It has been replaced by an administrative interface based on the Integrated Solutions Console.

**System action:** The web administrative interface's web page is not displayed.

**User response:** Install the IBM Spectrum Protect support for the Integrated Solutions Console and begin using it to manage your servers.

---

**ANR4748E** A NAS operation requiring NDMP Version 4 was attempted for file server *File server name*, however the current NDMP session uses NDMP Version 3. Please verify that file server supports NDMP version 4.

**Explanation:** A NAS operation which requires NDMP Version 4 was attempted for a file server that is currently configured to run NDMP Version 3.

**System action:** The IBM Spectrum Protect server backup/restore or other operation on the file server fails.

**User response:** Verify that the file server supports NDMP Version 4. Verify that the file server is configured to accept connections using NDMP Version 4.

---

**ANR4749I** Key-ring filename and password have been deleted from the server database.

**Explanation:** The key-ring filename and password have been deleted. Upon restart the server will attempt to generate a new password and new keyring file if

options SSLTCPPORT or SSLTCPADMINPORT are set and the keyring files cert.kdb,cert.crl,cert.rdb do not exist.

**System action:** None.

**User response:** Before restarting the server you should delete the corresponding cert.kdb,cert.crl,cert.rdb and cert.arm files from the server execution directory if they exist. Restart the server to generate and use the new key-ring information.

---

**ANR4752I REPAIR STGVOL process** *process number ended, processed volumes processed of total volumes total volumes with repaired volumes* **volumes.**

**Explanation:** The REPAIR STGVOL process has been started as the reported process number. This will evaluate and if needed repair the indicated number of volumes.

**System action:** None.

**User response:** This process may be monitored using the QUERY PROCESS command. If this process needs to be cancelled, issue the CANCEL PROCESS command.

---

**ANR4753E REPAIR STGVOL process** *process number ended, processed volumes processed of total volumes total volumes with repaired volumes repaired and failed volumes* **failures.**

**Explanation:** The REPAIR STGVOL process has ended. It processed *volumes processed* out of *total volumes* total volumes to be processed. The *repaired volumes* indicates the number of volumes that needed database repairs and were repaired. The *failed volumes* are volumes that either failed during evaluation or during database repair if it was needed.

**System action:** None.

**User response:** If there were *failed volumes*, review the activity log for more information about the failure.

---

**ANR4754I REPAIR STGVOL process** *process number ended, processed volumes processed of total volumes total volumes with repaired volumes* **repaired.**

**Explanation:** The REPAIR STGVOL process has ended. It processed *volumes processed* out of *total volumes* total volumes to be processed. The *repaired volumes* indicates the number of volumes that needed database repairs and were repaired.

**System action:** None.

**User response:** None.

---

**ANR4755W REPAIR STGVOL process** *process number ended, processed volumes processed of total volumes total volumes with repaired volumes* **repaired.**

**Explanation:** The REPAIR STGVOL process has ended. It processed *volumes processed* out of *total volumes* total volumes to be processed. The *repaired volumes* indicates the number of volumes that needed database repairs and were repaired.

**System action:** None.

**User response:** If the *volumes processed* is less than the *total volumes*, this may be because the process was cancelled before it could process all the needed volumes. Review the activity log to determine if this is the case and re-issue the command to complete this processing. Or if volumes were reclaimed or deleted while this process was running, there may have been fewer actual volumes to process than what was calculated when the process started. If this is the case no further action is necessary.

---

**ANR4757I REPAIR STGVOL finished evaluating volume** *volume name*, **no repair was needed.**

**Explanation:** The REPAIR STGVOL finished evaluating *volume name* volume. No repair actions were taken for the database because there were no errors detected.

**System action:** None.

**User response:** None.

---

**ANR4758W REPAIR STGVOL repaired volume** *volume name*, **database reference errors were found and corrected.**

**Explanation:** The REPAIR STGVOL evaluated *volume name* volume and determined that repair actions were needed. The necessary repairs were done successfully.

**System action:** None.

**User response:** None.

---

**ANR4759E REPAIR STGVOL failed to process** *volume name*.

**Explanation:** The REPAIR STGVOL failed for *volume name* volume. This process either failed while evaluating this volume or it had determined that repair actions were needed and it failed performing those actions.

**System action:** None.

**User response:** Review the activity log for an indication of why processing for this volume failed. Try issuing "REPAIR STGVOL VOLNAME=*volume name*" to process this volume again. If this volume was deleted

from the server, this message can be ignored.

---

**ANR4760I REPAIR STGVOL reset processing history.**

**Explanation:** The REPAIR STGVOL command was issued with RESET=YES. This resets the processing history. Resetting the processing allows the command to be rerun and causes previously evaluated volumes to be re-evaluated.

**System action:** None.

**User response:** An administrator may want to periodically reset the processing history and re-evaluate all volume in the server as a means of validating the server database.

---

**ANR4761E REPAIR STGVOL reset processing history failed.**

**Explanation:** The REPAIR STGVOL command was issued with RESET=YES. This resets the processing history. However, the reset of the processing history failed.

**System action:** None.

**User response:** The server is likely out of memory or resources. This command should be re-issued after either halting and restarting the server or after halting the server, rebooting the server machine, and then restarting the server. If the reset still fails after these steps, contact your IBM service representative.

---

**ANR4762E Command: The SPACEMANAGED or ARCHIVE type parameters are not valid for active data storage pool volumes.**

**Explanation:** The QUERY CONTENT server command has been entered with an invalid type parameter. The SPACEMANAGED or ARCHIVE parameters are not valid when the volume specified belongs to an active-data type storage pool.

**System action:** The server ignores the command.

**User response:** Reissue the command with correct TYPE parameter for active data storage pool.

---

**ANR4763E Command: Invalid parameter - parameter.**

**Explanation:** The specified server command has been entered with an invalid parameter that is not applicable when using z/OS Media library for sequential FILE storage.

**System action:** The server ignores the command.

**User response:** Reissue the command and enter the proper syntax. Neither NUMBEROFVOLUMES nor FORMATSIZE parameter is valid when using z/OS Media library for sequential FILE storage. The z/OS

Media server formats each FILE volume as it is being filled.

---

**ANR4764E Command: Invalid length for parameter parameter - parameter value.**

**Explanation:** The length for (*parameter value*) specified for the (*parameter*) parameter in command *command* exceeds the maximum allowed length.

**System action:** The command fails and server operation continues.

**User response:** Reissue the command and specify a valid length for the parameter.

---

**ANR4765I The key-ring file password was set. Restart the server to use the new password.**

**Explanation:** The password that is used by the server for the key-ring file was set to a value that was specified in the SET SSLKEYRINGPW command. This is typically done after the key-ring file's password is changed using an external utility.

**System action:** None.

**User response:** Restart the server to use the new key-ring file password.

---

**ANR4766E The server could not access the key-ring file using the password specified in the SET SSLKEYRINGPW command.**

**Explanation:** The password used by the server for the key-ring file was checked for validity but was not valid.

**System action:** None

**User response:** The QUERY SSLKEYRINGPW command will show you the key-ring file password that the server is currently using. If the password was changed with an external utility, ensure that the password is the same as that which was specified in the SET SSLKEYRINGPW command. If the password was lost, issue the DELETE KEYRING command to delete the current key-ring file. When you restart the server it will generate a new key-ring file, password, and self-signed certificate. Issue the QUERY SSLKEYRINGPW command to obtain the new password. Then use an external utility to import additional certificates again and designate one as the new default. Restart the server to use the additional certificates.

---

**ANR4767E The server was unable to change the key-ring file password using the new password specified on the SET SSLKEYRINGPW command along with the old password that the server has stored.**

**Explanation:** The previous key-ring file password remains in effect.

**System action:** None

**User response:** The QUERY SSLKEYRINGPW command will display the key-ring file password that the server is currently using. If the SET SSLKEYRINGPW password UPDATE=YES command is unable to update the key-ring file password, the key-ring file and its password can be deleted and re-created by: 1. Issuing the DELETE KEYRING command to delete the server's record of the key-ring file and password. 2. Stopping the server. 3. Deleting files cert.\* in the server's instance directory. 4. Restarting the server so that the key-ring file and its password are regenerated by the server.

---

**ANR4768E** *Command: Invalid volume name - volume name.*

**Explanation:** The command indicated contains an invalid FILE volume name for a ZOSMEDIA library volume.

**System action:** The server does not process the command.

**User response:** Reissue the command with a valid volume name that does not exceed 44 valid characters.

---

**ANR4769W** *Command: Alert trigger is already defined for message number.*

**Explanation:** A DEFINE ALERTTRIGGER command has been entered that specifies a message number that is already defined with the server.

**System action:** The server skips the message number and continues processing the command.

**User response:** Use the UPDATE ALERTTRIGGER command to update the alert trigger if needed.

---

**ANR4770W** *Command: Invalid message number message number.*

**Explanation:** The message number is invalid because the message number is in an incorrect format or does not exist on the server.

**System action:** The server skips the specified message number and continues to process the rest of the command.

**User response:** Verify that the format of the message number is correct and exists on the server. Reissue the command specifying the correct message number.

---

**ANR4771W** *Command: Administrator admin name cannot be processed because it is not registered or is locked.*

**Explanation:** This command cannot be processed for the indicated administrator name. The administrator name is not registered or is locked.

**System action:** The indicated administrator name is not processed. The server continues to process the other administrator names specified with the command.

**User response:** If the administrator name was specified incorrectly, reissue the command with the correct name. If the administrator name is locked, determine if it can be unlocked. Use the UNLOCK ADMIN command to unlock it, and reissue the command specifying the administrator name.

---

**ANR4772I** *Alert trigger message number defined.*

**Explanation:** The requested alert trigger has been added to the server in response to the command.

**System action:** None.

**User response:** None.

---

**ANR4773I** *Alert trigger message number deleted.*

**Explanation:** The requested alert trigger has been deleted from the server.

**System action:** None.

**User response:** None.

---

**ANR4774I** *Command command processed.*

**Explanation:** The specified command was processed.

**System action:** None.

**User response:** Review previous messages. Correct the problem and reissue the command.

---

**ANR4775W** *Command: Alert trigger message number is not defined.*

**Explanation:** The specified message number does not refer to a defined alert trigger in the server database.

**System action:** The server skips the specified message number and continues to process the rest of the command.

**User response:** Reissue the command specifying a message number that is defined as an alert trigger. Issue the QUERY ALERTTRIGGER command to display a list of defined message numbers.



---

**ANR4776I** *Command: Administrator admin name for message number is action.*

**Explanation:** The command has performed the action and added or deleted the administrator name successfully for the specified alert trigger.

**System action:** None.

**User response:** None.

---

**ANR4777I** *Command: Administrator admin name is already defined to alert message number.*

**Explanation:** The command specifies an administrator name already defined to the alert.

**System action:** The server skips the administrator name and continues processing the command.

**User response:** None.

---

**ANR4778E** *Command: Alert alert identifier could not be found.*

**Explanation:** The specified alert was not found in the server database.

**System action:** The specified alert identifier is skipped. The server continues to process the next alert identifier that is specified in the command.

**User response:** Reissue the command, specifying an alert identifier for an alert that has not been closed or deleted on the server. To display a list of existing alerts, issue the QUERY ALERTSTATUS command.

---

**ANR4779E** *Command: The requested update for alert id, alert identifier, is invalid. The alert is not changed.*

**Explanation:** The specified update request is invalid or not correct for the alert. You can change the status of an alert from active to inactive or closed, or, from inactive to closed. If you are specifying the ASSIGNED or RESOLVEDBY parameters the value must be a registered administrator name that is not locked.

**System action:** The server does not process the command.

**User response:** Reissue the command specifying a valid status for the alert. Issue the QUERY ALERTSTATUS command to display a list of existing alerts and status.

---

**ANR4780I** *Node group node group name defined.*

**Explanation:** A DEFINE NODEGROUP command has created the node group indicated.

**System action:** None.

**User response:** None.

---



---

**ANR4781E** *Command: Invalid node group name - node group name.*

**Explanation:** Server processing for the command *command* fails because the node group name *node group name* specified does not contain valid characters or contains too many characters.

**System action:** Database changes for the command are rolled back and server operation continues. The command is not successful in changing the server database.

**User response:** Issue the command again and specify a node group name that conforms to the name requirements.

---

**ANR4782E** *Command: Description exceeds maximum length of length limit characters.*

**Explanation:** Server processing for the command *command* fails because the description specified is longer than the *length limit* number of characters allowed.

**System action:** Database changes for the command are rolled back and server operation continues. The command is not successful in changing the server database.

**User response:** Issue the command again and specify a shorter description.

---

**ANR4783E** *Command: Node group node group name is not defined.*

**Explanation:** Server processing for the command *command* fails because the node group name *node group name* specified does not refer to a defined node group in the server database.

**System action:** Database changes for the command are rolled back and server operation continues. The command is not successful in changing the server database.

**User response:** Issue the command again, specifying a node group name that is defined in the server database. For a list of the names of defined node groups in the server database, issue the QUERY NODEGROUP command.

---

**ANR4784I** *Node group node group name updated.*

**Explanation:** In response to the UPDATE NODEGROUP command, the node group *node group name* has been updated in the server database.

**System action:** Server operation continues.

**User response:** None.

---

---

**ANR4785I** Node group *node group name* deleted.

**Explanation:** In response to the DELETE NODEGROUP command, the node group *node group name* has been deleted from the server database.

**System action:** Server operation continues.

**User response:** None.

---

**ANR4786E** Command: Node group *node group name* still contains at least one node.

**Explanation:** Server processing for the delete command *command* fails because the node group *node group name* specified refers to a node group that still contains at least one node. A node group cannot be deleted if one or more client nodes are still assigned to the node group.

**System action:** Database changes for the command are rolled back and server operation continues. The command is not successful in changing the server database.

**User response:** To remove remaining nodes from the node group, issue the DELETE NODEGROUPMEMBER command. After all nodes are removed, issue the delete command again.

---

**ANR4787I** Command: number of nodes **members defined in the node group** *node group name*.

**Explanation:** A DEFINE NODEGROUPMEMBER command has created the specified number of members in the indicated node group.

**System action:** None.

**User response:** None.

---

**ANR4788I** Command: number of nodes **members deleted from node group** *node group name*.

**Explanation:** A DELETE NODEGROUPMEMBER command has deleted the specified number of members from the indicated node group.

**System action:** None.

**User response:** None.

---

**ANR4789I** Node *node name* associated to node group *node group name*.

**Explanation:** This message is displayed in response to the DEFINE NODEGROUPMEMBER command. Node *node name* is associated with the node group name *node group name*.

**System action:** Server operation continues.

**User response:** None.

---



---

**ANR4790I** Node *node name* disassociated from node group *node group name*.

**Explanation:** This message is displayed in response to the DELETE NODEGROUPMEMBER command. Node *node name* is no longer associated with the node group name *node group name*.

**System action:** Server operation continues.

**User response:** None.

---

**ANR4791E** Command: Node group *node group name* is already defined.

**Explanation:** Server processing for the command *command* fails because the node group name *node group name* specified refers to a node group that is already defined in the server database.

**System action:** Database changes for the command are rolled back and server operation continues. The command is not successful in changing the server database.

**User response:** Issue the command again, specifying a node group name that is not defined in the server database. For a list of the names of defined node groups in the server database, issue the QUERY NODEGROUP command.

---

**ANR4792E** NDMP Tape server unable to initialize due to error in LISTENing on port *Port*

**Explanation:** The server failed in attempting to listen for session requests on the server's internal tape server.

**System action:** Server operation continues, but NDMP operations may fail.

**User response:** Ensure that the NDMPCONTROLPORT option defaults to or is set to a port number which is available in the system. The QUERY OPTION command can be used to determine the port number associated with the NDMPCONTROLPORT option. If this value requires change, the server will have to be restarted after setting the option in the server options file.

---

**ANR4793E** NDMP Tape server is terminating due to an error in accepting a new session on Port *Port*

**Explanation:** The server failed in attempting to accept a new session on the server's internal tape server.

**System action:** Server operation continues, but NDMP operations may fail.

**User response:** Ensure that the NDMPCONTROLPORT option defaults to or is set to a port number which is available in the system. The QUERY OPTION command can be used to determine the port number associated with the

NDMPCONTROLPORT option. If this value requires change, the server will have to be restarted after setting the option in the server options file.

---

**ANR4794E**    **The NAS file server *File server name* failed to open an NDMP data connection to the IBM Spectrum Protect tape server. Please verify that the file server is capable of outbound data connections.**

**Explanation:** During a NAS filer-to-server backup operation the data connection from the file server to the IBM Spectrum Protect server failed. This may occur because a firewall exists between the file server and the IBM Spectrum Protect server and is preventing outbound network connections on the file server. This may also occur if the network configuration of the system running the IBM Spectrum Protect server is reporting an invalid TCP/IP host address, for example "127.0.0.1".

**System action:** The IBM Spectrum Protect server backup operation on the file server fails.

**User response:** Verify that the NAS file server is capable of starting outbound network connections to the IBM Spectrum Protect server. Verify that the file server supports NDMP 3-way operations. Verify that the network configuration of the system running the IBM Spectrum Protect server is reporting a valid TCP/IP host address. .

---

**ANR4795E**    **The IBM Spectrum Protect tape server failed to open an NDMP data connection to the NAS file server *File server name* .**

**Explanation:** During a NAS filer-to-server restore operation the data connection from the IBM Spectrum Protect server to the NAS file server failed. This may occur if the NAS file server is not properly configured to support NDMP 3-way restore operations.

**System action:** The IBM Spectrum Protect server restore operation on the file server fails.

**User response:** Verify that the file server supports NDMP 3-way restore operations. .

---

**ANR4796E**    **The IBM Spectrum Protect tape server failed to open a listening socket for accepting an NDMP data connection from a NAS file server using the network interface *network host name* .**

**Explanation:** During a NAS filer-to-server backup operation the IBM Spectrum Protect tape server failed to open a TCP/IP socket in order to listen for NDMP data connections from a NAS file server. This may occur if the network interface chosen for NDMP data connections is not running or does not support IP Version 4.

**System action:** The IBM Spectrum Protect server backup operation of the file server fails.

**User response:** Verify that the network interface specified in the NDMPPREFDATAINTERFACE server option is properly configured and running. .

---

**ANR4797E**    **Drive *driveName* is missing path information. Please check that all related paths are defined properly.**

**Explanation:** A drive does not have sufficient path information for the operation to complete. This is typically due to a path not being defined.

**System action:** The server fails the storage operation.

**User response:** Verify that all applicable paths are defined for the drive. Also verify that the information contained in the paths is correct.

---

**ANR4799I**    **The AUDIT CONTAINER (Orphaned Extent Identification) process started for storage pool *stgpool name* (process ID *process ID*).**

**Explanation:** As the result of an AUDIT CONTAINER command that specified scan action for the storage pool shown, the process whose ID is displayed has begun checking the contents of the storage pool for orphaned extents.

**System action:** The contents of the storage pool will be scanned, and objects not listed in the database as valid extents will be marked as orphaned.

**User response:** None.

---

**ANR4801W**    **The *storage rule name* storage rule did not start any storage processes because the storage rule is not active.**

**Explanation:** The storage rule that is specified is not active and cannot start any storage processes.

**System action:** None.

**User response:** To start the storage rule process, issue the UPDATE STGRULE command and specify the ACTIVE=YES parameter.

---

**ANR4802I**    **Password expiration period for node *node name* has been reset.**

**Explanation:** The node's password expiration period has been reset to the common password expiration period.

**System action:** None.

**User response:** None.

---

**ANR4803I** Password expiration period for administrator *administrator name* has been reset.

**Explanation:** The administrator's password expiration period has been reset to the common password expiration period.

**System action:** None.

**User response:** None.

---

**ANR4804I** Node *node name* already uses the common password expiration period.

**Explanation:** The node's password expiration period is currently set to the common password expiration period.

**System action:** None.

**User response:** None.

---

**ANR4805I** Administrator *administrator name* already uses the common password expiration period.

**Explanation:** The administrator's password expiration period is currently set to the common password expiration period.

**System action:** None.

**User response:** None.

---

**ANR4806I** The *storage rule name* storage rule did not start any storage processes because the source storage pools did not have any objects eligible for tiering.

**Explanation:** The source storage pools do not have any objects eligible for tiering.

**System action:** None.

**User response:** To ensure that the objects are eligible for tiering, issue the UPDATE STGRULE command and specify a lower value for the TIERDELAY parameter.

---

**ANR4807W** The server is unable to reset *administrator name* password expiration period to the common password expiration period.

**Explanation:** The administrator's password expiration period could not be reset to the common password expiration period at this time.

**System action:** None.

**User response:** Attempt to reset the node's password expiration period at a later time.

---



---

**ANR4808W** The password expiration period for all administrators and nodes has been reset to the common password expiration period.

**Explanation:** All administrators not managed by a profile and nodes on this server have had their password expiration period reset to the common password expiration period.

**System action:** None.

**User response:** None.

---

**ANR4809E** Cloud storage pool *cloud storage pool* requires a storage pool directory for backups to local storage.

**Explanation:** Client backups to target cloud storage pools require an attached storage pool directory.

**System action:** None.

**User response:** Define a storage pool directory on the specified cloud storage pool.

---

**ANR4810W** Cloud storage pool *cloud storage pool* does not have a storage pool directory attached.

**Explanation:** The specified cloud storage pool does not have a storage pool directory attached. Subsequent backups to this cloud storage pool will fail until you define a storage pool directory for this pool.

**System action:** None.

**User response:** Define a storage pool directory on the specified cloud storage pool.

---

**ANR4811I** The preview of the storage pool *storage pool name* encryption is complete. Data extents to be encrypted: *encrypted\_data\_extents*. Amount to be encrypted: *amount encrypted*.

**Explanation:** The storage pool encryption process is complete in preview mode. The following list describes the information in the message:

- Data extents to be encrypted: indicates the number of data extents to be encrypted.
  - Amount to be encrypted: indicates the number of bytes to be encrypted.
- 

**ANR4812W** The storage pool encryption process for *storage\_pool\_name* is complete. Some data extents might not be encrypted. Encrypted data extents: *encrypted\_data\_extents* of data extents to encrypt. Failed data extents: *data extents failed*. Skipped data extents: *data extents skipped*. Amount of encrypted data:

*amount encrypted of amount to encrypt.*  
**Amount of failed data:** *amount failed.*  
**Amount of skipped data:** *amount skipped.*  
**Elapsed time:** *elapsed time.*

**Explanation:** The storage pool encryption process is complete, but some data extents might have been skipped. The following list describes the information in the message:

- Encrypted data extents: indicates the number of data extents that were successfully encrypted.
- Failed data extents: indicates the number of data extents that failed to be encrypted.
- Skipped data extents: indicates the number of data extents that were skipped.
- Amount of encrypted data: indicates the number of bytes that were successfully encrypted.
- Amount of failed data: indicates the number of bytes that failed to be encrypted.
- Amount of skipped data: indicates the number of bytes that were skipped.
- Elapsed time: indicates how long the process ran.

**User response:** Issue the ENCRYPT STGPPOOL command again to ensure that all data extents are encrypted.

---

**ANR4813I** The storage pool encryption process for *storage\_pool\_name* is complete. Encrypted data extents: *encrypted\_data\_extents* of data extents to encrypt. Failed data extents: *data\_extents failed*. Skipped data extents: *data\_extents skipped*. Amount of encrypted data: *amount encrypted of amount to encrypt*. Amount of failed data: *amount failed*. Amount of skipped data: *amount skipped*. Elapsed time: *elapsed time*.

**Explanation:** The storage pool encryption process is complete. The following list describes the information in the message:

- Encrypted data extents: indicates the number of data extents that were successfully encrypted.
- Failed Data extents: indicates the number of data extents that failed to be encrypted.
- Skipped data extents: indicates the number of extents that were skipped.
- Amount of encrypted data: indicates the number of bytes that were successfully encrypted.
- Amount of failed data: indicates the number of bytes that failed to be encrypted.
- Amount of skipped data: indicates the number of bytes that were skipped.
- Elapsed time: indicates how long the process ran.

---

**ANR4817E** Command *Command*: Administrator *admin* is not allowed to issue this command while the system date is suspect. Correct the system date or use the ACCEPT DATE command to establish the current date as valid.

**Explanation:** The server has noted that the current system date is suspect. An admin client session may issue the ACCEPT DATE command to establish the current date as valid. No other commands are allowed until the system date is corrected or the current date is established as valid.

**System action:** The server will fail the command.

**User response:** If the current system date is not valid, reset the date. Otherwise, use the ACCEPT DATE command to establish the current date as valid on the server. Reissue the command.

Accepting an invalid date can cause any of the following problems:

- Premature deletion of data
- Excessive retention of data
- Scheduling problems
- Event record problems
- Password expiration problems

---

**ANR4818E** The text cannot be formatted and written to the server console. The text is *text*. Try setting a wider screen width.

**Explanation:** For the server command issued, the server is unable to format and write output in table format to the server console. The line width of some text of the output exceeds the size of the window.

**System action:** The server will not write the output to the console. The server continues operation.

**User response:** Increase the width of your window and try the command again.

---

**ANR4819E** Session *session number* for node *node name* is not authorized to a table of contents session.

**Explanation:** A client attempted to work with a table of contents (TOC) session, but the node lacks proper authorization. The server will not perform the request.

**System action:** The server will not perform the request.

**User response:** Complete the work using a node with proper authorization.

---

---

**ANR4820E** *Command* **The creation date and creation time are both required to be specified.**

**Explanation:** The server-free process did not complete due to the target being unreachable.

**System action:** The server will fail the command.

**User response:** Reissue the command, specifying both creation date and creation time, or neither of them.

---

**ANR4821E** *Command:* **The creation date - date, is not valid**

**Explanation:** The specified command has been issued with an invalid creation date.

**System action:** Server operation continues, but the command is not processed.

**User response:** Issue the command with a valid creation date.

---

**ANR4822E** *Command:* **The creation time date is not valid.**

**Explanation:** The specified command has been issued with an invalid creation time.

**System action:** Server operation continues, but the command is not processed.

**User response:** Issue the command with a valid creation time.

---

**ANR4823E** **The loading or reading of a table of contents for node *node name*, file space *file space name* failed because sufficient memory is not available.**

**Explanation:** The server ends a table of contents (TOC) loading or reading for the specified node and file space because sufficient memory is not available on the server.

**System action:** The TOC loading or reading is ended and server operation continues.

**User response:** See the documentation for the operating system about how to increase memory for an application.

---

**ANR4824E** **The loading or reading of a table of contents for node *node name*, file space *file space name* failed because of a lock conflict.**

**Explanation:** The server ends a table of contents (TOC) loading or reading for the specified node and file space because the requested resource is already in use by another process.

**System action:** The TOC loading or reading is ended and server operation continues.

**User response:** Try the operation again at a later time.

---

**ANR4826E** **The object for the table of contents is not found in the server for node *node name*, file space *file space name*.**

**Explanation:** The server ends a table of contents (TOC) loading or reading for the object in the specified node and file space, because the server cannot find the object for the TOC.

**System action:** The TOC loading or reading is ended and server operation continues. The TOC object could be deleted from the server during server expiration or volume deletion operation.

**User response:** Make sure a correct TOC object is specified.

---

**ANR4827E** **The loading of a table of contents for node *node name*, file space *file space name* failed because a thread resource not available.**

**Explanation:** The server ends a table of contents (TOC) loading for the specified node and file space because sufficient memory is not available for starting additional processes on the server.

**System action:** The TOC loading is ended and server operation continues.

**User response:** See the documentation for the operating system about how to increase memory for an application.

---

**ANR4828E** **The loading or reading of a table of contents for node *node name*, file space *file space name* failed because an internal server error was detected.**

**Explanation:** The server ends a table of contents (TOC) loading or reading for the specified node and file space because an internal logic error is detected.

**System action:** The TOC loading or reading is ended and server operation continues.

**User response:** Examine the server messages issued prior to this message to determine the source of the error. Issue the QUERY ACTLOG command to view the activity log and search for messages. If the error cannot be isolated and resolved, contact your service representative.

---

**ANR4829E** **The loading or reading of a table of contents for node *node name*, file space *file space name* failed. The transaction is stopped.**

**Explanation:** An error was detected during transaction commit. This message should be preceded by other

messages that give additional information about the failed transaction.

**System action:** The table of contents (TOC) loading or reading is ended and server operation continues.

**User response:** Check for additional messages and eliminate the condition that caused the failed transaction. If the error cannot be isolated and resolved, contact your service representative.

**ANR4830E** The loading or reading of a table of contents for node *node name*, file space *file space name* failed. Insufficient mount points are available to satisfy the request.

**Explanation:** The server was unable to allocate sufficient mount points to read the table of contents (TOC).

**System action:** The TOC loading or reading is ended and server operation continues.

**User response:** If necessary, make more mount points available.

**ANR4831E** The loading or reading of a Table of Contents for node *node name*, file space *file space name* failed. The input volume is already in use.

**Explanation:** During the TOC loading or reading operation, the requested input volume is already in use by another process.

**System action:** The TOC loading or reading is ended and server operation continues.

**User response:** Try the operation again at a later time.

**ANR4832E** The loading or reading of a table of contents for node *node name*, file space *file space name* failed. The required volume was not mounted.

**Explanation:** During the table of contents (TOC) loading or reading operation, a required volume cannot be mounted. The mount request may have been canceled.

**System action:** The TOC loading or reading is ended and server operation continues.

**User response:** Try the TOC loading or reading again and make sure the necessary volumes are accessible.

**ANR4833W** The loading or reading of a table of contents for node *node name*, file space *file space name* failed. The file was deleted from server storage.

**Explanation:** During the table of contents (TOC) loading or reading operation the file has been deleted

from server storage by another process before the loading or reading is complete.

**System action:** The TOC loading or reading is ended and server operation continues.

**User response:** Contact your administrator to find out if DELETE FILESPACE, DELETE VOLUME, or inventory expiration processes are running; these processes can delete files in server storage during TOC loading or reading.

**ANR4834E** The loading or reading of a table of contents for node *node name*, file space *file space name* failed. The data transfer is interrupted.

**Explanation:** The server ends a table of contents (TOC) loading or reading for the specified node and file space because data transfer to or from data storage was interrupted by an external event.

**System action:** The TOC reading is ended and server operation continues.

**User response:** Examine the messages issued prior to this message to determine why the data transfer was interrupted. Attempt the operation again if the problem can be resolved.

**ANR4835E** The reading of a table of contents for node *node name*, file space *file space name* failed. A data integrity error was detected.

**Explanation:** The server stops reading a table of contents (TOC) for the specified node and file space because a data integrity has been encountered on the server.

**System action:** The TOC reading is ended and server operation continues.

**User response:** Examine the messages issued prior to this message and contact your service representative.

**ANR4836E** The reading of a table of contents for node *node name*, file space *file space name* failed. There was an error in reading from a device.

**Explanation:** The server ends a table of contents (TOC) reading for the specified node and file space because an I/O error has been encountered by the server in reading from a device.

**System action:** The TOC reading is ended and server operation continues.

**User response:** Examine the messages issued prior to this message that specify the device that is failing. The server may need to be shut down with a HALT command to correct the hardware problem.

---

**ANR4837I**    The loading for the table of contents for node *node name*, file space *file space name* started.

**Explanation:** The loading for the table of contents (TOC) in the specified node and file space has been started.

**System action:** The server operation continues.

**User response:** None.

---

**ANR4838I**    The loading for the table of contents for node *node name*, file space *file space name* was successful: total entries loaded *number of entries*.

**Explanation:** The loading for the table of contents (TOC) in the specified node and file space has been successfully finished.

**System action:** The server operation continues.

**User response:** None.

---

**ANR4839E**    The loading for the table of contents for node *node name*, file space *file space name* failed. See previous messages.

**Explanation:** The loading for the table of contents (TOC) in the specified node and file space has failed.

**System action:** The TOC loading is ended and the server operation continues.

**User response:** Examine the messages issued prior to this message to determine the source of the problem.

---

**ANR4840I**    The loading for the table of contents for node *node name*, file space *file space name* was cancelled.

**Explanation:** The loading for the table of contents (TOC) in the specified node and file space has been cancelled by the user.

**System action:** The TOC loading is ended and the server operation continues.

**User response:** None.

---

**ANR4841E**    The loading for the table of contents for node *node name*, file space *file space name* failed. An invalid object type detected.

**Explanation:** The loading for the table of contents (TOC) in the specified node and file space failed because the object type given is different than the one in the server database.

**System action:** The TOC loading is ended and the server operation continues.

**User response:** Re-try the Table of Contents loading, specifying a valid object type.

---



---

**ANR4842E**    The loading of a table of contents for node *node name* failed. The file space name was not found.

**Explanation:** The server ends a table of contents (TOC) loading for the specified node because the server could not find the file space name for the TOC object to be loaded.

**System action:** The TOC loading is ended and server operation continues.

**User response:** The file space could be deleted during the TOC loading operation. Issue QUERY FILESPACE command to verify if the file space is deleted. Make sure the correct file space name is specified. You can issue a QUERY FILESPACE to ensure that the file space exists. Re-issue the request with the correct file space name.

---

**ANR4843I**    Command: **Displayed** *number of objects* objects, *number of errors* errors were encountered.

**Explanation:** QUERY TOC has completed. The number of objects displayed and the error count are displayed.

**System action:** The QUERY TOC command ends and server operation continues.

**User response:** If the error count is not equal to 0, examine the object name displayed. The error count represents the number of objects that have their names displayed as '...'. This is because the conversion from a UTF-8 to a local code page for the file name failed. If this is the case, re-issue the QUERY TOC command with FORMAT=DETAILED. The object name will be displayed in a hexadecimal format when the FORMAT=DETAILED is specified. The file may contain an invalid character and may need to be renamed. A new backup copy has to be made for the renamed file so that the file can be displayed correctly and restored later.

---

**ANR4844I**    Command: **The specified table of contents for node** *node name*, file space *file space name* **contains no entries.**

**Explanation:** The specified table of contents (TOC) exists, but it is empty. No entries are displayed.

**System action:** Server operation continues.

**User response:** None.

---

**ANR4845E**    The writing of the of the table of contents for node *node name*, file space *file space name* failed: a directory path exceeds *max characters* bytes in length. File: *lowLevel name*, NDMP Node ID: *node id*, NDMP Parent Node ID: *Parent id*.

**Explanation:** During a backup of a NAS filesystem,



the server received a file history record from the NAS device with a directory path length which exceeded the maximum length supported by IBM Spectrum Protect. The server is unable to create a TOC for a NAS filesystem which contains directory that is longer than 1024 bytes. If the TOC parameter on the BACKUP NODE command is PREFERRED, the backup continues. If the TOC parameter was YES, the backup fails.

**System action:** The TOC creation is ended and server operation continues.

**User response:** If TOC=YES was specified on the BACKUP NODE command, retry the command with TOC=NO.

---

**ANR4846E** *Operation* **process process ID terminated - The server is unable to create a table of contents for node node name, file space file space.**

**Explanation:** While attempting to create a table of contents (TOC) for the specified node and file space in the indicated TOC destination pool, a failure occurred.

**System action:** The operation fails because TOC creation is set to YES.

**User response:** Look for previous messages giving a specific reason for the failure. Take corrective action as appropriate.

---

**ANR4847W** *command* **detected an extent with ID extent id on container cntrname that is marked damaged.**

**Explanation:** The extent is skipped during command processing due to it being damaged.

**System action:** The operation skips the extent and continues processing.

**User response:** Run an audit container on the container.

---

**ANR4848E** *Container* **container name is in a container state state and cannot be audit.**

**Explanation:** You cannot audit a container that is in a pending state. You can audit containers that specify one of the following states: available, unavailable, or readonly.

**System action:** The command fails and server operation continues.

**User response:** Reissue the command with a different, valid container name.

---

**ANR4849I** *The AUDIT COPYCONTAINER command process process id completed:* **delete chunk count damaged chunks deleted.**

**Explanation:** The AUDIT COPYCONTAINER command that specifies the ACTION=REMOVEDAMAGED parameter has completed processing

The following information is displayed:

- The number of damaged chunks deleted.

**System action:** None.

**User response:** None.

---

**ANR4850W** *The repair storage pool process for stgpool name on server this server from stgpool name on server other server is complete. Some extents might not have been repaired. Extents repaired: extents repaired of extents to repair. Extents failed: extents failed. Extents skipped: extents skipped. Amount repaired: amount repaired of amount to repair. Amount failed: amount failed. Amount skipped: amount skipped. Elapsed time: elapsed time.*

**Explanation:** The repair storage pool repair process is complete, but some extents might have been skipped due to if the volume was unavailable. The following list describes the information in the message:

- Extents repaired: indicates the number of extents that were successfully repaired.
- Extents failed: indicates the number of extents that failed to be repaired.
- Extents skipped: indicates the number of extents that were skipped.
- Amount repaired: indicates the number of bytes that were successfully repaired.
- Amount failed: indicates the number of bytes that failed to be repaired.
- Amount skipped: indicates the number of bytes that were skipped.
- Elapsed time: indicates how long the process ran.

**User response:** Issue the REPAIR STGPPOOL command again to ensure that all data extents are repaired.

---

**ANR4851W** *The preview of repair storage pool stgpool name on server this server from stgpool name on server other server is complete. Some extents might not have been identified as needing repair. Extents to be repaired: extents repaired. Amount to be repaired: amount repaired.*

**Explanation:** The repair storage pool repair process is complete in preview mode, but some extents might have been skipped due to if the volume was

unavailable. The following list describes the information in the message:

- Extents to be repaired: indicates the number of extents to be repaired.
- Amount to be repaired: indicates the number of bytes to be repaired.

---

**ANR4852W** *command detected damaged extents on container cntr name.*

**Explanation:** The damaged extents are skipped during command processing.

**System action:** The operation skips the damaged extents and continues processing.

**User response:** To analyze damaged extents, issue the QUERY DAMAGED command for the specified container.

---

**ANR4855I** *Command command subcommand is no longer supported and there is no direct replacement for this capability.*

**Explanation:** The functions that were provided by this command are no longer necessary.

**System action:** System operation continues.

**User response:** Review information about product changes in the product information: (<http://www.ibm.com/support/knowledgecenter/SSEQVQ/>).

---

**ANR4856I** *Command command subcommand is no longer supported. The following commands provide similar functions: newcommand. See the IBM Knowledge Center for details on commands, or issue HELP command for the replacement commands.*

**Explanation:** The functions formerly provided by this command are now provided by one or more new commands

**System action:** System operation continues.

**User response:** Review information about product changes in the product information: (<http://www.ibm.com/support/knowledgecenter/SSEQVQ/>).

---

**ANR4857I** *Command command subcommand is no longer supported. The following options provide similar functions: newoptions. See the IBM Knowledge Center for details on the options or issue the HELP command for the replacement options.*

**Explanation:** The functions formerly provided by this command are now provided by one or more new options

**System action:** System operation continues.

**User response:** Review information about product changes in the product information: (<http://www.ibm.com/support/knowledgecenter/SSEQVQ/>).

---

**ANR4858I** *Option option name is no longer supported and there is no direct replacement for this capability.*

**Explanation:** The functions formerly provided by this option are no longer necessary

**System action:** System operation continues.

**User response:** Review information about product changes in the product information: (<http://www.ibm.com/support/knowledgecenter/SSEQVQ/>).

---

**ANR4859I** *Parameter parameter name on the command command name is no longer supported.*

**Explanation:** The function that was provided by this parameter is no longer necessary

**System action:** System operation continues.

**User response:** Review information about product changes in the product information: (<http://www.ibm.com/support/knowledgecenter/SSEQVQ/>).

---

**ANR4860W** *The correct value of ARCHRETENTION for domain domain name will not be sent to the managed servers. Please upgrade the managed servers to be at least the same level as that of the configuration manager.*

**Explanation:** The configuration manager has an ARCHRETENTION value that is greater than the managed server can manage. This is because the managed server is at a lower level than the configuration manager. The value of the ARCHRETENTION for the indicated domain is set to the maximum value that the managed server can process.

**System action:** The server operation continues.

**User response:** To correctly send the value of the ARCHRETENTION to the managed servers, please upgrade the managed servers to at least the same level as that of the configuration manager.

---

**ANR4861W** *The correct value of RETVER for the archive copy group domain name policy set name mgmt class name cg name will not be sent to the managed servers. Upgrade the managed servers to at least the same*

level as that of the configuration manager.

**Explanation:** The configuration manager has a RETVER value that is greater than what the managed server can process. This is because the managed server is at a lower level than the configuration manager. The value of the RETVER for the indicated copy group is set to NOLIMIT in the managed server.

**System action:** The server operation continues.

**User response:** To correctly send the value of RETVER for the copy group to the managed servers, please upgrade the managed servers to at least the same level as that of the configuration manager.

**ANR4862W** The value of the ACTIVEDESTINATION parameter for domain *domain name* will not be sent to the managed server *server name* because the release level of the managed server is earlier than the release level of the configuration manager.

**Explanation:** The configuration manager has a value for the ACTIVEDESTINATION parameter that contains active-data storage pool names that cannot be managed by the managed server. The problem is that the release level of the managed server is earlier than release level of the configuration manager.

**System action:** The server operation continues.

**User response:** Upgrade the managed server to the same release level or later than that of the configuration manager.

**ANR4863W** The value of the ACTIVEDESTINATION parameter for domain *domain name* that was received from the configuration manager will not be used on the managed server.

**Explanation:** The received value of the ACTIVEDESTINATION parameter contains active-data storage pool IDs that cannot be managed by the managed server. The problem is that the release level of the configuration manager is earlier than the release level of the managed server.

**System action:** The server operation continues.

**User response:** Upgrade the configuration manager to the same release level or later than that of the managed server.

**ANR4864E** The *module name* support module was not loaded.

**Explanation:** The indicated support module was not loaded.

**System action:** The server cannot perform functions that require this module.

**User response:** Restart the IBM Spectrum Protect server and retry the operation. If the support module does not load, contact your service representative.

**ANR4865W** The server name has been changed. Windows clients that use "passwordaccess generate" may be unable to authenticate with the server.

**Explanation:** After the name of an IBM Spectrum Protect server is changed, the generated password on Windows backup-archive clients is not usable. The password is generated on backup-archive clients that use "passwordaccess generate". The generated password is not usable because the generated password is stored in the Windows registry in a key that contains the server name, such as the following:  
HKLM\SOFTWARE\IBM\ADSM\CurrentVersion\BackupClient\Nodes\<NODENAME>\<SERVERNAME>\Password  
If the backup-archive client is not able to authenticate with the IBM Spectrum Protect server then scheduled operations for that client will not run.

**System action:** Until the password is reset, the Windows backup-archive clients that use "passwordaccess generate" are unable to authenticate with the IBM Spectrum Protect server.

**User response:** Either change the IBM Spectrum Protect server name back to the original name, or reset the password on the server using the UPDATE NODE command to a known password and then use dsm, dsmd, or dsmdutil to manually set the password on all Windows backup-archive clients that use "passwordaccess generate".

**ANR4866I** Node *node name* is not a member of a domain that is configured to use active data pool *active data pool name*.

**Explanation:** The primary storage pool to which the client node will write data is capable of using an active data pool. However the client node is not a member of a domain that is authorized to write to the active data pool.

**System action:** Data from the node is not written to the active data pool.

**User response:** If the client node data must be written to an active data pool, move the client node to a domain that is authorized for this action or update the current domain for active data pool processing.

---

**ANR4867I** Session *session number* for node *node name (client platform)* terminated - session retry failed.

**Explanation:** The specified client session is ended by the server because a previous error has been detected on the server. Retry attempts were not able to resume the session.

**System action:** The session is ended and server operation continues.

**User response:** If the session is a proxied LAN-Free session for a storage agent, this error might be the result of a mount point or volume preemption on the storage agent. Review the messages logged by the storage agent to determine if a storage agent action caused the error. Review the messages logged by this session to determine alternate causes.

---

**ANR4868I** Canceling the Database Backup session *session number* for node *node name* is not allowed.

**Explanation:** The server cannot cancel the session that is specified in the CANCEL SESSION command.

**System action:** Server operations continue.

**User response:** Database Backup sessions cannot be cancelled with the CANCEL SESSION command. Issue the CANCEL PROCESS command to terminate the Database Backup operation.

---

**ANR4869I** The server credentials cannot be authenticated for server *server name* because the server is not at a required level for authentication with the PING SERVER command.

**Explanation:** For password authentication purposes, the server must be at the current level.

**System action:** Server operation continues.

**User response:** No action is required. To ensure that the PING SERVER command can verify server credentials, upgrade a remote V6.3 server to V6.3.5 or later, or a remote V7.1 server to V7.1.1 or later. Remote servers at earlier levels accept the PING SERVER command without verifying credentials.

---

**ANR4870W** Audit command: Storage pool *storage pool name*, specified as a Table of Contents (TOC) destination for copy group *copy group name* in management class *management class name*, policy set *set name*, domain *domain name*, does not exist.

**Explanation:** A database audit process finds a storage pool specified for the Table of Contents (TOC) destination of the specified copy group that is not defined in the server database. If this copy group is

used in an active policy set, then the NDMP backup with a TOC creation operation may fail when attempting to put TOC entries in the destination.

**System action:** Audit processing continues.

**User response:** After the audit command completes, use the DEFINE STGPOOL command to define the missing storage pool, or the UPDATE COPYGROUP command to update the copy group to refer to an existing storage pool.

---

**ANR4871I** Collocation group *collocation group name* defined.

**Explanation:** A DEFINE COLLOGROUP command has created the collocation group indicated.

**System action:** None.

**User response:** None.

---

**ANR4872E** Command: Invalid collocation group name - *collocation group name*.

**Explanation:** Server processing for the command *command* fails because the collocation group name *collocation group name* specified does not contain valid characters or contains too many characters.

**System action:** Database changes for the command are rolled back and server operation continues. The command is not successful in changing the server database.

**User response:** Issue the command again and specify a collocation group name that conforms to the name requirements.

---

**ANR4873E** Command: Collocation group description exceeds maximum length of *length limit* characters.

**Explanation:** Server processing for the command *command* fails because the collocation group description specified is longer than the *length limit* number of characters allowed.

**System action:** Database changes for the command are rolled back and server operation continues. The command is not successful in changing the server database.

**User response:** Issue the command again and specify a shorter collocation group description.

---

**ANR4874I** Collocation group *collocation group name* updated.

**Explanation:** In response to the UPDATE COLLOGROUP command, the collocation group *collocation group name* has been updated in the server database.

**System action:** Server operation continues.

**User response:** None.

---

**ANR4875I** Collocation group *collocation group name* deleted.

**Explanation:** In response to the DELETE COLLOCGROUP command, the collocation group *collocation group name* has been deleted from the server database.

**System action:** Server operation continues.

**User response:** None.

---

**ANR4876W** Command: Node *node name* cannot be processed because it is not registered.

**Explanation:** This command cannot be processed for the indicated node. The node is not registered. The other nodes can be processed if specified by the command.

**System action:** The indicated node is not processed, but other nodes can be processed if specified by this command.

**User response:** If the node name was entered incorrectly, issue the command again with the correct node name.

---

**ANR4877E** Command: Collocation group *collocation group name* is not defined.

**Explanation:** Server processing for the command *command* fails because the collocation group name *collocation group name* specified does not refer to a defined collocation group in the server database.

**System action:** Database changes for the command are rolled back and server operation continues. The command is not successful in changing the server database.

**User response:** Issue the command again, specifying a collocation group name that is defined in the server database. For a list of the names of defined collocation groups in the server database, issue the QUERY COLLOCGROUP command.

---

**ANR4878I** Command: number of nodes **members defined in the collocation group** *collocation group name*.

**Explanation:** A DEFINE COLLOCMEMBER command has created the specified number of members in the indicated collocation group.

**System action:** None.

**User response:** None.

---

**ANR4879I** Command: number of nodes **members deleted from collocation group** *collocation group name*.

**Explanation:** A DELETE COLLOCMEMBER command has deleted the specified number of members from the indicated collocation group.

**System action:** None.

**User response:** None.

---

**ANR4880I** Node *node name* **disassociated from collocation group** *collocation group name*.

**Explanation:** This message is displayed in response to the DELETE COLLOCMEMBER command. Node *node name* is no longer associated with the collocation group name *collocation group name*.

**System action:** Server operation continues.

**User response:** None.

---

**ANR4881E** Command: Collocation group *collocation group name* **is already defined**.

**Explanation:** Server processing for the command *command* fails because the collocation group name *collocation group name* specified refers to a collocation group that is already defined in the server database.

**System action:** Database changes for the command are rolled back and server operation continues. The command is not successful in changing the server database.

**User response:** Issue the command again, specifying a collocation group name that is not defined in the server database. For a list of the names of defined collocation groups in the server database, issue the QUERY COLLOCGROUP command.

---

**ANR4882E** Command: Collocation group *collocation group name* **still contains at least one node**.

**Explanation:** Server processing for the delete command *command* fails because the collocation group *collocation group name* specified refers to a collocation group that still contains at least one node. A collocation group cannot be deleted if one or more client nodes are still assigned to the collocation group.

**System action:** Database changes for the command are rolled back and server operation continues. The command is not successful in changing the server database.

**User response:** To remove remaining nodes from the collocation group, issue the DELETE COLLOCMEMBER command. After all nodes are removed, issue the delete command again.

---

**ANR4883I** Node *node name* associated to collocation group *collocation group name*.

**Explanation:** This message is displayed in response to the DEFINE COLLOCMEMBER command. Node *node name* is associated with the collocation group name *collocation group name*.

**System action:** Server operation continues.

**User response:** None.

---

**ANR4884W** Node *node name* already associated to collocation group *collocation group name*.

**Explanation:** This message is displayed in response to the DEFINE COLLOCMEMBER command. Node *node name* is already associated with the collocation group name *collocation group name*. The indicated node is not processed. The other nodes can be processed if specified by the command.

**System action:** Server operation continues.

**User response:** If the node name was entered incorrectly, issue the command again with the correct node name.

---

**ANR4885E** Command: Either node name or collocation group name must be specified.

**Explanation:** The indicated command failed because neither node name nor collocation group name is specified or the node name and the collocation group name both are specified.

**System action:** The indicated command fails. The server operation continues.

**User response:** Issue the command again, by specifying either the node name or the collocation group name.

---

**ANR4886I** Audit command (Scan) process started for container *container name* (process ID *process ID*).

**Explanation:** As the result of an AUDIT CONTAINER command that specified scan action for the container shown, the process whose ID is displayed has begun auditing the container.

**System action:** The container is audited and inconsistent data is marked as damaged.

**User response:** None.

---

**ANR4887I** Audit command (Remove Damaged) process started for container *container name* (process ID *process ID*).

**Explanation:** As the result of an AUDIT CONTAINER command that specified delete action for the container

shown, the process whose ID is displayed has begun deleting data files depending on damaged data extents in the container.

**System action:** Data files associated with the damaged data extents in the container are deleted.

**User response:** None.

---

**ANR4888I** Audit command (Remove Damaged) process started for storage pool directory *stgpooldir name* (process ID *process ID*).

**Explanation:** As the result of an AUDIT CONTAINER command that specified delete action for the storage pool directory shown, the process whose ID is displayed has begun deleting data files depending on damaged data extents on the storage pool directory.

**System action:** Data files associated with the damaged data extents on the storage pool directory are deleted.

**User response:** None.

---

**ANR4889I** Audit command (Remove Damaged) process started for storage pool *stgpool name* (process ID *process ID*).

**Explanation:** As the result of an AUDIT CONTAINER command that specified delete action for the storage pool shown, the process whose ID is displayed has begun deleting data files dependent on damaged data extents in the storage pool.

**System action:** Data files associated with the damaged data extents in the storage pool are deleted.

**User response:** None.

---

**ANR4890W** Audit container process terminated for deleteion - process *process ID* canceled.

**Explanation:** During processing of an AUDIT CONTAINER command for the container shown, the process performing the audit was canceled.

**System action:** The AUDIT CONTAINER command is ended.

**User response:** None.

---

**ANR4891I** Audit command process *process\_id* ended for the container *name* container: *inspected\_extents* data extents inspected, *damaged\_extents* data extents marked as damaged, *undamaged\_extents* data extents previously marked as damaged reset to undamaged, and *orphaned\_extents* data extents marked as orphaned.

**Explanation:** The audit of the container generated the following information:

- The number of data extents audited
- The number of damaged data extents

- The number of undamaged data extents that were previously marked as damaged
- For cloud containers, the number of data extents that were present on the cloud service provider but not present in the server database; the audit marked these extents as orphaned

**System action:** None.

**User response:** For directory containers, if you backed up the storage pool data to a target storage pool server by using the PROTECT STGPOOL command, you can repair damaged extents in the directory-container storage pool by using the REPAIR STGPOOL command. If you did not use the PROTECT STGPOOL command to back up the storage pool data, you cannot repair damaged extents in the directory-container storage pool.

To remove damaged extents from directory containers or cloud containers, and to remove orphaned extents from cloud containers, issue the AUDIT CONTAINER command and specify the ACTION=REMOVEDAMAGED parameter.

---

**ANR4892E** *Command: Storage pool directory directory is not defined in storage pool stgpool.*

**Explanation:** A nonexistent storage pool directory is specified for the issued command.

**System action:** The server does not process the command.

**User response:** Reissue the command with a valid storage pool directory. If you are using the MACRO command to define and update the storage pool directory, you must ensure that the DEFINE STGPOOLDIRECTORY command is committed before the UPDATE STGPOOLDIRECTORY command is issued.

---

**ANR4894I** *Audit Container (Mark Damaged) process started for container container name (process ID process ID).*

**Explanation:** As the result of an AUDIT CONTAINER command that specified scan action for the container shown, the process whose ID is displayed has begun auditing the container.

**System action:** The container is audited and inconsistent data is marked as damaged.

**User response:** None.

---

**ANR4895E** *Deduplicated bitfile bitfile id on volume volname has invalid links.*

**Explanation:** While reading a deduplicated bitfile, the server detected invalid deduplication information.

**System action:** If the operation is a server data movement, the inconsistent bitfile is marked invalid

and skipped, but the operation continues. If, however, the operation is a client restore or retrieve, the bitfile is marked as damaged.

**User response:** If the volume is in a primary storage pool, run a RESTORE VOLUME command to fix the invalid bitfile. If the volume is in a copy storage pool, run a DELETE VOLUME DISCARDATA=YES command to delete the volume, then backup the primary storage pool again.

To see what files may have been marked as damaged, use the QUERY CONTENT DAMAGED=YES command.

---

**ANR4896I** *Inventory client file expiration is restarting process process num from startdate.*

**Explanation:** The server is in the process of restarting a previously cancelled expiration process.

**System action:** The server will continue expiring eligible objects.

**User response:** None.

---

**ANR4897I** *Database restore of operation operation ID will use device class device class name and attempt to use number of streams streams.*

**Explanation:** The server restore database process for the operation ID will be performed for the device class and number of streams indicated.

**System action:** The server performs the database restore operation.

**User response:** None.

---

**ANR4898W** *This is a pre-release server\_version IBM Spectrum Protect server (driver driver\_number, build build\_id). It is not supported for commercial or production use.*

**Explanation:** The IBM Spectrum Protect server is running a pre-release program. The program can be used to test or evaluate new features, but it can neither be used for any commercial purpose nor placed into production.

**System action:** No action is taken.

**User response:** If the IBM Spectrum Protect server is being used to evaluate new features, no action is required. If the server will be used in a production environment or for a commercial purpose, contact your IBM sales representative or authorized business partner to obtain a fully-supported, released version.

---

**ANR4899E** The server database was formatted using a pre-release *server\_version* IBM Spectrum Protect server (driver *driver\_number*, build *build\_id*). The server is not supported for commercial or production use.

**Explanation:** The server database was created using an unsupported, pre-release version of the IBM Spectrum Protect server. The server can be used to test or evaluate new features, but it can neither be used for any commercial purpose nor placed into production.

**System action:** No action is taken.

**User response:** If the server is being used to evaluate new features, no action is required. If the server will be used in a production environment or for a commercial purpose, remove the database. Create a new database using a fully-supported, released version.

---

**ANR4900W** EMC Centera Software Development Kit (SDK) libraries failed to load or are missing.

**Explanation:** The libraries are required to ensure that the IBM Spectrum Protect server can operate devices with the defined CENTERA device class.

**System action:** None.

**User response:** Ensure that the EMC Centera SDK is installed on the system and that all libraries and associated links have the read permission.

---

**ANR4901E** The server database has been used with a pre-release *server\_version* IBM Spectrum Protect server (driver *driver\_number*, build *build\_id*). The server is not supported for commercial or production use.

**Explanation:** An unsupported, pre-release version of the IBM Spectrum Protect has been used with this database. The server can be used to test or evaluate new features, but it can neither be used for any commercial purpose nor placed into production.

**System action:** No action is taken.

**User response:** If the server is being used to evaluate new features, no action is required. If the server will be used in a production environment or for a commercial purpose, remove the database. Create a new database using a fully-supported, released version.

---

**ANR4902I** Replication recovery of damaged files attribute set to *value*.

**Explanation:** The setting to control replication recovery of damaged files has been turned on or off as indicated with the SET REPLRECOVERDAMAGED command.

**System action:** If setting the attribute to ON and there are damaged files, the server will evaluate the damaged file inventory. If no damaged files exist in the server inventory, and ON is specified, the attribute will cycle to ON without having to evaluate damaged files. If the setting specifies OFF, the server attribute cycles to OFF immediately.

**User response:** If setting the attribute to ON and there are damaged files, query the activity log for a process description of SET REPLRECOVERDAMAGED. If the process completes successfully the REPLRECOVERDAMAGED setting will be set ON. If the process is canceled or completes unsuccessfully, the attribute remains unchanged.

---

**ANR4903I** Replication recovery of damaged files for node(s) *node list* has been initiated on target replication server *recovery server* via process *ProclD*.

**Explanation:** The replication recovery process has started on the target replication server.

**System action:** A replication recovery process is started on the target replication server.

**User response:** Examine the results of replication recovery process on the target replication server.

---

**ANR4904E** *command*: Replication recovery of damaged files is disabled.

**Explanation:** Replication recovery operations originating from this server are disabled.

**System action:** Processing ends.

**User response:** Use the SET REPLRECOVERDAMAGED ON command to enable the use of replication recovery of damaged files.

---

**ANR4905E** *command*: Replication recovery of damaged files is not supported by target server.

**Explanation:** Replication recovery operations originating from this server are not allowed because the target replication server is downlevel.

**System action:** Processing ends.

**User response:** Upgrade the target replication server to a level that supports replication recovery of damaged files.

---

**ANR4906E** *Command*: The "*parameter*" parameter is not valid for a directory container storage pool.

**Explanation:** The command indicated specifies a parameter that is not valid for a directory container storage pool.



**System action:** The server does not process the command.

**User response:** Reissue the command with parameters appropriate for a directory container storage pool.

**ANR4907W The MAXRUNTIME parameter does not cancel the scheduled command *command*.**

**Explanation:** The administrative schedule that started the command has a maximum run time. The maximum run time is defined by the MAXRUNTIME parameter in the DEFINE or UPDATE SCHEDULE command. You cannot use the MAXRUNTIME value to cancel the specified scheduled command. If the maximum run time is reached the MAXRUNTIME value is ignored and the scheduled command does not automatically cancel.

**System action:** The server operation continues.

**User response:** None.

**ANR4908E Replication recovery of damaged files not able to initiate a replication recovery process on the target replication server. Reason *rc*.**

**Explanation:** The replication recovery process has not started on the target replication server.

**System action:** None.

**User response:** Examine the activity log for communication errors.

**ANR4909I No files found for replication recovery of damaged files.**

**Explanation:** The replication recovery process has not started on the target replication server because no damaged files were found for the nodes specified on the REPLICATE NODE command.

**System action:** None.

**User response:** None.

**ANR4910I A replication recovery preview was completed for the following nodes: *node list*. Nodes to be recovered: *nodes to recover*. Filespaces to be recovered: *filespace to recover*. Files to be recovered: *files to recover*. Bytes to be recovered: *bytes to recover*. Estimated run time: *estimated runtime*.**

**Explanation:** Information is provided about damaged data that can be recovered from a target replication server:

- Nodes to be recovered indicates the number of nodes that require recovery of damaged files.

- Filespaces to be recovered indicates the number of filespaces that require recovery of damaged files.
- Files to be recovered indicates the number of damaged files to be recovered.
- Bytes to be recovered indicates the number of damaged bytes to be recovered.
- Estimated run time is an estimate of how long the recovery process will run.

**System action:** None.

**User response:** No action is required. However, to recover damaged files from a target replication server, you must issue the REPLICATE NODE command again. To replicate the node and recover damaged files, specify RECOVERDAMAGED=YES. To run the command for the sole purpose of recovering damaged files, specify RECOVERDAMAGED=ONLY.

**ANR4911E File name is too long, the server is unable to build a table of contents for node *node name*, file space *file space name*, file name *file name*, node identifier *node id*, parent node identifier *parent node id*. Table of contents creation fails.**

**Explanation:** The file name must be 512 bytes or less. If the size is larger than 512 bytes, the IBM Spectrum Protect server cannot create a table of contents (TOC) for a Network Appliance file server.

**System action:** The TOC creation fails.

**User response:** Rename the file with a shorter name. For more information about the file name or the node identifier, including locating and correcting the file or directory, refer to Network Appliance documentation.

Once the problem has been corrected, try the operation again.

**ANR4912I Database *restore type* byte count.**

**Explanation:** A database restore is in progress.

**System action:** None.

**User response:** None.

**ANR4913E Command: The "*parameter*" parameter is not valid for a cloud container storage pool.**

**Explanation:** The command indicated specifies a parameter that is not valid for a cloud container storage pool.

**System action:** The server does not process the command.

**User response:** Reissue the command with parameters appropriate for a cloud container storage pool.

---

**ANR4914E** *Command: The "parameter" parameter is not valid for a cloud container storage pool.*

**Explanation:** The command indicated specifies a parameter that is not valid for a cloud container storage pool.

**System action:** The server does not process the command.

**User response:** Reissue the command with parameters appropriate for a cloud container storage pool.

---

**ANR4915I** *Audit command process started (process ID process ID).*

**Explanation:** As the result of an AUDIT CONTAINER command the process whose ID is displayed has begun auditing the containers.

**System action:** Container audit processes are started.

**User response:** None.

---

**ANR4916I** *Starting point-in-time database restore snapshot to date date time.*

**Explanation:** A point-in-time database restore with the TODATE parameter and source snapshot specified has begun. When this restore is complete, the database will be committed to the point in time of this backup.

**System action:** None.

**User response:** None.

---

**ANR4917I** *Point-in-time database restore with snapshot complete, restore date date time.*

**Explanation:** A point-in-time database restore with the TODATE parameter specified has completed. The database is committed to the point in time of this backup, which may be different than the TODATE specified. If this is the case, an additional message will be displayed.

**System action:** None.

**User response:** None.

---

**ANR4918W** *The filesystem filesystem name (filesystem id) for node node name will not be included in the backupset backupset name (data type data type) because it was not created by the backup/archive client and cannot be restored from the backupset.*

**Explanation:** Data from the filesystem will not be included in the backupset because the filesystem was not created by the backup/archive client and it cannot be restored from the backupset.

**System action:** The filesystem is skipped.

**User response:** None.

---

**ANR4919W** *The filesystem filesystem name (filesystem id) for node node name will not be included in the backupset backupset name (data type data type) because it is not a supported application type.*

**Explanation:** Data from the filesystem will not be included in the backupset because the filesystem does not belong to a supported application type.

**System action:** The filesystem is skipped.

**User response:** None.

---

**ANR4920E** *Command: Administrator administrator name is not authorized to issue this command for storage pool pool name.*

**Explanation:** The specified administrator has entered the indicated command, but this administrator does not have the proper authority necessary to run the command for the indicated pool. The indicated pool could be the storage pool being migrated or being reclaimed, or the storage pool to which files are migrated or reclaimed.

**System action:** The server does not process the command.

**User response:** Issue the command from a properly authorized administrator ID, or contact the system administrator to have additional authority granted to the current administrator ID.

---

**ANR4921E** *Command: Primary storage pool pool name does not have a target pool.*

**Explanation:** The specified primary storage pool does not have a target storage pool for the specified operation.

**System action:** The server does not process the command.

**User response:** Define a target storage pool for the pool specified on the command and re-issue the command.

---

**ANR4922E** *Command: Migration is currently running for the storage pool pool name.*

**Explanation:** The migration operation is already running for the specified storage pool.

**System action:** The server does not process the command.

**User response:** Re-issue the command when migration is not running.

---

**ANR4923E** *Command: Reclamation is currently running for the storage pool *pool name*.*

**Explanation:** The reclamation operation is already running for the specified storage pool.

**System action:** The server does not process the command.

**User response:** Re-issue the command when reclamation is not running.

---

**ANR4924I** *Command: Migration is not needed for the storage pool *pool name*.*

**Explanation:** Either the current percentage utilization of the specified storage pool is less than the low migration threshold or the number of volumes containing data has not reached the low migration threshold.

**System action:** The server does not process the command.

**User response:** Re-issue the command when migration is needed for the pool.

---

**ANR4925W** *Migration process *process ID* terminated for storage pool *storage pool name* - duration exceeded.*

**Explanation:** During migration for the indicated storage pool, a process performing the migration has been terminated because the migration duration has exceeded.

**System action:** The migration process is terminated.

**User response:** None.

---

**ANR4926W** *Migration terminated for volume *volume name* - duration exceeded.*

**Explanation:** During migration for the indicated volume, the duration for the migration has been exceeded.

**System action:** The volume migration is terminated.

**User response:** None.

---

**ANR4927W** *Reclamation terminated for volume *volume name* - duration exceeded.*

**Explanation:** During reclamation for the indicated volume, the duration for the reclamation has been exceeded.

**System action:** The volume reclamation is terminated.

**User response:** None.

---

**ANR4929E** *Command: The storage pool *pool name* is not a sequential-access pool.*

**Explanation:** The specified storage pool is not a sequential-access storage media for the specified operation. The specified operation only applies to a sequential-access storage media.

**System action:** The server does not process the command.

**User response:** Re-issue the command for a sequential-access storage media.

---

**ANR4930I** *Reclamation process *process ID* started for primary storage pool *storage pool name* automatically or manually, threshold=*threshold value*, duration=*duration*.*

**Explanation:** Because the high reclamation threshold for the storage pool shown has been exceeded, a process has been started to reclaim files from the storage pool. Note: a duration value of None means that the duration is not specified and hence the reclamation runs without duration.

**System action:** Data is moved from this storage pool to the same pool or to the reclaim storage pool.

**User response:** None.

---

**ANR4931I** *Reclamation process *process ID* started for copy storage pool *storage pool name* automatically or manually, threshold=*threshold value*, offsiteRclmLimit=*limit value*, duration=*duration*.*

**Explanation:** Because the high reclamation threshold for the storage pool shown has been exceeded, a process has been started to reclaim files from the storage pool. Note: a duration value of None means that the duration is not specified and hence the reclamation runs without duration.

**System action:** Data is moved from this storage pool to the same pool or to the reclaim storage pool.

**User response:** None.

---

**ANR4932I** *Reclamation process *process ID* ended for storage pool *storage pool name*.*

**Explanation:** A reclamation process for the named storage pool ends. This action can occur because the threshold for the storage pool has been reached or because the duration has been exceeded.

**System action:** None.

**User response:** None.

---

**ANR4933I** Space reclamation ended for offsite volume *volume name*.

**Explanation:** Space reclamation for the named offsite volume is complete.

**System action:** None.

**User response:** None.

---

**ANR4934I** Offsite reclamation ended for storage pool *pool name*, Number Processes *number of processes*, Number Volumes Reclaimed *number of volume reclaimed*, Elapsed Time *seconds* seconds.

**Explanation:** Offsite reclamation ended successfully.

**System action:** None.

**User response:** None.

---

**ANR4935I** The migration of the *primary pool name* primary storage pool is complete. Number of files migrated: *number of migrated files*. Number of bytes migrated: *number of migrated bytes*. Number of deduplicated migrated bytes: *number of migrated dedup bytes*. Number of unreadable files: *number of unreadable files*.

**Explanation:** Migration processing for the specified storage pool ended with the displayed results.

**System action:** None.

**User response:** Examine previous messages to determine whether all migration processes ended successfully.

---

**ANR4936I** The reclamation of the *pool name* storage pool is complete. Number of files reclaimed: *number of reclaimed files*. Number of reclaimed bytes: *number of reclaimed bytes*. Number of reclaimed deduplicated bytes: *number of reclaimed dedup bytes*. Number of reconstructed files: *number of reconstructed files*. Number of unreadable files: *number of unreadable files*.

**Explanation:** Reclamation processing for the specified storage pool ended with the displayed results.

**System action:** None.

**User response:** Examine previous messages to determine whether all reclamation processes ended successfully.

---

**ANR4937E** Command: Reclamation will not run - delete filespace is currently running.

**Explanation:** A delete filespace operation is running. To Avoid the resource contention, reclamation will not run when delete filespace is running.

**System action:** The server does not process the command.

**User response:** Re-issue the command when delete filespace is not running.

---

**ANR4938E** Command: Administrator *administrator name* is not authorized to issue this command for target storage pool *pool name*.

**Explanation:** The specified administrator has entered the indicated command, but this administrator does not have the proper authority necessary to run the command for the indicated pool. The indicated pool is the pool that to which files are migrated or reclaimed.

**System action:** The server does not process the command.

**User response:** Issue the command from a properly authorized administrator ID, or contact the system administrator to have additional authority granted to the current administrator ID.

---

**ANR4939E** Command: The "option" option is not valid for a DISK storage pool.

**Explanation:** The command indicated specifies an option that is not valid for a DISK storage pool.

**System action:** The server does not process the command.

**User response:** Reissue the command with options appropriate for a DISK storage pool.

---

**ANR4940E** Container *container name* is locked by another operation and cannot be modified.

**Explanation:** While attempting to modify the specified container, the IBM Spectrum Protect was unable to obtain the locks necessary to change it.

**System action:** The operation fails. Server operation continues.

**User response:** Wait for conflicting processes and sessions are reduced, and re-issue the command.

---

**ANR4941E** The server is unable to translate the Unicode name while building table of contents for node *node name*, file space *file space name*, Unicode name *unicode name* node identifier *node id*, parent node identifier *parent node id*. Table of

**contents creation fails.**

**Explanation:** While creating a table of contents (TOC) for a Network Appliance file server, the IBM Spectrum Protect server attempted to translate the Unicode name in the file history message from UCS-2 to UTF-8. The translation failed.

**System action:** The TOC creation fails.

**User response:** Verify that the required support for translations between UCS-2 and UTF-8 is properly installed and configured on the system where the IBM Spectrum Protect is running.

Verify that the reported Unicode name is valid. Note that the Unicode name is encoded in little-endian UCS-2 and is reported in hexadecimal notation. If the Unicode name is not valid, the problem may usually be corrected by deleting or renaming the corresponding file or directory on the Network Appliance file server. The node identifier and parent node identifier are provided by the Network Appliance NDMP server. Their values are NDMP-server implementation dependent but will typically be the inode number of the file or directory. For more information about the Unicode name or the node identifiers, including using them to locate and correct the invalid file or directory, contact Network Appliance for support.

If possible, configure the Network Appliance file server to always encode file and directory names as UTF-8.

Once the problem has been corrected, try the operation again.

---

**ANR4942E** *Command: Volume **volume name** is not defined. The file name does not exist or has no space.*

**Explanation:** A define volume command was issued for the indicated volume name. The volume name was specified without the FORMATSIZ parameter, but it either does not exist or exists as a file of size 0.

**System action:** The volume definition fails.

**User response:** Use the FORMATSIZ parameter to have the server pre-allocate space for the new volume.

---

**ANR4943E** *Command: Volumes cannot be deleted from RECLAMATIONTYPE=SNAPLOCK storage pools.*

**Explanation:** Deleting volumes from RECLAMATIONTYPE=SNAPLOCK storage pools is not allowed. Rather, deletion of empty volumes occurs automatically during reclamation processing.

**System action:** The operation fails.

**User response:** Allow deletion of empty volumes to be done automatically during reclamation processing.

---

**ANR4944E** *Command: Volumes cannot be defined in RECLAMATIONTYPE=SNAPLOCK storage pools.*

**Explanation:** Defining volumes on RECLAMATIONTYPE=SNAPLOCK storage pools is not allowed. Rather, the MAXSCRATCH parameter on the DEFINE and UPDATE STGPOOL commands is used to make storage pool space available for these storage pools.

**System action:** The operation fails.

**User response:** Use the MAXSCRATCH parameter on the DEFINE and UPDATE STGPOOL commands to create space in the storage pool.

---

**ANR4945E** *Command: Error creating volume **volume name**: FORMATSIZ exceeded the maximum size allowed.*

**Explanation:** When you define a volume, the server detects whether the format size of the volume exceeds the maximum size allowed.

**System action:** The operation fails.

**User response:** Reissue the DEFINE VOLUME command and specify the FORMATSIZ parameter with a value of 8388607 MB or less.

---

**ANR4946W** *The character encoding of NDMP file history messages for node **node name**, file system **file system name** is unknown. The IBM Spectrum Protect server will use the UTF-8 encoding to build a table of contents.*

**Explanation:** While initializing a backup with a table of contents (TOC) for the specified node and file system, the IBM Spectrum Protect server determines that the character encoding of file history information from the NAS file server is unknown. The IBM Spectrum Protect server will assume file history information is encoded as UTF-8 in order to build a TOC.

If the character encoding is not UTF-8 and non-English characters are present, the names will be improperly displayed and probably unreadable, making recovery difficult.

**System action:** The operation continues.

**User response:** Verify that the encoding of file history information is UTF-8. For Network Appliance NAS file servers, verify that the volume language for the specified node and file space is UTF-8, or a subset of UTF-8 (for example 7-bit ASCII).

---

**ANR4947E** Container *container name* is locked by another operation and cannot be moved.

**Explanation:** While attempting to move the specified container, the IBM Spectrum Protect was unable to obtain the locks necessary to move it.

**System action:** The operation fails. Server operation continues.

**User response:** Wait for conflicting processes and sessions are reduced, and re-issue the command.

---

**ANR4948E** The list file named *list file name* contains more than *max entry count* entries.

**Explanation:** While reading a list file, the server detects that the number of entries exceeds the maximum allowed.

**System action:** The operation fails.

**User response:** Consider breaking up the operation into multiple commands, each handling a subset of the required entries.

---

**ANR4949E** The server is unable to write to table *table name* because there is not enough temporary space in the database. Table of contents operation for node *node name*, file space *file space name* fails.

**Explanation:** While operating on a table of contents (TOC), the server attempted to insert data into the specified temporary database table, but there is not enough temporary space in the server's database.

**System action:** The TOC operation fails.

**User response:** Ensure that sufficient temporary space is available in the server's database.

---

**ANR4950E** The server is unable to retrieve NDMP file history information while building table of contents for node *node name*, file space *file space name*. NDMP node ID is *NDMP node ID*. Table of contents creation fails.

**Explanation:** While creating a table of contents (TOC), the server attempted to retrieve information contained in a previous NDMP file history message. The information was not found. This could be caused by a problem with the NAS file server that is sending file history messages. The NDMP node ID reported in the message is the node ID referenced in the current NDMP file history message.

**System action:** The TOC creation fails.

**User response:** Verify that the NDMP server is properly sending file history information. Otherwise, contact your service representative.

---

**ANR4951E** The writing of a table of contents for node *node name*, file space *file space name* failed. The object is excluded from storage pool *pool name* and all successor pools because of its size.

**Explanation:** The server ends a table of contents (TOC) creation for the specified node. The size of the TOC is larger than that allowed in the storage pool specified by the TOC destination attribute of the assigned management class backup copy group. No successor storage pools to the one specified on the copy group can accept the large TOC.

**System action:** The TOC creation is ended and server operation continues.

**User response:** Increase the maximum file size for one or more of the storage pools in the storage hierarchy to accommodate the TOC. An authorized administrator can increase the MAXSIZE parameter by issuing the UPDATE STGPPOOL command.

---

**ANR4952E** The writing of a table of contents for node *node name*, file space *file space name* failed. No space is available in storage pool *pool name* and all successor pools.

**Explanation:** The server ends a table of contents (TOC) creation for the specified node. The storage pool specified by the TOC destination attribute of the backup copy group in the assigned management class does not contain enough free space to hold the TOC. No successor storage pools to the one specified on the copy group contain enough free space.

**System action:** The TOC creation is ended and server operation continues.

**User response:** An authorized administrator can issue the DEFINE VOLUME command to add storage to one or more storage pools in the storage hierarchy. This action may also involve creating storage space by using an operating system-specific utility.

---

**ANR4953E** The writing of a table of contents for node *node name*, file space *file space name* failed. The server encountered an error when writing to the storage device.

**Explanation:** The server ends a table of contents (TOC) creation for the specified node because an I/O error has been encountered by the server in writing to a device.

**System action:** The TOC creation is ended and server operation continues.

**User response:** Query the activity log to find messages preceding this one that specify the failing device. Storage pool volumes can be varied offline (by using the VARY command), or the server may need to be halted to correct the hardware problem. After the problem is corrected, try the operation again.

---

**ANR4954E** The writing of a table of contents for node *node name*, file space *file space name* failed. The data transfer was interrupted.

**Explanation:** The server ends a table of contents (TOC) creation for the specified node because data transfer to or from data storage was interrupted by an external event.

**System action:** The TOC creation is ended and server operation continues.

**User response:** Examine the messages issued prior to this message to determine why the data transfer was interrupted. Attempt the operation again if the problem can be resolved.

---

**ANR4955E** The writing of a table of contents for node *node name*, file space *file space name* failed. The storage media is not available.

**Explanation:** The server ends a table of contents (TOC) creation for the specified node because storage volumes are not available in the storage pools in which the TOC is to be stored.

**System action:** The TOC creation is ended and server operation continues.

**User response:** An authorized administrator can issue the DEFINE VOLUME command to add storage to one or more storage pools in the storage hierarchy. The VARY ONLINE command can be used to vary offline storage volumes online in the storage hierarchy to make them available for TOC storage.

---

**ANR4956E** The writing of a table of contents for node *node name*, file space *file space name* failed. The server does not have sufficient recovery log space.

**Explanation:** The server ends a table of contents (TOC) creation for the specified node because sufficient log space is not available on the server.

**System action:** The TOC creation is ended and server operation continues.

**User response:** To increase the amount of log space that is available to the server, evaluate the directories and file systems that are assigned to the ACTIVELOGDIRECTORY, ARCHIVELOGDIRECTORY, and ARCHFAILOVERLOGDIRECTORY options in the dsmserv.opt file. An out of log space condition might occur because the ACTIVELOGDIRECTORY location is full.

Alternatively, an out of log space condition might occur if there are log files in the ACTIVELOGDIRECTORY location that are no longer active and cannot be archived to the ARCHIVELOGDIRECTORY and ARCHFAILOVERLOGDIRECTORY locations. If

necessary, specify a larger directory for the ARCHIVELOGDIRECTORY or ARCHFAILOVERLOGDIRECTORY options in the dsmserv.opt file and then restart the server.

---

**ANR4957E** The writing of a table of contents for node *node name*, file space *file space name* failed. The server does not have sufficient database space.

**Explanation:** The server ends a table of contents (TOC) creation for the specified node because sufficient database space is not available on the server.

**System action:** The TOC creation is ended and server operation continues.

**User response:** To increase the amount of database space that is available to the server, issue the EXTEND DBSPACE command to add one or more directories to the database.

---

**ANR4958E** The writing of a table of contents for node *node name*, file space *file space name* failed. The server is unable to start a new thread.

**Explanation:** The server ends a table of contents (TOC) creation for the specified node because sufficient memory is not available for starting additional processes on the server.

**System action:** The TOC creation is ended and server operation continues.

**User response:** See the documentation for the operating system about how to increase memory for an application.

---

**ANR4959E** The writing of a table of contents for node *node name*, file space *file space name* failed. The server does not have sufficient memory.

**Explanation:** The server ends a table of contents (TOC) creation for the specified node because sufficient memory is not available on the server.

**System action:** The TOC creation is ended and server operation continues.

**User response:** See the documentation for the operating system about how to increase memory for an application.

---

**ANR4960E** The writing of a table of contents for node *node name*, file space *file space name* failed. The server detected an internal error.

**Explanation:** The server ends a table of contents (TOC) creation for the specified node because an internal logic error is detected.

**System action:** The TOC creation is ended and server operation continues.

**User response:** Examine the server messages issued prior to this message to determine the source of the error. Issue the QUERY ACTLOG command to view the activity log and search for messages. If the error cannot be isolated and resolved, contact your service representative.

---

**ANR4961E**    **The writing of a table of contents for node *node name*, file space *file space name* failed. The server could not commit the transaction.**

**Explanation:** An error was detected during transaction commit. This message should be preceded by other messages that give additional information about the failed transaction.

**System action:** The table of contents (TOC) creation is ended and server operation continues.

**User response:** Check for additional messages and eliminate the condition that caused the failed transaction. If the error cannot be isolated and resolved, contact your service representative.

---

**ANR4962E**    **The writing of a table of contents for node *node name*, file space *file space name* failed. The server does not have sufficient mount points available to satisfy the request.**

**Explanation:** The server was unable to allocate sufficient mount points to write the table of contents (TOC).

**System action:** The TOC creation is ended and server operation continues.

**User response:** If necessary, make more mount points available.

---

**ANR4963E**    **The writing of a table of contents for node *node name*, file space *file space name* failed. See previous messages.**

**Explanation:** The server ends a table of contents (TOC) creation for the specified node because a previous error has occurred.

**System action:** The TOC creation is ended and server operation continues.

**User response:** Examine the server messages issued prior to this message to determine the source of the error. Issue the QUERY ACTLOG command to view the activity log and search for messages. If the error cannot be isolated and resolved, contact your service representative.

---

**ANR4964I**    **Space reclamation deleted *number of volumes* WORM FILE volumes for storage pool *storage pool name*.**

**Explanation:** During reclamation for the indicated storage pool, the server deleted the indicated number of empty WORM FILE volumes that have exceeded their retention date.

**System action:** Reclamation and server operations continue.

**User response:** None.

---

**ANR4965E**    ***operation* is ended for storage pool *storage pool name*. Sufficient database space is not available.**

**Explanation:** Insufficient server database space has been encountered during the indicated operation for the indicated storage pool.

**System action:** Either the Migration or Reclamation stops, or the operation specified in the message stops.

**User response:** To increase the amount of database space that is available to the server, issue the EXTEND DBSPACE command to add one or more directories to the database.

---

**ANR4966E**    ***operation* is ended for storage pool *storage pool name*; sufficient recovery log space is not available.**

**Explanation:** Insufficient server recovery log space has been encountered during the indicated operation for the indicated storage pool.

**System action:** Either the Migration or Reclamation stops, or the operation specified in the message stops.

**User response:** To increase the amount of log space that is available to the server, evaluate the directories and file systems that are assigned to the ACTIVELOGDIRECTORY, ARCHIVELOGDIRECTORY, and ARCHFAILOVERLOGDIRECTORY options in the dsmserv.opt file. An out of log space condition might occur because the ACTIVELOGDIRECTORY location is full.

Alternatively, an out of log space condition might occur if there are log files in the ACTIVELOGDIRECTORY location that are no longer active and cannot be archived to the ARCHIVELOGDIRECTORY and ARCHFAILOVERLOGDIRECTORY locations. If necessary, specify a larger directory for the ARCHIVELOGDIRECTORY or ARCHFAILOVERLOGDIRECTORY options in the dsmserv.opt file and then restart the server.



---

**ANR4967W** Expired WORM FILE volume *volume name* still contains valid data; data will not be protected.

**Explanation:** During space reclamation, the server detected the retention of the indicated WORM FILE volume has expired but the volume still contains valid data. The data on the volume will not be protected.

**System action:** Reclamation continues.

**User response:** Examine the server activity logs to find out why the reclamation does not move the valid data to another WORM FILE volume for protection.

---

**ANR4968W** Reclamation failed on WORM FILE volume *volume name*.

**Explanation:** During space reclamation, server failed to move the files from the indicated WORM FILE volume. The files on the volume might not be protected if the reclamation period is exceeded.

**System action:** Reclamation continues on other volumes.

**User response:** Examine the server activity logs to find out why the reclamation does not move the valid data to another WORM FILE volume for protection. To determine when the reclamation period is expired, issue a QUERY VOLUME command for the indicated volume.

---

**ANR4969W** Conversion from the server code page to UTF-8 fails. Verify the installation of the UTF-8 code page and tools for your operating system.

**Explanation:** Converting the command results from the server's code page to UTF-8 fails. Problems with operating system conversion tool or missing code page conversion tool might cause this problem. The server will attempt to recover from the situation. However, the recovery might result in unreadable characters or no output to appear on the web interface or interfaces that use the administrative API. Consult the language support information of the operating system for information on how to install UTF-8 code page, conversion tool support, and ICONV support.

**System action:** The server operation continues without converting the command output from the server's code page to UTF-8.

**User response:** Install the UTF-8 code page support on the operating system. This is normally available by installing the UTF-8 locale for your language.

---

**ANR4970E** Audit command: Missing or incorrect reclamation retention date for WORM FILE volume *volume name*; run AUDIT VOLUME FIX=YES for correction.

**Explanation:** The indicated audit process finds a

WORM FILE storage volume for which the reclamation retention date is missing or incorrect. To fix the missing or incorrect date, issue the AUDIT VOLUME with FIX=YES command for the indicated volume. During AUDIT VOLUME processing, the server will indeed have interface to the Network Appliance filer to obtain the retention date of the SnapLock Log Volume for correction of the missing or incorrect date.

**System action:** Audit processing continues.

**User response:** Issue the AUDIT VOLUME command with FIX=YES, so that the reclamation retention date can be created or corrected.

---

**ANR4971E** Audit command: Missing or incorrect reclamation retention date for WORM FILE volume *volume name*. The reclamation retention date will be created or corrected.

**Explanation:** The indicated audit process finds a WORM FILE storage volume for which the reclamation retention date is missing or incorrect. Since FIX=YES has been specified for the audit command, the date will be created or corrected.

**System action:** Audit processing continues.

**User response:** None.

---

**ANR4972I** Command: Migration is not needed for the storage pool *pool name*.

**Explanation:** Migration is not needed for the specified storage pool because of one of the following reasons:

- The high migration threshold (percentage) is set to 100 to prevent migration.
- If the specified storage pool uses random-access disk or sequential-access disk, the data capacity utilization is less than the low migration threshold.
- If the specified storage pool uses tape or optical media, the ratio of volumes that contain data to the total number of volumes in the storage pool is less than the low migration threshold.

**System action:** The server does not process the command.

**User response:** Re-issue the command when migration is needed for the pool.

---

**ANR4973I** Command: Reclamation is not allowed for the storage pool *pool name*.

**Explanation:** The high reclamation threshold (percentage) is set to 100 to prevent reclamation for the specified storage pool.

**System action:** The server does not process the command.

**User response:** Re-issue the command when migration is needed for the pool.

---

**ANR4974W** The writing of a table of contents for node *node name*, file space *file space name* was cancelled.

**Explanation:** The server ends a table of contents (TOC) creation for the specified node because the process was cancelled.

**System action:** The TOC creation is ended and server operation continues.

**User response:** None.

---

**ANR4975E** No Tcp port available for backup from NAS node to server.

**Explanation:** The server was unable to set up a TCP/IP port for use in backing up or restoring from or to NAS nodes and the server. The server uses a range of ports as defined by the NDMPPORTRANGE option. If none of these ports can be set up for use, backups or restores from or to NAS nodes and server native storage pools will fail. If the NDMPPORTRANGE option is not specified, the server uses ephemeral ports ( ports that the operating system assigns from a dynamic pool ). If the system runs out of usable ports, operations to or from NAS nodes and server native storage pools will fail.

**System action:** The specific operation is ended and server operation continues.

**User response:** Operating specific utilities, e.g. netstat, may be used to examine ports which are in use. It may be necessary to specify the NDMPPORTRANGE option ( which requires a server restart ), to provide a sufficient number of ports.

---

**ANR4976W** The device class *DevClassName* is not the same as device class *DevClassName* defined for the serverbackup node *\$\_TSMDBMGR\_\$\$*.

**Explanation:** The device class in this command is not the same as the device class defined in the server backup node.

**System action:** The server will still process the command.

**User response:**

---

**ANR4977E** Container *container name* was not found in any storage pool.

**Explanation:** The container specified does not exist in any storage pool.

**System action:** The command fails and server operation continues.

**User response:** Re-issue the command with a valid container name.

---

**ANR4978E** Container *container name* could not be opened.

**Explanation:** The container specified does not exist in the file system and could not be opened.

**System action:** The command fails and server operation continues.

**User response:** Re-issue the command with a valid container name.

---

**ANR4980I** The protect storage pool process for *stgpool name on server this server to stgpool name on server other server* is complete. Extents protected: *extents protected of extents to protect*. Extents failed to protect: *extents failed to protect*. Extents deleted: *extents deleted of extents to delete*. Amount protected: *amount protected of amount to protect*. Amount failed: *amount transferred*. Amount transferred: *amount transferred*. Elapsed time: *elapsed time*.

**Explanation:** The protect storage pool process is complete. The following list describes the information in the message:

- Extents protected: Extents that were successfully protected by being linked to matching extents on the target server.
  - Extents failed to protect: Extents that were not successfully protected during the process of protecting to the target server.
  - Extents deleted: Extents that were successfully deleted from the target server because the extent did not exist on the source server or because it was damaged on the target server and needed to be resent.
  - Amount protected: Bytes that were successfully protected by being linked to matching extents on the target server.
  - Amount failed: Bytes that were not protected. See previous messages for further details.
  - Amount transferred: Bytes that were sent to the target server during this process. The amount that was transferred can be less than the amount that is protected when the target server already has some of the extents or when compression is enabled.
  - Elapsed time: How long the process ran.
- 

**ANR4981I** The preview of protect storage pool *stgpool name on server this server to stgpool name on server other server* is complete. Extents to be protected: *extents to protect*. Extents to be deleted: *extents deleted*. Amount to be protected: *amount protected*.

**Explanation:** The storage pool protection preview is

complete. The following list describes the information in the message:

- Extents to be protected: Extents that need to be protected by being linked to matching extents on the target server.
- Extents to be deleted: Extents that need to be deleted because the extent does not exist on the source server.
- Amount to be protected: Bytes that need to be protected by being linked to matching extents on the target server.

---

**ANR4982I**    **The repair storage pool process for**  
*stgpool name on server this server from*  
*stgpool name on server other server is*  
**complete. Extents repaired:** *extents*  
*repaired of extents to repair. Extents failed:*  
*extents failed. Extents skipped:* *extents*  
*skipped. Amount repaired:* *amount repaired*  
**of amount to repair. Amount failed:**  
*amount failed. Amount skipped:* *amount*  
*skipped. Elapsed time:* *elapsed time.*

**Explanation:** The storage pool repair process is complete. The following list describes the information in the message:

- Extents repaired: indicates the number of extents that were successfully repaired.
- Extents failed: indicates the number of extents that failed to be repaired.
- Extents skipped: indicates the number of extents that were skipped.
- Amount repaired: indicates the number of bytes that were successfully repaired.
- Amount failed: indicates the number of bytes that failed to be repaired.
- Amount skipped: indicates the number of bytes that were skipped.
- Elapsed time: indicates how long the process ran.

---

**ANR4983I**    **The preview of repair storage pool**  
*stgpool name on server this server from*  
*stgpool name on server other server is*  
**complete. Extents to be repaired:** *extents*  
*repaired. Amount to be repaired:* *amount*  
*repaired.*

**Explanation:** The storage pool repair process is complete in preview mode. The following list describes the information in the message:

- Extents to be repaired: indicates the number of extents to be repaired.
- Amount to be repaired: indicates the number of bytes to be repaired.

---

**ANR4984E**    **Container** *container name* **was not found**  
**in storage pool** *stgpool name*.

**Explanation:** The container specified does not exist in the indicated storage pool.

**System action:** The command fails and server operation continues.

**User response:** Re-issue the command with a valid container name.

---

**ANR4985W**    **This command will delete data files**  
**associated with damaged data extents in**  
**storage pool** *stgpool name*.

**Explanation:** The execution of an AUDIT CONTAINER command will remove data files that are dependent on data extents stored in damaged containers.

**System action:** The administrator is asked whether to continue.

**User response:** Enter 'Y' to audit containers or 'N' to stop the process.

---

**ANR4992W**    **Audit command has encountered an I/O**  
**error for container** *container name* **in**  
**container storage pool** *storage pool* **while**  
**attempting to read a data extent.**

**Explanation:** The AUDIT CONTAINER process encountered an I/O error for the specified container while attempting to read a data extent. The data extent is going to be marked as damaged.

**System action:** None.

**User response:** Identify and resolve the I/O error for the container if possible. Verify that the container's physical device is functioning properly and that the container is usable.

---

**ANR4993W**    **Audit container process terminated for**  
**container** *container name* **- process**  
**canceled.**

**Explanation:** During processing of an AUDIT CONTAINER command for the container shown, the process performing the audit was cancelled.

**System action:** The AUDIT CONTAINER command is ended.

**User response:** None.

---

**ANR4994E**    **Query whether the volume** *volume name*  
**is in the library** *library name* **failed.**

**Explanation:** An attempt to query if the indicated volume is in the specified library failed. It could be the library is offline or the library manager is down in a library sharing environment.

**System action:** The requested operation failed.

**User response:** Re-attempt the request when the library is brought up or when the library manager is up and running in a library sharing environment.

---

**ANR5001I** *Update Stgpoolmdir command (Access=Destroyed) process started for stgpoolmdir stgpoolmdir name (process ID process ID).*

**Explanation:** As the result of an UPDATE STGPOOLDIR command that specified access=destroyed for the stgpoolmdir shown, the process whose ID is displayed has begun updating the stgpoolmdir.

**System action:** The access of the stgpoolmdir is set to destroyed

**User response:** None.

---

**ANR6200I** *Command name: Level compression audit level compression audit started as process process ID.*

**Explanation:** A compression audit at the specified level has been started as a background server process with the process identifier reported.

**System action:** Server operation continues. The background audit attempts to identify client files that may be affected by the client compression problem.

**User response:** None.

---

**ANR6201I** *Command name: Level compression audit level compression audit starting as background process process ID.*

**Explanation:** A compression audit at the specified level was started as a background server process having the process identifier reported.

**System action:** Server operation continues. The background audit attempts to identify client files that may be affected by the client compression problem.

**User response:** None.

---

**ANR6202I** *Command name: Verifying candidates from last audit.*

**Explanation:** A compression audit has started to verify the client file candidates that were identified in a previous compression audit execution. The verification process eliminates compression candidates that are now found to be expired by policy on the server.

**System action:** The audit operation continues.

**User response:** None.

---

**ANR6203I** *Command name: Starting level audit level compression audit from qualifying entries in the candidates list.*

**Explanation:** A compression audit is starting to check qualifying candidates from the candidates list for the audit level specified. Client files that were identified as compression candidates at a lower level will be tested, subject to the qualifications that were specified for the command.

**System action:** The audit operation continues.

**User response:** The compression candidate list can be displayed with the QUERY COMPRESSION command. The QUERY PROCESS command can be used to monitor the progress of the audit operation.

---

**ANR6204I** *Command name: Process process ID, level audit level audit, ended successfully - compression suspects = total number of compression suspects.*

**Explanation:** A compression audit ended and is reporting the total number of suspect client files that have been found.

**System action:** The audit operation completes.

**User response:** The compression candidate list can be displayed with the QUERY COMPRESSION command.

---

**ANR6205I** *Command name: Process process ID, continuing Level 1 compression audit with object object ID high order number.object ID low order number.*

**Explanation:** A level 1 compression audit is starting to evaluate client files for signs that they may be affected by the client compression problem. Since a previous level 1 audit has been executed, this audit will continue where the last audit stopped starting with the object whose identifier is specified.

**System action:** The audit operation continues.

**User response:** The compression candidate list can be displayed with the QUERY COMPRESSION command. The QUERY PROCESS command can be used to monitor the progress of the audit operation.

---

**ANR6206I** *Command name: Process process ID, starting base level 1 compression audit.*

**Explanation:** A level 1 compression audit is starting to evaluate client files for signs that they may be affected by the client compression problem. The audit starts with the first client file found on the server, even if previous level 1 audits have been executed.

**System action:** The audit operation continues

**User response:** The compression candidate list can be displayed with the QUERY COMPRESSION command.

The QUERY PROCESS command can be used to monitor the progress of the audit operation.

---

**ANR6207I** *Command name: Process process ID, level audit level analysis detected candidate file high-level object name low-level object name in file space client filespace name for node client node name.*

**Explanation:** A compression audit has found a candidate file at the audit level specified. The name of the client node, file space, and file are displayed. This message is issued whenever a candidate file is detected during a compression audit that was started with the VERBOSE=YES parameter specified.

**System action:** The audit operation continues.

**User response:** The compression candidate list can be displayed with the QUERY COMPRESSION command. The QUERY PROCESS command can be used to monitor the progress of the audit operation.

---

**ANR6208I** *Command name: Process process ID, was cancelled - number of candidate files candidate files were found in number of files examined files examined prior to cancellation.*

**Explanation:** A compression audit operation was canceled with the CANCEL PROCESS command before completion. The number of candidate files that were found prior to the cancellation are displayed.

**System action:** The audit operation ends.

**User response:** The compression audit may be restarted with the AUDIT COMPRESSION command. The compression candidate list can be displayed with the QUERY COMPRESSION command.

---

**ANR6209I** *Command name: Process process ID, level audit level audit completed successfully - number of candidate files candidate files were found in number of files examined files examined.*

**Explanation:** A compression audit operation completed successfully. The number of candidate files that were found are displayed.

**System action:** The audit operation ends.

**User response:** The compression candidate list can be displayed with the QUERY COMPRESSION command.

---

**ANR6210I** *Command name: Process process ID, level audit level audit completed successfully - number of candidate files candidate files were found.*

**Explanation:** A compression audit operation completed successfully. The number of candidate files

that have been found are displayed.

**System action:** The audit operation ends.

**User response:** The compression candidate list can be displayed with the QUERY COMPRESSION command.

---

**ANR6211I** *Command name: Process process ID, level audit level analysis detected candidate file object name in file space client filespace name for node client node name.*

**Explanation:** A compression audit has found a candidate file at the audit level specified. The name of the client node, file space, and file are displayed. This message is issued whenever a candidate file is detected during a compression audit that was started with the VERBOSE=YES parameter specified.

**System action:** The audit operation continues.

**User response:** The compression candidate list can be displayed with the QUERY COMPRESSION command. The QUERY PROCESS command can be used to monitor the progress of the audit operation.

---

**ANR6212I** *Command name: Process process ID, level audit level analysis eliminated level candidate level candidate file object name in filespace client filespace name for node client node name from candidate status.*

**Explanation:** A compression audit at the level specified has eliminated a candidate file through further analysis. The name of the client node, file space, and file are displayed. This message is issued whenever a candidate file is eliminated from consideration during a compression audit that was started with the VERBOSE=YES parameter specified.

**System action:** The audit operation continues.

**User response:** The compression candidate list can be displayed with the QUERY COMPRESSION command. The QUERY PROCESS command can be used to monitor the progress of the audit operation.

---

**ANR6213I** *Command name: Process process ID, was cancelled - number of files promoted candidate files were promoted as candidates at level audit level, number of files eliminated files were eliminated as candidates, and number of files expired candidates were eliminated because they were found to be expired on the server.*

**Explanation:** A compression audit operation was cancelled with the CANCEL PROCESS command before completion. The number of candidate files that were promoted as candidates at this level of audit, eliminated as candidates at this level of audit, and found to be expired before the cancellation are reported.

**System action:** The audit operation ends.

**User response:** The compression audit can be restarted with the AUDIT COMPRESSION command. The compression candidate list can be displayed with the QUERY COMPRESSION command.

---

**ANR6214I** *Command name: Process process ID, completed successfully - number of files promoted candidate files were promoted as candidates at level audit level, number of files eliminated files were eliminated as candidates, and number of files expired candidates were eliminated because they were found to be expired on the server.*

**Explanation:** A compression audit operation completed successfully. The number of candidate files that were promoted as candidates at this level of audit, eliminated as candidates at this level of audit, and found to be expired are reported.

**System action:** The audit operation ends.

**User response:** The compression candidate list can be displayed with the QUERY COMPRESSION command.

---

**ANR6215I** *Command name: Backup for file high-level object name low-level object name in filespace client filespace name for node client node name could not be forced.*

**Explanation:** It is not possible to force a backup for the specified file using the FORCE BACKUP command. This file was either backed up using an API client or by an ADSM version 2 client or higher.

**System action:** The force backup operation continues, the state of the compression record for this file is updated.

**User response:** If the file was backed up using a Version 2 client, or higher, you may remove this entry as a candidate, using the REMOVE COMPRESSION command. If the file was backed up using an API client, notify the client owner to again back this file up. Do not remove this entry until it becomes an "inactive" entry.

---

**ANR6220I** *Delete compression operation started as process process ID.*

**Explanation:** A compression deletion operation was started as a background server process with the indicated identifier.

**System action:** Server operation continues.

**User response:** None.

---

**ANR6221I** *Force backup operation started as process process ID.*

**Explanation:** A force backup operation was started as a background server process with the indicated identifier.

**System action:** Server operation continues.

**User response:** None.

---

**ANR6222I** *Command name: Process process ID was cancelled - number of files files were processed prior to cancellation.*

**Explanation:** The indicated process was cancelled prior to completion. This message displays the indicated number of files that were processed before the operation was cancelled.

**System action:** The process ends.

**User response:** The operation may be restarted by reissuing the indicated command.

---

**ANR6223I** *Delete compression process process ID has completed - number of files files were deleted.*

**Explanation:** The indicated process has completed processing. All database references have been deleted for the indicated number of files.

**System action:** The process ends.

**User response:** None.

---

**ANR6224I** *Force backup process process ID has completed - number of files files were marked for forced backup.*

**Explanation:** The indicated process has completed processing. The indicated number of files have been marked for forced backup. These files will be backed up during the next incremental backup.

**System action:** The process ends.

**User response:** None.

---

**ANR6225I** *File identifier removed as a suspect for compression errors.*

**Explanation:** The file with the specified identifier has been removed from the database information concerning files with possible compression errors. Other database information concerning the file is not affected.

**System action:** Server operation continues.

**User response:** None.

---

**ANR6226I** *Command name: Started as background process process ID.*

**Explanation:** A compression cleanup operation has been started to remove compression candidate information and temporary database entries from the server database. Client files are not affected by this operation.

**System action:** Server operation continues.

**User response:** The CANCEL PROCESS command can be used to cancel the compression cleanup operation. The QUERY PROCESS command may be used to query the status of the operation.

---

**ANR6227I** *cleanup process name operation starting as process process ID.*

**Explanation:** A compression cleanup operation has been started to remove compression candidate information and temporary database entries from the server database. Client files are not affected by this operation.

**System action:** Server operation continues.

**User response:** The CANCEL PROCESS command can be used to cancel the compression cleanup operation. The QUERY PROCESS command may be used to query the status of the operation.

---

**ANR6228W** *Cleanup process name: Process process ID has been cancelled - cleanup processing is incomplete.*

**Explanation:** A compression cleanup operation has been cancelled prior to successful completion.

**System action:** Server operation continues.

**User response:** The CLEANUP COMPRESSION command can be used to restart the cleanup operation.

---

**ANR6229I** *Cleanup process name: Process process ID completed successfully.*

**Explanation:** A compression cleanup operation has successfully completed.

**System action:** The cleanup process ends.

**User response:** None.

---

**ANR6300E** *Command name: Insufficient server memory available for the operation.*

**Explanation:** A compression testing routine cannot continue because sufficient memory is not available on the server.

**System action:** The operation fails.

**User response:** Increase the memory available to the server by increasing the server region size, virtual

machine size, paging space available on the system, or relocating the memory swap file, depending upon the platform on which the server is executing. Additional memory may also be made available by limiting server activity (sessions, migration, and other activities) while this operation is processing.

---

**ANR6301E** *Command name: Invalid LEVEL specified. This command only supports a value of 1 or 2 for the LEVEL parameter.*

**Explanation:** An invalid LEVEL= parameter has been specified for the command.

**System action:** The command fails.

**User response:** Reissue the command specifying a value of 1 or 2 for the LEVEL parameter.

---

**ANR6302E** *Command name: Process process ID, failed - number of candidate files candidate files were found in number of files examined files examined prior to failure.*

**Explanation:** A compression audit operation failed before completion. The number of candidate files that were found prior to the failure are displayed.

**System action:** The audit operation ends.

**User response:** Examine message that appear before this message on the server console or in the activity log to determine the source of the failure. If the error can be corrected, re-execute the compression audit. If the failure cannot be determined or corrected, contact your service representative. The compression candidate list can be displayed with the QUERY COMPRESSION command.

---

**ANR6303E** *Command name: Process process ID, failed - number of files promoted candidate files were promoted as candidates at level audit level, number of files eliminated files were eliminated as candidates, and number of files expired candidates were eliminated because they were found to be expired on the server.*

**Explanation:** A compression audit operation failed before completion. The number of candidate files that were promoted as candidates at this level of audit, eliminated as candidates at this level of audit, and found to be expired before the audit failure are reported.

**System action:** The audit operation ends.

**User response:** Examine message that appear before this message on the server console or in the activity log to determine the source of the failure. If the error can be corrected, re-execute the compression audit. If the failure cannot be determined or corrected, contact your service representative. The compression candidate list

can be displayed with the QUERY COMPRESSION command.

---

**ANR6304E** *Command name: Command cannot be processed until compression audit is performed.*

**Explanation:** The indicated command cannot be processed until a compression audit is performed using the AUDIT COMPRESSION command.

**System action:** The command fails.

**User response:** Issue the AUDIT COMPRESSION command and then repeat the attempted operation.

---

**ANR6305E** *Command name: File identifier is not a suspect for compression errors.*

**Explanation:** The file with the specified identifier is not listed in the database as a suspect for compression errors. The file cannot be removed from the suspect list.

**System action:** Server operation continues.

**User response:** Use the QUERY COMPRESSION command to obtain the correct identifier for the file to be removed.

---

**ANR6306E** *Cleanup process name: Process process ID failed due to server error - cleanup processing is incomplete.*

**Explanation:** A compression cleanup operation has failed before successful completion.

**System action:** The cleanup process ends.

**User response:** Examine messages that appear on the server console or in the server activity log prior to this message to determine the cause of the error. If the error can be identified and corrected, restart the cleanup operation with the CLEANUP COMPRESSION command. If the error cannot be corrected, contact your service representative.

---

**ANR6600E** *Command: Invalid machine name - machine name.*

**Explanation:** The machine name specified in the command is invalid.

**System action:** The server does not process the command.

**User response:** Issue the command again and specify a valid machine name.

---

**ANR6601E** *Command: Description information exceeds maximum length characters.*

**Explanation:** The description specified in the command exceeds the maximum length of allowable characters.

**System action:** The server does not process the command.

**User response:** Issue the command again and specify a valid description.

---

**ANR6602E** *Command: Recovery instructions file name exceeds maximum length characters.*

**Explanation:** The recovery instructions file name specified in the command exceeds the maximum length of allowable characters.

**System action:** The server does not process the command.

**User response:** Issue the command again and specify a valid recovery instructions file name.

---

**ANR6603E** *Command: Characteristics file name exceeds maximum length characters.*

**Explanation:** The characteristics file name specified in the command exceeds the maximum length of allowable characters.

**System action:** The server does not process the command.

**User response:** Issue the command again and specify a valid characteristics file name.

---

**ANR6604E** *Command: Invalid building identifier - building.*

**Explanation:** The building identifier specified in the command is invalid.

**System action:** The server does not process the command.

**User response:** Issue the command again and specify a valid building identifier.

---

**ANR6605E** *Command: Invalid floor identifier - floor.*

**Explanation:** The floor identifier specified in the command is invalid.

**System action:** The server does not process the command.

**User response:** Issue the command again and specify a valid floor identifier.

---

**ANR6606E** *Command: Invalid room identifier - room.*

**Explanation:** The room identifier specified in the command is invalid.

**System action:** The server does not process the command.

**User response:** Issue the command again and specify a valid room identifier.



---

**ANR6607E** *Command: Machine machine name is already defined.*

**Explanation:** The machine specified in the command is already defined to the server.

**System action:** The server does not process the command.

**User response:** Issue the command again and specify another machine.

---

**ANR6608E** *Command: A machine containing a server is already defined.*

**Explanation:** The ADSMSERVER=YES parameter specified in the command is invalid because another machine has already been defined with this parameter. Only one machine can be defined to the server as containing a server.

**System action:** The server does not process the command.

**User response:** Issue the command again and do not specify ADSMSERVER=YES as a parameter.

---

**ANR6609I** *Machine machine name defined.*

**Explanation:** A DEFINE MACHINE command has added the requested machine to the server.

**System action:** None.

**User response:** None.

---

**ANR6610E** *Command: Invalid recovery media name - recovery media name.*

**Explanation:** The recovery media name specified in the command is invalid.

**System action:** The server does not process the command.

**User response:** Issue the command again and specify a valid recovery media name.

---

**ANR6611E** *Command: Location information exceeds maximum length characters.*

**Explanation:** The location specified in the command exceeds the maximum length of allowable characters.

**System action:** The server does not process the command.

**User response:** Issue the command again and specify a valid location.

---



---

**ANR6612I** *Machine machine name updated.*

**Explanation:** An UPDATE MACHINE command has updated one or more attributes of a machine.

**System action:** None.

**User response:** None.

---

**ANR6613I** *Machine machine name deleted.*

**Explanation:** A DELETE MACHINE command has deleted the requested machine from the server.

**System action:** None.

**User response:** None.

---

**ANR6614E** *Command: Machine machine name is not defined.*

**Explanation:** The machine specified in the command is not defined to the server.

**System action:** The server does not process the command.

**User response:** Issue the command again and specify a valid machine.

---

**ANR6615E** *Command: Failed to open input file - file name.*

**Explanation:** The input file specified in the command cannot be opened by the server.

**System action:** The server does not process the command.

**User response:** Issue the command again and specify an input file that is in a file system accessible by the server.

---

**ANR6616E** *Command: Invalid sequence number - sequence number.*

**Explanation:** The sequence number specified in the command is invalid.

**System action:** The server does not process the command.

**User response:** Issue the command again and specify a valid sequence number.

---

**ANR6617W** *Command: Node node name cannot be processed because it is not registered.*

**Explanation:** The node indicated in the message cannot be processed because it is not registered.

**System action:** The indicated node is not processed, but another node can be processed if specified by this command.

---

**User response:** Issue the command again and specify a valid registered node.

---

**ANR6618E** *Command: No matching node registered.*

**Explanation:** The node specified in the command does not match any node registered to the server.

**System action:** The server does not process the command.

**User response:** Issue the command again and specify a valid node.

---

**ANR6619I** *Node *node name* associated with machine *machine name*.*

**Explanation:** A DEFINE MACHNODEASSOCIATION command has associated the specified node with the specified machine. The node *node name* is associated with the machine *machine name*.

**System action:** None.

**User response:** None.

---

**ANR6620E** *Command: Machine and node association is already defined.*

**Explanation:** The machine and node association specified in the command is already defined to the server.

**System action:** The server operation continues, but the command has no effect.

**User response:** Issue the command again and specify a valid node.

---

**ANR6621I** *Node *node name* disassociated from machine *machine name*.*

**Explanation:** A DELETE MACHNODEASSOCIATION command has deleted the requested association from the server. The node *node name* is not associated with the machine *machine name*.

**System action:** None.

**User response:** None.

---

**ANR6622E** *Command: Recovery media *recovery media name* is not defined.*

**Explanation:** The recovery media specified in the command is not defined to the server.

**System action:** The server does not process the command.

**User response:** Issue the command again and specify a valid recovery media.

---

**ANR6623W** *Command: Machine *machine name* cannot be processed because it is not defined.*

**Explanation:** The machine indicated in the message is not defined to the server.

**System action:** The indicated machine is not processed, but another machine can be processed if specified by this command.

**User response:** Issue the command again and specify a valid machine.

---

**ANR6624E** *Command: No matching machine defined.*

**Explanation:** The machine specified in the command does not match any machine defined to the server.

**System action:** The server does not process the command.

**User response:** Issue the command again and specify a valid machine.

---

**ANR6625I** *Machine *machine name* associated with recovery media *recovery media name*.*

**Explanation:** A DEFINE RECOVERYMEDIAMACHASSOCIATION command has associated the specified machine with the specified recovery media. The machine *machine name* is associated with the recovery media *recovery media name*.

**System action:** None.

**User response:** None.

---

**ANR6626E** *Command: Recovery media/machine association is already defined.*

**Explanation:** The recovery media/machine association specified in the command is already defined to the server.

**System action:** The server operation continues, but the command has no effect.

**User response:** Issue the command again and specify a valid machine.

---

**ANR6627I** *Machine *machine name* disassociated from recovery media *recovery media name*.*

**Explanation:** A DELETE RECOVERYMEDIAMACHASSOCIATION command has deleted the requested association from the server. Machine *machine name* is not associated with the recovery media *recovery media name*.

**System action:** None.

**User response:** None.

---

**ANR6628E** *Command: Volume list exceeds maximum length characters.*

**Explanation:** The volume list specified in the command exceeds the maximum length of allowable characters.

**System action:** The server does not process the command.

**User response:** Issue the command again and specify a valid volume list.

---

**ANR6629E** *Command: Product name exceeds maximum length characters.*

**Explanation:** The product name specified in the command exceeds the maximum length of allowable characters.

**System action:** The server does not process the command.

**User response:** Issue the command again and specify a valid product name.

---

**ANR6630E** *Command: Product information exceeds maximum length characters.*

**Explanation:** The product information specified in the command exceeds the maximum length of allowable characters.

**System action:** The server does not process the command.

**User response:** Issue the command again and specify valid product information.

---

**ANR6631E** *Command: Missing volume list for boot recovery media.*

**Explanation:** Boot recovery media cannot be defined to the server without specifying a volume list.

**System action:** The server does not process the command.

**User response:** Issue the command again and specify the volume list for the boot recovery media.

---

**ANR6632I** *Recovery media recovery media name defined.*

**Explanation:** A DEFINE RECOVERYMEDIA command has defined the recovery media to the server.

**System action:** None.

**User response:** None.

---

**ANR6633I** *Recovery media recovery media name updated.*

**Explanation:** An UPDATE RECOVERYMEDIA command has updated one or more attributes of the recovery media.

**System action:** None.

**User response:** None.

---

**ANR6634I** *Recovery media recovery media name deleted.*

**Explanation:** A DELETE RECOVERYMEDIA command has deleted the requested recovery media from the server.

**System action:** None.

**User response:** None.

---

**ANR6635E** *Command: Recovery media recovery media name is already defined.*

**Explanation:** The recovery media specified in the command is already defined to the server.

**System action:** The server does not process the command.

**User response:** Issue the command again and specify a different recovery media.

---

**ANR6636E** *Command: The characteristics specified for machine machine name exceeds maximum length characters.*

**Explanation:** The characteristics specified in the command exceeds the maximum length of allowable characters.

**System action:** The server does not process the command.

**User response:** Issue the command again and specify valid characteristics.

---

**ANR6637E** *Command: The recovery instructions specified for machine machine name exceeds maximum length characters.*

**Explanation:** The recovery instructions specified in the command exceeds the maximum length of allowable characters.

**System action:** The server does not process the command.

**User response:** Issue the command again and specify valid recovery instructions.

---

**ANR6638E** *Command: The characteristics for machine machine name are already defined.*

**Explanation:** The characteristics for the machine specified in the command are already defined to the server.

**System action:** The server does not process the command.

**User response:** If the specified machine is defined to the server, issue an UPDATE MACHINE command to update the existing characteristics. If the machine is not defined to the server, run AUDIT DRM FIX to delete the characteristics.

---

**ANR6639E** *Command: The recovery instructions for machine machine name are already defined.*

**Explanation:** The recovery instructions for the machine specified in the command are already defined to the server.

**System action:** The server does not process the command.

**User response:** If the specified machine is defined to the server, issue an UPDATE MACHINE command to update the existing recovery instructions. If the machine is not defined to the server, run AUDIT DRM FIX to delete the recovery instructions.

---

**ANR6640E** *Command: Cannot delete volume list for boot recovery media.*

**Explanation:** A volume list cannot be deleted for boot recovery media. A volume list must exist for each boot recovery media defined to the server.

**System action:** The server does not process the command.

**User response:** To delete the volume list, issue an UPDATE RECOVERYMEDIA command and specify a recovery media type of OTHER and VOLUMES="". To change the recovery media type to BOOT, issue an UPDATE RECOVERYMEDIA command and specify the volume list containing the boot recovery media and TYPE=BOOT.

---

**ANR6641E** *Command: No association found for machine and node pair specified.*

**Explanation:** No association found for the machine and node pair specified in the command.

**System action:** Server operation continues, but the command has no effect.

**User response:** Issue the command again and specify a valid machine and node pair.

---

**ANR6642E** *Command: No association found for recovery media and machine pair specified.*

**Explanation:** No association found for the recovery media and machine pair specified in the command.

**System action:** Server operation continues, but the command has no effect.

**User response:** Issue the command again and specify a valid recovery media and machine pair.

---

**ANR6643E** *Command: Invalid parameter value - parameter value.*

**Explanation:** The parameter issued in the command is invalid.

**System action:** The server does not process the command.

**User response:** Issue the command again and specify a valid parameter.

---

**ANR6644E** *Command: A character string must be specified.*

**Explanation:** The INSERT command is invalid. A character string must be specified.

**System action:** The server does not process the command.

**User response:** Issue the command again and specify a valid character string.

---

**ANR6645W** *Node node name has already been associated with machine machine name.*

**Explanation:** The node specified in the DEFINE MACHNODEASSOCIATION command is invalid. The node is already associated with another machine shown in the message. A node can only be associated with one machine.

**System action:** The indicated node is not processed, but another node can be processed if specified by the command.

**User response:** Issue the command again and specify a valid node name.

---

**ANR6646I** *Audit command: Auditing disaster recovery manager definitions.*

**Explanation:** This message is displayed during a database audit and indicates that the disaster recovery manager definitions are being examined by the database audit process.

**System action:** Audit processing continues.

**User response:** None.

---

**ANR6647E** *Audit command: DRM global attributes are missing.*

**Explanation:** A database audit process finds that the global attributes used for server DRM activities are missing.

**System action:** Audit processing continues.

**User response:** Issue the command again and specify FIX=YES to recreate the DRM global attributes.

---

**ANR6648I** *Audit command: DRM global attributes are missing - default values will be used to recreate the attributes.*

**Explanation:** A database audit process finds that the global attributes used for server DRM activities are missing. Because FIX=YES has been specified on the AUDIT command, default attribute values will be used to recreate the administrative global attributes.

**System action:** Audit processing continues.

**User response:** None.

---

**ANR6649E** *Audit command: DRM machine ID assignments are incorrect.*

**Explanation:** A database audit process finds that the global attributes machine ID used for server DRM activities are incorrect.

**System action:** Audit processing continues.

**User response:** Reissue the audit command with FIX=YES specified so that the DRM global attributes can be corrected.

---

**ANR6650I** *Audit command: DRM machine ID Assignments are incorrect - values will be corrected.*

**Explanation:** A database audit process finds that the global attributes machine ID used for server DRM activities are incorrect. Since FIX=YES has been specified on the AUDIT command, the attribute value will be corrected in the server database.

**System action:** Audit processing continues.

**User response:** None

---

**ANR6651I** *Audit command: Invalid priority value encountered for machine *machine name*.*

**Explanation:** A database audit process encounters an invalid priority value for the machine indicated.

**System action:** Audit processing continues.

**User response:** Issue the command again and specify FIX=YES to correct the priority. Or, issue an UPDATE MACHINE command and specify a new priority value.

---

**ANR6652I** *Audit command: Invalid priority value encountered for machine *machine name* - the default value will be set.*

**Explanation:** A database audit process encounters an invalid machine priority value for the machine indicated. Because FIX=YES has been specified, the audit function sets the machine priority value to the default value.

**System action:** Audit processing continues.

**User response:** To override the default value, issue an UPDATE MACHINE command to change the value after the audit command has completed.

---

**ANR6653I** *Audit command: Invalid building value encountered for machine *machine name*.*

**Explanation:** A database audit process encounters an invalid building value for the machine indicated.

**System action:** Audit processing continues.

**User response:** Issue the command again and specify FIX=YES to correct the building value. Or, issue an UPDATE MACHINE command and specify a new building value.

---

**ANR6654I** *Audit command: Invalid building value encountered for machine *machine name* - the building value will be removed.*

**Explanation:** A database audit process encounters an invalid building value for the machine indicated. Because FIX=YES has been specified, the audit function removes the machine building value.

**System action:** Audit processing continues.

**User response:** To set the building value to another value, issue an UPDATE MACHINE command after the audit command has completed.

---

**ANR6655I** *Audit command: Invalid floor value encountered for machine *machine name*.*

**Explanation:** A database audit process encounters an invalid floor value for the machine indicated.

**System action:** Audit processing continues.

**User response:** Issue the command again and specify FIX=YES to correct the floor value. Or, issue an UPDATE MACHINE command and specify a new floor value.

---

**ANR6656I** *Audit command: Invalid floor value encountered for machine *machine name* - the floor value will be removed.*

**Explanation:** A database audit process encounters an invalid floor value for the machine indicated. Because

FIX=YES has been specified, the audit function removes the machine floor value.

**System action:** Audit processing continues.

**User response:** To set the floor value to another value, issue an UPDATE MACHINE command after the audit command has completed.

---

**ANR6657I** *Audit command: Invalid room value encountered for machine machine name.*

**Explanation:** A database audit process encounters an invalid room value for the machine indicated.

**System action:** Audit processing continues.

**User response:** Issue the command again and specify FIX=YES to correct the room value. Or, issue an UPDATE MACHINE command and specify a new room value.

---

**ANR6658I** *Audit command: Invalid room value encountered for machine machine name - the room value will be removed.*

**Explanation:** A database audit process encounters an invalid room value for the machine indicated. Because FIX=YES has been specified, the audit function removes the machine room value.

**System action:** Audit processing continues.

**User response:** To set the room value for the specified machine to another value, use the UPDATE MACHINE command after the audit command has completed.

---

**ANR6659I** *Audit command: Invalid server value encountered for machine machine name.*

**Explanation:** A database audit process encounters an invalid server value for the machine indicated.

**System action:** Audit processing continues.

**User response:** Issue the command again and specify FIX=YES to correct the server value. Or, issue an UPDATE MACHINE command and specify a new server value.

---

**ANR6660I** *Audit command: Invalid server value encountered for machine machine name - the default value will be set.*

**Explanation:** A database audit process encounters an invalid server value for the machine indicated. Because FIX=YES has been specified, the audit function sets the machine server value to the default value.

**System action:** Audit processing continues.

**User response:** To override the default value, issue an UPDATE MACHINE command to change the value after the audit command has completed.

---

**ANR6661I** *Audit command: Multiple machines are indicated as servers. Only one machine should have the server indicator set to YES.*

**Explanation:** A database audit process encounters more than one machine with the server indicator set to YES.

**System action:** Audit processing continues.

**User response:** For a list of machines with the server indicator set to YES, issue a QUERY MACHINE ADSMSERVER=YES command. Issue an UPDATE MACHINE command for each machine that is not a server.

---

**ANR6662I** *Audit command: Characteristics for machine machine name not found.*

**Explanation:** A database audit process finds a characteristics reference from a machine for characteristics that are not in the server database.

**System action:** Audit processing continues.

**User response:** Issue an UPDATE MACHINE command to load the characteristics into the database after the audit command has completed.

---

**ANR6663I** *Audit command: Recovery instructions for machine machine name not found.*

**Explanation:** A database audit process finds a recovery instructions reference from a machine for recovery instructions that are not in the server database.

**System action:** Audit processing continues.

**User response:** Issue an UPDATE MACHINE command to load the recovery instructions into the database after the audit command has completed.

---

**ANR6664I** *Audit command: Invalid access value encountered for recovery media recovery media name.*

**Explanation:** A database audit process encounters an invalid access value for the recovery media indicated.

**System action:** Audit processing continues.

**User response:** Issue the command again and specify FIX=YES to correct the access value. Or, issue an UPDATE RECOVERYMEDIA command and specify a new access value.

---

**ANR6665I** *Audit command: Invalid access value encountered for recovery media recovery media name - the default value will be set.*

**Explanation:** A database audit process encounters an

invalid access value for the recovery media indicated. Because FIX=YES has been specified, the audit function sets the recovery media access value to the default value.

**System action:** Audit processing continues.

**User response:** To override the default value, issue an UPDATE RECOVERYMEDIA command to change the value after the audit command has completed.

**ANR6666I** *Audit command: Invalid type value encountered for recovery media recovery media name.*

**Explanation:** A database audit process encounters an invalid type value for the recovery media indicated.

**System action:** Audit processing continues.

**User response:** Issue the command again and specify FIX=YES to correct the type value. Or, issue an UPDATE RECOVERYMEDIA command and specify a new type value.

**ANR6667I** *Audit command: Invalid type value encountered for recovery media recovery media name - the default value will be set.*

**Explanation:** A database audit process encounters an invalid type value for the recovery media indicated. Because FIX=YES has been specified, the audit function sets the recovery media type value to the default value.

**System action:** Audit processing continues.

**User response:** To override the default value, issue an UPDATE RECOVERYMEDIA command to change the value after the audit command has completed.

**ANR6668E** *Audit command: Machine is not found for internal machine ID machine ID, which is referenced by recovery media.*

**Explanation:** A database audit process finds recovery media that references a machine that is not defined in the server database.

**System action:** Audit processing continues.

**User response:** Issue the command again and specify FIX=YES to correct recovery media attributes.

**ANR6669I** *Audit command: Machine is not found for internal machine ID machine ID, which is referenced by recovery media - the machine reference will be deleted.*

**Explanation:** A database audit process finds recovery media that references a machine that is not defined in the server database. Because FIX=YES has been specified for the audit command, the reference will be removed from the server database.

**System action:** Audit processing continues.

**User response:** None.

**ANR6670E** *Audit command: Recovery media not found for internal recovery media ID recovery media ID, which is referenced by a machine.*

**Explanation:** A database audit process finds a machine that references recovery media that is not defined in the server database.

**System action:** Audit processing continues.

**User response:** Issue the command again and specify FIX=YES to correct the recovery media attributes.

**ANR6671I** *Audit command: Recovery media not found for internal recovery media ID recovery media ID, which is referenced by a machine - the recovery media reference will be deleted.*

**Explanation:** A database audit process finds a machine that references recovery media that is not defined in the server database. Because FIX=YES has been specified for the audit command, the reference will be deleted from the server database.

**System action:** Audit processing continues.

**User response:** None.

**ANR6672E** *Audit command: Client node not found for internal node ID node ID, which is referenced by a machine.*

**Explanation:** A database audit process finds a machine that references a client node that is not defined in the server database.

**System action:** Audit processing continues.

**User response:** Issue the command again and specify FIX=YES to correct the machine attributes.

**ANR6673I** *Audit command: Client node not found for internal node ID node ID, which is referenced by a machine - the client node reference will be deleted.*

**Explanation:** A database audit process finds a machine that references a client node that is not defined in the server database. Because FIX=YES has been specified for the audit command, the reference will be removed from the server database.

**System action:** Audit processing continues.

**User response:** None.

---

**ANR6674E** *Audit command: Machine not found for internal machine ID *machine ID*, which is referenced by a client node.*

**Explanation:** A database audit process finds a client node that references a machine that is not defined in the server database.

**System action:** Audit processing continues.

**User response:** Issue the command again and specify FIX=YES to correct the machine attributes.

---

**ANR6675I** *Audit command: Machine not found for internal machine ID *machine ID*, which is referenced by a client node - the machine reference will be deleted.*

**Explanation:** A database audit process finds a client node that references a machine that is not defined in the server database. Because FIX=YES has been specified for the audit command, the reference will be removed from the server database.

**System action:** Audit processing continues.

**User response:** None.

---

**ANR6676E** *Audit command: Machine not found for internal machine ID *machine ID*, which is referenced by characteristics.*

**Explanation:** A database audit process finds characteristics that reference a machine that is not defined in the server database.

**System action:** Audit processing continues.

**User response:** Issue the command again and specify FIX=YES to correct the machine attributes.

---

**ANR6677I** *Audit command: Machine not found for internal machine ID *machine ID*, which is referenced by characteristics - the machine reference will be deleted.*

**Explanation:** A database audit process finds characteristics that reference a machine that is not defined in the server database. Because FIX=YES has been specified for the audit command, the reference will be removed from the server database.

**System action:** Audit processing continues.

**User response:** None.

---

**ANR6678E** *Audit command: Machine not found for internal machine ID *machine ID*, which is referenced by recovery instructions.*

**Explanation:** A database audit process finds recovery instructions that reference a machine that is not defined in the server database.

**System action:** Audit processing continues.

**User response:** Issue the command again and specify FIX=YES to correct the machine attributes.

---

**ANR6679I** *Audit command: Machine not found for internal machine ID *machine ID*, which is referenced by recovery instructions - the machine reference will be deleted.*

**Explanation:** A database audit process finds recovery instructions that reference a machine that is not defined in the server database. Because FIX=YES has been specified for the audit command, the reference will be removed from the server database.

**System action:** Audit processing continues.

**User response:** None.

---

**ANR6680E** *Audit command: Missing or invalid internal database attribute encountered for machine *machine name*.*

**Explanation:** A database audit process finds an invalid attribute for the specified machine.

**System action:** Audit processing continues.

**User response:** Issue the command again and specify FIX=YES to correct the machine attributes.

---

**ANR6681I** *Audit command: Missing or invalid internal database attribute encountered for machine *machine name* - the attribute will be corrected.*

**Explanation:** A database audit process finds an invalid attribute for the specified machine. Because FIX=YES has been specified for the audit command the invalid attribute will be corrected.

**System action:** Audit processing continues.

**User response:** None.

---

**ANR6682I** *Command command ended: number of volumes *volumes* volumes processed.*

**Explanation:** The indicated command ended. The total number of volumes successfully processed is shown in the message.

**System action:** The indicated command ends.

**User response:** None.

---

**ANR6683I** *Command: Volume *volume name* was moved from *from state* *state* to *to state*.*

**Explanation:** Volume *volume name* is successfully moved from *state1* to *state2* by the indicated command.

**System action:** The indicated volume is moved to the destination state.

**User response:** None.



---

**ANR6684I** *Command: Volume *volume name* was deleted.*

**Explanation:** The MOVE DRMEDIA \* WHERESTATE=COURIERRETRIEVE command displays the message. Volume *volume name* is deleted from the server database. For database backup volume, after its expiration days have elapsed, the volume history record is deleted when it is returned onsite. For an empty scratch copy storage pool volume, or active-data storage pool volume, the volume record is deleted when it is returned onsite.

**System action:** The volume record is deleted from the server database.

**User response:** Issue the CHECKIN LIBVOLUME command for each volume returned onsite if the volume is reused by the server.

---

**ANR6685E** *Command: Volume *volume name* not defined.*

**Explanation:** Volume *volume name* is not defined to the server.

**System action:** The indicated command is not processed if the volume name is explicitly specified on the command. If a volume pattern is specified on the command, the volume shown is not processed, but the other volumes are processed.

**User response:** Reissue the command specifying a valid volume name.

---

**ANR6686E** *Command: Volume *volume name* in use.*

**Explanation:** The MOVE DRMEDIA \* WHERESTATE=MOUNTABLE command displays the message. Volume *volume name* is used for another operation.

**System action:** The command is not processed if the volume is explicitly specified on the command. If a volume pattern is specified on the command, the indicated volume is not processed, but the other volumes are processed.

**User response:** Wait until the conflicting volume activity has completed, and then reissue the command. If the volume is currently mounted, but idle, dismount the volume by using a DISMOUNT VOLUME command and then retry this operation.

---

**ANR6687E** *Command: Executable command string exceeds maximum length characters.*

**Explanation:** The length of the executable command string specified with the CMD parameter exceeds the maximum length of allowable characters (255).

**System action:** The server stops processing the command.

**User response:** Issue the command again and specify a valid executable command with the CMD parameter.

---

**ANR6688E** *command: The specified command failed because the entry/exit port of library *library name* is full. Please remove the volume(s) from the entry/exit port and re-issue the *command name* command.*

**Explanation:** The indicated operation has failed because the entry/exit port of the specified library is full.

**System action:** The command fails.

**User response:** Remove the volume(s) from the entry/exit port and re-issue the command to process any remaining eligible volumes.

---

**ANR6690E** *Command: Copy storage pool *cstgp name* not defined for Offsite Recovery Media.*

**Explanation:** The MOVE DRMEDIA or QUERY DRMEDIA command displays the message. The indicated command was issued with a copy storage pool name specified, but the specified pool name is not defined to DRM for Offsite Recovery Media.

**System action:** The indicated command is not processed.

**User response:** Reissue the command, after defining the specified copy storage pool to DRM for Offsite Recovery Media.

---

**ANR6691E** *Command: No match is found for this move.*

**Explanation:** The indicated command was issued, but no matching volumes are defined to the server or the volume specified is not managed by the command.

**System action:** The command is not processed.

**User response:** Reissue the command specifying the valid volume.

---

**ANR6694E** *Command: The ORM state *state* is invalid for a volume with access mode *access mode*.*

**Explanation:** The indicated command specifies an Offsite Recovery Media state that is invalid for a volume with the access mode shown. Specify COURIER or COURIERRETRIEVE for a volume that has access mode of OFFSITE.

**System action:** The server does not process the command.

**User response:** Reissue the command specifying COURIER or COURIERRETRIEVE as the state for a volume that has access mode of OFFSITE.

---

**ANR6695E** *Command: Device class device class name not defined for volume volume name.*

**Explanation:** The MOVE DRMEDIA or QUERY DRMEDIA command displays the message. The volume being processed has associated with the device class name shown that is not defined to the server.

**System action:** The command is not processed if the volume is explicitly specified on the command. If a volume pattern is specified on the command, the indicated volume is not processed, but the other volumes not associated with the indicated class are processed.

**User response:** Reissue the command after the indicated device class is defined to the server.

---

**ANR6696I** *command: operation for volume volume name in library library name starting.*

**Explanation:** The indicated operation is being started for the volume shown in the given library.

**System action:** The server starts the operation in response to the indicated command entered by an administrator.

**User response:** For SCSI library users, remove the volume from the slot and issue a REPLY command, along with the request ID, to tell the server the volume was removed from the library.

---

**ANR6697I** *command: operation for volume volume name in library library name completed successfully.*

**Explanation:** The indicated operation has completed successfully for the volume shown in the given library.

**System action:** The volume is either deleted from the library inventory (if its status is something other than DATA) or marked not present (if its status is DATA).

**User response:** None.

---

**ANR6698E** *command: operation for volume volume name in library library name failed.*

**Explanation:** The indicated operation has failed for the volume shown in the given library. This message should be preceded by another error message which provides more detail about the error.

**System action:** The volume is not processed.

**User response:** Check for additional message and eliminate the condition that caused the failure, then retry the command.

---



---

**ANR6699I** **Cancel in progress.**

**Explanation:** The MOVE DRMEDIA command has been canceled and will end when resources have been freed for the background process. This message may be displayed in response to a QUERY PROCESS command for a MOVE DRMEDIA command.

**System action:** Server operation continues.

**User response:** None.

---

**ANR6700I** *Command command completed successfully.*

**Explanation:** The indicated command completed successfully.

**System action:** None.

**User response:** None.

---

**ANR6701E** *Command: Invalid courier name - courier name.*

**Explanation:** The indicated command has been entered with an invalid courier name.

**System action:** The server does not process the command.

**User response:** Reissue the command with a valid courier name.

---

**ANR6702E** *Command: Invalid expiration days value - days value.*

**Explanation:** The indicated command has been entered that specifies an invalid expiration days value.

**System action:** The server does not process the command.

**User response:** Reissue the command with a valid expiration days value.

---

**ANR6703E** *Command: Invalid recovery plan prefix - prefix.*

**Explanation:** The indicated command has been entered with an invalid recovery plan prefix.

**System action:** The server does not process the command.

**User response:** Reissue the command with a valid recovery plan prefix.

---

**ANR6704E** *Command: Invalid plan instructions prefix - prefix.*

**Explanation:** The indicated command has been entered with an invalid plan instructions prefix.

**System action:** The server does not process the command.

---

**User response:** Reissue the command with a valid plan instructions prefix.

---

**ANR6705E** *Command: Invalid character for volume postfix - postfix character.*

**Explanation:** The indicated command has been entered with an invalid character that is to be added to the volumes names in the recovery plan file.

**System action:** The server does not process the command.

**User response:** Reissue the command with a valid character.

---

**ANR6706E** *Command: Invalid vault name - vault name.*

**Explanation:** The indicated command has been entered with an invalid vault name.

**System action:** The server does not process the command.

**User response:** Reissue the command with a valid vault name.

---

**ANR6707W** *Command: The state, access and location attributes of the copy storage pool volume *volume name* were not updated.*

**Explanation:** The MOVE DRMEDIA command could not update the state, access and location of volume *volume name* because it was in use by another server operation.

**System action:** If the volume was in an automated library, the MOVE DRMEDIA command may have checked the volume out of the library.

If a volume pattern is specified on the command, the server continues processing the other volumes.

**User response:** Wait until the conflicting volume activity has completed, and then reissue the MOVE DRMEDIA command. Do not run the MOVE DRMEDIA and BACKUP STGPOOL commands concurrently. Ensure that the BACKUP STGPOOL command is complete before you issue the MOVE DRMEDIA command.

---

**ANR6708W** *Command: Copy pool volume *volume name* was not processed. The volume was in use.*

**Explanation:** The MOVE DRMEDIA command did not process volume *volume name* because it was in use by another server operation.

**System action:** The indicated command ends, if the volume was explicitly specified in the command. If a volume pattern was specified in the command, the

server continues processing other volumes that match the pattern.

**User response:** Wait until the conflicting volume activity has completed, and then reissue the MOVE DRMEDIA command.

---

**ANR6709W** *Command: Active-data pool volume *volume name* was not processed. The volume was in use.*

**Explanation:** The MOVE DRMEDIA command did not process volume *volume name* because it was in use by another server operation.

**System action:** The indicated command ends, if the volume was explicitly specified in the command. If a volume pattern was specified in the command, the server continues processing other volumes that match the pattern.

**User response:** Wait until the conflicting volume activity has completed, and then reissue the MOVE DRMEDIA command.

---

**ANR6710W** *Command: The state, access and location attributes of the active-data storage pool volume *volume name* were not updated.*

**Explanation:** The MOVE DRMEDIA command could not update the state, access and location of volume *volume name* because it was in use by another server operation.

**System action:** If the volume was in an automated library, the MOVE DRMEDIA command may have checked the volume out of the library.

If a volume pattern is specified on the command, the server continues processing the other volumes.

**User response:** Wait until the conflicting volume activity has completed, and then reissue the MOVE DRMEDIA command.

---

**ANR6711E** *Audit command: An invalid database backup series expiration days encountered.*

**Explanation:** A database audit process encounters an invalid value for database backup series expiration days.

**System action:** Audit processing continues.

**User response:** Issue the command again and specify FIX=YES to correct the expiration days. Or, issue an SET DRMDBBACKUPEXPIREDAYS command and specify a new expiration days value.

---

**ANR6712I**    *Audit command: An invalid database backup series expiration days encountered - the default value will be set.*

**Explanation:** A database audit process encounters an invalid value for database backup series expiration days. Because FIX=YES has been specified, the audit function sets the expiration days value to the default value.

**System action:** Audit processing continues.

**User response:** To override the default value, issue a SET DRMDBBACKUPEXPIREDAYS command to change the value after the audit command has completed.

---

**ANR6713E**    *Audit command: An invalid check label value encountered.*

**Explanation:** A database audit process encounters an invalid check label value.

**System action:** Audit processing continues.

**User response:** Issue the command again and specify FIX=YES to correct the check label value. Or, issue a SET DRMCHECKLABEL command and specify a new check label value.

---

**ANR6714I**    *Audit command: An invalid check label value encountered - the default value will be set.*

**Explanation:** A database audit process encounters an invalid check label value. Because FIX=YES has been specified, the audit function sets the check label value to the default value.

**System action:** Audit processing continues.

**User response:** To override the default value, issue a SET DRMCHECKLABEL command to change the value after the audit command has completed.

---

**ANR6715E**    *Audit command: An invalid file process value encountered.*

**Explanation:** A database audit process encounters an invalid file process value.

**System action:** Audit processing continues.

**User response:** Issue the command again and specify FIX=YES to correct the file process value. Or, issue a SET DRMFILEPROCESS command and specify a new file process value.

---

**ANR6716I**    *Audit command: An invalid file process value encountered - the default value will be set.*

**Explanation:** A database audit process encounters an invalid file process value. Because FIX=YES has been specified, the audit function sets the file process value to the default value.

**System action:** Audit processing continues.

**User response:** To override the default value, issue a SET DRMFILEPROCESS command to change the value after the audit command has completed.

---

**ANR6717E**    *Audit command: Extraneous DRM global attribute encountered.*

**Explanation:** A database audit process finds a nonexistent DRM global attribute.

**System action:** Audit processing continues.

**User response:** Issue the command again and specify FIX=YES to delete the extraneous attribute.

---

**ANR6718I**    *Audit command: Extraneous DRM global attribute encountered - the attribute will be deleted.*

**Explanation:** A database audit process finds a nonexistent DRM global attribute. Since FIX=YES has been specified, the extraneous attribute will be deleted.

**System action:** Audit processing continues.

**User response:** None.

---

**ANR6719E**    *Audit command: DRM machine ID assignments not found.*

**Explanation:** A database audit process finds no entries in server database for DRM internal machine ID assignments.

**System action:** Audit processing continues.

**User response:** Issue the command again and specify FIX=YES to correct the error.

---

**ANR6720I**    *Audit command: DRM machine ID assignments not found - entry will be created.*

**Explanation:** A database audit process finds no entries in server database for DRM internal machine ID assignments. Because FIX=YES has been specified for the audit command, the audit function creates an entry in the server database for the machine ID assignments.

**System action:** Audit processing continues.

**User response:** None.

---

---

**ANR6721E** *Audit command: DRM recovery media ID assignments not found.*

**Explanation:** A database audit process finds no entries in server database for DRM internal recovery media ID assignments.

**System action:** Audit processing continues.

**User response:** Issue the command again and specify FIX=YES to correct the error.

---

**ANR6722I** *Audit command: DRM recovery media ID assignments not found - entry will be created.*

**Explanation:** A database audit process finds no entries in server database for DRM internal recovery media ID assignments. Because FIX=YES has been specified for the audit command, the audit function creates an entry in the server database for the recovery media ID assignments.

**System action:** Audit processing continues.

**User response:** None.

---

**ANR6723E** *Audit command: Prefix for DRM recovery plan not found.*

**Explanation:** A database audit process finds no entries in server database for DRM recovery plan prefix definitions.

**System action:** Audit processing continues.

**User response:** Issue the audit command again and specify FIX=YES to correct the error.

---

**ANR6724I** *Audit command: Prefix for DRM recovery plan not found - entry will be created.*

**Explanation:** A database audit process finds no entries in server database for DRM recovery plan prefix definitions. Because FIX=YES has been specified for the audit command, the audit function creates an entry using the default value in the server database for the recovery plan file prefix.

**System action:** Audit processing continues.

**User response:** To override the default value, issue a SET DRMPLANFILEPREFIX command to change the value after the audit command has completed.

---

**ANR6725E** *Audit command: Prefix for DRM recovery plan instructions not found.*

**Explanation:** A database audit process finds no entries in server database for DRM recovery plan instructions prefix definitions.

**System action:** Audit processing continues.

**User response:** Issue the audit command again and

specify FIX=YES to correct the error.

---

**ANR6726I** *Audit command: Prefix for DRM recovery plan instructions not found - entry will be created.*

**Explanation:** A database audit process finds no entries in server database for DRM recovery plan instructions prefix definitions. Because FIX=YES has been specified for the audit command, the audit function creates an entry using the default value in the server database for the recovery plan instructions file prefix.

**System action:** Audit processing continues.

**User response:** To override the default value, issue a SET DRMPLANINSTRPREFIX command to change the value after the audit command has completed.

---

**ANR6727E** *Audit command: Postfix for DRM replacement volumes names not found.*

**Explanation:** A database audit process finds no entries in server database for DRM postfix definitions for replacement volumes names.

**System action:** Audit processing continues.

**User response:** Issue the audit command again and specify FIX=YES to correct the error.

---

**ANR6728I** *Audit command: Postfix for DRM replacement volumes names not found - entry will be created.*

**Explanation:** A database audit process finds no entries in server database for DRM postfix definitions for replacement volumes names. Because FIX=YES has been specified for the audit command, the audit function creates an entry using the default value in the server database for the replacement volumes postfix.

**System action:** Audit processing continues.

**User response:** To override the default value, issue a SET DRMPLANVPOSTFIX command to change the value after the audit command has completed.

---

**ANR6729E** *Audit command: Primary storage pools to be restored by DRM not found.*

**Explanation:** A database audit process finds no entries in server database for primary storage pools to be restored by DRM.

**System action:** Audit processing continues.

**User response:** Issue the audit command again and specify FIX=YES to correct the error.

---

---

**ANR6730I**    *Audit command: Primary storage pools to be restored by DRM not found - entry will be created.*

**Explanation:** A database audit process finds no entries in server database for primary storage pools to be restored by DRM. Because FIX=YES has been specified for the audit command, the audit function creates an entry using the default value in the server database for the primary storage pools to be restored by DRM.

**System action:** Audit processing continues.

**User response:** To override the default value, issue a SET DRMPRIMSTGPOOL command to change the value after the audit command has completed.

---

**ANR6731E**    *Audit command: Copy storage pools to be managed by DRM not found.*

**Explanation:** A database audit process finds no entries in server database for copy storage pools to be managed by DRM.

**System action:** Audit processing continues.

**User response:** Issue the audit command again and specify FIX=YES to correct the error.

---

**ANR6732I**    *Audit command: Copy storage pools to be managed by DRM not found - entry will be created.*

**Explanation:** A database audit process finds no entries in server database for copy storage pools to be managed by DRM. Because FIX=YES has been specified for the audit command, the audit function creates an entry using the default value in the server database for the copy storage pools to be managed by DRM.

**System action:** Audit processing continues.

**User response:** To override the default value, issue a SET DRMCOPYSTGPOOL command to change the value after the audit command has completed.

---

**ANR6733E**    *Command: Cannot complete initialization for process name process.*

**Explanation:** The indicated process fails during process initialization.

**System action:** The indicated command is ended and server processing continues.

**User response:** This usually indicates that sufficient server memory is not available on the server.

See the documentation for the operating system about how to increase memory for an application.

---

**ANR6734E**    *Command: Volume volume name not processed: library library name not defined.*

**Explanation:** The indicated volume is not processed since the designated library has not been defined or has been deleted.

**System action:** The volume is not processed.

**User response:** Reissue the command using a different library name, or define the library before retrying the command.

---

**ANR6735E**    *Audit command: Courier information for ORM not found.*

**Explanation:** A database audit process finds no entries in server database for courier name definitions used by DRM Offsite Recovery Media (ORM).

**System action:** Audit processing continues.

**User response:** Issue the audit command again and specify FIX=YES to correct the error.

---

**ANR6736I**    *Audit command: Courier information for ORM not found - entry will be created.*

**Explanation:** A database audit process finds no entries in server database for courier name definitions used by DRM Offsite Recovery Media (ORM). Because FIX=YES has been specified for the audit command, the audit function creates an entry using the default value in the server database for the courier name definitions.

**System action:** Audit processing continues.

**User response:** To override the default value, issue a SET DRMCOURIERNAME command to change the value after the audit command has completed.

---

**ANR6737E**    *Audit command: Vault name for ORM not found.*

**Explanation:** A database audit process finds no entries in server database for vault name definitions used by DRM Offsite Recovery Media (ORM).

**System action:** Audit processing continues.

**User response:** Issue the audit command again and specify FIX=YES to correct the error.

---

**ANR6738I**    *Audit command: Vault name for ORM not found - entry will be created.*

**Explanation:** A database audit process finds no entries in server database for vault name definitions used by DRM Offsite Recovery Media (ORM). Because FIX=YES has been specified for the audit command, the audit function creates an entry using the default value in the server database for the vault name definitions.

**System action:** Audit processing continues.

**User response:** To override the default value, issue a SET DRMVaultNAME command to change the value after the audit command has completed.

---

**ANR6739E** *Audit command: Database backup series expiration days for ORM not found.*

**Explanation:** A database audit process finds no entries in server database for database backup series expiration days definitions used by DRM Offsite Recovery Media (ORM).

**System action:** Audit processing continues.

**User response:** Issue the audit command again and specify FIX=YES to correct the error.

---

**ANR6740I** *Audit command: Database backup series expiration days for ORM not found - entry will be created.*

**Explanation:** A database audit process finds no entries in server database for database backup series expiration days definitions used by DRM Offsite Recovery Media (ORM). Because FIX=YES has been specified for the audit command, the audit function creates an entry using the default value in the server database for the database backup series expiration days definitions.

**System action:** Audit processing continues.

**User response:** To override the default value, issue a SET DRMDBBACKUPEXPIREDDAYS command to change the value after the audit command has completed.

---

**ANR6741E** *Audit command: Check label indicator for ORM not found.*

**Explanation:** A database audit process finds no entries in server database for check label definitions used by DRM Offsite Recovery Media (ORM).

**System action:** Audit processing continues.

**User response:** Issue the audit command again and specify FIX=YES to correct the error.

---

**ANR6742I** *Audit command: Check label indicator for ORM not found - entry will be created.*

**Explanation:** A database audit process finds no entries in server database for check label definitions used by DRM Offsite Recovery Media (ORM ). Because FIX=YES has been specified for the audit command, the audit function creates an entry using the default value in the server database for the check label definitions.

**System action:** Audit processing continues.

**User response:** To override the default value, issue a SET DRMCHECKLABEL command to change the value after the audit command has completed.

---

**ANR6743E** *Audit command: File process indicator for ORM not found.*

**Explanation:** A database audit process finds no entries in server database for file process definitions used by DRM Offsite Recovery Media (ORM).

**System action:** Audit processing continues.

**User response:** Issue the audit command again and specify FIX=YES to correct the error.

---

**ANR6744I** *Audit command: File process indicator for ORM not found - entry will be created.*

**Explanation:** A database audit process finds no entries in server database for file process definitions used by DRM Offsite Recovery Media (ORM). Because FIX=YES has been specified for the audit command, the audit function creates an entry using the default value in the server database for the file process definitions.

**System action:** Audit processing continues.

**User response:** To override the default value, issue a SET DRMFILEPROCESS command to change the value after the audit command has completed.

---

**ANR6745E** *Audit command: DRM recovery media ID assignments are incorrect.*

**Explanation:** A database audit process finds that the global attributes recovery media id used for server DRM activities are incorrect.

**System action:** Audit processing continues.

**User response:** Reissue the audit command with FIX=YES specified so that the DRM global attributes can be corrected.

---

**ANR6746I** *Audit command: DRM recovery media ID assignments are incorrect - values will be corrected.*

**Explanation:** A database audit process finds that the global attributes recovery media ID used for server DRM activities are incorrect. Since FIX=YES has been specified on the AUDIT command, the attribute value will be corrected in the server database.

**System action:** Audit processing continues.

**User response:** None.

---

**ANR6747I** *Number of volumes processed: number*

**Explanation:** The MOVE DRMEDIA command has processed the number of volumes displayed. This message may be displayed in response to a QUERY PROCESS command for a MOVE DRMEDIA command.

**System action:** Server operation continues.

**User response:** None.

---

**ANR6749I** *Command: process process ID terminated before completion - process canceled.*

**Explanation:** The indicated background process performing the command shown has been canceled.

**System action:** If other processes are executing, these processes continue.

**User response:** None.

---

**ANR6750E** *Disaster recovery manager operation command being processed is denied - server is not in compliance with license terms.*

**Explanation:** The server refuses a disaster recovery manager operation because the current server configuration is not in compliance with the license terms.

**System action:** Server operation continues. Disaster recovery operations cannot be performed until the server is licensed for the disaster recovery manager product.

**User response:** Issue a QUERY LICENSE command to determine which license terms are not in compliance.

---

**ANR6751E** *Disaster recovery manager operation command being processed is denied - server is not licensed for disaster recovery manager support.*

**Explanation:** The server refuses a disaster recovery manager operation because the server is not licensed to support the disaster recovery manager.

**System action:** Server operation continues.

**User response:** Obtain the license to support the disaster recovery manager from your service provider or reseller. Issue the REGISTER LICENSE command with this license to enable the disaster recovery manager support.

---

**ANR6752W** *Disaster recovery manager operation Command being processed is in violation of server license terms - server is not licensed for disaster recovery manager support.*

**Explanation:** The server warns about a disaster recovery manager operation because the server is not licensed to support disaster recovery manager.

**System action:** Server operation continues.

**User response:** Obtain the license to support disaster recovery manager from your service provider or reseller. Issue the REGISTER LICENSE command with this license to enable disaster recovery manager support.

---



---

**ANR6753E** *command being processed encountered an internal server error while checking license compliance.*

**Explanation:** The server encountered an internal error in determining whether the server is in compliance with license terms.

**System action:** Server operation continues.

**User response:** Issue the QUERY LICENSE and QUERY STATUS commands to determine if the server is in compliance with license terms. Start an AUDIT LICENSES process to adjust server license information. When this process completes, start the session again. If the problem persists, contact your service representative.

---

**ANR6754I** *Machine machine name characteristics deleted.*

**Explanation:** A DELETE MACHINE command has deleted the requested characteristics from the server.

**System action:** None.

**User response:** None.

---

**ANR6755I** *Machine machine name recovery instructions deleted.*

**Explanation:** A DELETE MACHINE command has deleted the requested recovery instructions from the server.

**System action:** None.

**User response:** None.

---

**ANR6756E** *Machine machine name characteristics not defined to the server.*

**Explanation:** A DELETE MACHINE command cannot delete the requested characteristics from the server. The characteristics for the specified machine are not defined to the server.

**System action:** The server operation continues, but the command has no effect.

**User response:** Issue the command again and specify a machine that has characteristics defined to the server.

---

**ANR6757E** *Machine machine name recovery instructions not defined to the server.*

**Explanation:** A DELETE MACHINE command cannot delete the requested recovery instructions from the server. The recovery instructions for the specified machine are not defined to the server.

**System action:** The server operation continues, but the command has no effect.

**User response:** Issue the command again and specify



a machine that has recovery instructions defined to the server.

---

**ANR6758E** *Command: Only one character string can be specified.*

**Explanation:** The INSERT command is invalid. Either a characteristics string can be specified or a recovery instructions string can be specified on the command. Both types of strings cannot be specified on the command at the same time.

**System action:** The server does not process the command.

**User response:** Issue the command again and specify one valid character string.

---

**ANR6759E** *Disaster recovery manager operation command being processed is denied - disaster recovery manager support is not available for server platform platform.*

**Explanation:** The server refuses a disaster recovery manager operation because disaster recovery manager support is not available for the indicated server platform.

**System action:** Server operation continues.

**User response:** None.

---

**ANR6760E** *Command: Executable command line exceeds maximum length characters for volume volume name.*

**Explanation:** While writing to a command file, one of the following conditions occurred:

- The length of the command line written to the command file exceeds the LRECL specified for MVS or exceeds the default length for the command line written (255).
- The length of the command created after replacing the substitution variables &VOL, &VOLDSN, &NL, and &LOC exceeds the server allowable command line length (1500).

**System action:** The server stops processing the command.

**User response:** Issue the command again and specify a valid executable command with the CMD parameter.

In the case where volumes are being ejected from the library, it is possible the server database does not reflect the true state of the volume. For MOVE DRMEDIA, rerun the command after determining the cause of the error. For MOVE MEDIA, an update volume command should be issued setting the access of the volume to read only.

If this message is issued by a MOVE or QUERY DRMEDIA command and the volume record has been deleted from the server database, you can not use the

MOVE or QUERY DRMEDIA commands to create the command file entry for this volume. In this case, you must manually issue the proper command.

---

**ANR6761E** *Command: WHERESTATE parameter is required.*

**Explanation:** The indicated command specifies a volume name containing a pattern matching character and the TOSTATE parameter. The WHERESTATE parameter is not specified. The specification is invalid. Pattern-matching for volume names is only allowed when the WHERESTATE parameter is specified.

**System action:** The server does not process the command.

**User response:** Reissue the command specifying a specific volume name or by specifying the WHERESTATE parameter along with the TOSTATE parameter.

---

**ANR6762E** *Command: The specified destination state tostate is invalid for volume volume name in current state state.*

**Explanation:** The indicated command specifies a destination state that is invalid for the volume name shown in the indicated current state.

**System action:** The server does not process the volume.

**User response:** Issue the command again and specify a valid destination state for the volume name shown.

---

**ANR6763I** *Command: The specified command has been written to file 'file name'.*

**Explanation:** The command string specified with the CMD parameter on the command shown is written to the indicated file for each volume successfully processed.

**System action:** None.

**User response:** Execute the commands written to the file.

---

**ANR6764E** *command: Command file name exceeds maximum characters characters.*

**Explanation:** The file name specified for containing the executable commands generated by DRM exceeds the maximum valid length shown.

**System action:** The server does not process the command.

**User response:** Reissue the command specifying a valid file name.

---

**ANR6765E** *Command: Invalid not mountable location name - not mountable name.*

**Explanation:** The indicated command has been entered with an invalid not mountable location name.

**System action:** The server does not process the command.

**User response:** Reissue the command with a valid not mountable location name.

---

**ANR6766E** *Command: No command string is specified for FORMAT=CMD.*

**Explanation:** The indicated command has been entered with a FORMAT=CMD to write a command string to a file, but no command string is specified.

**System action:** The server does not process the command.

**User response:** Reissue the command specifying a command string to be written to a file.

---

**ANR6767E** *Command: Invalid command file name - command file name.*

**Explanation:** The indicated command has been entered with an invalid command file name.

**System action:** The server does not process the command.

**User response:** Reissue the command with a valid command file name.

---

**ANR6768E** *command: Prefix exceeds maximum characters characters.*

**Explanation:** The prefix specified for recovery plan files or for plan instructions files exceeds the maximum valid length. The maximum valid length is shown in the message.

**System action:** The server does not process the command.

**User response:** Reissue the command specifying a valid prefix.

---

**ANR6769E** *Audit command: Not mountable name information for ORM not found.*

**Explanation:** A database audit process finds no entries in server database for not mountable location name definitions used by DRM Offsite Recovery Media (ORM).

**System action:** Audit processing continues.

**User response:** Issue the audit command again and specify FIX=YES to correct the error.

---

**ANR6770I** *Audit command: Not mountable name information for ORM not found - entry will be created.*

**Explanation:** A database audit process finds no entries in server database for not mountable location name definitions used by DRM Offsite Recovery Media (ORM). Because FIX=YES has been specified for the audit command, the audit function creates an entry using the default value in the server database for the courier name definitions.

**System action:** Audit processing continues.

**User response:** To override the default value, issue a SET DRMNOTMOUNTABLENAME command to change the value after the audit command has completed.

---

**ANR6771E** *Audit command: Command file name information for ORM not found.*

**Explanation:** A database audit process finds no entries in server database for command file name definitions used by DRM Offsite Recovery Media (ORM).

**System action:** Audit processing continues.

**User response:** Issue the audit command again and specify FIX=YES to correct the error.

---

**ANR6772I** *Audit command: Command file name information for ORM not found - entry will be created.*

**Explanation:** A database audit process finds no entries in server database for command file name definitions used by DRM Offsite Recovery Media (ORM). Because FIX=YES has been specified for the audit command, the audit function creates an entry using the default value in the server database for the command file name definitions.

**System action:** Audit processing continues.

**User response:** To override the default value, issue a SET DRMCMDFILENAME command to change the value after the audit command has completed.

---

**ANR6773E** *Command: Unable to open file 'command file name' for output.*

**Explanation:** An error occurred while opening the command file name shown. The file name shown in the message is specified with the indicated command, the SET command, or the default name generated by the indicated command.

**System action:** The server does not process the indicated command.

**User response:** Examine error messages that may have been displayed prior to this message and correct any problems, if possible. Make sure that the server has

proper authority to write to the file indicated. In AIX, make sure that the file name specified in the command or in the SET command is a full path file name, not a directory path name. In MVS, make sure that the file name specified in the command or in the SET command is a valid MVS file name. Reissue the command after determining the cause of the error.

---

**ANR6774E** *Command: Invalid volume transition states - from 'specified WHERESTATE' state to 'specified TOSTATE' state.*

**Explanation:** The TOSTATE specified is an invalid destination state for the WHERESTATE specified.

**System action:** The server does not process the command.

**User response:** Issue the command again and specify a valid destination state.

---

**ANR6775E** *Command: Error writing to file 'file name' for volume volume name.*

**Explanation:** An error occurred while writing to the file name shown for the indicated volume.

**System action:** The server stops processing the command.

**User response:** Examine error messages that may have been displayed prior to this message and correct any problems, if possible. Make sure that the server has proper authority to write to the file indicated. Reissue the command after determining the cause of the error.

In the case where volumes are being ejected from the library, it is possible the server database does not reflect the true state of the volume. For MOVE DRMEDIA, rerun the command after determining the cause of the error. For MOVE MEDIA, an update volume command should be issued setting the access of the volume to read only.

If this message is issued by a MOVE or QUERY DRMEDIA command and the volume record has been deleted from the server database, you can not use the MOVE or QUERY DRMEDIA commands to create the command file entry for this volume. In this case, you must manually issue the proper command.

---

**ANR6776E** *Command: Could not delete file: file name*

**Explanation:** The indicated command failed but the file created could not be deleted.

**System action:** None.

**User response:** Delete the file shown.

---

**ANR6777E** *Command: Command file 'file name' already in use.*

**Explanation:** The command indicated references a command file name that is in use. The command file name shown is selected for use by the server in the following order:

- The file name specified on the indicated command.
- The file name specified on the SET command.
- The file name generated by the server (AIX only).

**System action:** The server does not process the command.

**User response:** Reissue the command at a later time or reissue the command specifying a different command file name.

---

**ANR6778E** *Command: Volume volume name not processed: device type device type not supported.*

**Explanation:** The indicated volume is not processed because the device type shown is not supported by the function.

**System action:** The indicated volume is not processed.

**User response:** None.

---

**ANR6779E** *Disaster recovery manager operation command being processed is denied - disaster recovery manager support is not available for server platform.*

**Explanation:** The server refuses a disaster recovery manager operation because disaster recovery manager support is not available for the server platform.

**System action:** Server operation continues.

**User response:** None.

---

**ANR6780E** *Audit command: An invalid recovery plan file expiration days encountered.*

**Explanation:** A database audit process encounters an invalid value for recovery plan file expiration days.

**System action:** Audit processing continues.

**User response:** Issue the command again and specify FIX=YES to correct the expiration days. Or, issue an SET DRMRPFEXPIREDAYS command and specify a new expiration days value.

---

**ANR6781I** *Audit command: An invalid recovery plan file expiration days encountered - the default value will be set.*

**Explanation:** A database audit process encounters an invalid value for recovery plan file expiration days. Because FIX=YES has been specified, the audit function sets the expiration days value to the default value.

**System action:** Audit processing continues.

**User response:** To override the default value, issue a SET DRMRPFEXPIREDAYS command to change the value after the audit command has completed.

---

**ANR6782E** *Audit command: Recovery plan file expiration days not found.*

**Explanation:** A database audit process finds no entries in server database for recovery plan file expiration days definitions.

**System action:** Audit processing continues.

**User response:** Issue the audit command again and specify FIX=YES to correct the error.

---

**ANR6783I** *Audit command: Recovery plan file expiration days not found - entry will be created.*

**Explanation:** A database audit process finds no entries in server database for recovery plan file expiration days definitions. Because FIX=YES has been specified for the audit command, the audit function creates an entry using the default value in the server database for the recovery plan file expiration days definitions.

**System action:** Audit processing continues.

**User response:** To override the default value, issue a SET DRMRPFEXPIREDAYS command to change the value after the audit command has completed.

---

**ANR6784I** *Number of volumes processed: number volumes processed. Volumes sent to library library name for checkout: number volumes sent.*

**Explanation:** The MOVE DRMEDIA command has processed the number of volumes shown. Currently, the MOVE DRMEDIA command has sent for processing the number of volumes shown to the library shown. This message may be displayed in response to a QUERY PROCESS command for a MOVE DRMEDIA command.

**System action:** Server operation continues.

**User response:** None.

---

**ANR6785W** *Warning: The ADSM V3 Disaster Recovery Manager Disk Image Dump function is not supported in the disaster recovery manager . The ADSM V3 DRM Disk Image Restore function has been stabilized with no new maintenance or hardware support planned.*

**Explanation:** None.

**System action:** DRM Disk Image Dump and Restore function continues.

**User response:** None.

---

**ANR6900I** *Command: The recovery plan file file name was created.*

**Explanation:** The recovery plan file was created.

**System action:** None.

**User response:** None.

---

**ANR6901I** *Number of plan stanzas processed: number.*

**Explanation:** The PREPARE command has processed the number of stanzas displayed. This message may be displayed in response to a QUERY PROCESS command for a PREPARE command.

**System action:** Server operation continues.

**User response:** None.

---

**ANR6902I** *Number of plan stanzas processed: number. Currently processing stanza: recovery plan stanza name.*

**Explanation:** The PREPARE command displays the number of stanzas already processed and the name of the stanza currently being processed. This message may be displayed in response to a QUERY PROCESS command for a PREPARE command.

**System action:** Server operation continues.

**User response:** None.

---

**ANR6903I** *Cancel in progress.*

**Explanation:** The PREPARE command has been canceled and will end when resources have been freed for the background process. This message may be displayed in response to a QUERY PROCESS command for a PREPARE command.

**System action:** Server operation continues.

**User response:** None.

---

**ANR6904I** *Sending recovery plan file to target server.*

**Explanation:** The PREPARE command is sending the recovery plan file to the target server. This message may be displayed in response to a QUERY PROCESS command for a PREPARE command.

**System action:** Server operation continues.

**User response:** None.

---

**ANR6905I** *Command: Recovery plan file RPF volume name was created. Specified device class device class name.*

**Explanation:** The recovery plan file was created on the target server.

**System action:** Server operation continues.

**User response:** None.

---

**ANR6912W** *Command: The database was not backed up.*

**Explanation:** No backups have been made of the server data base.

**System action:** Stanzas in the recovery plan do not include database recovery information.

**User response:** Backup the server data base by issuing the BACKUP DB command.

---

**ANR6913W** *Command: No volumes with backup data exist in copy storage pool storage pool name.*

**Explanation:** A copy storage pool does not contain any volumes with usable data.

**System action:** Stanzas in the recovery plan do not include recovery information for any volumes in the storage pool.

**User response:** Determine why this storage pool has no volumes with usable data.

---

**ANR6914W** *Command: No volumes with active data exist in the active-data storage pool storage pool name.*

**Explanation:** An active-data storage pool does not contain any volumes with usable data.

**System action:** Stanzas in the recovery plan do not include recovery information for any volumes in the storage pool.

**User response:** Determine why this storage pool has no volumes with usable data.

---

**ANR6915W** *Command: Storage pool storage pool name storage pool type is not defined to the server.*

**Explanation:** A storage pool that is not defined to the server was specified by SET DRMPRIMSTGPOOL, SET DRMCOPYSTGPOOL, or on the PREPARE command line.

**System action:** Stanzas in the recovery plan do not include recovery information for the storage pool.

**User response:** Correct the storage pool specification or define the storage pool to the server.

---



---

**ANR6916W** *Command: No copy storage pools are defined.*

**Explanation:** The server has no copy storage pools defined.

**System action:** Recovery plan file will not contain copy storage pool information.

**User response:** Define copy storage pools in the server.

---

**ANR6918W** *Command: Recovery instructions file file name not found.*

**Explanation:** A source file for recovery instructions was not found.

**System action:** The recovery plan will not contain recovery instructions.

**User response:** To get recovery instructions in the recovery plan, ensure the corresponding instructions source file exists. If it does, check authorizations to the file.

---

**ANR6920W** *Command: S volume name is not valid for server device type device type. Original volume name: volume name. Stanza is stanza name.*

**Explanation:** Appending the replacement volume name postfix (as defined with SET DRMPLANVPOSTFIX) to the original volume name has created a name that is not valid for the server device type shown.

**System action:** Replacement volume name is used in the recovery plan stanza.

**User response:** Devise a naming convention that allows the use of the replacement volume name postfix or at restore time manually update the generated recovery plan with a legal replacement name.

---

**ANR6921W** *Command: Cannot locate server options file 'file name'.*

**Explanation:** The Prepare command cannot open the specified server options file.

**System action:** VOLHISTORY and DEVCONFIG options are added to the recovery plan file stanza DSMSEV.OPT.FILE.

**User response:** None.

---

**ANR6922W** *Command: No machine information was defined for the machine that contains server server name.*

**Explanation:** The machine information has not been saved in the server data base.

**System action:** The recovery plan file does not contain

the machine and recovery media information stanzas.

**User response:** If you want to include the machine information in the recovery plan file, issue the DEFINE MACHINE command to save the machine information in the server data base and reissue the PREPARE command.

---

**ANR6923W** *Command: No recovery media defined for machine machine name.*

**Explanation:** No recovery media has been defined to the server for the specified machine.

**System action:** The recovery plan file does not contain the machine recovery media stanza.

**User response:** If you want to include the machine recovery media information in the recovery plan file, issue the DEFINE RECOVERYMEDIA command. Reissue the PREPARE command after the appropriate commands have been issued to define the recovery media.

---

**ANR6924W** *Command: No recovery instructions defined for machine machine name.*

**Explanation:** No recovery instructions have been defined to the server for the specified machine.

**System action:** The recovery plan file does not contain the machine recovery instructions stanza.

**User response:** If you want to include the machine recovery instructions in the recovery plan file, issue the INSERT command. Reissue the PREPARE command after the appropriate commands have been issued to define the recovery media.

---

**ANR6925W** *Command: No machine characteristics defined for machine machine name.*

**Explanation:** No characteristics have been defined to the server for the specified machine.

**System action:** The recovery plan file does not contain the machine characteristics stanza.

**User response:** If you want to include the machine recovery instructions in the recovery plan file, issue the INSERT command. Reissue the PREPARE command after the appropriate commands have been issued to define the recovery media.

---

**ANR6926W** *Command: There is at least one invalid generated volume name associated with storage pool storage pool server device type device type in stanza stanza name.*

**Explanation:** Appending the replacement volume name postfix (as defined with SET DRMPPLANVPOSTFIX) to the original volume name has created a name that is not valid for the server device type shown.

**System action:** Replacement volume name is used in the recovery plan stanza.

**User response:** Devise a naming convention that allows the use of the replacement volume name postfix or at restore time manually update the generated recovery plan with a legal replacement name.

---

**ANR6927W** *Command: Primary storage pool storage pool name, storage pool data format, is not managed by DRM.*

**Explanation:** A SET DRMPRIMSTGPOOL or the PREPARE command specified a primary storage pool that is used for backing up NAS file servers, using NDMP. DRM does not manage a storage pool with this data format.

**System action:** Stanzas in the recovery plan do not include recovery information for the storage pool.

**User response:** Correct the storage pool specification.

---

**ANR6928W** *Command: No eligible primary storage pools match the specified storage pool name storage pool name .*

**Explanation:** The storage pool specified by the SET DRMPRIMSTGPOOL or on PREPARE command does not match any eligible primary storage pool. Possible reasons include:

- Primary storage pools were not defined.
- Primary storage pools were defined, but their data formats are for NAS file servers, or their device classes use the CENTERA device type.
- The name specified does not match eligible primary storage pool names.

**System action:** Stanzas in the recovery plan do not include recovery information for the storage pools.

**User response:** Correct the storage pool specification or define eligible storage pools to the server.

---

**ANR6929W** *Command: No eligible primary storage pools are defined to the server.*

**Explanation:** The server has no eligible primary storage pools defined.

**System action:** Recovery plan file will not contain primary storage pool information.

**User response:** Define eligible primary storage pools to the server.

---

**ANR6930W** *Command: Primary storage pool storage pool name, whose device class uses the CENTERA device type, is not managed by DRM.*

**Explanation:** The SET DRMPRIMSTGPOOL or the PREPARE command specified a primary storage pool

whose device class uses the CENTERA device type. DRM does not manage storage pools that use the CENTERA device type.

**System action:** Stanzas in the recovery plan do not include recovery information for the storage pool.

**User response:** Correct the storage pool specification.

---

**ANR6937E** *command: parameter name* **parameter not allowed from the command line.**

**Explanation:** The parameter shown is not allowed from the command line interface.

**System action:** The server does not process the command.

**User response:** Reissue the command with the parameter from the web.

---

**ANR6938I** **No information found for stanza** *stanza name.*

**Explanation:** No information found for recovery plan file stanza shown.

**System action:** The server does not display the information for the stanza.

**User response:** None

---

**ANR6939E** *Command: Invalid recovery plan file stanza name - stanza name.*

**Explanation:** The specified recovery plan file stanza name is invalid.

**System action:** The server does not process the command.

**User response:** Issue the command again and specify a valid recovery plan file stanza name.

---

**ANR6940E** *command* **command not allowed from server console.**

**Explanation:** The indicated command is not allowed to be issued from the server console.

**System action:** The command is not executed.

**User response:** Reissue the command from an administrator using an Administrative Client.

---

**ANR6941E** **Query recovery plan file content is waiting for mount point in device class** *device class name.*

**Explanation:** Query recovery plan file content has begun to wait for a mount point that can be used for a volume in the device class shown.

**System action:** The function waits for the mount point.

**User response:** Respond to any mount requests.

---

**ANR6942E** **Query recovery plan file content is waiting for access to input volume** *volume name.*

**Explanation:** Query recovery plan file content has begun to wait for availability of the input volume shown.

**System action:** The function waits for the volume to become available.

**User response:** None.

---

**ANR6943E** **Query recovery plan file content is waiting for mount of input volume** *volume name.*

**Explanation:** Query recovery plan file content has begun to wait for the mount of the input volume shown.

**System action:** The function waits for mount.

**User response:** Respond to any mount requests.

---

**ANR6944E** *Command: Invalid recovery plan file name - recovery plan file name.*

**Explanation:** The recovery plan file name specified in the command is invalid.

**System action:** The server does not process the command.

**User response:** Issue the command again and specify a valid recovery plan file name.

---

**ANR6945E** *Command: Cannot find filespace* *filespace name* **for recovery plan file** *recovery plan file name.*

**Explanation:** The server cannot find the filespace (ADSM.SERVER) for recovery plan file specified in the server.

**System action:** The retrieve operation ends, and the server operation continues.

**User response:** Issue QUERY FILESPACE command on the target server to see if there is any filespace created for the recovery plan file. The filespace name for the recovery plan file is ADSM.SERVER.

---

**ANR6946E** *Command: Retrieve failed for recovery plan file name - error on input storage device.*

**Explanation:** The server ends an retrieve operation because an I/O error has been encountered by the server in reading from a device.

**System action:** The retrieve operation ends, and the server operation continues.

**User response:** Query the activity log to find messages preceding this one that specify the device that is failing. The server may need to be shut down with the HALT command to correct the hardware problem.

---

**ANR6947E** *Command: Data storage retrieve failed for recovery plan file name - error detected.*

**Explanation:** The server ends the retrieve operation because an error has been encountered on the server. Some common reasons for the error are:

- Data is corrupted on the input volume
- Hardware or media failure has occurred
- Database corruption

**System action:** The retrieve operation ends, and the server operation continues.

**User response:** Examine any prior error messages to determine the source of the error. Use the QUERY ACTLOG command to view the activity log and search for messages if needed. Correct the problem and try the restore or retrieve again. If retry of the operation continues to fail contact your service representative.

---

**ANR6948E** *Command: Cannot find the recovery plan file for Recovery plan file name.*

**Explanation:** The server cannot find the specified recovery plan file.

**System action:** The server does not process the command.

**User response:** Issue the command again and specify a valid recovery plan file name. Use the QUERY RPFIL command to view the name of the recovery plan file that you are interested in displaying its content.

---

**ANR6949E** *Command: No matching device class defined.*

**Explanation:** The device class specified in the command does not match any device class defined to the server.

**System action:** The server does not process the command.

**User response:** Issue the command again and specify a valid device class.

---

**ANR6950E** *Command: The recovery plan file was not created.*

**Explanation:** Due to a processing error, a recovery plan file was not created.

**System action:** Recovery plan file not created.

**User response:** Examine error messages that may have been displayed prior to this message and correct any problems, if possible. Reissue the command, after

determining the cause of the error.

---

**ANR6951E** *Command: Recovery plan file file name was not created.*

**Explanation:** Due to a processing error, a recovery plan file was not created.

**System action:** Recovery plan file not created.

**User response:** Examine error messages that may have been displayed prior to this message and correct any problems, if possible. Make sure that the server has proper authority to write to the file indicated and that there is sufficient space in the file system for the file. Reissue the command, after determining the cause of the error.

---

**ANR6952E** *Command: File name file name already exists.*

**Explanation:** File already exists.

**System action:** None.

**User response:** Determine why file already exists. If possible, delete it. Reissue the command, after determining the cause of the error.

---

**ANR6953E** *Command: File write error.*

**Explanation:** An error occurred while writing to the recovery plan file.

**System action:** The recovery plan file was not created.

**User response:** Examine error messages that may have been displayed prior to this message and correct any problems, if possible. Make sure that there is sufficient space in the file system for the file. Reissue the command after determining the cause of the error.

---

**ANR6954E** *Command: Unable to open file 'file name' for output.*

**Explanation:** An error occurred while opening the recovery plan file for output.

**System action:** The recovery plan file was not created.

**User response:** Examine error messages that may have been displayed prior to this message and correct any problems, if possible. Make sure that the server has proper authority to write to the file indicated. Reissue the command after determining the cause of the error.

---

**ANR6959E** *Command: Plan instructions prefix 'instructions prefix' is not valid.*

**Explanation:** The prefix specified for recovery instructions is not valid.

**System action:** The recovery plan file was not created.



**User response:** Reissue the command specifying a valid prefix.

---

**ANR6960E** *Command: Recovery plan prefix 'plan prefix ' is not valid.*

**Explanation:** The prefix specified for the recovery plan file is too long.

**System action:** The recovery plan file was not created.

**User response:** Reissue the command specifying a valid prefix.

---

**ANR6962E** *Command: Query database failed.*

**Explanation:** A server database query error occurred. This message always accompanies another error message and provides more detail about that error.

**System action:** The recovery plan file was not created.

**User response:** Issue a QUERY ACTLOG command to view the activity log and search for messages. If the error cannot be isolated and resolved, contact your service representative.

---

**ANR6963E** *Command: Query log failed.*

**Explanation:** A server database query error occurred. This message always accompanies another error message and provides more detail about that error.

**System action:** The recovery plan file was not created.

**User response:** Issue a QUERY ACTLOG command to view the activity log and search for messages. If the error cannot be isolated and resolved, contact your service representative.

---

**ANR6964E** *Command: Query storage pool failed.*

**Explanation:** An server database query error occurred. This message always accompanies another error message and provides more detail about that error.

**System action:** The recovery plan file was not created.

**User response:** Issue a QUERY ACTLOG command to view the activity log and search for messages. If the error cannot be isolated and resolved, contact your service representative.

---

**ANR6965E** *Command: Query volume failed.*

**Explanation:** An server database query error occurred. This message always accompanies another error message and provides more detail about that error.

**System action:** The recovery plan file was not created.

**User response:** Issue a QUERY ACTLOG command to view the activity log and search for messages. If the error cannot be isolated and resolved, contact your service representative.

---

**ANR6966E** *Command: Query database volume failed.*

**Explanation:** A server database query error occurred. This message always accompanies another error message and provides more detail about that error.

**System action:** The recovery plan file was not created.

**User response:** Issue a QUERY ACTLOG command to view the activity log and search for messages. If the error cannot be isolated and resolved, contact your service representative.

---

**ANR6967E** *Command: Query log volume failed.*

**Explanation:** A server database query error occurred. This message always accompanies another error message and provides more detail about that error.

**System action:** The recovery plan file was not created.

**User response:** Issue a QUERY ACTLOG command to view the activity log and search for messages. If the error cannot be isolated and resolved, contact your service representative.

---

**ANR6968E** *Command: Query volume history failed.*

**Explanation:** An server database query error occurred. This message always accompanies another error message and provides more detail about that error.

**System action:** The recovery plan file was not created.

**User response:** Issue a QUERY ACTLOG command to view the activity log and search for messages. If the error cannot be isolated and resolved, contact your service representative.

---

**ANR6969E** *Command: Query device class failed.*

**Explanation:** An server database query error occurred. This message always accompanies another error message and provides more detail about that error.

**System action:** The recovery plan file was not created.

**User response:** Issue a QUERY ACTLOG command to view the activity log and search for messages. If the error cannot be isolated and resolved, contact your service representative.

---

**ANR6970E** *Command: A recovery plan file is already being created.*

**Explanation:** The server command processor will not start a background process to execute another PREPARE command.

**System action:** The command process ends and server operation continues.

**User response:** Reissue the command after the first PREPARE command has completed.

---

**ANR6971E** *Command: Could not delete plan file `plan file name`.*

**Explanation:** Prepare command failed but the plan file created could not be deleted.

**System action:** None.

**User response:** Delete the plan file.

---

**ANR6972E** *Command: Query machine failed.*

**Explanation:** A server machine query error occurred. This message always accompanies another error message and provides more detail about that error.

**System action:** The recovery plan file was not created.

**User response:** Issue a QUERY ACTLOG command to view the activity log and search for messages. If the error cannot be isolated and resolved, contact your service representative.

---

**ANR6973E** *Command: Query recovery media failed.*

**Explanation:** A server recovery media query error occurred. This message always accompanies another error message and provides more detail about that error.

**System action:** The recovery plan file was not created.

**User response:** Issue a QUERY ACTLOG command to view the activity log and search for messages. If the error cannot be isolated and resolved, contact your service representative.

---

**ANR6974E** *Command: Unable to open file `file name`.*

**Explanation:** An error occurred while PREPARE was attempting to open the local recovery plan file copy in order to send it to the target server.

**System action:** The recovery plan file is not stored on the target server.

**User response:** Examine error messages that may have been displayed prior to this message and correct any problems, if possible. Reissue the command after determining the cause of the error.

---

**ANR6975E** *Command: Unable to read file `file name`.*

**Explanation:** An error occurred while PREPARE was attempting to read the local recovery plan file copy in order to send it to the target server.

**System action:** The recovery plan file is not stored on the target server.

**User response:** Examine error messages that may have been displayed prior to this message and correct any problems, if possible. Reissue the command after determining the cause of the error.

---

**ANR6976E** *Command: The recovery plan file was not stored on another server and the local copy `file name` cannot be deleted.*

**Explanation:** Due to a processing error, a recovery plan file was not stored on target server and the local copy of the plan file cannot be deleted.

**System action:** PREPARE processing ends.

**User response:** Examine error messages that may have been displayed prior to this message and correct any problems, if possible. After determining the cause of the error, re-issue the PREPARE command and delete the local recovery plan file.

---

**ANR6977E** *Command: Device class name `device class name` exceeds maximum characters characters.*

**Explanation:** The command shown has been entered and specifies a device class name that is too long. The maximum valid length for a device class name is shown in the message.

**System action:** The server does not process the command.

**User response:** Reissue the command specifying a valid device class name.

---

**ANR6978E** *Command: Invalid device class `device class name`.*

**Explanation:** The specified device class cannot be used by the command shown. Possible reasons include:

- The device class is not defined.
- The device class is defined but not of type SERVER.
- The name specified is an invalid device class name.

**System action:** The server does not process the command.

**User response:** Reissue the command with a valid device class.

---

**ANR6979E** *Command: Recovery plan file was not created. Specified device class `device class name`.*

**Explanation:** A recovery plan file cannot be not created using the specified device class.

**System action:** Recovery plan file not created.

**User response:** Examine error messages that may have been displayed prior to this message and correct any problems, if possible. Reissue the command, after determining the cause of the error.

---

---

**ANR6980E** *Command:* **Prefix prefix exceeds maximum characters characters.**

**Explanation:** The command shown has been entered and specifies a plan or instructions prefix that is too long. The maximum valid length is shown in the message.

**System action:** The server does not process the command.

**User response:** Reissue the command specifying a shorter prefix.

---

**ANR6984E** *Command:* **Out of space on sequential media, scratch media could not be mounted. Specified device class device class name; maximum capacity: number of bytes bytes.**

**Explanation:** During command PREPARE processing, the process encounters an out-of-space condition writing to the sequential media. Command PREPARE ends when there is no more space on the sequential media for storing data.

**System action:** Command PREPARE processing ends. Server processing continues.

**User response:** Increase the device class maximum capacity and reissue the PREPARE command. If an object was created on the target server, issue the RECONCILE VOLUMES FIX=YES to delete the object from the target server.

---

**ANR6985E** *Command:* **Error encountered in accessing data storage - volume already in use.**

**Explanation:** During command *command* processing, a volume cannot be used because it is already defined in a storage pool, or has been previously used by an export, database dump, database backup, or DRM prepare operation or is in use by another process.

**System action:** The command *command* operation is ended and server operation continues.

**User response:** Re-issue the PREPARE command.

---

**ANR6986E** *Command:* **The DELETEDATEST parameter is only valid for volume history types RPFIL or RPFNAPSHOT.**

**Explanation:** The command failed because an invalid volume history type was specified for the TYPE= parameter.

**System action:** The command fails, and server operation continues.

**User response:** Re-issue the command and specify a valid type value.

---

**ANR6987W** *Command:* **Container-copy pool volume volume name was not processed. The volume was in use.**

**Explanation:** The MOVE DRMEDIA command did not process volume *volume name* because it was in use by another server operation.

**System action:** The indicated command ends, if the volume was explicitly specified in the command. If a volume pattern was specified in the command, the server continues processing other volumes that match the pattern.

**User response:** Wait until the conflicting volume activity has completed, and then reissue the MOVE DRMEDIA command.

---

**ANR6988W** *Command:* **The state, access and location attributes of the container-copy storage pool volume volume name were not updated.**

**Explanation:** The MOVE DRMEDIA command could not update the state, access and location of volume *volume name* because it was in use by another server operation.

**System action:** If the volume was in an automated library, the MOVE DRMEDIA command may have checked the volume out of the library.

If a volume pattern is specified on the command, the server continues processing the other volumes.

**User response:** Wait until the conflicting volume activity has completed, and then reissue the MOVE DRMEDIA command.

---

**ANR7800I (AIX) DSMSEV generated at time on date.**

**Explanation:** The server module was generated at the indicated date and time.

**System action:** Server operation continues.

**User response:** None.

---

**ANR7800I (Linux) DSMSEV generated at time on date.**

**Explanation:** The server module was generated at the indicated date and time.

**System action:** Server operation continues.

**User response:** None.

---

**ANR7800I (Windows) DSMSEV generated at time on date.**

**Explanation:** The server module was generated at the indicated date and time.

**System action:** Server operation continues.

**User response:** None.

---

**ANR7801I (AIX)** Subsystem process ID is *process identifier*.

**Explanation:** The server process has the indicated process identifier.

**System action:** Server operation continues.

**User response:** None.

---

**ANR7801I (Linux)** Subsystem process ID is *process identifier*.

**Explanation:** The server process has the indicated process identifier.

**System action:** Server operation continues.

**User response:** None.

---

**ANR7802E (AIX)** Shared memory segments for a server running in the current directory already exist. The -F parameter can be used to overwrite.

**Explanation:** Shared memory segments are created for each instance of the server based on the current directory. This message indicates that the shared memory segments already exist. A server is presently running from the current directory or a server running from the current directory ended abnormally.

**System action:** The server terminates.

**User response:** If the server running in the current directory terminated abnormally, start dsmserv with the -F parameter to force the existing shared memory segments to be overwritten. If you want to run multiple instances of the server, each instance must be run from a separate directory with a separate dsmserv.dsk file and have separate log, database, and storage volumes.

---

**ANR7803E (AIX)** Attempt to overwrite a shared memory segment, as directed with the -F parameter, FAILED.

**Explanation:** The server has been started with the -F parameter and unsuccessfully attempted to overwrite existing shared memory segments. This error occurs when the user that starts the server with -F parameter is not the owner of the shared memory segments and lacks the required authority.

**System action:** Server terminates.

**User response:** Resolve the authorization problem and restart the server.

---

**ANR7804E (AIX)** *Error reason.*

**Explanation:** The server attempted to open,lock, or write to the specified file The open, lock, or write operation failed. These are some common reasons for the failure.

Another server is already running from this directory and has the file open or locked.

The instance user ID does not have enough write access to the file.

The file system is full.

**System action:** Server terminates.

**User response:** Examine the contents of the lock file. The process ID for the server that is running is recorded in this file. Two servers cannot be started from the same directory. You can remove the lock file and attempt to start the server only if the recorded process ID is not currently running dsmserv. The 'ps -e' AIX command can be used to display processes that are currently running. Check the permissions of the directory and file system and ensure that there is appropriate permission for the instance user ID to write to the file. Check that there is enough space in the file system.

---

**ANR7804E (Linux)** *Error reason.*

**Explanation:** The server attempted to open,lock, or write to the specified file The open, lock, or write operation failed. These are some common reasons for the failure.

Another server is already running from this directory and has the file open or locked.

The instance user ID does not have enough write access to the file.

The file system is full.

**System action:** Server terminates.

**User response:** Examine the contents of the lock file. The process ID for the server that is running is recorded in this file. Two servers cannot be started from the same directory. You can remove the lock file and attempt to start the server only if the recorded process ID is not currently running dsmserv. The 'ps -e' command can be used to display processes that are currently running. Check the permissions of the directory and file system and ensure that there is appropriate permission for the instance user ID to write to the file. Check that there is enough space in the file system.

---

**ANR7804E (Windows)** *Error reason.*

**Explanation:** The server attempted to open,lock, or write to the specified file The open, lock, or write operation failed. These are some common reasons for the failure.

Another server is already running from this directory and has the file open or locked.

The instance user ID does not have enough write access

to the file.  
The file system is full.

**System action:** Server terminates.

**User response:** Examine the contents of the lock file. The process ID for the server that is running is recorded in this file. Two servers cannot be started from the same directory. You can remove the lock file and attempt to start the server only if the recorded process ID is not currently running dsmserve. Check the permissions of the directory and file system and ensure that there is appropriate permission for the instance user ID to write to the file. Check that there is enough space in the file system.

---

**ANR7805E (AIX) Volume *volume name* is in use by another server.**

**Explanation:** The server has attempted to open a disk volume but has discovered that the volume is in use by another server.

**System action:** The open operation fails for the volume.

**User response:** To prevent concurrent RAW volume access by more than one server, files are created in the /tmp directory to 'lock' these volumes. The names of these temporary files are /tmp/adsm.disk.dev.<volumename> where <volumename> is the name of the RAW volume defined in the /dev directory. Please note that the name for the logical volume as defined in SMIT is represented in the /dev directory with a leading 'r' character (for example, a raw volume defined in SMIT as dsmstg1 will be represented in the /dev directory as the file /dev/rdsmstg1).

You may use the AIX 'ps -e' command to determine if other dsmserve processes are running. You may remove the temporary lock files and attempt to re-start the server ONLY if there are no other dsmserve processes running

---

**ANR7805E (Linux) Volume *volume name* is in use by another server.**

**Explanation:** The server has attempted to open a disk volume but has discovered that the volume is in use by another server.

**System action:** The open operation fails for the volume.

**User response:** To prevent concurrent RAW volume access by more than one server, files are created in the /tmp directory to 'lock' these volumes. The names of these temporary files are /tmp/adsm.disk.dev.<volumename> where <volumename> is the name of the RAW volume defined in the /dev directory. Please note that the name for a RAW logical volume as defined in Solaris is in the /dev directory with a leading 'r' character (for example, a raw volume

defined in Solaris on a regular SCSI drive as dsk/c0t0d0s0 will be represented in the /dev directory as the file /dev/rdisk/c0t0d0s0). For a REGULAR DISK volume, the server automatically locks/unlocks a volume. Different linked file names pointing to the same volume will cause this message since the server locks the linked volume, not the link name itself.

You may use the Solaris 'ps -ef | grep dsmserve' command to determine if other dsmserve processes are running. You may remove the temporary lock files for RAW volumes and attempt to re-start the server ONLY if there are no other dsmserve processes are running.

---

**ANR7806W (AIX) Unable to open file *file*.**

**Explanation:** The server was unable to open the indicated file.

**System action:** The operation that was to use the indicated file fails. A subsequent unnumbered message had details from the system.

**User response:** Determine the reason for being unable to open the file and re-attempt the operation. Common reasons for being unable to open the file include providing the wrong name, having insufficient authorization to open the file and not being the file's owner.

---

**ANR7806W (Linux) Unable to open file *file*.**

**Explanation:** The server was unable to open the indicated file.

**System action:** The operation that was to use the indicated file fails. A subsequent unnumbered message had details from the system.

**User response:** Determine the reason for being unable to open the file and re-attempt the operation. Common reasons for being unable to open the file include providing the wrong name, having insufficient authorization to open the file and not being the file's owner.

---

**ANR7806W (Windows) Unable to open file *file*.**

**Explanation:** The server was unable to open the indicated file.

**System action:** The operation that was to use the indicated file fails. A subsequent unnumbered message had details from the system.

**User response:** Determine the reason for being unable to open the file and re-attempt the operation. Common reasons for being unable to open the file include providing the wrong name, having insufficient authorization to open the file and not being the file's owner. The file may be already opened by the server or another program.

---

**ANR7807W (AIX)** Unable to get information for file *file*.

**Explanation:** The server was unable to get information about the indicated file.

**System action:** The operation that was to use the indicated file fails. A subsequent, unnumbered message has details from the system.

**User response:** Determine the reason for being unable to access the file and re-attempt the operation. Common reasons for being unable to access the file include providing the wrong name, having insufficient authorization to open the file and not being the file's owner.

---

**ANR7807W (Linux)** Unable to get information for file *file*.

**Explanation:** The server was unable to get information about the indicated file.

**System action:** The operation that was to use the indicated file fails. A subsequent, unnumbered message has details from the system.

**User response:** Determine the reason for being unable to access the file and re-attempt the operation. Common reasons for being unable to access the file include providing the wrong name, having insufficient authorization to open the file, not being the file's owner, or too many soft links to the file. If trying to access a RAW partition, the server must be started with superuser privileges.

---

**ANR7807I (Windows)** Oracle Library Attach module *module name* has been loaded.

**Explanation:** The module indicated has been successfully loaded. Operations involving this module may now be performed by the server.

**System action:** The server now supports ACSLS functions that depend on this module.

**User response:** None.

---

**ANR7808W (AIX)** root user authority required for non-default scheduling policy.

**Explanation:** The server was unable to use the scheduling policy specified in the options file. The server must be running with root authority to use any scheduling policy other than the default.

**System action:** Operation continues but with the default scheduling policy.

**User response:** Run the server with root authority or don't specify a scheduling policy in the options file.

---

**ANR7808W (Windows)** Oracle Library Attach module *module name* is not available from the system.

**Explanation:** The server attempted to load the Library Attach module. However, this module is not installed to the system.

**System action:** Server operation continues, but without ACSLS function.

**User response:** Ensure that the Library Attach module is installed to the system.

---

**ANR7809I (AIX)** Using scheduling policy *policy*.

**Explanation:** All threads in the server will use the specified scheduling policy.

**System action:** Operations continue.

**User response:** None

---

**ANR7810W (AIX)** Unable to create a new child process.

**Explanation:** The server cannot create a new child thread.

**System action:** Server processing continues. Other error messages from the server component are displayed.

**User response:** Ensure that sufficient paging space is available for AIX. If the server has been started from a non-root user ID, ensure that the AIX process limit per user is sufficient for the server. The server requires approximately 24 processes, in addition to one process per client session, and one process for each background operation. Each thread started by the server is an AIX process. To change the number of processes per user, use the SMIT menus for System Environment, and choose Change / Show Characteristics of Operating System. You may also use SMIT to determine if the number of applications is causing a memory shortage. It may be necessary to decrease the maximum number of client sessions by changing the MAXSESSIONS option in the server options file.

---

**ANR7810E (Linux)** Error creating console input thread.

**Explanation:** Unable to start console input thread.

**System action:** Server operation stops.

**User response:** See other issued messages.

---

**ANR7811I (AIX)** Using instance directory *instance directory*.

**Explanation:** The server is operating out of the indicated directory.

**System action:** Server processing continues.

**User response:** None.

---

**ANR7811E (Linux) Insufficient memory for console initialization.**

**Explanation:** The server is unable to allocate enough memory for console initialization.

**System action:** Server operation stops.

**User response:** Ensure that there is sufficient paging space. It may be necessary to reduce the maximum number of client sessions by changing the MAXSESSIONS option in the server options file.

---

**ANR7812E (Linux) Insufficient memory to buffer console input. The following input line was discarded:** *discarded console input.*

**Explanation:** An error occurs during an attempt to allocate a buffer to hold the specified console input.

**System action:** The console input is discarded.

**User response:** Ensure that there is sufficient paging space. It may be necessary to reduce the maximum number of client sessions by changing the MAXSESSIONS option in the server options file.

---

**ANR7813W (AIX) The server mode-bit server is not supported on a kernel mode-bit kernel.**

**Explanation:** The 32-bit server is supported only when running with the 32-bit kernel, and the 64-bit server is supported only when running the 64-bit kernel.

**System action:** Server processing continues.

**User response:** You must match the server mode with the kernel mode by either switching the kernel mode or installing the correct server fileset.

---

**ANR7813W (Linux) Unable to create a new child thread.**

**Explanation:** The server cannot create a new child thread.

**System action:** Server processing continues. Other error messages from the server component are displayed.

**User response:** Ensure that sufficient swap space is available for Solaris. The amount of swap available can be obtained by executing 'swap -l'. If the number of free blocks is low, you can add swap files while the system is running by executing 'mkfile' and then 'swap -a'. See the Solaris man pages on 'mkfile' and 'swap' for more details.

If the server has been started from a non-root user ID, ensure that the process limit per user is sufficient to accommodate the server. You can tune the 'maxusers=##' parameter in the /etc/system file to increase the number of number of users that can be on the system

at one time. This will also force the kernel to allocate more memory/swap for user-processes.

A system reboot with the 'reconfigure' option is required for the new user settings to take effect. It may be necessary to decrease the maximum number of client sessions by changing the MAXSESSIONS option in the server options file.

---

**ANR7814I (Linux) Using instance directory instance directory.**

**Explanation:** The server is operating out of the indicated directory.

**System action:** Server processing continues.

**User response:** None.

---

**ANR7820E (AIX) Insufficient memory to buffer console input; the following input line was discarded:** *discarded console input.*

**Explanation:** An error occurs during an attempt to allocate a buffer large enough to read console input.

**System action:** The console input is discarded.

**User response:** Ensure that sufficient paging space is available for AIX. You may also use SMIT to determine if the number of applications is causing a memory shortage. It may be necessary to decrease the maximum number of client sessions by changing the MAXSESSIONS option in the server options file.

---

**ANR7820S (Linux) Thread thread ID terminated in response to program abort.**

**Explanation:** The thread has ended due to a program abort.

**System action:** The server completes termination processing.

**User response:** Note the associated messages and call your service representative.

---

**ANR7820W (Windows) Insufficient Space Available for file file name.**

**Explanation:** The server was attempting to create a file with the indicated name. There was insufficient space for the file on the disk.

**System action:** Server processing continues. The file creation request fails.

**User response:** Free additional space on the drive to accommodate the file, specify a file name on a drive with sufficient space, or change the space request to a value consistent with the drive. Retry the operation.

---

**ANR7821I (Linux) Thread *thread ID* terminated in response to external signal.**

**Explanation:** The thread has ended due to an external signal.

**System action:** The server completes termination processing.

**User response:** None.

---

**ANR7821W (Windows) Unable to create directory when creating volume *file name*.**

**Explanation:** The server was attempting to create a file with the indicated name. A new directory was being created as well, but its creation failed.

**System action:** Server processing continues. The file creation request fails.

**User response:** Specify a file name in an existing directory or change the name request to specify a different directory name.

---

**ANR7822E (AIX) Error creating console input thread.**

**Explanation:** Unable to start console input thread.

**System action:** Server operation stops.

**User response:** See other issued messages.

---

**ANR7822I (Linux) Thread *thread ID* terminated in response to server shutdown.**

**Explanation:** The thread has ended due to a server shutdown.

**System action:** The server completes termination processing.

**User response:** None.

---

**ANR7822W (Windows) File Already exists when creating volume *file name*.**

**Explanation:** The server was attempting to create a file with the indicated name. The file already exists.

**System action:** Server processing continues. The file creation request fails.

**User response:** Specify a new file name. The server will not use an existing file name when creating a file.

---

**ANR7823E (AIX) Insufficient memory for console initialization.**

**Explanation:** Unable to allocate enough memory for console initialization.

**System action:** Server operation stops.

**User response:** Ensure that sufficient paging space is available for AIX. You may also use SMIT to determine

if the number of applications is causing a memory shortage. It may be necessary to decrease the maximum number of client sessions by changing the MAXSESSIONS option in the server options file.

---

**ANR7823S (Linux) Internal error *internal error* detected.**

**Explanation:** An internal error is detected during server initialization or operation.

**System action:** Server operation stops.

**User response:** Retry the failing operation. If the operation fails again, review additional information that is available for this message: Search for "ANR7823S" in the product information (<http://www.ibm.com/support/knowledgecenter/SSEQVQ/>).

---

**ANR7823W (Windows) Unable to create file *file name*.**

**Explanation:** The server was attempting to create a file with the indicated name. The system reported an error in creating the file.

**System action:** The server continues processing. The file creation request fails.

**User response:** Specify a new file name.

---

**ANR7824E (AIX) Error loading Async I/O support module.**

**Explanation:** The server attempted to load the Async I/O support module, but the load failed. Refer to accompanying error message for details on the load failure.

**System action:** Server operation continues, but without Async I/O support.

**User response:** Ensure that the correct support module exists in the server bin directory and that the aio subsystem has been configured on AIX, and that AIX was rebooted after the configuration.

---

**ANR7824S (Linux) Server operation terminated.**

**Explanation:** An error occurs that causes server operation to stop.

**System action:** Server operation stops.

**User response:** Contact your service representative.

---

**ANR7824W (Windows) Unable to write volume *file name*.**

**Explanation:** The server was attempting to create a file with the indicated name. The server was able to partially write to the file before running out of space.

**System action:** The server continues processing. The



file creation request fails. The file is still present on the system.

**User response:** Specify a new file name where there is sufficient space.

---

**ANR7825E (Linux) Server unable to allocate a shared memory segment of size *Client requested shared memory size*.**

**Explanation:** A shared memory client has requested a shared memory segment size that Solaris is unable to fulfill.

**System action:** Client is not allowed to logon

**User response:** See the shared memory tuning guide for Solaris (an Oracle document). You may need to increase the number/size of shared memory segments and/or message queues.

---

**ANR7825W (Windows) Unable to create volume file name. Return code= *return code*.**

**Explanation:** The server was attempting to create a file with the indicated name. The attempt failed with the indicated return code. The return code is an internal code from the server.

**System action:** The server continues processing. The file creation request fails.

**User response:** Specify a new file name. The return code may also be provided to your service representative for interpretation.

---

**ANR7826W (Windows) Creation of Volume file name failed. Process was cancelled.**

**Explanation:** The server was attempting to create a file with the indicated name. The attempt was cancelled by a cancel process command.

**System action:** The server continues processing. The file creation request fails.

**User response:** The DEFINE command may be re-entered.

---

**ANR7830E (Linux) Invalid RAW Partition Name: A valid raw partition name is in the form of */dev/.../rdsk/.../\**, where ... means 0 or more directories.**

**Explanation:** Use the proper format for specifying a Raw partition. The ... means zero or more directories.

**System action:** Inform the user to use the right RAW partition specification.

**User response:** Have user reenter the RAW partition with the proper partition name.

---

**ANR7831E (Linux) *raw partition name* has an existing filesystem.**

**Explanation:** The RAW partition specified has an existing Solaris file system on it. Writing to this Partition may/and most likely will destroy this filesystem.

**System action:** Warn the user that an existing filesystem for the raw partition specified may be destroyed if written to.

**User response:** Determine if user still wants the valid filesystem data. If not, user needs to destroy the filesystem by either formatting the partition, create a program to destroy the filesystem header information so that the server will not be able to detect the filesystem header information, or rearrange the starting and ending blocks of a partition by using the Solaris format() command. The user can read the format() function in the Oracle manuals for further details on filesystems.

---

**ANR7832I (AIX) The thread *process ID* terminated with exit code *program exit code*.**

**Explanation:** The process has ended with the indicated exit code. This error is due to the problem caused and indicated by a preceding message.

**System action:** The server completes termination processing.

**User response:** None.

---

**ANR7832E (Linux) *raw partition name* corresponds to a protected filesystem, such as */* or */usr*.**

**Explanation:** The RAW partition specified has an existing file system on it. This filesystem is the */* or */usr* partition. If the SERVER writes to it, it will most likely crash the whole operating system.

**System action:** Disallow access to this raw partition.

**User response:** Have user specify another RAW partition that is not the */* or */usr*. It may be possible that this is not the actual */* or */usr* partition of the boot disk. Check, using the Solaris format() command, if your partition name tag is labeled incorrectly as */* or */usr*.

---

**ANR7833S (AIX) The process *thread ID* terminated in response to program abort.**

**Explanation:** The thread has ended due to a program abort.

**System action:** The server completes termination processing.

**User response:** None.

---

**ANR7833E (Linux)** *symbolic links* has too many symbolic links - the maximum allowable is 10.

**Explanation:** The file specified has too many symbolic links. The server will follow at most 10 links before ending this symbolic link name resolution.

**System action:** Disallow access to this file.

**User response:** Have the user specify the actual file, where the file is not a symbolic link. Using ls -l, one can see if the file is a symbolic link.

---

**ANR7834I (AIX)** The thread *thread ID* terminated in response to external signal.

**Explanation:** The thread has ended due to an external signal.

**System action:** The server completes termination processing.

**User response:** None.

---

**ANR7834E (Linux)** Specified raw partition name **raw** partition cannot contain the 0th disk cylinder.

**Explanation:** The raw partition specified has the 0th disk cylinder. The server should not be allowed to write into the 0th cylinder. If allowed, the disk label would be corrupted.

**System action:** Disallow access to this raw partition.

**User response:** Have the system administrator change the starting cylinder of this partition to a number greater than 0.

---

**ANR7834I (Windows)** The server thread *thread ID* (tid *Windows NT thread ID*) terminated in response to external signal.

**Explanation:** The thread has terminated due to an external signal.

**System action:** The server completes termination processing.

**User response:** None.

---

**ANR7835I (AIX)** The server thread *thread ID* terminated in response to server shutdown.

**Explanation:** The thread has ended due to a server shutdown.

**System action:** The server completes termination processing.

**User response:** None.

---

**ANR7835E (Linux)** Specified raw partition name **raw** partition is too big for this operating system to handle.

**Explanation:** The raw partition specified has greater than 2GB and the operating system is running below Solaris 2.6. Operating system below Solaris 2.6 cannot handle files natively more than 2GB. For operating system that is at Solaris 2.6 or above, the limit is 1TB.

**System action:** Disallow access to this raw partition.

**User response:** Have the system administrator change the RAW partition size to be less than 2GB (4194303 512-byte disk blocks) for Solaris 2.5.1 or below, less than 1TB (2147483647 512-byte disk blocks) for Solaris 2.6 and above.

---

**ANR7835I (Windows)** The server thread *thread ID* (tid *Windows NT thread ID*) terminated in response to server shutdown.

**Explanation:** The thread has terminated due to a server shutdown.

**System action:** The server completes termination processing.

**User response:** None.

---

**ANR7836S (AIX)** Server initialization terminated.

**Explanation:** An error occurs that causes server initialization to end.

**System action:** Server operation stops.

**User response:** Review additional information that is available for this message: Search for "ANR7836S" in the product information (<http://www.ibm.com/support/knowledgecenter/SSEQVQ/>).

---

**ANR7837S (AIX)** Internal error *internal error* was detected.

**Explanation:** An internal error was detected during server initialization or operation.

**System action:** The server stops.

**User response:** You must extend the log file when you receive ANR7837S, LOGSEG871 errors.

Review additional information that is available for this message: Search for "ANR7837S" in the product information (<http://www.ibm.com/support/knowledgecenter/SSEQVQ/>).

---

**ANR7837S (Windows)** Internal error *internal error* was detected.

**Explanation:** An internal error was detected during server initialization or operation.

**System action:** The server stops.

**User response:** You must extend the log file when you receive ANR7837S, LOGSEG871 errors.

Review additional information that is available for this message: Search for "ANR7837S" in the product information (<http://www.ibm.com/support/knowledgecenter/SSEQVQ/>).

---

**ANR7838S (AIX) Server operation terminated.**

**Explanation:** An error occurs that causes server operation to stop.

**System action:** Server operation stops.

**User response:** Contact your service representative.

---

**ANR7841S (AIX) Insufficient kernel memory available.**

**Explanation:** An error occurs due to insufficient kernel memory.

**System action:** Server operation stops.

**User response:** Contact your service representative.

---

**ANR7842S (AIX) Monitor kernel extension not initialized.**

**Explanation:** The monitor kernel extension is not initialized.

**System action:** Server operation stops.

**User response:** Contact your service representative.

---

**ANR7843W (AIX) Unable to determine real memory size.**

**Explanation:** The server checks the amount of real memory in the system to optimize use of storage in the database buffer pool. The server uses Object Data Manager (ODM) to determine how much real memory is installed on the system. The routines used to call ODM failed or were unable to return the real memory size.

**System action:** Server operation continues. The server allows the data base buffer pool size to grow without taking into account real memory.

**User response:** The server may need to run as a root user to obtain this information.

---

**ANR7843W (Linux) Unable to determine real memory size.**

**Explanation:** The server checks the amount of real memory in the system to optimize use of storage in the database buffer pool. The server uses Object Data Manager (ODM) to determine how much real memory is installed on the system. The routines used to call ODM failed or were unable to return the real memory size.

**System action:** Server operation continues. The server allows the data base buffer pool size to grow without taking into account real memory.

**User response:** The server may need to run as a root user to obtain this information.

---

**ANR7843W (Windows) Unable to determine real memory size.**

**Explanation:** The server checks the amount of real memory in the system to optimize use of storage in the database buffer pool. The routines used to obtain this information returned a failing return code or were unable to return the real memory size.

**System action:** Server operation continues. The server allows the data base buffer pool size to grow without taking into account real memory.

**User response:** The server may need to run as a root user to obtain this information.

---

**ANR7849I (AIX) Server operation terminated - kernel extension has been reset.**

**Explanation:** The kernel extension has been reinitialized by the server in response to a previous condition for which a message has been issued.

**System action:** Server operation stops.

**User response:** None.

---

**ANR7850I (AIX) The process *process ID* has terminated on signal *signal number (signal name)*.**

**Explanation:** The specified process has ended due to the specified signal.

**System action:** Server operation stops.

**User response:** Contact your service representative.

---

**ANR7851S (AIX) Error resetting handler for signal *signal number (signal name)*.**

**Explanation:** An error occurs resetting the specified signal handler.

**System action:** Server operation stops.

**User response:** Contact your service representative.

---

**ANR7852I (Windows) The current process affinity mask is: 0x*The process affinity mask*.**

**Explanation:** The server is running on the processors indicated by the mask.

**System action:** Server operation continues.

**User response:** None.

---

**ANR7853W (Windows)** Could not obtain the current process affinity mask. Reason: *NT return code..*

**Explanation:** A problem was encountered while obtaining the current process affinity.

**System action:** Server operation continues.

**User response:** None.

---

**ANR7854W (Windows)** The process affinity mask (0xAffinity mask.) specified in dsmerv.opt is out of range.

**Explanation:** The affinity mask value was out of range.

**System action:** Server operation continues.

**User response:** None.

---

**ANR7855W (Windows)** Could not set new process affinity mask. Reason: *NT return code.*

**Explanation:** A problem was encountered in setting a new process affinity mask.

**System action:** Server operation continues.

**User response:** None.

---

**ANR7856W (Windows)** The affinity mask (0xNT return code.) was set to a value other than what was requested

**Explanation:** A new affinity mask was set but on verification it was found not to match what was requested.

**System action:** Server operation continues.

**User response:** None.

---

**ANR7859W (AIX)** Error reading from standard input.

**Explanation:** An error occurs during an attempt to read from standard input.

**System action:** The console input thread is terminated.

**User response:** This is normal if the server is running as part of the installation, in a cron job, or is started in the background. This can occur if the server is started in a telnet or ssh session and that session is killed effectively creating a background process. If this is unintended, stop the server and restart in the foreground.

---

**ANR7859W (Linux)** Error reading from standard input.

**Explanation:** An error occurs during an attempt to read from standard input.

**System action:** The console input thread is terminated.

**User response:** This is normal if the server is running as part of the installation, in a cron job, or is started in the background. This can occur if the server is started in a telnet or ssh session and that session is killed effectively creating a background process. If this is unintended, stop the server and restart in the foreground.

---

**ANR7860W (AIX)** Insufficient Space Available for file *file name*.

**Explanation:** The server was attempting to create a file with the indicated name. There was insufficient space for the file in the filesystem.

**System action:** The server continues processing. The file creation request fails.

**User response:** Free additional space on the drive to accommodate the file, specify a file name on a drive with sufficient space, or change the space request to a value consistent with the drive. Retry the operation.

---

**ANR7860W (Linux)** Insufficient Space Available for file *file name*.

**Explanation:** The server was attempting to create a file with the indicated name. There was insufficient space for the file in the filesystem.

**System action:** The server continues processing. The file creation request fails.

**User response:** Free additional space on the drive to accommodate the file, specify a file name on a drive with sufficient space, or change the space request to a value consistent with the drive. Retry the operation.

---

**ANR7861W (AIX)** Unable to create directory when creating volume *file name*.

**Explanation:** The server was attempting to create a file with the indicated name. A new directory was being created as well, but its creation failed.

**System action:** The server continues processing. The file creation request fails.

**User response:** Specify a file name in an existing directory or or change the name request to specify a different directory name.

---

**ANR7861W (Linux)** Unable to create directory when creating volume *file name*.

**Explanation:** The server was attempting to create a file with the indicated name. A new directory was being created as well, but its creation failed.

**System action:** The server continues processing. The file creation request fails.

**User response:** Specify a file name in an existing

directory or or change the name request to specify a different directory name.

---

**ANR7862W (AIX) File Already exists when creating volume *file name*.**

**Explanation:** The server was attempting to create a file with the indicated name. The file already exists.

**System action:** The server continues processing. The file creation request fails.

**User response:** Specify a new file name. The server will not use an existing file name when creating a file.

---

**ANR7862W (Linux) File Already exists when creating volume *file name*.**

**Explanation:** The server was attempting to create a file with the indicated name. The file already exists.

**System action:** The server continues processing. The file creation request fails.

**User response:** Specify a new file name. The server will not use an existing file name when creating a file.

---

**ANR7863W (AIX) Unable to create file *file name*.**

**Explanation:** The server was attempting to create a file with the indicated name. The system reported an error in creating the file.

**System action:** The server continues processing. The file creation request fails.

**User response:** Specify a new file name.

---

**ANR7863W (Linux) Unable to create file *file name*.**

**Explanation:** The server was attempting to create a file with the indicated name. The system reported an error in creating the file.

**System action:** The server continues processing. The file creation request fails.

**User response:** Specify a new file name.

---

**ANR7864W (AIX) Unable to write volume *file name*.**

**Explanation:** The server was attempting to create a file with the indicated name. The server was able to partially write to the file before running out of space.

**System action:** The server continues processing. The file creation request fails. The file is still present on the system.

**User response:** Specify a new file name where there is sufficient space.

---

**ANR7864W (Linux) Unable to write volume *file name*.**

**Explanation:** The server was attempting to create a file with the indicated name. The server was able to partially write to the file before running out of space.

**System action:** The server continues processing. The file creation request fails. The file is still present on the system.

**User response:** Specify a new file name where there is sufficient space.

---

**ANR7865W (AIX) Unable to create volume *file name*. Return code=*return code*.**

**Explanation:** The server was attempting to create a file with the indicated name. The attempt failed with the indicated return code. The return code is an the server internal code.

**System action:** The server continues processing. The file creation request fails.

**User response:** Specify a new file name. The return code may also be provided to your service representative for interpretation.

---

**ANR7865W (Linux) Unable to create volume *file name*. Return code=*return code*.**

**Explanation:** The server was attempting to create a file with the indicated name. The attempt failed with the indicated return code. The return code is an internal code from the server.

**System action:** The server continues processing. The file creation request fails.

**User response:** Specify a new file name. The return code may also be provided to your service representative for interpretation.

---

**ANR7866W (AIX) Creation of Volume *file name* failed. Process was cancelled.**

**Explanation:** The server was attempting to create a file with the indicated name. The attempt was cancelled by a cancel process command.

**System action:** The server continues processing. The file creation request fails.

**User response:** The DEFINE command may be re-entered.

---

**ANR7866W (Linux) Creation of Volume *file name* failed. Process was cancelled.**

**Explanation:** The server was attempting to create a file with the indicated name. The attempt was cancelled by a cancel process command.

**System action:** The server continues processing. The file creation request fails.

## ANR7867I (AIX) • ANR7870W (AIX)

**User response:** The DEFINE command may be re-entered.

---

**ANR7867I (AIX)** *file name is not a multiple of disk block size block size. File size is file size, but usable space is rounded down to usable file size.*

**Explanation:** The server was attempting to open a random access file with the indicated name. The usable space was rounded down to the indicated value so that the amount of space is an even multiple of the disk block size. This facilitates improved performance in reading and writing the file.

**System action:** The server continues processing. Some space in the file will go unused.

**User response:** No action is required. To use all space in the file, server utilities can be used to offload existing data to other volumes. The volume can then be deleted and re-created using a multiple of the disk's block size.

---

**ANR7867I (Linux)** *file name is not a multiple of disk block size block size. File size is file size, but usable space is rounded down to usable file size.*

**Explanation:** The server was attempting to open a random access file with the indicated name. The usable space was rounded down to the indicated value so that the amount of space is an even multiple of the disk block size. This facilitates improved performance in reading and writing the file.

**System action:** The server continues processing. Some space in the file will go unused.

**User response:** No action is required. To use all space in the file, server utilities can be used to offload existing data to other volumes. The volume can then be deleted and re-created using a multiple of the disk's block size.

---

**ANR7868E (AIX)** *The server is unable to open or lock the file name file.*

**Explanation:** The server attempted to open or lock the instance lock file. The open or lock operation failed.

**System action:** Server initialization fails.

**User response:** Ensure that the server is being initialized from the correct instance directory and that this server instance is not running. Ensure that the instance owner has appropriate permissions to read and write files on the specified path.

---

**ANR7868E (Linux)** *The server is unable to open or lock the file name file.*

**Explanation:** The server attempted to open or lock the instance lock file. The open or lock operation failed.

**System action:** Server initialization fails.

**User response:** Ensure that the server is being initialized from the correct instance directory and that this server instance is not running. Ensure that the instance owner has appropriate permissions to read and write files on the specified path.

---

**ANR7869W (AIX)** *Unable to create volume file name with a format size of format size megabytes.*

**Explanation:** The server created a volume with the indicated name, but the size of the volume is less than the specified format size.

**System action:** The server continues processing. The volume is created, but the format size is not correct.

**User response:** Due to an environment limitation on the operating system, the format size of the volume is less than the size that was specified. Update the operating system environment limitation and issue the command again.

---

**ANR7869W (Linux)** *Unable to create volume file name with a format size of format size megabytes.*

**Explanation:** The server created a volume with the indicated name, but the size of the volume is less than the specified format size.

**System action:** The server continues processing. The volume is created, but the format size is not correct.

**User response:** Due to an environment limitation on the operating system, the format size of the volume is less than the size that was specified. Update the operating system environment limitation and issue the command again.

---

**ANR7870W (AIX)** *Unable to initialize odm query. Error message from odm is odm message.*

**Explanation:** The server uses the AIX Object Data Manager (ODM) to check information about AIX. For example, the server uses ODM to determine how much real memory is installed on the system. The routine used to initialize an ODM query failed. ODM returned an error message as indicated.

**System action:** Server operation continues. The server makes assumptions concerning information it could not obtain.

**User response:** The server may need to run as a root user to obtain this information.

---

**ANR7871W (AIX)** Unable to complete odm query.  
Error message from odm is *odm message*.

**Explanation:** The server uses the AIX Object Data Manager (ODM) to check information about AIX. For example, the server uses ODM to determine how much real memory is installed on the system. The routine used to perform an ODM query failed. ODM returned an error message as indicated.

**System action:** Server operation continues. The server makes assumptions concerning information it could not obtain.

**User response:** The server may need to run as a root user to obtain this information.

---

**ANR8195I (AIX)** The SSL TCP/IP Version 4 driver is ready for connection with clients on port *port number*.

**Explanation:** The server can now accept sessions with clients using the SSL TCP/IP protocol on the indicated port number.

**System action:** Server operation continues.

**User response:** None.

---

**ANR8195I (Linux)** The SSL TCP/IP Version 4 driver is ready for connection with clients on port *port number*.

**Explanation:** The server can now accept sessions with clients using the SSL TCP/IP protocol on the indicated port number.

**System action:** Server operation continues.

**User response:** None.

---

**ANR8195I (Windows)** The SSL TCP/IP Version 4 driver is ready for connection with clients on port *port number*.

**Explanation:** The server can now accept sessions with clients using the SSL TCP/IP protocol on the indicated port number.

**System action:** Server operation continues.

**User response:** None.

---

**ANR8196I (AIX)** The SSL TCP/IP administrative driver is ready for connection with clients on port *port number*.

**Explanation:** The server can now accept sessions with administrative clients using the SSL TCP/IP protocol on the indicated port number.

**System action:** Server operation continues.

**User response:** None.

---

**ANR8196I (Linux)** The SSL TCP/IP administrative driver is ready for connection with clients on port *port number*.

**Explanation:** The server can now accept sessions with administrative clients using the SSL TCP/IP protocol on the indicated port number.

**System action:** Server operation continues.

**User response:** None.

---

**ANR8196I (Windows)** The SSL TCP/IP administrative driver is ready for connection with clients on port *port number*.

**Explanation:** The server can now accept sessions with administrative clients using the SSL TCP/IP protocol on the indicated port number.

**System action:** Server operation continues.

**User response:** None.

---

**ANR8198E (AIX)** The SSL environment was not established. The GSK module *gsk module* return code is *gsk return code* *gsk string error*.

**Explanation:** Initialization of the SSL environment has failed. Connections to SSL ports are not possible.

**System action:** Server operation continues.

**User response:** Stop and restart the server.

---

**ANR8198E (Linux)** The SSL environment was not established. The GSK module *gsk module* return code is *gsk return code* *gsk string error*.

**Explanation:** Initialization of the SSL environment has failed. Connections to SSL ports are not possible.

**System action:** Server operation continues.

**User response:** Stop and restart the server.

---

**ANR8198E (Windows)** The SSL environment was not established. The GSK module *gsk module* return code is *gsk return code* *gsk string error*.

**Explanation:** Initialization of the SSL environment has failed. Connections to SSL ports are not possible.

**System action:** Server operation continues.

**User response:** Stop and restart the server.

---

**ANR8199E (AIX)** The SSL TCP/IP driver was not initialized on port *port number*.

**Explanation:** A problem with the SSL environment prevents IBM Spectrum Protect from establishing the SSL protocol on the indicated port number.

**System action:** Server operation continues.

**User response:** None

---

**ANR8199E (Linux)** The SSL TCP/IP driver was not initialized on port *port number*.

**Explanation:** A problem with the SSL environment prevents IBM Spectrum Protect from establishing the SSL protocol on the indicated port number.

**System action:** Server operation continues.

**User response:** None

---

**ANR8199E (Windows)** The SSL TCP/IP driver was not initialized on port *port number*.

**Explanation:** A problem with the SSL environment prevents IBM Spectrum Protect from establishing the SSL protocol on the indicated port number.

**System action:** Server operation continues.

**User response:** None

---

**ANR8200I (AIX)** TCP/IP Version 4 driver ready for connection with clients on port *port number*.

**Explanation:** The server can now accept sessions with clients using the TCP/IP Version 4 protocol on the indicated port number.

**System action:** Server operation continues.

**User response:** None.

---

**ANR8200I (Linux)** TCP/IP Version 4 driver ready for connection with clients on port *port number*.

**Explanation:** The server can now accept sessions with clients using the TCP/IP Version 4 protocol on the indicated port number.

**System action:** Server operation continues.

**User response:** None.

---

**ANR8200I (Windows)** TCP/IP Version 4 driver ready for connection with clients on port *port number*.

**Explanation:** The server can now accept sessions with clients using the TCP/IP Version 4 protocol on the indicated port number.

**System action:** Server operation continues.

**User response:** None.

---

**ANR8201W (AIX)** Unable to initialize TCP/IP driver - insufficient memory.

**Explanation:** Because the operating system rejects a memory allocation request, the server cannot start communications through TCP/IP.

**System action:** Server operation continues, but the server cannot accept sessions from clients using the TCP/IP protocol.

**User response:** Ensure that sufficient paging space is available for AIX. You may also use SMIT to determine if the number of applications is causing a memory shortage. It may be necessary to decrease the maximum number of client sessions by changing the MAXSESSIONS option in the server options file.

---

**ANR8201E (Linux)** Unable to initialize TCP/IP driver - socket creation failed; error *error code*.

**Explanation:** The server is unable to initialize the TCP/IP driver due to a socket creation error.

**System action:** Server operation continues, but TCP/IP support is inoperative.

**User response:** Ensure that TCP/IP is operational on your system by using the ping command with your TCP/IP address as a target. If TCP/IP is not active on your system, you must activate it; then halt and restart the server.

---

**ANR8201W (Windows)** Unable to initialize TCP/IP driver - insufficient memory.

**Explanation:** The server is unable to communicate by way of TCP/IP. A memory allocation request has been rejected by the operating system.

**System action:** Server operation continues, but the server cannot accept sessions from clients using the TCP/IP protocol.

**User response:** Ensure that there is sufficient space for the Windows paging file. Click on the system icon in the Windows control panel and then click on the virtual memory button. Refer to the online help for instructions on how to increase the amount of virtual memory.

---

**ANR8202W (AIX)** Unable to initialize TCP/IP driver - error creating acceptor socket. Reason *code reason code*.

**Explanation:** Because TCP/IP rejects a request for a socket on which to listen, the server cannot start communications through TCP/IP.

**System action:** Server operation continues, but the server cannot accept sessions from clients using the TCP/IP protocol.



**User response:** Ensure that TCP/IP is operational on your system by using the ping command with your TCP/IP address as a target. If TCP/IP is not started, use the HALT command from a server prompt to stop the server and restart it.

---

**ANR8202E (Linux) TCP/IP driver unable to initialize due to error in using port TCP port number; error error code.**

**Explanation:** The server is unable to initialize the TCP/IP driver due to a socket binding error.

**System action:** Server operation continues, but TCP/IP support is inoperative.

**User response:** Ensure that TCP/IP is operational on your system by using the ping command with your TCP/IP address as a target. If TCP/IP is not active on your system, you must activate it; then halt and restart the server. This message may also result from more than one server running on the same machine with the same TCP/IP port number. Make sure that the dsmserv.opt file TCPPort option is different for each server. Make sure TCPPORT and TCPADMINPORT do not specify or default to the same values.

---

**ANR8202W (Windows) Unable to initialize TCP/IP driver - error creating acceptor socket. Reason code reason code.**

**Explanation:** The server is unable to communicate by way of TCP/IP. TCP/IP has rejected a request for a socket on which the server listens.

**System action:** Server operation continues, but the server cannot accept sessions from clients using the TCP/IP protocol.

**User response:** Ensure that TCP/IP is operational on your system by using the ping command with your TCP/IP address as a target. If TCP/IP is not started, issue the HALT command to stop the server, and then restart the server.

---

**ANR8203W (AIX) Unable to establish TCP connection - accept error.**

**Explanation:** The server cannot accept a client session due to a failure in TCP/IP.

**System action:** Server operation continues, but the server cannot accept sessions from clients using the TCP/IP protocol.

**User response:** Ensure that TCP/IP is operational on your system by using the ping command with your TCP/IP address as a target. If TCP/IP is not started, use the HALT command from a server prompt to terminate the server and restart it.

---

**ANR8203E (Linux) Unable to initialize TCP/IP driver - listen operation failed; error error code.**

**Explanation:** The server is unable to initialize the TCP/IP driver due to a socket listen error.

**System action:** Server operation continues, but TCP/IP support is inoperative.

**User response:** Ensure that TCP/IP is operational on your system by using the ping command with your TCP/IP address as a target. If TCP/IP is not active on your system, you must activate it; then halt and restart the server.

---

**ANR8203W (Windows) Unable to establish TCP connection - accept error.**

**Explanation:** The server cannot accept a client session due to failure in TCP/IP.

**System action:** Server operation continues, but the server cannot accept sessions from clients using the TCP/IP protocol.

**User response:** Ensure that TCP/IP is operational on your system by using the ping command with your TCP/IP address as a target. If TCP/IP is not started, issue the HALT command to stop the server, and then restart the server.

---

**ANR8204W (AIX) Unable to establish TCP connection - insufficient memory.**

**Explanation:** The server cannot accept a client session due to a memory allocation request failure.

**System action:** Server operation continues, but the session request for this session fails.

**User response:** Ensure that sufficient paging space is available for AIX. You may also use SMIT to determine if the number of applications is causing a memory shortage. You may also decrease the maximum number of sessions that the server can accept with the MAXSESSIONS option in the server options file.

---

**ANR8204E (Linux) Unable to initialize TCP/IP driver - thread creation failed.**

**Explanation:** The server is unable to initialize the TCP/IP driver due to an error creating a server thread.

**System action:** Server operation continues, but TCP/IP support is inoperative.

**User response:** This error often results from a lack of memory. Ensure that your system has sufficient paging space to support the current activities.

---

**ANR8204W (Windows) Unable to establish TCP connection - insufficient memory.**

**Explanation:** The server is unable to accept a client session due to a memory allocation request failure.

**System action:** Server operation continues, but the session request for this session fails.

**User response:** Ensure that there is sufficient space for the Windows paging file. Click on the system icon in the Windows control panel and then click on the virtual memory button. Refer to the online help for instructions on how to increase the amount of virtual memory. You may also wish to cut down on the maximum number of sessions that the server can accept with the MAXSESSIONS option in the server options file.

---

**ANR8205W (AIX) Unable to establish TCP connection - server HALT in progress.**

**Explanation:** The server cannot accept a client session due to server HALT processing that is in progress.

**System action:** Server operation continues, but the session request for this session fails.

**User response:** None.

---

**ANR8205E (Linux) Terminating TCP/IP driver - socket accept operation failed; error *error code*.**

**Explanation:** The server is unable to initialize the TCP/IP driver due to a socket accept error.

**System action:** Server operation continues, but TCP/IP support is inoperative.

**User response:** Ensure that TCP/IP is operational on your system by using the ping command with your TCP/IP address as a target. If TCP/IP is not active on your system, you must activate it; then halt and restart the server.

---

**ANR8205W (Windows) Unable to establish TCP connection - server HALT in progress.**

**Explanation:** The server is unable to accept a client session due to server HALT processing that is in progress.

**System action:** Server operation continues, but the session request for this session fails.

**User response:** None.

---

**ANR8206W (AIX) Socket *socket (session session number)* closed abruptly.**

**Explanation:** The server detects that the indicated session on the specified TCP/IP socket is closed outside of the server.

**System action:** Server operation continues, but the session is ended.

**User response:** None.

---

**ANR8206E (Linux) Unable to establish TCP/IP session - invalid host address *IP host address (port port number)*.**

**Explanation:** The server is unable to establish a session because the designated address or port number is not valid.

**System action:** Server operation continues.

**User response:** Ensure that the specified host name is valid and is accessible over the network. If the TCPCLIENTPort option is specified for the remote system, ensure it does not conflict with another application.

---

**ANR8206I (Windows) TCP/IP Version 4 administrative driver ready for connection with clients on port *port number*.**

**Explanation:** The server can now accept sessions with administrative clients using the TCP/IP Version 4 protocol on the indicated port number.

**System action:** Server operation continues.

**User response:** None.

---

**ANR8207W (AIX) TCP/IP driver unable to initialize due to socket initialization error. Reason code *reason code*.**

**Explanation:** While initializing TCP/IP communications, the server fails to set up an interface with TCP/IP.

**System action:** Server operation continues, but the server cannot accept sessions from clients using the TCP/IP protocol.

**User response:** Ensure that TCP/IP has been started and is active on your system. You may issue the TCP/IP ping command to your own address to verify that TCP/IP is both started and active.

---

**ANR8207E (Linux) Unable to establish TCP/IP session with *IP host address* due to memory shortage.**

**Explanation:** The server is unable to establish a session because of a memory shortage condition.

**System action:** Server operation continues.

**User response:** Ensure that your system has sufficient paging space to support the current level of system activities.

---

**ANR8207W (Windows) TCP/IP driver unable to initialize due to socket initialization error. Reason code *reason code*.**

**Explanation:** While initializing TCP/IP communications, the server has failed to set up an interface with TCP/IP for Windows.

**System action:** Server operation continues, but the server cannot accept sessions from clients using the TCP/IP protocol.

**User response:** Ensure that TCP/IP is properly installed on your system. Ensure that TCP/IP has been started on your system. Issue the TCP/IP ping command to your own address to verify that TCP/IP is both installed and active.

---

**ANR8208W (AIX) TCP/IP driver unable to initialize due to error in using port *port*, reason code *reason code*.**

**Explanation:** While initializing TCP/IP communications, the server fails to connect to a master socket on which to listen for clients. The reason code is the return code from the TCP/IP bind API.

**System action:** Server operation continues, but the server cannot accept sessions from clients using the TCP/IP protocol.

**User response:** Ensure that no other application is using the port number specified in the server options file with the TCP/PORT option by issuing the TCP/IP netstat command. If the server was brought down and client sessions were active, it may be necessary to terminate the client sessions on the client systems before the port can be freed.

---

**ANR8208E (Linux) Unable to establish TCP/IP session with *IP host address* - socket creation failed; error *error code*.**

**Explanation:** The server is unable to establish a session because of a socket creation error.

**System action:** Server operation continues.

**User response:** Ensure that TCP/IP is operational on your system by using the ping command with your TCP/IP address as a target. If TCP/IP is not active on your system, you must activate it; then halt and restart the server.

---

**ANR8208W (Windows) TCP/IP driver unable to initialize due to error in using Port *port*, reason code *reason code*.**

**Explanation:** While initializing TCP/IP communications, the server has failed to connect to a master socket on which to listen for clients. The reason code is the return code from the TCP/IP bind API.

**System action:** Server operation continues, but the

server cannot accept sessions from clients using the TCP/IP protocol.

**User response:** Ensure that no other application is using the port number specified in the server options file with the TCP/PORT option. If the server is brought down and then started immediately, you may be within the TCP/IP one minute timeout period for port reuse. Bring down the server, wait one minute, and then restart the server. If that does not work, it may be necessary to restart Windows.

---

**ANR8209W (AIX) TCP/IP driver unable to initialize due to error in LISTENing on the specified Port, reason code *reason code*.**

**Explanation:** While attempting to listen for session requests from clients using TCP/IP, TCP/IP returns an error. The reason code is the return code from the TCP/IP listen API.

**System action:** Server operation continues, but the server cannot accept additional sessions from clients using the TCP/IP protocol.

**User response:** Ensure that TCP/IP is running properly by issuing the TCP/IP netstat -s and ping commands to other nodes on your network. It may be possible to bring the server down and restart it to allow additional client sessions to start.

---

**ANR8209E (Linux) Unable to establish TCP/IP session with *IP host address* - connection refused.**

**Explanation:** The server is unable to establish a session because the remote system refused the connection request.

**System action:** Server operation continues.

**User response:** Ensure that the specified remote system is operational and is properly configured to run TCP/IP. Ensure that the client options file specifies the correct TCP/Serveraddress and TCP/Port of the server you are attempting to contact.

---

**ANR8209W (Windows) TCP/IP driver unable to initialize due to error in LISTENing on the specified Port, reason code *reason code*.**

**Explanation:** While attempting to listen for session requests from clients using TCP/IP, TCP/IP returns an error. The reason code is the return code from the TCP/IP listen API.

**System action:** Server operation continues, but the server cannot accept additional sessions from clients using the TCP/IP protocol.

**User response:** Ensure that TCP/IP is running properly. This may be done by issuing the TCP/IP netstat -s and ping commands to other nodes on your

network. It may be possible to correct this condition by restarting the server.

---

**ANR8210W (AIX) TCP/IP driver is terminating due to error in accepting a new session, reason code *reason code*.**

**Explanation:** While attempting to accept a session request from a client using TCP/IP, TCP/IP returns an error. The reason code is the return code from the TCP/IP accept API.

**System action:** Server operation continues, but the server cannot accept additional sessions from clients using the TCP/IP protocol.

**User response:** Ensure that TCP/IP is running properly. This may be done by issuing the TCP/IP `netstat -s` and ping commands to other nodes on your network. It may be possible to bring the server down and restart it to allow additional client sessions to start.

---

**ANR8210E (Linux) Unable to establish TCP/IP session with IP host address - connection request timed out.**

**Explanation:** The server is unable to establish a session because the remote system did not respond to the connection request.

**System action:** Server operation continues.

**User response:** Ensure the following:

- The specified remote system is operational and is properly configured to run TCP/IP.
- The client options file specifies the correct TCPServeraddress and TCPPort of the server you are attempting to contact.
- Necessary gateways and routers are functioning properly.

---

**ANR8210W (Windows) TCP/IP driver is terminating due to error in accepting a new session, reason code *reason code*.**

**Explanation:** While attempting to accept a session request from a client using TCP/IP, TCP/IP returns an error. The reason code is the return code from the TCP/IP accept API.

**System action:** Server operation continues, but the server cannot accept additional sessions from clients using the TCP/IP protocol.

**User response:** Ensure that TCP/IP is running properly. This may be done by issuing the TCP/IP `netstat -s` and ping commands to other nodes on your network. It may be possible to bring the server down and restart it to allow additional client sessions to start.

---

**ANR8211W (AIX) TCP/IP driver is terminating due to error in creating a new thread.**

**Explanation:** The server cannot initialize due to the inability to create a new thread of execution.

**System action:** Server operation continues, but TCP/IP communications is inoperative.

**User response:** The most likely cause is a lack of memory. Ensure that sufficient paging space is available for AIX. You may also use SMIT to determine if the number of applications is causing a memory shortage. You may also decrease the maximum number of sessions that the server can accept with the MAXSESSIONS option in the server options file.

---

**ANR8211E (Linux) Unable to establish TCP/IP session with IP host address - system/network unreachable.**

**Explanation:** The server is unable to establish a session because the remote system or network is unreachable.

**System action:** Server operation continues.

**User response:** Ensure that the specified remote system is operational and is properly configured to run TCP/IP. Also, ensure that necessary gateways and routers are functioning properly.

---

**ANR8211W (Windows) TCP/IP driver is terminating due to error in creating a new thread.**

**Explanation:** The server cannot initialize due its inability to create a new thread of execution.

**System action:** Server operation continues, but TCP/IP communications is inoperative.

**User response:** The most likely cause is a lack of memory. Ensure that there is sufficient space for the Windows paging file. Click on the system icon in the Windows NT control panel and then click on the virtual memory button. Refer to the online help for instructions on how to increase the amount of virtual memory. You may also wish to cut down on the maximum number of sessions that the server can accept with the MAXSESSIONS option in the server options file.

---

**ANR8212W (AIX) Unable to resolve address for node *name*.**

**Explanation:** The server attempts to obtain a TCP/IP address for the indicated node name. The attempt is unsuccessful.

**System action:** The attempt to communicate with the indicated node fails. Server operation continues.

**User response:** Ensure that the node name is properly specified and that it is accessible over the network. Use

the TCP/IP ping command for this purpose.

---

**ANR8212E (Linux) Unable to establish TCP/IP session with *IP host address* - connect failed; error *error code*.**

**Explanation:** The server is unable to establish a session because of a connection error.

**System action:** Server operation continues.

**User response:** Ensure that the specified remote system is operational and is properly configured to run TCP/IP.

---

**ANR8212W (Windows) Unable to resolve address for *node name*.**

**Explanation:** The server attempts to obtain a TCP/IP address for the indicated node name. The attempt is unsuccessful.

**System action:** The attempt to communicate with the indicated node fails. Server operation continues.

**User response:** Ensure that the node name is properly specified and that it is accessible over the network. Use the TCP/IP ping command for this purpose.

---

**ANR8213W (AIX) Session open with *node name* timed out.**

**Explanation:** The server attempts to contact the indicated node name. The attempt is unsuccessful.

**System action:** The attempt to communicate with the indicated node fails.

**User response:** Ensure that the node name is properly specified and that it is accessible over the network. Use the TCP/IP ping command for this purpose.

---

**ANR8213E (Linux) Socket *Socket identifier* aborted due to send error; error *error code*.**

**Explanation:** The session between the server and the specified client system experienced a fatal error sending data.

**System action:** The session with the remote system is ended.

**User response:** Ensure that the specified remote system is operational and is properly configured to run TCP/IP.

---

**ANR8213W (Windows) Session open with *node name* timed out.**

**Explanation:** The server attempts to contact the indicated node name. The attempt is unsuccessful.

**System action:** The attempt to communicate with the indicated node fails.

**User response:** Ensure that the node name is properly specified and that it is accessible over the network. Use the TCP/IP ping command for this purpose.

---

**ANR8214E (AIX) Session open with *IP host address* failed due to connection refusal.**

**Explanation:** The server is unable to establish a session because the remote system refused the connection request.

**System action:** Server operation continues.

**User response:** Ensure that the specified remote system is operational and is properly configured to run TCP/IP. Ensure that the client options file specifies the correct TCPServeraddress and TCPPort of the server you are attempting to contact.

---

**ANR8214E (Linux) Session terminated when no data was read on socket *socket number*.**

**Explanation:** The server is unable to read data on the indicated socket. This may be a normal event if either side of the connection is abruptly ended.

**System action:** The session is ended. Server operation continues.

**User response:** If the session is ended as a result of intentionally stopping either the client or server, no response is required. Otherwise, ensure that the client and server can communicate through such means as Telnet or FTP applications, which are part of the TCP/IP suite.

---

**ANR8214E (Windows) Session open with *IP host address* failed due to connection refusal.**

**Explanation:** The server is unable to establish a session because the remote system refused the connection request.

**System action:** Server operation continues.

**User response:** Ensure that the specified remote system is operational and is properly configured to run TCP/IP. Ensure that the client options file specifies the correct TCPServeraddress and TCPPort of the server you are attempting to contact.

---

**ANR8215W (AIX) Session open with *IP host address* failed as unreachable.**

**Explanation:** The server is unable to establish a session because the remote system is unreachable.

**System action:** Server operation continues.

**User response:** Ensure that the IP host address is properly specified and that it is accessible over the network. Use the TCP/IP ping command for this purpose.

---

**ANR8215E (Linux) Session *Session identifier* aborted due to receive error; error *error code*.**

**Explanation:** The session between the server and the specified client system experienced a fatal error receiving data.

**System action:** The session with the remote system is ended.

**User response:** Ensure that the specified remote system is operational and is properly configured to run TCP/IP.

---

**ANR8215W (Windows) Session open with *IP host address* failed as unreachable.**

**Explanation:** The server is unable to establish a session because the remote system is unreachable.

**System action:** Server operation continues.

**User response:** Ensure that the IP host address is properly specified and that it is accessible over the network. Use the TCP/IP ping command for this purpose.

---

**ANR8216W (AIX) The server experienced a TCP/IP error while sending data on socket *socket number*. Reason *return code*.**

**Explanation:** A communication error occurred on the indicated socket. This may be a normal event if either side of the connection is abruptly ended.

**System action:** The session is ended. Server operation continues.

**User response:** If the session is ended as a result of intentionally stopping either the client or server, no action is required. Otherwise, ensure that the client and server can communicate using Telnet or FTP applications, which are part of the TCP/IP suite.

---

**ANR8216E (Linux) Unable to establish TCP/IP session with *IP host address* due to thread creation error.**

**Explanation:** The server is unable to establish a session because of an error creating a thread.

**System action:** Server operation continues.

**User response:** Ensure that your system has sufficient paging space to support the current level of system activities.

---

**ANR8216W (Windows) Error sending data on socket *socket number*. Reason *return code*.**

**Explanation:** The server experiences an error return code from TCP/IP while sending data over the indicated socket. This may be a normal event if either side of the connection is abruptly ended.

**System action:** The session is ended. Server operation continues.

**User response:** If the session is ended as a result of intentionally stopping either the client or server, no response is required. Otherwise, ensure that the client and server can communicate through such means as Telnet or FTP applications, which are part of the TCP/IP suite.

---

**ANR8217W (AIX) The server experienced a TCP/IP error while receiving data on socket *socket number*. Reason *return code*.**

**Explanation:** A communication error occurred on the indicated socket. This may be a normal event if either side of the connection is abruptly ended.

**System action:** The session is ended. Server operation continues.

**User response:** If the session is ended as a result of intentionally stopping either the client or server, no action is required. Otherwise, ensure that the client and server can communicate using Telnet or FTP applications, which are part of the TCP/IP suite.

---

**ANR8217W (Linux) Unable to initialize TCP/IP driver - insufficient memory.**

**Explanation:** Because the operating system rejects a memory allocation request, the server cannot start communications through TCP/IP.

**System action:** Server operation continues, but the server cannot accept sessions from clients using the TCP/IP protocol.

**User response:** Ensure that sufficient paging space is available for Solaris. You may also use `ps -ef` to determine if the number of applications is causing a memory shortage. It may be necessary to decrease the maximum number of client sessions by changing the `MAXSESSIONS` option in the server options file.

---

**ANR8217W (Windows) Error receiving data on socket *socket number*. Reason *return code*.**

**Explanation:** The server experiences an error return code from TCP/IP while receiving data on the indicated socket. This may be a normal event if either side of the connection is abruptly ended.

**System action:** The session is ended. Server operation continues.

**User response:** If the session is ended as a result of intentionally stopping either the client or server, no response is required. Otherwise, ensure that the client and server can communicate through such means as Telnet or FTP applications, which are part of the TCP/IP suite.

---

**ANR8218W (AIX) Session terminated when no data was read on socket** *socket number*.

**Explanation:** The server is unable to read data on the indicated socket. This may be a normal event if either side of the connection is abruptly ended.

**System action:** The session is ended. Server operation continues.

**User response:** If the session is ended as a result of intentionally stopping either the client or server, no response is required. Otherwise, ensure that the client and server can communicate through such means as Telnet or FTP applications, which are part of the TCP/IP suite.

---

**ANR8218W (Linux) Unable to resolve address for** *node name*.

**Explanation:** The server attempts to obtain a TCP/IP address for the indicated node name. The attempt is unsuccessful.

**System action:** The attempt to communicate with the indicated node fails. Server operation continues.

**User response:** Ensure that the node name is properly specified and that it is accessible over the network. Use the TCP/IP ping command for this purpose.

---

**ANR8218W (Windows) Session terminated when no data read on socket** *socket number*.

**Explanation:** The server cannot read on the indicated socket. This may be a normal event if either side of the connection is abruptly ended.

**System action:** The session is ended. Server operation continues.

**User response:** If the session is ended as a result of intentionally stopping either the client or server, no response is required. Otherwise, ensure that the client and server can communicate through such means as Telnet or FTP applications, which are part of the TCP/IP suite.

---

**ANR8219W (AIX) TCP/IP driver is unable to accept a new session with client at address** *TCP/IP address* **due to an error in creating a new thread.**

**Explanation:** The server cannot accept a client session with the client at the indicated address due to an inability to create a new thread.

**System action:** Server operation continues, the session request fails.

**User response:** The most likely cause is lack of memory. Ensure that sufficient paging space is available for AIX. You may also use SMIT to determine if the number of applications is causing a memory shortage.

You may also decrease the maximum number of sessions that the server can accept with the MAXSESSIONS option in the server options file.

---

**ANR8219W (Linux) Unable to establish TCP connection - insufficient memory.**

**Explanation:** The server cannot accept a client session due to a memory allocation request failure.

**System action:** Server operation continues, but the session request for this session fails.

**User response:** Ensure that sufficient paging space is available for Solaris. You may also use 'swap -l' to determine the amount of swap available. You may also decrease the maximum number of sessions that the server can accept with the MAXSESSIONS option in the server options file.

---

**ANR8219W (Windows) TCP/IP driver is unable to accept a new session due to error in creating a new thread.**

**Explanation:** The server cannot accept a client session due to the inability to create a new thread.

**System action:** Server operation continues, the session request fails.

**User response:** The most likely cause is a lack of memory. Ensure that there is sufficient space for the Windows paging file. Click on the system icon in the Windows NT control panel and then click on the virtual memory button. Refer to the online help for instructions on how to increase the amount of virtual memory. You may also wish to cut down on the maximum number of sessions that the server can accept with the MAXSESSIONS option in the server options file.

---

**ANR8220W (AIX) TCP/IP driver is unable to set the window size to TCPWindowSize for client session. The default value will be used.**

**Explanation:** The server cannot set the window size for the indicated session to the requested size shown or cannot set the rfc1323 attribute when the window size is greater than 65535 bytes. The server uses the default window size for the indicated session. There may be a lack of memory for TCP/IP buffers.

**System action:** Server operation continues and the session continues with the default window size.

**User response:** Retry the session with a smaller window size in the options file. Issue the QUERY OPTION command to determine the setting of the server TCPWindowSize.

---

**ANR8220W (Linux)** TCP/IP driver is unable to set the window size to *TCPWindowsize* for client *client*. The default value will be used.

**Explanation:** The server cannot set the window size for the indicated client to the requested size shown. The server uses the default window size for the indicated session. There may be a lack of memory for TCP/IP buffers.

**System action:** Server operation continues and the session continues with the default window size.

**User response:** Retry the session with a smaller window size in the options file. Issue the QUERY OPTION command to determine the setting of the server TCPWindowsize.

---

**ANR8220W (Windows)** TCP/IP driver is unable to contact *node name* due to an output socket initialization error. Reason code *reason code*

**Explanation:** The server attempts to contact the indicated node name. The attempt is unsuccessful due to the inability to initialize a local socket.

**System action:** The attempt to communicate with the indicated node fails.

**User response:** Ensure that TCP/IP is operating properly on this node and that it can communicate remotely. Use the TCP/IP ping command for this purpose.

---

**ANR8221W (AIX)** TCP/IP driver is unable to use the TCP/IP NODELAY option for client *client*.

**Explanation:** The server cannot set TCP/IP NODELAY for the indicated client. The session proceeds with TCP/IP Delay processing in effect. This causes TCP/IP to buffer data prior to sending it to clients.

**System action:** Server operation continues and the session continues with the delay processing on.

**User response:** Further details for use in contacting your service representative can be obtained by issuing the following trace commands from an administrative session or from the server console (proper administrative authority is required): TRACE ENABLE TCPINFO TRACE BEGIN. After a session starts and displays message ANR8221W, issue the commands TRACE FLUSH TRACE END. This will create trace data in file tcptrace.out and will terminate the trace. This file should be supplied to your service representative on request.

---

**ANR8221W (Linux)** TCP/IP driver is unable to use the TCP/IP NODELAY option for client *client*.

**Explanation:** The server cannot set TCP/IP NODELAY for the indicated client. The session proceeds with TCP/IP delay processing in effect. This causes TCP/IP to buffer data prior to sending it to clients.

**System action:** Server operation continues and the session continues with delay processing on.

**User response:** Further details for use when contacting your service representative can be obtained by issuing the following trace commands from an administrative session or from the console (proper administrative authority is required): TRACE ENABLE TCPINFO TRACE BEGIN tcptrace.out. After a session starts and displays message ANR8221W, issue the following commands: TRACE FLUSH TRACE END. This will create trace data in file tcptrace.out and will terminate the trace. This file should be supplied to your service representative on request.

---

**ANR8221W (Windows)** TCP/IP driver is unable to set the window size to *TCPWindowsize* for session *session*, client *client*. The default value will be used.

**Explanation:** The server cannot set the window size for the indicated session/client to the requested size shown. The server will use the default window size for the indicated session.

**System action:** Server operation continues and the session continues with the default window size.

**User response:** The most likely cause is lack of memory for TCP/IP buffers. You may retry with a smaller TCP window size in the options file. You can issue the QUERY OPTION command to display the current setting of the TCP window size.

---

**ANR8222W (AIX)** TCP/IP driver is unable to set the window size to *TCPWindowsize* for the server master socket. The default value will be used.

**Explanation:** The server cannot set the window size for the socket on which the server listens to the requested size shown. The server uses the default window size for listening for sessions. There may be a lack of memory for TCP/IP buffers.

**System action:** Server operation continues with the default window size.

**User response:** Restart the server with a smaller window size in the options file if necessary. Issue the QUERY OPTION command to determine the setting of the server TCPWindowsize.

---



---

**ANR8222W (Linux) Unable to establish TCP connection - server HALT in progress.**

**Explanation:** The server cannot accept a client session due to server HALT processing that is in progress.

**System action:** Server operation continues, but the session request for this session fails.

**User response:** None.

---

**ANR8222W (Windows) TCP/IP driver is unable to use the TCP/IP NODELAY option for client *client*.**

**Explanation:** The server cannot set TCP/IP NODELAY for the indicated client. The session proceeds with TCP/IP Delay processing in effect. This causes TCP/IP to buffer data prior to sending it to clients.

**System action:** Server operation continues and the session continues with the delay processing on.

**User response:** Further details for use in contacting your service representative can be obtained by issuing the following trace commands from an administrative session or from the server console (proper administrative authority is required): TRACE ENABLE TCPINFO TRACE BEGIN tcptrace.out After a session starts and displays message ANR8222W, issue the following commands: TRACE FLUSH TRACE END This will create trace data in file tcptrace.out and will terminate the trace. This file should be supplied to your service representative on request.

---

**ANR8223W (AIX) Unable to connect to remote system *RemoteSystem* due to unexpected return code *ReturnCode***

**Explanation:** The server was unable to connect to a remote system due to an unexpected return code from the connect Application Programming Interface. Common return code are handled with specific messages. This return code was unexpected.

**System action:** Server operation continues but the connection to the remote system fails.

**User response:** TCP/IP return code are listed in file /usr/include/sys/errno.h and may provide a pointer to the underlying problem. /usr/include/sys/errno.h is part of fileset bos.adt.include.

---

**ANR8223W (Linux) TCP/IP driver is unable to accept a new session with client at address *TCP/IP address* due to an error in creating a new thread.**

**Explanation:** The server cannot accept a client session with the client at the indicated address due to an inability to create a new thread.

**System action:** Server operation continues, the session request fails.

**User response:** The most likely cause is lack of memory. Ensure that sufficient paging space is available for Solaris. You may also use ps -ef to determine if the number of applications is causing a memory shortage. You may also decrease the maximum number of sessions that the server can accept with the MAXSESSIONS option in the server options file.

---

**ANR8223W (Windows) Failed to connect to system at address *address* port *port*.**

**Explanation:** The server attempted to contact the indicated node name at the specified port. The attempt is unsuccessful. The target port is not valid at the target node.

**System action:** The attempt to communicate with the indicated node fails. Server operation continues.

**User response:** Ensure that the node name still has TCP/IP running and that the client is active in SCHEDULE mode. If the server is attempting contact with the SNMP subagent, ensure that the hostname and port number for the subagent is correct in the server options file.

---

**ANR8224W (AIX) TCP/IP Administrative driver was unable to initialize due to error in using port *port*, reason code *reason code*.**

**Explanation:** While initializing TCP/IP communications for administrative sessions, the server has failed to connect to a master socket on which to listen for clients. The reason code is the return code from the TCP/IP bind API.

**System action:** Server operation continues, but the server cannot accept administrative sessions from clients using the TCP/IP protocol. This also includes server to server sessions, storage agent to server sessions, and library client to server sessions.

**User response:** Ensure that no other application is using the port number specified in the server options file with the TCPADMINPORT or TCPPORT options. If the server was brought down and client sessions were active, it may be necessary to terminate the client sessions on the client systems before the port can be freed.

---

**ANR8224W (Linux) TCP/IP driver is unable to set the window size to *TCPWindowsize* for the server master socket. The default value will be used.**

**Explanation:** The server cannot set the window size for the socket on which the server listens to the requested size shown. The server uses the default window size for listening for sessions. There may be a lack of memory for TCP/IP buffers.

**System action:** Server operation continues with the default window size.

## ANR8224W (Windows) • ANR8226W (Windows)

**User response:** Restart the server with a smaller window size in the options file if necessary. Issue the QUERY OPTION command to determine the setting of the server TCPWindowsize.

---

**ANR8224W (Windows) TCP/IP Administrative driver was unable to initialize due to error in using Port *port*, reason code *reason code*.**

**Explanation:** While initializing TCP/IP communications for administrative sessions, the server has failed to connect to a master socket on which to listen for clients. The reason code is the return code from the TCP/IP bind API.

**System action:** Server operation continues, but the server cannot accept administrative sessions from clients using the TCP/IP protocol. This also includes server to server sessions, storage agent to server sessions, and library client to server sessions.

**User response:** Ensure that no other application is using the port number specified in the server options file with the TCPADMINPORT option. If the server is brought down and then started immediately, you can be within the TCP/IP one minute timeout period for port reuse. Bring down the server, wait one minute, and then restart the server. If that does not work, it may be necessary to restart Windows.

---

**ANR8225I (AIX) TCP/IP Version 4 administrative driver ready for connection with clients on port *port number*.**

**Explanation:** The server can now accept sessions with administrative clients using the TCP/IP Version 4 protocol on the indicated port number.

**System action:** Server operation continues.

**User response:** None.

---

**ANR8225W (Linux) TCP/IP Administrative driver was unable to initialize due to error in using port *port*, reason code *reason code*.**

**Explanation:** While initializing TCP/IP communications for administrative sessions, the server has failed to connect to a master socket on which to listen for clients. The reason code is the return code from the TCP/IP bind API.

**System action:** Server operation continues, but the server cannot accept administrative sessions from clients using the TCP/IP protocol. This also includes server to server sessions, storage agent to server sessions, and library client to server sessions.

**User response:** Ensure that no other application is using the port number specified in the server options file with the TCPADMINPORT or TCPPORT options. If the server was brought down and client sessions were active, it may be necessary to terminate the client

sessions on the client systems before the port can be freed.

---

**ANR8225I (Windows) TCP/IP Version 6 driver ready for connection with clients on port *port number*.**

**Explanation:** The server can now accept sessions with clients using the TCP/IP Version 6 protocol on the indicated port number.

**System action:** Server operation continues.

**User response:** None.

---

**ANR8226E (AIX) Error *errno* detecting version of HBA-API library.**

**Explanation:** The server attempted to determine the level of the devices.common.IBM.fc.hba-api fileset and encountered an error.

**System action:** Server operation continues, but without accurate SAN device mapping.

**User response:** None.

---

**ANR8226I (Linux) TCP/IP Version 4 administrative driver ready for connection with clients on port *port number*.**

**Explanation:** The server can now accept sessions with administrative clients using the TCP/IP Version 4 protocol on the indicated port number.

**System action:** Server operation continues.

**User response:** None.

---

**ANR8226W (Windows) Unable to initialize NETBIOS driver on adapter *network adapter number*.**

**Explanation:** The server cannot obtain sufficient NETBIOS resources to initialize communications on the indicated network adapter.

**System action:** Server operation continues, but the server will not accept sessions from clients that use the NETBIOS protocol.

**User response:** Ensure that NETBIOS is configured on the system. Ensure that all NETBIOS resources are not already in use. If the LAN Server or LAN Requester application is running, you have NETBIOS configured. In that case, starting the server prior to starting LAN Server or LAN Requester may allow the server to obtain the necessary NETBIOS resources.

---

**ANR8227E (AIX) Fileset devices.common.IBM.fc.hba-api is not at the required level.**

**Explanation:** The specified fileset is at a level that is incompatible with IBM Spectrum Protect operations. Install the latest maintenance for this fileset if you use SAN devices.

**System action:** Server operation continues, but without accurate SAN device mapping.

**User response:** None.

---

**ANR8227W (Linux) Unable to connect to remote system *RemoteSystem* due to unexpected return code *ReturnCode***

**Explanation:** The server was unable to connect to a remote system due to an unexpected return code from the connect Application Programming Interface. Common return code are handled with specific messages. This return code was unexpected.

**System action:** Server operation continues but the connection to the remote system fails.

**User response:** TCP/IP return code are listed in file /usr/include/asm/errno.h and may provide a pointer to the underlying problem.

---

**ANR8227W (Windows) NETBIOS connection terminated - insufficient memory, network adapter *network adapter number*.**

**Explanation:** The server cannot listen for client sessions on the specified network adapter due to a memory allocation request failure.

**System action:** Server operation continues, but the sessions will not be accepted on the specified adapter. Other network adapters remain unaffected.

**User response:** The most likely cause is a lack of memory. Ensure that there is sufficient space for the Windows paging file. Click on the system icon in the Windows NT control panel and then click on the virtual memory button. Refer to the online help for instructions on how to increase the amount of virtual memory.

---

**ANR8228E (AIX) Fileset devices.common.IBM.fc.hba-api is not installed on the system.**

**Explanation:** The specified fileset is required for the SAN discovery operation. Install the latest maintenance for this fileset if the SANDISCOVERY option is set to ON.

**System action:** Server operation continues, but without accurate SAN device mapping.

**User response:** Install the latest version of the device.common.IBM.fc.hba-api fileset.

---

**ANR8228E (Linux) Session *Session identifier* aborted due to Aspera FASP Read error; error error code : error code2 .**

**Explanation:** The session between the server and the specified partner experienced a communication error receiving data.

**System action:** The session with the remote system is ended.

**User response:** Ensure that the specified remote system is operational and is properly configured to run Aspera FASP.

---

**ANR8228W (Windows) NETBIOS connection terminated - server HALT in progress.**

**Explanation:** The server cannot accept a client session due to server HALT processing that is in progress.

**System action:** Server operation continues, but the session request for this session fails.

**User response:** None.

---

**ANR8229E (Linux) Session *Session identifier* aborted due to Aspera Write error; error error code : error code2 .**

**Explanation:** The session between the server and the specified partner system experienced a communication error sending data.

**System action:** The session with the remote system is ended.

**User response:** Ensure that the specified remote system is operational and is properly configured to run Aspera FASP.

---

**ANR8229W (Windows) Unable to add server name *server name* to adapter *network adapter number*.**

**Explanation:** The server cannot initialize communications processing using the NETBIOS protocol on the indicated network adapter because the server name cannot be added as a NETBIOS name on the adapter.

**System action:** Server operation continues, but client sessions from clients using the NETBIOS protocol will not be accepted on this adapter. Other adapters are not affected.

**User response:** The most likely cause for this message is the presence of another system on the network that is using the same name for NETBIOS communications. This may be another server or client or a LAN Requester node. Changing or adding the NETBIOSNAME option for this adapter in your server options file and restarting the server may allow this adapter to be used with NETBIOS communications.

---

**ANR8230I (AIX) TCP/IP Version 6 driver ready for connection with clients on port *port number*.**

**Explanation:** The server can now accept sessions with clients using the TCP/IP Version 6 protocol on the indicated port number.

**System action:** Server operation continues.

**User response:** None.

---

**ANR8230I (Linux) TCP/IP Version 6 driver ready for connection with clients on port *port number*.**

**Explanation:** The server can now accept sessions with clients using the TCP/IP Version 6 protocol on the indicated port number.

**System action:** Server operation continues.

**User response:** None.

---

**ANR8230W (Windows) Insufficient memory to start NETBIOS session on adapter *network adapter number*.**

**Explanation:** The server cannot accept a client session due to a memory allocation request failure on the specified adapter.

**System action:** Server operation continues, but the session request fails.

**User response:** The most likely cause is a lack of memory. Ensure that there is sufficient space for the Windows paging file. Click on the system icon in the Windows NT control panel and then click on the virtual memory button. Refer to the online help for instructions on how to increase the amount of virtual memory. You may also wish to cut down on the maximum number of sessions that the server can accept with the MAXSESSIONS or the NETBIOSSESSIONS option, or both, in the server options file.

---

**ANR8231W (Windows) Unable to create thread to accept NETBIOS sessions.**

**Explanation:** The server cannot initialize due to the inability to create a new thread of execution.

**System action:** Server operation continues, but NETBIOS communications is inoperative.

**User response:** The most likely cause is a lack of memory. Ensure that there is sufficient space for the Windows paging file. Click on the system icon in the Windows NT control panel and then click on the virtual memory button. Refer to the online help for instructions on how to increase the amount of virtual memory. You may also wish to cut down on the maximum number of sessions that the server can

accept with the MAXSESSIONS or the NETBIOSSESSIONS option, or both, in the server options file.

---

**ANR8232W (Windows) Unable to create thread to listen for NETBIOS sessions on adapter *network adapter number*.**

**Explanation:** The server cannot initialize due to the inability to create a new thread of execution to monitor the indicated network adapter.

**System action:** Server operation continues, but NETBIOS communications is inoperative on the indicated adapter. Other adapters remain unaffected.

**User response:** The most likely cause is a lack of memory. Ensure that there is sufficient space for the Windows paging file. Click on the system icon in the Windows NT control panel and then click on the virtual memory button. Refer to the online help for instructions on how to increase the amount of virtual memory. You may also wish to cut down on the maximum number of sessions that the server can accept with the MAXSESSIONS or the NETBIOSSESSIONS option, or both, in the server options file.

---

**ANR8233E (AIX) Unable to acquire local port information. getaddrinfo return code *return code*.**

**Explanation:** The server or storage agent used the system getaddrinfo API to determine which TCP/IP protocols could be used. A failure occurred, as indicated by the system error code that is shown. The server was initializing TCP/IP communications.

**System action:** TCP/IP communications is inoperative.

**User response:** System information concerning return codes from the getaddrinfo system API should be consulted. Ensure that TCP/IP networking for either TCP/IP version 4 or version 6 is operating correctly.

---

**ANR8233E (Linux) Unable to acquire local port information. getaddrinfo return code *return code*.**

**Explanation:** The server or storage agent used the system getaddrinfo API to determine which TCP/IP protocols could be used. A failure occurred, as indicated by the system error code that is shown. The server was initializing TCP/IP communications.

**System action:** TCP/IP communications is inoperative.

**User response:** System information concerning return codes from the getaddrinfo system API should be consulted. Ensure that TCP/IP networking for either TCP/IP version 4 or version 6 is operating correctly.

---

**ANR8233W (Windows)** Unable to create thread to handle NETBIOS session *session number* on adapter *network adapter number*.

**Explanation:** The server cannot start a new client session on the indicated adapter due to an inability to start a separate thread of execution for the indicated session.

**System action:** Server operation continues, but this session request fails.

**User response:** The most likely cause is a lack of memory. Ensure that there is sufficient space for the Windows paging file. Click on the system icon in the Windows NT control panel and then click on the virtual memory button. Refer to the online help for instructions on how to increase the amount of virtual memory. You may also wish to cut down on the maximum number of sessions that the server can accept with the MAXSESSIONS or the NETBIOSSESSIONS option, or both, in the server options file.

---

**ANR8234I (AIX)** TCP/IP Version 6 administrative driver ready for connection with clients on port *port number*.

**Explanation:** The server can now accept sessions with administrative clients using the TCP/IP Version 6 protocol on the indicated port number.

**System action:** Server operation continues.

**User response:** None.

---

**ANR8234I (Linux)** TCP/IP Version 6 administrative driver ready for connection with clients on port *port number*.

**Explanation:** The server can now accept sessions with administrative clients using the TCP/IP Version 6 protocol on the indicated port number.

**System action:** Server operation continues.

**User response:** None.

---

**ANR8234I (Windows)** TCP/IP Version 6 administrative driver ready for connection with clients on port *port number*.

**Explanation:** The server can now accept sessions with administrative clients using the TCP/IP Version 6 protocol on the indicated port number.

**System action:** Server operation continues.

**User response:** None.

---

**ANR8235W (Windows)** Requested number of NETBIOS sessions are not available on adapter *network adapter number*, proceeding with available sessions.

**Explanation:** The server cannot acquire the requested number of NETBIOS sessions for the indicated adapter. The server attempts to acquire the number of NETBIOS sessions as indicated by the NETBIOSSESSIONS parameter of the server options file or, if this option is not specified, by the MAXSESSIONS option.

**System action:** Server operation continues, but the maximum number of NETBIOS sessions is limited to the number of sessions that are acquired.

**User response:** Ensure that the required number of NETBIOS resources are not already in use. If the LAN Server or LAN Requester application is running, you have NETBIOS configured. In that case, starting the server prior to starting LAN Server or LAN Requester may allow the server to obtain the requested NETBIOS resources.

---

**ANR8236W (Windows)** Failure while listening for NETBIOS sessions on adapter *network adapter number*, NETBIOS listen return code=*listen return code*.

**Explanation:** The server cannot listen for NETBIOS sessions on the indicated adapter. The indicated listen return code was received from the NETBIOS listen API. If the return code is 24, (hex 18), the listen is retried.

**System action:** Server operation continues. If the return code is 24 (hex 18), a new listen is setup because return code 24 indicates a temporary failure. Otherwise, no additional NETBIOS sessions will start using the indicated adapter until the problem is corrected and the server is restarted.

**User response:** A NETBIOS listen failure is an indication of a network problem, an adapter problem, or a NETBIOS configuration problem. The following system configuration and system environment listen return codes (in hex) and resolution actions for a listen failure are found in the *IBM Local Area Network Technical Reference*:

Return Code	Description
11	The local session table is full. The maximum number of sessions are in use. Change NETBIOS configuration to increase the maximum number of sessions.
19	Name conflict. Ensure that the Server NETBIOS name is not in use elsewhere on the network.

Return Code	Description
22	There are too many commands pending. The maximum number of sessions are in use. Change NETBIOS configuration to increase the maximum number of sessions.
35	The operating system resources are exhausted. A reboot is probably required.

---

**ANR8237E (Windows) Unable to acquire local port information. getaddrinfo return code *return code*.**

**Explanation:** The server or storage agent used the system getaddrinfo API to determine which TCP/IP protocols could be used. A failure occurred, as indicated by the system error code that is shown. The server was initialize TCP/IP communications.

**System action:** TCP/IP communications is inoperative.

**User response:** System information concerning return codes from the getaddrinfo system API should be consulted. Ensure that TCP/IP networking for either TCP/IP version 4 or version 6 is operating correctly.

---

**ANR8238E (Windows) Session *Session identifier* aborted due to Aspera FASP Read error; error *error code* : *error code2* .**

**Explanation:** The session between the server and the specified partner experienced a communication error receiving data.

**System action:** The session with the remote system is ended.

**User response:** Ensure that the specified remote system is operational and is properly configured to run Aspera FASP.

---

**ANR8239E (Windows) Session *Session identifier* aborted due to Aspera Write error; error *error code* : *error code2* .**

**Explanation:** The session between the server and the specified partner system experienced a communication error sending data.

**System action:** The session with the remote system is ended.

**User response:** Ensure that the specified remote system is operational and is properly configured to run Aspera FASP.

---

**ANR8260I (Windows) Named Pipes driver ready for connection with clients.**

**Explanation:** The server is now able to accept sessions with clients using the Named Pipes protocol.

**System action:** Server operation continues.

**User response:** None.

---

**ANR8261W (Windows) Named Pipes connection terminated - insufficient memory.**

**Explanation:** The server cannot accept a client session due to a memory allocation request failure.

**System action:** Server operation continues. Named Pipes communications is inoperative.

**User response:** The most likely cause is a lack of memory. Ensure that there is sufficient space for the Windows paging file. Click on the system icon in the Windows NT control panel and then click on the virtual memory button. Refer to the online help for instructions on how to increase the amount of virtual memory. You may also wish to cut down on the maximum number of sessions that the server can accept with the MAXSESSIONS option in the server options file.

---

**ANR8262W (Windows) Named Pipes driver is terminating due to error in creating a new thread.**

**Explanation:** The server cannot initialize due to the inability to create a new thread of execution.

**System action:** Server operation continues, but Named Pipes communications is inoperative.

**User response:** The most likely cause is a lack of memory. Ensure that there is sufficient space for the Windows paging file. Click on the system icon in the Windows NT control panel and then click on the virtual memory button. Refer to the online help for instructions on how to increase the amount of virtual memory. You may also wish to cut down on the maximum number of sessions that the server can accept with the MAXSESSIONS option in the server options file.

---

**ANR8263W (Windows) Error sending data on Named Pipes, session *session number*. WriteFile Return code is *return code*.**

**Explanation:** The server experiences an error return code from the WriteFile Windows NT API while writing data to Named Pipes over the indicated session. This may be a normal event if either side of the connection is abruptly ended.

**System action:** The session is ended. Server operation continues.

**User response:** If the session is ended as a result of intentionally stopping either the client or server, no response is required.

---

**ANR8264W (Windows) Error reading data on Named Pipes, session *session number*. ReadFile return code is *return code*.**

**Explanation:** The server experiences an error return code from the ReadFile Windows API while reading data from Named Pipes in the indicated session. This may be a normal event if either side of the connection is ended abruptly.

**System action:** The session is ended. Server operation continues.

**User response:** If the session is ended as a result of intentionally stopping either the client or server, no response is required.

---

**ANR8265W (Windows) Error open Named Pipes *Named Pipes name*, CreateNamedPipe return code *return code*.**

**Explanation:** The server experiences an error return code when trying to open the indicated Named Pipes name for Named Pipes communication with a client. The return code shown is returned by the Windows CreateNamedPipe API.

**System action:** The session is ended. Server operation continues. Named Pipes communications is inoperative.

**User response:** The server may have run out of file handles. Stop and restart the server to reenale Named Pipes communications. It is not normal to run out of file handles. A system or logic error may be the underlying cause.

---

**ANR8266W (Windows) Error accepting connection on Named Pipes *Named Pipes name*, ConnectNamedPipe return code *return code*.**

**Explanation:** The server experiences an error return code when trying to complete a connection on the indicated Named Pipes name for Named Pipes communication with a client. The return code shown is returned by the Windows ConnectNamedPipe API.

**System action:** The session is ended. Server operation continues. Named Pipes communications is inoperative.

**User response:** A system problem may be preventing use of Named Pipes. Stop and restart the server to reenale Named Pipes communications.

---

**ANR8267W (Windows) Error initializing a security descriptor for Named Pipes *Named Pipes name*, reason: *System message*.**

**Explanation:** The server experiences an error return

code when trying to initialize the indicated Named Pipe for Named Pipes communication with a client. The reason shown is returned by the Windows FormatMessage API.

**System action:** The session is ended. Server operation continues. Named Pipes communications is inoperative.

**User response:** Administrator Privileges are required. Login using an account with Administrator privileges and restart the server to reenale Named Pipes communications.

---

**ANR8268W (Windows) Named Pipe communications were not enabled due to an error looking up the following Windows group name: *Windows group name*. Use the Windows User manager to add the specified group. Members of the group will then use Windows unified logon to access the server over Named pipes.**

**Explanation:** The server experiences an error return code when trying to initialize the indicated Named Pipe for Named Pipes communication with a client. The system could not find the Windows Account name specified in the server options file.

**System action:** The session is ended. Server operation continues. Named Pipes communications is inoperative.

**User response:** To use Windows unified logon specify the name of a valid Windows account or group name. Restart the server to reenale Named Pipes communications.

---

**ANR8269W (Windows) Error opening Named Pipe *Named Pipes name*, reason: *System message*.**

**Explanation:** The server experiences an error return code when trying to open the indicated Named Pipe name for Named Pipes communication with a client. The reason shown is returned by the Windows FormatMessage API.

**System action:** The session is ended. Server operation continues. Named Pipes communications is inoperative.

**User response:** Consider the reason text and take appropriate action. Stop and restart the server to reenale Named Pipes communications.

---

**ANR8273I (Windows) Shared memory driver ready for connection with clients on port *port number*.**

**Explanation:** The server is now able to accept sessions with clients using the shared memory protocol on the indicated port.

**System action:** Server operation continues.

**User response:** None.

---

**ANR8274W (Windows) Shared memory communications driver is terminating due to error in creating a new thread.**

**Explanation:** The server cannot initialize due to the inability to create a new thread of execution.

**System action:** Server operation continues, but shared memory communications is inoperative.

**User response:** The most likely cause is a lack of memory. Ensure that there is sufficient space for the Windows paging file. Click on the system icon in the Windows NT control panel and then click on the virtual memory button. Refer to the online help for instructions on how to increase the amount of virtual memory.

---

**ANR8275W (Windows) Shared memory connection terminated - insufficient memory.**

**Explanation:** The server cannot accept a client session due to a memory allocation request failure.

**System action:** Server operation continues. Shared memory communications is inoperative.

**User response:** The most likely cause is a lack of memory. Ensure that there is sufficient space for the Windows paging file. Click on the system icon in the Windows NT control panel and then click on the virtual memory button. Refer to the online help for instructions on how to increase the amount of virtual memory. You may also wish to cut down on the maximum number of sessions that the server can accept with the MAXSESSIONS option in the server options file.

---

**ANR8276W (Windows) Shared memory connection terminated - unable to initialize. Key channel key, Reason: reason code.**

**Explanation:** The server cannot accept a client session due being unable to initialize shared memory.

**System action:** Server operation continues. Shared memory communications are inoperative.

**User response:** Try a different shared memory session.

---

**ANR8277E (Windows) Shared memory unable to initialize - Port: shm port number, Reason: reason code.**

**Explanation:** The server cannot accept a client session because it could not initialize a communication channel. Make sure no other server or storage agent running on the same machine is using the same shm port number.

**System action:** Server operation continues. Shared memory communications are inoperative.

**User response:** Try a different shared memory session.

---

**ANR8282I (Linux) SNMP driver ready for connection with subagent on port port number.**

**Explanation:** The server can now accept sessions with SNMP subagents on the indicated port number.

**System action:** Server operation continues.

**User response:** None.

---

**ANR8283W (Linux) SNMP driver unable to initialize due to error in BINDing to Port port, reason code reason code.**

**Explanation:** While initializing TCP/IP communications, the server has failed to connect to a master TCP/IP socket on which to listen to SNMP subagents. The reason code is the return code from the TCP/IP bind API.

**System action:** Server operation continues, but the server cannot accept sessions from SNMP subagents to run macro commands.

**User response:** Ensure that no other application is using the port number specified in the server options file with the PORT option. If TCP/IP is also in use for client sessions, ensure that the same port number is not specified for TCP/IP and SNMP communications.

---

**ANR8284E (AIX) The Shared Memory Communications Protocol could not initialize.**

**Explanation:** The server was unable to initialize the Shared Memory Communications Protocol due to an error.

**System action:** Server operation continues without Shared Memory Communications.

**User response:** Examine previous error messages for the cause of the failure.

---

**ANR8284E (Linux) The Shared Memory Communications Protocol could not initialize.**

**Explanation:** The server was unable to initialize the Shared Memory Communications Protocol due to an error.

**System action:** Server operation continues without Shared Memory Communications.

**User response:** Examine previous error messages for the cause of the failure.

---

**ANR8285I (AIX) Shared Memory driver ready for connection with clients on port port**

**Explanation:** The server is now able to accept sessions with clients using the Shared Memory protocol.

**System action:** Server operation continues.



**User response:** None.

---

**ANR8285I (Linux) Shared Memory driver ready for connection with clients on port *port***

**Explanation:** The server is now able to accept sessions with clients using the Shared Memory protocol.

**System action:** Server operation continues.

**User response:** None.

---

**ANR8285I (Windows) SNMP driver ready for connection with subagent on port *port number*.**

**Explanation:** The server can now accept sessions with SNMP subagents on the indicated port number.

**System action:** Server operation continues.

**User response:** None.

---

**ANR8286W (AIX) Unable to initialize Shared Memory driver - insufficient memory.**

**Explanation:** Because the operating system rejected a memory allocation request, the server cannot start communications through the Shared Memory protocol.

**System action:** Server operation continues, but the server cannot accept sessions from clients using the Shared Memory protocol.

**User response:** Ensure that there is sufficient paging space for AIX. You may also use SMIT to determine if the number of applications is causing a memory shortage. It may be necessary to cut down on the maximum number of client sessions by changing the MAXSESSIONS option in the server options file.

---

**ANR8286W (Linux) Unable to initialize Shared Memory driver - insufficient memory.**

**Explanation:** Because the operating system rejected a memory allocation request, the server cannot start communications through the Shared Memory protocol.

**System action:** Server operation continues, but the server cannot accept sessions from clients using the Shared Memory protocol.

**User response:** Ensure that there is sufficient swap space for Solaris. It may be necessary to cut down on the maximum number of client sessions by changing the MAXSESSIONS option in the server options file.

---

**ANR8286W (Windows) SNMP driver unable to initialize due to error in BINDing to Port *port*, reason code *reason code*.**

**Explanation:** While initializing TCP/IP communications, the server has failed to connect to a master TCP/IP socket on which to listen to SNMP

subagents. The reason code is the return code from the TCP/IP bind API.

**System action:** Server operation continues, but the server cannot accept sessions from SNMP subagents to run macro commands.

**User response:** Ensure that no other application is using the port number specified in the server options file with the PORT option. If TCP/IP is also in use for client sessions, ensure that the same port number is not specified for TCP/IP communications and SNMP communications. This may be done by issuing the TCP/IP netstat -s command. If the server is brought down and then started immediately, you may be within the TCP/IP one minute timeout period for port reuse. Bring down the sever, wait one minute, and then restart the server. If that does not work, it may be necessary to restart Windows.

---

**ANR8287W (AIX) Unable to initialize Shared Memory driver - error creating acceptor socket. Reason code *reason code*.**

**Explanation:** Because TCP/IP rejected a request for a socket on which to listen, the server cannot start communications through Shared Memory.

**System action:** Server operation continues, but the server cannot accept sessions from clients using the Shared Memory protocol.

**User response:** If TCP/IP is not started, use the HALT command from any server prompt to stop the server, and restart it.

---

**ANR8287W (Linux) Unable to initialize Shared Memory driver - error creating acceptor socket. Reason code *reason code*.**

**Explanation:** Because TCP/IP rejected a request for a socket on which to listen, the server cannot start communications through Shared Memory.

**System action:** Server operation continues, but the server cannot accept sessions from clients using the Shared Memory protocol.

**User response:** If TCP/IP is not started, use the HALT command from any prompt to stop the server, and restart it.

---

**ANR8288W (AIX) Unable to establish Shared Memory connection - insufficient memory.**

**Explanation:** The server cannot accept a client session due to a memory allocation request failure.

**System action:** Server operation continues, but the session request for this session fails.

**User response:** Ensure that there is sufficient paging space for AIX. You may also use SMIT to determine if

## ANR8288W (Linux) • ANR8291W (Linux)

the number of applications is causing a memory shortage. You may also wish to cut down on the maximum number of sessions that the server can accept with the MAXSESSIONS option in the server options file.

---

### ANR8288W (Linux) Unable to establish Shared Memory connection - insufficient memory.

**Explanation:** The server cannot accept a client session due to a memory allocation request failure.

**System action:** Server operation continues, but the session request for this session fails.

**User response:** Ensure that there is sufficient swap space for Solaris. You may also wish to cut down on the maximum number of sessions that the server can accept with the MAXSESSIONS option in the server options file.

---

### ANR8289W (AIX) Shared Memory driver is terminating due to error in creating a new thread.

**Explanation:** The server cannot initialize due to the inability to create a new thread of execution.

**System action:** Server operation continues, but Shared Memory communications is inoperative.

**User response:** The most likely cause is a lack of memory. Ensure that there is sufficient paging space for AIX. You may also use SMIT to determine if the number of applications is causing a memory shortage. You may also wish to cut down on the maximum number of sessions that the server can accept with the MAXSESSIONS option in the server options file.

---

### ANR8289W (Linux) Shared Memory driver is terminating due to error in creating a new thread.

**Explanation:** The server cannot initialize due to the inability to create a new thread of execution.

**System action:** Server operation continues, but Shared Memory communications is inoperative.

**User response:** The most likely cause is a lack of memory. Ensure that there is sufficient swap space for Solaris. You may also wish to cut down on the maximum number of sessions that the server can accept with the MAXSESSIONS option in the server options file.

---

### ANR8290W (AIX) Error sending data through Shared Memory. Reason *return code*.

**Explanation:** The server experienced an error return code while sending data through shared memory. This

may be a normal event if either side of the connection is abruptly ended.

**System action:** The session is ended. Server operation continues.

**User response:** If the session is ended as a result of intentionally stopping either the client or server, no response is required.

---

### ANR8290W (Linux) Error sending data through Shared Memory. Reason *return code*.

**Explanation:** The server experienced an error return code while sending data through shared memory. This may be a normal event if either side of the connection is abruptly ended.

**System action:** The session is ended. Server operation continues.

**User response:** If the session is ended as a result of intentionally stopping either the client or server, no response is required.

---

### ANR8290I (Windows) IPX/SPX driver ready for connection with clients on socket *IPX socket number*.

**Explanation:** The server is now able to accept sessions with clients using the IPX/SPX protocol on the indicated socket number.

**System action:** Server operation continues.

**User response:** None.

---

### ANR8291W (AIX) Error receiving data through Shared Memory. Reason *return code*.

**Explanation:** The server experienced an error return code while receiving data through the Shared Memory protocol. This may be a normal event if either side of the connection is abruptly ended.

**System action:** The session is ended. Server operation continues.

**User response:** If the session is ended as a result of intentionally stopping either the client or server, no response is required.

---

### ANR8291W (Linux) Error receiving data through Shared Memory. Reason *return code*.

**Explanation:** The server experienced an error return code while receiving data through the Shared Memory protocol. This may be a normal event if either side of the connection is abruptly ended.

**System action:** The session is ended. Server operation continues.

**User response:** If the session is ended as a result of

intentionally stopping either the client or server, no response is required.

---

**ANR8291W (Windows) Unable to bind to IPX/SPX master socket. Return code = *return code*.**

**Explanation:** The server cannot initiate communications on the socket number designated for its use.

**System action:** Server operation continues, but communications using the IPX/SPX protocol is inoperative.

**User response:** Ensure that SPX has been configured to run on this system through the requester configuration program. Ensure that there is no other instance of the server running on the same system that is using the same socket number. This is likely to be the case if the return code is zero. Also ensure that the number of SPX sessions (as specified in your NET.CFG file) has not been exceeded through other applications using the IPX/SPX protocol.

---

**ANR8292W (AIX) Session terminated when no data was read through Shared Memory.**

**Explanation:** The server is unable to read data from Shared Memory. This may be a normal event if either side of the connection is abruptly ended.

**System action:** The session is ended. Server operation continues.

**User response:** If the session is ended as a result of intentionally stopping either the client or server, no response is required.

---

**ANR8292W (Linux) Session terminated when no data was read through Shared Memory.**

**Explanation:** The server is unable to read data from Shared Memory. This may be a normal event if either side of the connection is abruptly ended.

**System action:** The session is ended. Server operation continues.

**User response:** If the session is ended as a result of intentionally stopping either the client or server, no response is required.

---

**ANR8292W (Windows) IPX/SPX connection terminated - insufficient memory.**

**Explanation:** The server cannot accept a client session due to a memory allocation request failure.

**System action:** Server operation continues.

**User response:** The most likely cause is a lack of memory. Ensure that there is sufficient space for the Windows paging file. Click on the system icon in the Windows NT control panel and then click on the

virtual memory button. Refer to the online help for instructions on how to increase the amount of virtual memory. You may also wish to cut down on the maximum number of sessions that the server can accept with the MAXSESSIONS option in the server options file.

---

**ANR8293W (AIX) Shared Memory driver unable to initialize due to socket initialization error.**

**Explanation:** While initializing Shared Memory communications, the server failed to set up an interface with TCP/IP.

**System action:** Server operation continues, but the server cannot accept sessions from clients using the Shared Memory protocol.

**User response:** Ensure that TCP/IP has been started and is active on your system. You may issue the TCP/IP ping command to your own address to verify that TCP/IP is both started and active.

---

**ANR8293W (Linux) Shared Memory driver unable to initialize due to socket initialization error.**

**Explanation:** While initializing Shared Memory communications, the server failed to set up an interface with TCP/IP.

**System action:** Server operation continues, but the server cannot accept sessions from clients using the Shared Memory protocol.

**User response:** Ensure that TCP/IP has been started and is active on your system. You may issue the TCP/IP ping command to your own address to verify that TCP/IP is both started and active.

---

**ANR8293W (Windows) IPX/SPX driver unable to initialize due to error in LISTENing on the master socket, return code = *return code*.**

**Explanation:** While attempting to listen for session requests from clients using IPX/SPX, the server encountered an error.

**System action:** Server operation continues, but the server cannot accept additional sessions from clients using the IPX/SPX protocol.

**User response:** Ensure that IPX/SPX is still running properly and that it has not been intentionally or unintentionally stopped. This may be done by using the getipxadm command to determine if an endpoint can still be opened and bound; also determine if you can still connect to a NetWare server.

---

**ANR8294W (AIX) Shared Memory session unable to initialize.**

**Explanation:** While initializing a Shared Memory communications session, an error occurred during initial setup.

**System action:** Server operation continues, but the session is terminated.

**User response:** Contact your service representative for assistance in resolving the error.

---

**ANR8294W (Linux) Shared Memory session unable to initialize.**

**Explanation:** While initializing a Shared Memory communications session, an error occurred during initial setup.

**System action:** Server operation continues, but the session is terminated.

**User response:** Contact your service representative for assistance in resolving the error.

---

**ANR8294W (Windows) Unable to establish IPX/SPX connection - accept error. Return code = tli error.**

**Explanation:** The server cannot accept a client session due to a failure in accepting the connection from IPX/SPX.

**System action:** Server operation continues, but this session request fails.

**User response:** Ensure that SPX has been configured to run on this system through the requester configuration program. Ensure that there is no other instance of the server running on the same system that is using the same socket number. Also ensure that the number of SPX sessions has not been exceeded through other applications using the IPX/SPX protocol, such as NetWare applications.

---

**ANR8295W (AIX) Shared Memory driver unable to initialize due to error in BINDing to Port *port*, reason code *reason code*.**

**Explanation:** While initializing Shared Memory communications, the server failed to connect to a master socket on which to listen for clients. The reason code is the return code from the TCP/IP bind API.

**System action:** Server operation continues, but the server cannot accept sessions from clients using the Shared Memory protocol.

**User response:** Ensure that no application is using the port number specified in the server options file with the SHMPORT option by issuing the TCP/IP netstat command. If the server was brought down and client sessions were active, it may be necessary to terminate

the client sessions on the client systems before the port can be freed.

---

**ANR8295W (Linux) Shared Memory driver unable to initialize due to error in BINDing to Port *port*, reason code *reason code*.**

**Explanation:** While initializing Shared Memory communications, the server failed to connect to a master socket on which to listen for clients. The reason code is the return code from the TCP/IP bind API.

**System action:** Server operation continues, but the server cannot accept sessions from clients using the Shared Memory protocol.

**User response:** Ensure that no application is using the port number specified in the server options file with the SHMPORT option by issuing the TCP/IP netstat command. If the server was brought down and client sessions were active, it may be necessary to terminate the client sessions on the client systems before the port can be freed.

---

**ANR8295W (Windows) Error sending data on session *session number*. Reason *return code*.**

**Explanation:** The server experiences an error return code from IPX/SPX while sending data on the indicated session. This may be a normal event if either side of the connection is abruptly ended.

**System action:** The session is ended. Server operation continues.

**User response:** If the session is ended as a result of intentionally stopping either the client or server, no response is required. Otherwise, ensure that IPX/SPX is still active.

---

**ANR8296W (AIX) Shared Memory driver unable to initialize due to error in LISTENing on the specified Port, reason code *reason code*.**

**Explanation:** While attempting to listen for session requests from clients using TCP/IP, TCP/IP returns an error. The reason code is the return code from the TCP/IP listen API.

**System action:** Server operation continues, but the server cannot accept additional sessions from clients using the Shared Memory protocol.

**User response:** Ensure that TCP/IP is running properly by issuing the TCP/IP netstat -s and ping commands to other nodes on your network. It may be possible to bring the server down and restart it to allow additional client sessions to start.

---

**ANR8296W (Linux) Shared Memory driver unable to initialize due to error in LISTENing on the specified Port, reason code *reason code*.**

**Explanation:** While attempting to listen for session requests from clients using TCP/IP, TCP/IP returns an error. The reason code is the return code from the TCP/IP listen API.

**System action:** Server operation continues, but the server cannot accept additional sessions from clients using the Shared Memory protocol.

**User response:** Ensure that TCP/IP is running properly by issuing the TCP/IP netstat -s and ping commands to other nodes on your network. It may be possible to bring the server down and restart it to allow additional client sessions to start.

---

**ANR8297W (AIX) Shared Memory driver is terminating due to error in accepting a new session, reason code *reason code*.**

**Explanation:** While attempting to accept a session request from a client using the Shared Memory protocol, TCP/IP returns an error. The reason code is the return code from the TCP/IP accept API.

**System action:** Server operation continues, but the server cannot accept additional sessions from clients using the Shared Memory protocol.

**User response:** Ensure that TCP/IP is running properly. This may be done by issuing the TCP/IP netstat -s and ping commands to other nodes on your network. It may be possible to bring the server down and restart it to allow additional client sessions to start.

---

**ANR8297W (Linux) Shared Memory driver is terminating due to error in accepting a new session, reason code *reason code*.**

**Explanation:** While attempting to accept a session request from a client using the Shared Memory protocol, TCP/IP returns an error. The reason code is the return code from the TCP/IP accept API.

**System action:** Server operation continues, but the server cannot accept additional sessions from clients using the Shared Memory protocol.

**User response:** Ensure that TCP/IP is running properly. This may be done by issuing the TCP/IP netstat -s and ping commands to other nodes on your network. It may be possible to bring the server down and restart it to allow additional client sessions to start.

---

**ANR8298W (AIX) The server experienced a TCP/IP error while writing data on socket *socket number*. Reason *return code*.**

**Explanation:** An error occurred during negotiation for a shared memory session. This may be a normal event

if either side of the connection is abruptly ended.

**System action:** The session is ended. Server operation continues.

**User response:** If the session is ended as a result of intentionally stopping either the client or server, no action is required. Otherwise, ensure that the client and server can communicate using Telnet or FTP applications, which are part of the TCP/IP suite.

---

**ANR8298W (Linux) The server experienced a TCP/IP error while writing data on socket *socket number*. Reason *return code*.**

**Explanation:** An error occurred during negotiation for a shared memory session. This may be a normal event if either side of the connection is abruptly ended.

**System action:** The session is ended. Server operation continues.

**User response:** If the session is ended as a result of intentionally stopping either the client or server, no action is required. Otherwise, ensure that the client and server can communicate using Telnet or FTP applications, which are part of the TCP/IP suite.

---

**ANR8299W (AIX) The server experienced a TCP/IP error while reading data on socket *socket number*. Reason *return code*.**

**Explanation:** An error occurred during negotiation for a shared memory session. This may be a normal event if either side of the connection is abruptly ended or if the client is configured incorrectly.

**System action:** The session is ended. Server operation continues.

**User response:** If the session is ended as a result of intentionally stopping either the client or server, no action is required. Otherwise, ensure that the client and server can communicate using Telnet or FTP applications, which are part of the TCP/IP suite.

Check the client options file to ensure that the server's shared memory port is set up and is not being confused with the server's TCP/IP port. The shared memory port is a TCP/IP port that the server uses to initiate communications, then switches to shared memory communications.

---

**ANR8299W (Linux) The server experienced a TCP/IP error while reading data on socket *socket number*. Reason *return code*.**

**Explanation:** An error occurred during negotiation for a shared memory session. This may be a normal event if either side of the connection is abruptly ended or if the client is configured incorrectly.

**System action:** The session is ended. Server operation continues.

**User response:** If the session is ended as a result of intentionally stopping either the client or server, no action is required. Otherwise, ensure that the client and server can communicate using Telnet or FTP applications, which are part of the TCP/IP suite.

Check the client options file to ensure that the server's shared memory port is set up and is not being confused with the server's TCP/IP port. The shared memory port is a TCP/IP port that the server uses to initiate communications, then switches to shared memory communications.

---

**ANR8300E** I/O error on library *library name* (OP=*internal code*, CC=*internal code*, KEY=*internal code*, ASC=*internal code*, ASCQ=*internal code*, SENSE=*sense data*, Description=*error description*). Refer to the IBM Spectrum Protect documentation on I/O error code descriptions.

**Explanation:** An I/O error has occurred while operating on the specified library.

**System action:** The operation fails.

**User response:** Ensure that the DEVICE parameter associated with the library was identified correctly in the DEFINE PATH command and that the library is currently powered on and ready. If the library has an access door, make sure it is closed. The library reference manual usually contains tables that explain the values of the KEY, ASC, and ASCQ fields.

---

**ANR8301E** I/O error on library *library name* (OP=*internal code*, SENSE=*internal code*).

**Explanation:** An I/O error has occurred while operating on the specified library.

**System action:** The operation fails.

**User response:** Ensure that the DEVICE parameter associated with the library was identified correctly in the DEFINE PATH command and that the library is currently powered on and ready. If the library has an access door, make sure it is closed.

---

**ANR8302E** I/O error on drive *drive name* with volume *volume name* (OP=*internal code*, Error Number=*internal code*, CC=*internal code*, rc = *return code*, KEY= *internal code*, ASC=*internal code*, ASCQ= *internal code*, SENSE=*sense data*, Description=*error description*). Refer to the IBM Spectrum Protect documentation on I/O error code descriptions.

**Explanation:** An I/O error has occurred while operating on the specified drive.

**System action:** The operation fails.

**User response:** Ensure that the DEVICE parameter associated with the drive was identified correctly in the DEFINE PATH command and that the drive is currently powered on and ready. The drive reference manual usually contains tables that explain the values of the KEY, ASC, and ASCQ fields. If the OP=SETMODE SCSI command fails and the KEY, ASC, and ASCQ fields all display a value of FF, the tape device driver that the IBM Spectrum Protect server uses does not issue this command to the tape drive. Ensure that a correct version of a tape device driver is installed on your system.

---

**ANR8303E** I/O error on drive *drive name* (OP=*internal code*, SENSE=*internal code*).

**Explanation:** An I/O error has occurred while operating on the specified drive.

**System action:** The operation fails.

**User response:** Ensure that the DEVICE parameter associated with the drive was identified correctly in the DEFINE PATH command and that the drive is currently powered on and ready.

---

**ANR8304E** Time out error on drive *drive name* in library *library name*.

**Explanation:** A time out condition occurred while waiting for the given drive to become ready so that automated library operations could be performed.

**System action:** The operation fails.

**User response:** Ensure that the DEVICE parameter associated with the drive was identified correctly in the DEFINE PATH command, and that the device is currently powered on and ready.

---

**ANR8305E** Library *library name* is not ready or not operational.

**Explanation:** The specified automated library device is either not ready or not in an operational state.

**System action:** Initialization of the library device fails.

**User response:** Ensure that the library is powered on and ready for automated operations. Further initialization attempts for the given library will usually be postponed until the next attempt is made to access the library for an automated operation. During server startup, however, initialization may be retried after a short waiting period.

---

**ANR8306I** Request number: Insert device type *volume name* mount mode into the slot with element number *slot element* of library *library name* within time limit *minutes*; issue 'REPLY' along with the

**request ID when ready.**

**Explanation:** A CHECKIN LIBVOLUME or a LABEL LIBVOLUME command is in progress, and the specified volume is needed. The server expects the volume to be inserted into the slot with the specified element number of the given library within the time limit specified in the message. For the slot and element number diagram of your library, refer to the documentation provided with the current ptf level.

**System action:** The server waits until a REPLY command is issued, or until the time limit expires.

**User response:** Insert the volume into the slot and issue a REPLY command, along with the request ID, to tell the server that the volume has been inserted.

---

**ANR8307I** *Request number: Remove device type volume volume name from slot with element number slot name of library library name; issue 'REPLY' along with the request ID when ready.*

**Explanation:** A CHECKOUT LIBVOLUME command has completed. You can remove the volume from the slot with the specified element number and store it outside the library. For the slot and element number diagram of your library, refer to the documentation provided with the current ptf level.

**System action:** The server waits until a REPLY command is issued.

**User response:** Remove the volume from the slot and store it in a safe place. Issue a REPLY command, along with the request ID, to tell the server that the volume has been removed. The volume can be returned to the library with the CHECKIN LIBVOLUME command.

---

**ANR8308I** *Request number: device type volume volume name is required for use in library library name; CHECKIN LIBVOLUME required within time limit minutes.*

**Explanation:** A mount request has been made for a volume that is defined in a storage pool, but which is currently checked out of the given library.

**System action:** The server waits until it detects that the volume has been checked into the library, or the time limit expires.

**User response:** Obtain the required volume, and insert it into the library by issuing a CHECKIN LIBVOLUME command. Use the SWAP=YES option of the CHECKIN LIBVOLUME command if the library is currently full; this process allows the server to select an appropriate volume to be swapped out in order to make room for the required volume.

---

**ANR8309E** *Mount attempt failed - library library name is not defined.*

**Explanation:** An attempt has been made to mount a volume, but the attempt fails because the specified library is not defined.

**System action:** The operation fails.

**User response:** Ensure that the LIBRARY attribute of the device class associated with the mount operation identifies a defined library. If not, correct the value of the LIBRARY attribute, or define the specified library and retry the operation.

---

**ANR8310E** *An I/O error occurred while accessing library library name.*

**Explanation:** An I/O error occurs while accessing the designated library.

**System action:** The operation fails.

**User response:** Ensure that the DEVICE parameter associated with the library is identified correctly in the DEFINE PATH command, and that the library is currently powered on and ready. If the library has an access door, make sure it is closed. After checking and correcting these potential problems, retry the operation.

---

**ANR8311E** *An I/O error occurred while accessing drive drive name for low-level operation operation, errno = drive errno, rc = return code.*

**Explanation:** An I/O error occurs while performing the operation on the specified drive.

**System action:** The operation fails.

**User response:** Ensure that the DEVICE parameter associated with the drive is identified correctly in the DEFINE PATH command, and that the drive is currently powered on and ready. After checking and correcting these potential problems, retry the operation. For more information on I/O error codes, search on I/O error code descriptions for server messages in the IBM Knowledge Center.

---

**ANR8312E** *Volume volume name could not be located in library library name.*

**Explanation:** The designated volume cannot be found at its expected location in the given library.

**System action:** The operation fails.

**User response:** Perform an AUDIT LIBRARY operation on the designated library, which forces the server to reevaluate its inventory information for volumes in the library.

---

**ANR8313E** Volume *volume name* is not present in library *library name*.

**Explanation:** A mount request is made for the given volume in the specified library, but the volume is not currently checked into the library.

**System action:** The mount operation fails. If the volume is being mounted for storage pool I/O (as opposed to import/export I/O), its ACCESS attribute is changed to UNAVAILABLE to prevent further mount requests.

**User response:** Issue a CHECKIN LIBVOLUME command to return the volume into the library, and update the volumes ACCESS attribute to READONLY or READWRITE using the UPDATE VOLUME command. Retry the mount request.

---

**ANR8314E** Library *library name* is full.

**Explanation:** A library operation fails because all of the library's storage locations are occupied.

**System action:** The operation fails.

**User response:** Issue a CHECKOUT LIBVOLUME command to make room in the library. Retry the library operation.

---

**ANR8315E** Command: The device type of drive *drive name* is not supported in library type libraries.

**Explanation:** Drives of the type identified in the command are not supported in the given type of library.

**System action:** The command is not processed.

**User response:** Determine whether the drive and library combination is supported by the installed level of the server. If so, contact your service representative.

---

**ANR8316E** Selecting swap volume to be checked out of library *library name*.

**Explanation:** A CHECKIN LIBVOL command was issued for a library that has no empty slots to hold the new cartridge. The SWAP=YES parameter was included in the command.

**System action:** A CHECKOUT LIBVOL command will be automatically be issued, specifying either a scratch volume or, if there are none, a volume with the lowest number of mounts.

**User response:** Use a supported type of drive. volume from the library and store it in a safe place. Issue a REPLY command to tell the server that the volume has been removed. The volume can be introduced back into the library with the CHECKIN LIBVOLUME command.

---

**ANR8317I** The volume in device type *drive drive name* must be manually ejected.

**Explanation:** This device type does not automatically eject the volume when it is dismounted and requires that the volume be manually ejected from the drive.

**System action:** None.

**User response:** Physically eject the volume from the drive.

---

**ANR8318I** Request number: Mount side *side* of device type *volume volume name* mount mode in drive *drive name* of library *library name* within time limit < minutes.

**Explanation:** The server requires that the specified volume be mounted as requested. Since the volume is two-sided, this message specifies which side (A or B) is needed by the server for I/O operations.

**System action:** The server waits for the volume to be mounted.

**User response:** Mount the volume in the specified drive.

---

**ANR8319I** Request number: Insert device type *volume volume name* mount mode into library *library name* within time limit minute(s).

**Explanation:** A CHECKIN LIBVOLUME command is in progress, and the specified volume is needed. The server expects the volume to be inserted into the library with the convenience I/O station mechanism.

**System action:** The server waits until the volume is in the library, or until the time limit expires.

**User response:** Insert the specified volume into the library. If the volume has already been inserted into the library, no user action is necessary.

---

**ANR8320I** Request number: Insert device type *volume volume name* mount mode in drive *drive name* of library *library name* within time limit minute(s); issue 'REPLY ' along with the request ID when ready.

**Explanation:** A CHECKIN LIBVOLUME or a LABEL LIBVOLUME command is in progress, and the specified volume is needed. The server expects the volume to be inserted in the designated drive of the given library within the time limit specified in the message.

**System action:** The server waits until a REPLY command is issued, or until the time limit expires.

**User response:** Insert the volume into the drive, and then issue a REPLY command, along with the request ID, to tell the server that the volume has been inserted.



---

**ANR8321I** *Request number: Remove device type volume volume name from drive drive name of library library name; issue 'REPLY' along with the request ID when ready.*

**Explanation:** A CHECKOUT LIBVOLUME or a LABEL LIBVOLUME command has completed. You can remove the specified volume from the designated drive and store it outside the library.

**System action:** The server waits until a REPLY command is issued.

**User response:** Remove the volume from the drive and store it in a safe place. Issue a REPLY command, along with the request ID, to tell the server that the volume has been removed. The volume can be returned to the library with the CHECKIN LIBVOLUME command.

---

**ANR8322I** *Request number: Remove device type volume volume name from entry/exit port of library library name; issue 'REPLY' along with the request ID when ready.*

**Explanation:** A CHECKOUT LIBVOLUME command has completed. You can remove the specified volume from the entry/exit port of the given library and store it elsewhere.

**System action:** The server waits until a REPLY command is issued.

**User response:** Remove the volume from the library and store it in a safe place. Issue a REPLY command, along with the request ID, to tell the server that the volume has been removed. The volume can be returned to the library with the CHECKIN LIBVOLUME command.

---

**ANR8323I** *Request number: Insert device type volume volume name mount mode into entry/exit port of library library name within time limit minute(s); issue 'REPLY' along with the request ID when ready.*

**Explanation:** A CHECKIN LIBVOLUME or a LABEL LIBVOLUME command is in progress, and the specified volume is needed. Mount the volume in the entry/exit port of the given library within the time limit specified in the message.

**System action:** The server waits until a REPLY command is issued, or until the time limit expires.

**User response:** Insert the volume into the library's entry/exit port; and issue a REPLY command, along with the request ID, to tell the server that the volume has been inserted.

---

**ANR8324I** *Device type volume volume name is expected to be mounted (mount mode).*

**Explanation:** The specified volume is expected to be mounted in the near future so the server can access it for reading or writing.

**System action:** None.

**User response:** If the volume is stored offline, retrieve it so that it is readily accessible when the server requests that it be mounted.

---

**ANR8325I** *Dismounting volume volume name - mount retention period minute mount retention expired.*

**Explanation:** The specified volume is dismounted because the given mount retention period has expired.

**System action:** The volume is dismounted.

**User response:** None.

---

**ANR8326I** *Request number: Mount device type volume volume name mount mode in drive drive name of library library name within time limit minutes.*

**Explanation:** If the volume name includes the names EXP, IMP, DUMP, or DBBK, the request is for a scratch volume.

**System action:** The server waits for the volume to be mounted.

**User response:** Mount the volume in the specified drive.

---

**ANR8327E** *Command: Cannot cancel request request number.*

**Explanation:** The request, whose number is specified by the given command, cannot be canceled. The requested operation must be completed.

**System action:** The cancel request command is not processed.

**User response:** Proceed with the requested operation.

---

**ANR8328I** *Request number: device type volume volume name mounted in drive drive name.*

**Explanation:** The server verifies that a requested volume has been mounted properly in the given drive.

**System action:** The volume is accessed for reading or writing, or both.

**User response:** None.

---

---

**ANR8329I** *Device type* **volume** *volume name* **is mounted** *mount mode* **in drive** *drive name*, **status:** IDLE.

**Explanation:** In response to a QUERY MOUNT command, the server indicates that the given volume is mounted in the specified drive. The volume is currently idle, meaning no active operations are being performed. If the volume remains in the idle state for the amount of time specified by the device class mount retention period, it will be automatically dismounted.

**System action:** None.

**User response:** None.

---

**ANR8330I** *Device type* **volume** *volume name* **is mounted** *mount mode* **in drive** *drive name*, **status:** IN USE.

**Explanation:** In response to a QUERY MOUNT command, the server indicates that the given volume is mounted in the specified drive. The volume is currently in use, meaning that read or write operations, or both, are being performed.

**System action:** None.

**User response:** None.

---

**ANR8331I** *Device type* **volume** *volume name* **is mounted** *mount mode* **in drive** *drive name*, **status:** DISMOUNTING.

**Explanation:** In response to a QUERY MOUNT command, the server indicates that the given volume is mounted in the specified drive. The volume is currently being dismounted by the server.

**System action:** None.

**User response:** None.

---

**ANR8332I** *Device type* **volume** *volume name* **is mounted** *mount mode*, **status:** IDLE.

**Explanation:** In response to a QUERY MOUNT command, the server indicates that the given volume is mounted for I/O operations. The volume is currently idle, meaning no active operations are being performed. If the volume remains in the idle state for the amount of time specified by the device class mount retention period, it will be automatically dismounted.

**System action:** None.

**User response:** None.

---

**ANR8333I** *Device type* **volume** *volume name* **is mounted** *mount mode*, **status:** IN USE.

**Explanation:** In response to a QUERY MOUNT command, the server indicates that the given volume is mounted for I/O operations. The volume is currently in

use, meaning that read or write operations, or both are being performed.

**System action:** None.

**User response:** None.

---

**ANR8334I** *Number of matches* **matches found**.

**Explanation:** This is a summary message for the QUERY MOUNT command. It indicates the total number of mount points that have been reported in the command output.

**System action:** None.

**User response:** None.

---

**ANR8335I** *Request number:* **Verifying label of device type** **volume** *volume name* **in drive** *drive name*.

**Explanation:** The server verifies the label of the volume that has been requested by an earlier mount message. This is done to ensure that the correct volume has been mounted by the operator.

**System action:** The server reads the volume label and checks it for validity.

**User response:** None.

---

**ANR8336I** **Verifying label of device type** **volume** *volume name* **in drive** *drive name*.

**Explanation:** The server verifies the label of a volume that is needed for read or write operations, or both. This is done to ensure that the correct volume has been mounted.

**System action:** The server reads the volume label and checks it for validity.

**User response:** None.

---

**ANR8337I** *Device type* **volume** *volume name* **mounted in drive** *drive name*.

**Explanation:** The server verifies that the specified mount request has been completed properly. Read or write operations, or both, can be performed on the volume.

**System action:** The label of the volume has been verified.

**User response:** None.

---

**ANR8338E** *Device type* **volume** *volume name* **cannot be overwritten by EXPORT operation**.

**Explanation:** The specified volume already exists or contains data, so that the server cannot allow new export data to be written to it.

**System action:** The server detects that the given

volume already contains some data that would be overwritten by the requested export operation.

**User response:** If the specified volume does not contain any valuable data, delete it and retry the export operation.

---

**ANR8339E** *Device type* **volume** *intended volume name in drive drive name was replaced with volume incorrect volume name.*

**Explanation:** The server detects that a previously mounted and verified volume (the desired volume) has been replaced with a different volume (the incorrect volume). No further read or write operations, or both, can occur on the given drive, because data corruption may occur.

**System action:** The server dismounts the volume from the drive.

**User response:** Mount the correct volume again if it is in a manual library and retry the operation.

---

**ANR8340I** *Device type* **volume** *volume name mounted.*

**Explanation:** The server has mounted the given volume.

**System action:** Read or write operations, or both, will commence for the volume.

**User response:** None.

---

**ANR8341I** **End-of-volume reached for** *device type volume volume name.*

**Explanation:** The server has detected an end-of-volume condition for the given volume.

**System action:** The volume is marked full. If more data must be stored, the server will access another volume for it.

**User response:** None.

---

**ANR8342I** **Request** *request number for volume volume name* **canceled by administrator name.**

**Explanation:** A mount request is canceled by the given administrator.

**System action:** The system cancels the mount request.

**User response:** None.

---

**ANR8343I** **Request** *request number for volume volume name* **canceled (PERMANENT) by administrator name.**

**Explanation:** A mount request is successfully canceled with the PERMANENT option.

**System action:** The system cancels the mount request and marks the volume as unavailable.

**User response:** None.

---

**ANR8344E** *Command:* **Invalid request number - request number.**

**Explanation:** A command has been entered with an incorrect request number.

**System action:** The server does not process the command.

**User response:** Issue the command with the correct request number.

---

**ANR8345E** *Command:* **No match found for this request number.**

**Explanation:** The request number specified by the command is not in the list of outstanding mount requests.

**System action:** The server does not process the command.

**User response:** Issue the command with the correct request number.

---

**ANR8346I** *Command:* **No requests are outstanding.**

**Explanation:** A QUERY REQUEST or CANCEL REQUEST command has been entered although no mount requests are outstanding.

**System action:** Server operation continues.

**User response:** None.

---

**ANR8347E** *Command:* **Volume volume not found.**

**Explanation:** A DISMOUNT VOLUME command is issued, but the volume to be dismounted cannot be found.

**System action:** Server operation continues.

**User response:** Ensure that the correct volume name is entered.

---

**ANR8348E** *Command:* **Volume volume is not "Idle".**

**Explanation:** A DISMOUNT VOLUME command has been issued, but the volume is still in use and cannot be dismounted.

**System action:** Server operation continues.

**User response:** If it is necessary to dismount the volume, cancel the session or process that is using the volume, and reissue the command.

---

**ANR8349E** *Command:* **Device device not found.**

**Explanation:** A DISMOUNT DEVICE command has been issued, but the device to be dismounted cannot be found.

**System action:** Server operation continues.

**User response:** Ensure that the correct device has been specified.

---

**ANR8350E** *Command:* **Device device is not "Idle".**

**Explanation:** A DISMOUNT DEVICE command has been issued, but the device is still in use and cannot be dismounted.

**System action:** Server operation continues.

**User response:** If it is necessary to dismount the device, cancel the session or process that is using the device, and reissue the command.

---

**ANR8351E** *Request number:* **Mount request for volume volume name has timed out.**

**Explanation:** The mount request has not been satisfied in the requested time.

**System action:** The server fails the mount request.

**User response:** Retry the mount request and ensure that the volume is mounted within the time limit for the manual library. For an automated library, retry the mount request and increase the mount wait time for the device class.

---

**ANR8352I** **Requests outstanding:**

**Explanation:** This message provides a list of currently outstanding mount requests.

**System action:** The server lists all outstanding mount requests or the one specified on the QUERY REQUEST command.

**User response:** None.

---

**ANR8353E** *Request number:* **I/O error reading label of volume in drive drive name.**

**Explanation:** The server detects an error while reading the volume label from the volume in the specified drive.

**System action:** The volume is ejected, and the server continues to wait for the requested volume to be mounted.

**User response:** Ensure the following:

- The requested volume is properly inserted in the designated drive.
- The volume has been labeled by using the DSMLABEL utility program before you attempt to use it with the server.

- The DEVICE parameter associated with the drive is identified correctly in the DEFINE PATH command, and the drive is currently powered on and ready.

After checking and correcting these potential problems, retry the operation.

---

**ANR8354E** *Request number:* **Incorrect volume (volume name) mounted in drive drive name.**

**Explanation:** The user has inserted the named volume into the indicated drive, but it is not the one requested by the server.

**System action:** The volume is ejected, and the server continues to wait for the requested volume to be mounted.

**User response:** Ensure that the requested volume is inserted properly into the designated drive.

---

**ANR8355E** **I/O error reading label for volume volume name in drive drive name.**

**Explanation:** The server detects an error while reading/verifying the volume label for the volume in the specified drive.

**System action:** The volume is dismounted by the server.

**User response:** Ensure the following:

- Check the integrity of the data on the volume by issuing an AUDIT VOLUME command. If this error occurs on a volume that is stored inside a VTL or SCSI library, the library itself may need to be audited by using the AUDIT LIBRARY command.
- The DEVICE parameter associated with the drive is identified correctly in the DEFINE PATH command, and the drive is currently powered on and ready.

After checking and correcting these potential problems, retry the operation.

---

**ANR8356E** **Incorrect volume mounted volume name was mounted instead of volume expected volume name in library library name.**

**Explanation:** The incorrect volume has been mounted in the designated library. This error can occur if the library inventory has been altered due to manual intervention or movement of volumes, or both.

**System action:** The volume is dismounted; the expected volume may be marked unavailable if this error occurs during normal volume mount activity.

**User response:** Use the AUDIT LIBRARY command to force the library to reevaluate its inventory of volumes.

---

**ANR8357I**    **Error reading label of volume from slot-element *element address in drive drive name* of library *library name*.**

**Explanation:** While processing a search-mode CHECKIN LIBVOLUME command for the designated library, the server finds a volume whose label cannot be read.

**System action:** The volume is dismounted and is not checked into the library.

**User response:** Remove the volume from the library and ensure that it is properly labeled. After doing so, the volume can be checked into the library.

---

**ANR8358E**    **Audit operation is required for library *library name*.**

**Explanation:** The server encounters a problem managing the given library, and determines that an AUDIT LIBRARY operation should be performed.

**System action:** The server may continue to access the library, but some volumes may not be accessible until an AUDIT LIBRARY command is issued against the library.

**User response:** Issue an AUDIT LIBRARY command against the library.

---

**ANR8359E**    **Media fault detected on *device type* volume *volume name in drive drive name* of library *library name*.**

**Explanation:** The server encounters a media fault while accessing the given volume using the specified drive.

**System action:** The operation that is attempting to access the volume will fail, and the volume will be immediately dismounted from the drive.

**User response:** In some cases, the server will automatically mark the volume readonly. This will prevent the server from trying to write to the volume. Issue an AUDIT VOLUME command to determine if any data has been lost due to the media failure.

---

**ANR8360I**    **Volume *volume name* has been deleted from MANUAL library *library name*.**

**Explanation:** The specified volume has been deleted by the server. It can be returned to a scratch pool by the mount operator if desired.

**System action:** The volume is removed from the server's inventory.

**User response:** None.

---

**ANR8361E**    **Command: Device type not specified.**

**Explanation:** The specified command requires that the DEVTYPE parameter be supplied.

**System action:** The command is not processed.

**User response:** Reissue the command, and specify a valid DEVTYPE parameter.

---

**ANR8362E**    **Command: The parameter *parameter* is invalid for device type *device type*.**

**Explanation:** The specified parameter is not valid for a device class with the given device type.

**System action:** The command is not processed.

**User response:** Reissue the command with a correct parameter.

---

**ANR8363E**    **Command: The parameter *parameter* is required for device type *device type*.**

**Explanation:** The specified command requires that the given parameter be supplied when the indicated device type is used.

**System action:** The command is not processed.

**User response:** Reissue the command, providing the required parameter value.

---

**ANR8364E**    **Command: Cannot reduce MOUNTLIMIT below number of volumes currently mounted.**

**Explanation:** The MOUNTLIMIT value cannot be reduced below the number of currently mounted volumes.

**System action:** The command is not processed.

**User response:** Wait until the server finishes using some of the mounted volumes, or force the server to dismount idle volumes using the DISMOUNT VOLUME command, then retry this command.

---

**ANR8365E**    **Command: The parameter *parameter* cannot be changed.**

**Explanation:** The specified parameter cannot be changed from the value that was provided with the associated DEFINE command.

**System action:** The command is not processed.

**User response:** If it is necessary to use a different value for the given parameter, the associated object must be deleted and then redefined using the new parameter value.

---

---

**ANR8366E** *Command: Invalid value for parameter parameter.*

**Explanation:** An invalid value has been provided for the specified parameter.

**System action:** The command is not processed.

**User response:** Reissue the command, and specify a valid parameter value. If this is for the ELEMENT parameter on DEFINE DRIVE with AUTODETECT, this message can be issued because the library doesn't support the ability to determine the element number dynamically. In this case, supply the actual element number instead of using AUTODETECT for the ELEMENT parameter. If this is for the SCALECAPACITY parameter on a 3592 device class, verify that this device class has the attribute WORM=NO as WORM and SCALECAPACITY are not compatible.

---

**ANR8367E** *Command: Multiple parameter values are not allowed.*

**Explanation:** The designated parameter is specified more than once in the command; this is not allowed.

**System action:** The command is not processed.

**User response:** Reissue the command, but specify the given parameter only once.

---

**ANR8368E** *Request number: Incorrect side (side) of volume volume name mounted in drive drive name.*

**Explanation:** The user inserted the wrong side of the requested volume into the indicated drive.

**System action:** The volume is ejected, and the server continues to wait for the requested side of the volume to be mounted.

**User response:** Insert the correct side of the requested volume into the designated drive.

---

**ANR8369E** *Library library name is not defined.*

**Explanation:** The designated library is not defined, but has been referenced in a mount request.

**System action:** The mount request is rejected.

**User response:** Define the given library, or update the LIBRARY parameter of the device class that references it.

---

**ANR8370I** *Device type volume volume name is mounted mount mode, status: RETRY.*

**Explanation:** In response to a QUERY MOUNT command, the server indicates that the given volume is mounted for I/O operations. The volume is currently in RETRY, meaning an attempt is being made to

re-establish communications with another server. If the volume remains in the retry state for the amount of time specified by the device class retry period, the operation will fail and the volume will be automatically dismounted.

**System action:** None.

**User response:** None.

---

**ANR8371I** *I/O is being bypassed for volume volume name.*

**Explanation:** The indicated volume is mounted but the server is bypassing actual I/O operations for the volume. The pool associated with the volume matches the NULLPOOLNAME option in the options file or NULLFILEDEVCLASS YES has been specified in the options file.

**System action:** None.

**User response:** None.

---

**ANR8372I** *Request number: Remove device type volume volume name from drive drive name of library library name.*

**Explanation:** A LABEL LIBVOLUME command has completed. You can remove the specified volume from the designated drive and store it outside the library.

**System action:** None.

**User response:** Remove the volume from the drive and store it in a safe place.

---

**ANR8373I** *Request number: Fill the bulk entry/exit port of library library name with all device type volumes to be processed within time limit minute(s); issue 'REPLY' along with the request ID when ready.*

**Explanation:** A CHECKIN LIBVOLUME or LABEL LIBVOL command with SEARCH=BULK is in progress. Load all volumes to be processed into the multi-slot entry/exit port of the given library within the time limit specified in the message.

**System action:** The server waits until a REPLY command is issued, or until the time limit expires.

**User response:** Insert the volumes into the library's entry/exit port; and issue a REPLY command, along with the request ID, to tell the server that the volumes have been inserted.

---

**ANR8374E** *Unable to unmount mountpoint mountpoint name.*

**Explanation:** A removable file device class mountpoint had to be unmounted using the operating system unmount function. The server did not have permission to unmount the directory specified.

**System action:** The server continues, but cannot use the mountpoint for removable file support until the directory is unmounted.

**User response:** It may be necessary to run the server as a root user to mounted directories to be unmounted.

**ANR8375E** *Device type* **volume** *volume name* **cannot be overwritten by BACKUPSET operation.**

**Explanation:** The specified volume already exists or contains data, so that the server cannot allow new backup set data to be written to it.

**System action:** The server detects that the given volume already contains some data that would be overwritten by the requested backup set operation.

**User response:** If the specified volume does not contain any valuable data, delete it and retry the backup set operation.

**ANR8376I** **Mount point reserved in device class** *Device class name*, **status: RESERVED.**

**Explanation:** In response to a QUERY MOUNT command, the server indicates that there is a mount point reserved for future I/O operations in the given device class.

**System action:** None.

**User response:** None.

**ANR8377I** *Device type* **volume** *volume name* **is mounted** *mount mode*, **status: DISMOUNTING.**

**Explanation:** In response to a QUERY MOUNT command, the server indicates that the given volume is currently being dismounted.

**System action:** None.

**User response:** None.

**ANR8378I** *Device type* **volume** *volume name* **is mounted** *mount mode*, **status: RETRY DISMOUNT FAILURE.**

**Explanation:** In response to a QUERY MOUNT command, the server indicates that it is currently retrying the dismount of the given volume because of a failure during the previous dismount.

**System action:** None.

**User response:** None.

**ANR8379I** **Mount point in device class** *Device class name* **is waiting for the volume mount to complete, status: WAITING FOR VOLUME.**

**Explanation:** In response to a QUERY MOUNT command, the server indicates that there is a mount point in the given device class waiting for the volume mount to complete.

**System action:** None.

**User response:** None.

**ANR8380I** *Device type* **volume** *volume name* **is mounted** *mount mode* **in drive** *drive name*, **status: RETRY DISMOUNT FAILURE.**

**Explanation:** Because of the failure of a previous dismount, the server is retrying the dismount of the specified volume from the specified drive. In response to a QUERY MOUNT command, the server indicates that the volume is mounted in the drive.

**System action:** None.

**User response:** None.

**ANR8381E** *Device type* **volume** *volume name* **could not be mounted in drive** *drive name*.

**Explanation:** The server could not complete the specified mount request due to an error. Examine previous messages for additional information regarding the specified volume and the operation.

**System action:** The requested operation fails.

**User response:** Examine previous messages for additional information regarding the specified volume and the operation.

**ANR8382W** **Library** *library name* **is now full.**

**Explanation:** During a library check-in operation from a multi-slot entry/exit station, the last storage location was filled before checking the remainder of the entry/exit slots.

**System action:** The operation stops, but is considered successful if at least one volume is checked in.

**User response:** If more volumes remain to be checked in, issue a CHECKOUT LIBVOLUME command to make room in the library. Retry the library operation.

**ANR8383E** **Device class** *device class name* **directory** *directory name* **is not a SnapLock directory.**

**Explanation:** When processing the named device class, it was discovered that a directory was specified for the device class that is not a NetApp SnapLock WORM Volume. All directories used by a device class for a

storage pool with RECLAMATIONTYPE=SNAPLOCK must be Snaplock directories.

**System action:** If you are trying to define a storage pool with RECLAMATIONTYPE=SNAPLOCK, the command fails. If you are trying to update a device class that is pointed to by a RECLAMATIONTYPE=SNAPLOCK storage pool, the command fails.

**User response:** If you are trying to define a storage pool with RECLAMATIONTYPE=SNAPLOCK, you need to specify a device class which has all directories which are NetApp SnapLock WORM Volumes. You may select another device class which has all SnapLock directories specified in it. Or you may use the UPDATE DEVCLASS command to remove non-SnapLock directories from the device class DIR list. If you modify an existing device class, you need to ensure that no data is stored in directories that are to be removed from the device class. If this message is issued when you are trying to update a device class, ensure that all directories specified in the directory are SnapLock directories.

---

**ANR8384E** *Request number: Incorrect volume (volume name) inserted into library library name.*

**Explanation:** The user has inserted the named volume into the indicated library, but it is not the one requested by the server.

**System action:** The volume is skipped, and the server continues to wait for the requested volume to be inserted.

**User response:** Ensure that the requested volume is inserted properly into the designated location in the library.

---

**ANR8385E** *All entry/exit ports of library library name are empty.*

**Explanation:** The entry/exit ports of the library do not contain a volume that can be processed.

**System action:** The command fails.

**User response:** Ensure that the volume is inserted properly into the entry/exit port of the library and that the library indicates the volume is inserted and issue the command again. Contact the hardware vendor if the volume is inserted correctly and this error occurs.

---

**ANR8386W** *Slot element number of library library name is inaccessible.*

**Explanation:** The slot in the library could not be physically accessed at this time.

**System action:** The slot is skipped and processing continues with the next slot.

**User response:** If there is a volume in the slot that

needs to be processed, verify that the Entry/Exit door is closed, the slot is accessible, and the device has not logged any device errors before trying the command again. Contact the hardware vendor if slots are incorrectly being reported as inaccessible.

---

**ANR8387I** *Request number: All entry/exit ports of library library name are full or inaccessible. Empty the entry/exit ports, close the entry/exit port door, and make the ports accessible.*

**Explanation:** A CHECKOUT LIBVOLUME command cannot find an empty and available entry/exit port to place the volume to be removed.

**System action:** The server waits until the operator performs the actions requested.

**User response:** Make at least one entry/exit port empty and accessible. Check the entry/exit ports or the library. Make sure the entry/exit door is closed. If all the entry/exit ports are full remove at least one volume from the entry/exit port. If any of entry/exit are empty then the empty entry/exit ports are inaccessible. Check the library's documentation on how to make the entry/exit port accessible. If the library is incorrectly reporting the status of the entry/exit port contact the library vendor.

---

**ANR8388E** *Device class device class name has no directories specified.*

**Explanation:** When processing the named device class, which is referenced by a storage pool of type RECLAMATIONTYPE=SNAPLOCK, it was discovered that there were no directories specified for it. One or more directories must be specified for a device class that is used by a storage pool with RECLAMATIONTYPE=SNAPLOCK, and all directories must be NetApp SnapLock WORM Volumes.

**System action:** The operation fails.

**User response:** A device class that is referenced by a storage pool of type RECLAMATIONTYPE=SNAPLOCK needs to specify one or more directories which are NetApp SnapLock WORM Volumes. Use the UPDATE DEVCLASS command to define appropriate directories to the device class and retry your request.

---

**ANR8389E** *Device class device class name has storage pools using it with inconsistent RECLAMATIONTYPE parameters, or invalid directories specified in it.*

**Explanation:** When processing the named device class, it was discovered that it was not configured properly. A device class can be referenced by storage pools of type RECLAMATIONTYPE=THRESHOLD or RECLAMATIONTYPE=SNAPLOCK. For storage pools of type RECLAMATIONTYPE=SNAPLOCK, all



directories specified in the device class must be on NetApp SnapLock WORM Volumes.

**System action:** If the IBM Spectrum Protect server is starting, the server continues; however, attempts made to read from or write to that storage pool will fail until the storage pools referencing the device class and the device class are properly configured.

**User response:** Check the activity log for ANR8502, ANR8383E, and ANR8388E messages. If these messages have been issued, follow the instructions in the User Response section of those messages to resolve the issues.

If the problem is not resolved, use the QUERY DEVCLASS command with the FORMAT=DETAILED option to obtain the specified directories for the device class. Verify that each directory is available to the IBM Spectrum Protect server, e.g., on-line, in read-write mode, configured properly, etc.

If the problem is not resolved, for a device class used by RECLAMATIONTYPE=SNAPLOCK storage pools, check that each directory is a NetApp SnapLock WORM Volume. If not, use the UPDATE DEVCLASS command to update the device class directory structure appropriately.

If the problem is not resolved, use the QUERY STGPOOL command with the FORMAT=DETAILED option to determine which storage pools are pointing to the device class. Verify that storage pools of either type RECLAMATIONTYPE=THRESHOLD or RECLAMATIONTYPE=SNAPLOCK are using the device class. If storage pools of both types are using the device class, modify the storage pool definitions such that only one type of storage pool uses the device class. If you wish to have storage pools of both reclamation types pointing to the same directory structure, you may create two device classes with the same directory structure, and have storage pools of one reclamation type use one device class while storage pools of the other reclamation type uses the other device class.

If you have made updates to the storage pools and device classes and the problem is not resolved, you may need to restart the IBM Spectrum Protect server.

---

**ANR8390W Failure connecting to library client**  
*library client to manage volume volume.*

**Explanation:** The library manager failed to contact the designated library client for a management operation for the specified volume.

**System action:** The library management operation fails.

**User response:** Review the other messages in the activity log relating to this library client and this volume to determine which operations were affected by this failure.

---

**ANR8391E The external library manager *file name* can not be found. The library *library name* is not available.**

**Explanation:** The external library manager listed for this library was not found. The path or the file name is not correct.

**System action:** The library management operation fails.

**User response:** Verify the path and the name of the external library mentioned. If it is correct, verify that the file is present on the system and that file permissions allow the server to invoke the file.

---

**ANR8392E The external library manager *file name* does not have executable permission. The library *library name* is not available.**

**Explanation:** The external library manager listed for this library was not found. The path or the file name is not correct.

**System action:** The library management operation fails.

**User response:** Verify the path and the name of the external library mentioned. If it is correct, verify that the file is present on the system and that the file permissions allow the server to invoke the file.

---

**ANR8393E Failed to communicate with the external library *library name* through it's defined external library manager path.**

**Explanation:** The external library manager executable file did not start or exited immediately.

**System action:** The library management operation fails.

**User response:** Verify the path and the file name of this library's external library manager. If it is correct, verify that the file is present on the system and that the file permissions allow the server to invoke the file. The path and file name can be found by using the QUERY PATH command.

---

**ANR8394E The device class,*device class name*,directory parameter is too long.**

**Explanation:** The directory parameter for the define device class command is too long.

**System action:** The command is not processed.

**User response:** Reissue the command, specifying a valid DIRECTORY parameter. The directory parameter must be between 0 and 1400 characters.

---

**ANR8395E** *Command: The parameters specified are only valid for a device class defined with a ZosMedia library.*

**Explanation:** The specified parameter is not valid for a device class unless a ZosMedia library is specified in the Library parameter of the device class.

**System action:** The command is not processed.

**User response:** Reissue the command with a correct parameter.

---

**ANR8396E** *Command: Library library name cannot discover the drives that it owns.*

**Explanation:** The PERFORM LIBACTION command failed for one of the following reasons: - The library lacks the SCSI capability to determine the serial and element numbers of its drives. - The storage area network (SAN) discovery function failed to find a tape drive with the specified serial number. - One or more drives in this library do not appear on the host system.

**System action:** The command is not processed.

**User response:** To resolve the issue, complete the following steps: 1. Ensure that the host bus adapter application programming interface (HBA API) is installed on the host system and that the SAN discovery function is working correctly. 2. Ensure that each drive in the library appears on the host system. 3. If the library was created by a library partition operation, ensure that the number of library drives that appear on the host system matches the number of drives in the library inventory. 4. If the PERFORM LIBACTION command still fails, manually specify drive and drive path definitions for this library, one drive at a time.

---

**ANR8397E** *Library name (library name) is too long to use as the default PREFIX value. An explicit PREFIX value is required.*

**Explanation:** The PREFIX value must be specified with 25 characters or less. If a PREFIX value is not specified, the library name is used by default. However, if the library name is longer than 25 characters, it cannot be used for the PREFIX parameter. Instead, the PREFIX value must be specified explicitly.

**System action:** The command is not processed.

**User response:** Reissue the PERFORM LIBACTION command and specify the PREFIX parameter with a value that contains 25 characters or less.

---

**ANR8398E** *The REMOVE=UNTILEEFULL option is not supported with the MOVE DRMEDIA command for librarylibrary name with library type library type.*

**Explanation:** The MOVE DRMEDIA command does

not support the option as REMOVE=UNTILEEFULL for this library type.

**System action:** The operation will fail.

**User response:** This option is only supported with the library type SCSI. Remove the REMOVE=UNTILEEFULL option and perform the operation again.

---

**ANR8399E** *The IBM Spectrum Protect server receives a status as acsls statuse from ACSLS server.*

**Explanation:** The ACSLS CSI media server does not receive a response from IBM Spectrum Protect server.

**System action:** The operation will fail.

**User response:** This is a communication problem. Check configurations of the network adapter and its driver and then perform the operation again.

---

**ANR8400I** *Library library name defined.*

**Explanation:** The designated library has been successfully defined.

**System action:** The library is defined and recorded in the database.

**User response:** None.

---

**ANR8401E** *Command: Invalid library name library name.*

**Explanation:** The designated library name is invalid; either it contains too many characters, or some of the characters are invalid.

**System action:** The command is not processed.

**User response:** Reissue the command using a valid library name.

---

**ANR8402E** *Command: Library library name is already defined.*

**Explanation:** The designated library cannot be defined because it already exists.

**System action:** The command is not processed.

**User response:** If you want to define an additional library, reissue the command with a different library name.

---

**ANR8403E** *Command: Operation not allowed for library type libraries.*

**Explanation:** The requested operation is not allowed for libraries of the given type.

**System action:** The command is not processed.

**User response:** None.

---

**ANR8404I**    **Drive** *Drive name* **defined in library**  
*library name.*

**Explanation:** The designated drive has been successfully defined as a member of the specified library.

**System action:** The drive is defined and recorded in the database.

**User response:** None.

---

**ANR8405E**    *Command:* **Invalid drive name** *drive name.*

**Explanation:** The designated drive name is invalid; either it contains too many characters, or some of the characters are invalid.

**System action:** The command is not processed.

**User response:** Reissue the command using a valid drive name.

---

**ANR8406E**    *Command:* **Drive drive name is already defined in library** *library name.*

**Explanation:** The designated drive cannot be defined because it has already been defined for the specified library.

**System action:** The command is not processed.

**User response:** If you want to define an additional drive, reissue the command with a different drive name.

---

**ANR8407E**    *Command:* **The MODEL parameter is required for this command.**

**Explanation:** The MODEL parameter has not been provided; it is required.

**System action:** The command is not processed.

**User response:** Reissue the command using the MODEL parameter.

---

**ANR8408E**    *Command:* **The DEVICE parameter is required for this command.**

**Explanation:** The DEVICE parameter has not been provided; it is required.

**System action:** The command is not processed.

**User response:** Reissue the command using the DEVICE parameter.

---

**ANR8409E**    *Command:* **Library library name is not defined.**

**Explanation:** The designated library has not been defined.

**System action:** The command is not processed.

---

**User response:** Reissue the command using a different library name, or define the library before retrying the command.

---

**ANR8410I**    **Library** *library name* **deleted.**

**Explanation:** The designated library has been deleted successfully.

**System action:** The library is deleted.

**User response:** None.

---

**ANR8411E**    *Command:* **One or more drives are still defined in library** *library name.*

**Explanation:** The command failed because there are drives defined to the designated library. For the DELETE LIBRARY and PERFORM LIBACTION (ACTION=DEFINE) commands, the specified library cannot have drives currently defined within the library.

**System action:** The command is not processed.

**User response:** Delete all drives from the library, and reissue the command.

---

**ANR8412I**    **Drive** *drive name* **deleted from library**  
*library name.*

**Explanation:** The designated drive has been deleted successfully from the specified library.

**System action:** The drive is deleted.

**User response:** None.

---

**ANR8413E**    *Command:* **Drive drive name is currently in use.**

**Explanation:** The designated drive cannot be deleted or updated because it is currently in use.

**System action:** The command is not processed.

**User response:** Wait until the drive is no longer in use, and reissue the command.

---

**ANR8414E**    *Command:* **Drive drive name is not defined in library** *library name.*

**Explanation:** The designated drive has not been defined in the given library.

**System action:** The command is not processed.

**User response:** Reissue the command using a different drive name. If appropriate, define the drive before retrying the command.

---

---

**ANR8415E** *Command: The parameter parameter is required for this command.*

**Explanation:** The specified parameter must be provided when processing the given command.

**System action:** The command is not processed.

**User response:** Reissue the command, providing the required parameter value.

---

**ANR8416E** *Command: The parameter parameter is invalid for library type library type.*

**Explanation:** The specified parameter is not valid for libraries of the given type. The scratch category must be at least 2 less than the private category for 349x libraries.

**System action:** The command is not processed.

**User response:** Reissue the command, using only the proper parameters. If using the scratch category make sure it is at least 2 less than the private category.

---

**ANR8417E** *Command: The parameter parameter is invalid for drives in library type libraries.*

**Explanation:** The specified parameter is not allowed when defining or updating drives in a library of the given type.

**System action:** The command is not processed.

**User response:** Reissue the command, using only the proper parameters.

---

**ANR8418E** *Command: An I/O error occurred while accessing library library name.*

**Explanation:** An I/O error occurs while accessing the designated library.

**System action:** The operation fails.

**User response:** Ensure that the DEVICE parameter associated with the library is identified correctly in the DEFINE PATH command, and that the library is currently powered on and ready. If the library has an access door, make sure it is closed. After checking and correcting these potential problems, retry the operation.

---

**ANR8419E** *Command: The drive or element conflicts with an existing drive in library library name.*

**Explanation:** Either there are no more physical drives in the library, or the specified ELEMENT parameter conflicts with an existing defined drive in the given library. If this error occurred during a restore db operation, the physical tape device environment or configuration has changed. The original tape drives were removed or are offline.

**System action:** The command is not processed.

**User response:** Specify a valid ELEMENT parameter that is not used by any other drive in the library. If this error occurred during a restore db operation, check the physical device configuration. Ensure the definition of devices in the devconf.dat file matches the physical device configuration.

---

**ANR8420E** *Command: An I/O error occurred while accessing drive drive name.*

**Explanation:** An I/O error occurs while accessing the specified drive.

**System action:** The operation fails.

**User response:** Ensure that the DEVICE parameter associated with the drive is identified correctly in the DEFINE PATH command, and that the drive is currently powered on and ready. After checking and correcting these potential problems, retry the command.

---

**ANR8421E** *Command: Unable to start a process for this command.*

**Explanation:** The server cannot start a background process to carry out the designated command.

**System action:** The operation fails.

**User response:** Check for and correct memory shortages or other server resource constraints, and reissue the command.

---

**ANR8422I** *Command: Operation for library library name started as process process ID.*

**Explanation:** A volume check-in process has been started to handle the insertion of a volume into the given library. The process is assigned the ID specified in the message.

**System action:** The server starts a background process to perform the operation in response to the CHECKIN LIBVOLUME command entered by an administrator.

**User response:** To obtain status on the process, issue the QUERY PROCESS command. The process may be canceled with the CANCEL PROCESS command.

---

**ANR8423I** *CHECKIN LIBVOLUME process for library library name has been canceled.*

**Explanation:** A background server process that has been working to check in one or more volumes for the given library is canceled by the CANCEL PROCESS command.

**System action:** The server process is ended and server operation continues.

**User response:** None.

---

**ANR8424I**    **Checking in volume *volume name* in library *library name*.**

**Explanation:** In response to a QUERY PROCESS command, this message displays the status for a CHECKIN LIBVOLUME process on the server. The given volume is being checked in to the designated library.

**System action:** The background process operation continues.

**User response:** None. The process may be canceled by an authorized administrator using the CANCEL PROCESS command.

---

**ANR8425I**    **Checking in volumes in search mode in library *library name*.**

**Explanation:** In response to a QUERY PROCESS command, this message displays the status for a CHECKIN LIBVOLUME process on the server. Volumes are being checked into the given library automatically using a search for previously-unknown volumes.

**System action:** The background process operation continues.

**User response:** None. The process may be canceled by an authorized administrator using the CANCEL PROCESS command.

---

**ANR8426E**    **CHECKIN LIBVOLUME for volume *volume name* in library *library name* failed.**

**Explanation:** The background process for a CHECKIN LIBVOLUME command has failed.

**System action:** The background process ends, but the volume has not been checked into the library.

**User response:** Make sure the library and drive devices associated with this command are powered on and ready, and then reissue the command.

---

**ANR8427I**    **CHECKIN LIBVOLUME for volume *volume name* in library *library name* completed successfully.**

**Explanation:** The specified volume was successfully checked in to the library during processing of a CHECKIN LIBVOLUME or LABEL LIBVOLUME command.

**System action:** The volume is made available for mounting in the given library.

**User response:** None.

---

**ANR8428E**    **Command: The STATUS parameter is required for this command.**

**Explanation:** The STATUS parameter must be provided with the given command.

**System action:** The command is not processed.

**User response:** Reissue the command, and provide a valid STATUS parameter value.

---

**ANR8429E**    **Command: No drives are currently defined in library *library name*.**

**Explanation:** The command cannot be issued until at least one drive has been defined in the given library.

**System action:** The command is not processed.

**User response:** Define a drive in the library, using the DEFINE DRIVE command, as well as a path to the drive, using the DEFINE PATH command. Then retry the failed command.

---

**ANR8430I**    **Volume *volume name* has been checked into library *library name*.**

**Explanation:** A search-mode CHECKIN LIBVOLUME process has found the given volume and automatically checked it into the library.

**System action:** The volume is added to the given library's inventory.

**User response:** None.

---

**ANR8431I**    **The CHECKIN LIBVOLUME process is completed for library *library name*; volume *count* volumes were found and added to the library's inventory.**

**Explanation:** A CHECKIN LIBVOLUME command was issued with SEARCH=YES to find volumes that were not checked in. The specified number of volumes were identified and added to the library's inventory.

**System action:** The volumes are available for use by the server.

**User response:** If you use the IBM Tape Diagnostic Tool or the IBM Spectrum Protect lbtest utility to move tape volumes from their home slots to other slots, the server does not check in the volumes to the library. To ensure that the volumes are checked in, complete the following steps: 1. To synchronize the library inventory with the tape device inventory, issue the AUDIT LIBRARY command. 2. To check in the tape volumes, issue the CHECKIN LIBVOLUME command.

---

---

**ANR8432E** *Command: Volume **volume name** is already present in library **library name**.*

**Explanation:** The specified volume cannot be checked into the given library because it is already present.

**System action:** The command is not processed.

**User response:** Provide the name of a volume that is not already present in the given library. Use the QUERY LIBVOLUME command to obtain a full list of volumes that have already been checked into the library.

---

**ANR8433E** *Command: Volume **volume name** does not exist in library **library name**.*

**Explanation:** The volume cannot be accessed because it does not exist in the library.

**System action:** The command is not processed.

**User response:** Specify the name of a volume that is in the library. Use the QUERY LIBVOLUME command to obtain a full list of volumes that reside in the library. If you are using the AUDIT LIBVOLUME command, the volume might be in use by another operation, or does not exist in the library.

---

**ANR8434I** *Command: Operation for volume **volume name** in library **library name** started as process **process ID**.*

**Explanation:** A volume check-out process has been started to handle the removal of a volume from the given library. The process is assigned the ID specified in the message.

**System action:** The server starts a background process to perform the operation in response to the CHECKOUT LIBVOLUME command entered by an administrator.

**User response:** To obtain status on the process, issue the QUERY PROCESS command. The process may be canceled with the CANCEL PROCESS command.

---

**ANR8435I** *CHECKOUT LIBVOLUME for volume **volume name** in library **library name** has been canceled.*

**Explanation:** A background server process that has been working to check out the volume from the given library is canceled by the CANCEL PROCESS command.

**System action:** The server process is ended and server operation continues.

**User response:** None.

---

**ANR8436I** *Checking out volume **volume name** from library **library name**.*

**Explanation:** In response to a QUERY PROCESS command, this message displays the status for a CHECKOUT LIBVOLUME process on the server.

**System action:** The background process operation continues.

**User response:** None. The process may be canceled by an authorized administrator using the CANCEL PROCESS command.

---

**ANR8437E** *CHECKOUT LIBVOLUME for volume **volume name** in library **library name** failed.*

**Explanation:** The background process for a CHECKOUT LIBVOLUME command has failed.

**System action:** The background process ends, but the volume has not been checked out of the library.

**User response:** Make sure the library and drive devices associated with this command are powered on and ready, then retry the command.

---

**ANR8438I** *CHECKOUT LIBVOLUME for volume **volume name** in library **library name** completed successfully.*

**Explanation:** The background process for a CHECKOUT LIBVOLUME command has completed successfully.

**System action:** The volume is either deleted from the library's inventory (if its status is something other than DATA) or marked not present (if its status is DATA).

**User response:** None.

---

**ANR8439I** ***library type** **library** **library name** is ready for operations.*

**Explanation:** The initialization process for the given library has completed successfully, and the library is ready for use.

**System action:** The library is made ready for use.

**User response:** None.

---

**ANR8440E** *Initialization failed for **library type** **library** **library name**; will retry in delay time **minute(s)**.*

**Explanation:** The initialization process for the given library has failed. It will be retried automatically after the specified amount of time has elapsed.

**System action:** The initialization will be retried later.

**User response:** Ensure that the library device is powered on and ready. If the library has an access door, make sure it is in the closed position.

---

**ANR8441E** Initialization failed for *library type* *library library name*.

**Explanation:** The initialization process for the given library has failed, and will not be retried until the next time the server needs to access the library.

**System action:** The library is made temporarily unavailable.

**User response:** Make sure the library is powered on and attached.

---

**ANR8442E** Command: **Volume** *volume name* in *library library name* is currently in use.

**Explanation:** The command cannot be processed because the specified volume is already being used for another operation.

**System action:** The command is not processed.

**User response:** Wait until the conflicting volume activity has completed, and then reissue the command. If the volume is currently mounted, but idle, you can dismount it with the DISMOUNT VOLUME command and then retry this operation.

---

**ANR8443E** Command: **Volume** *volume name* in *library library name* cannot be assigned a status of SCRATCH.

**Explanation:** The volume cannot be assigned to the given library's scratch pool because there is a storage pool volume defined or a volume in the volume history file with this volume name. Such a volume may still contain valid data. Assigning the volume to the library's scratch pool might result in a destructive overwrite of the volume's data.

**System action:** The command is not processed.

**User response:** Reissue the command, specifying that the volume be assigned a status of PRIVATE.

---

**ANR8444E** Command: **Library** *library name* is currently unavailable.

**Explanation:** The requested operation cannot be completed because the specified library is unavailable for I/O operations. The library may still be carrying out its initialization operations.

**System action:** The command is not processed.

**User response:** Wait until the library initialization completes or the library becomes ready.

---

**ANR8445I** Volume *volume name* in *library library name* updated.

**Explanation:** The specified library volume has been updated successfully.

**System action:** The library volume inventory is updated.

**User response:** None.

---

**ANR8446W** Manual intervention required for *library library name*.

**Explanation:** The specified library requires manual intervention.

**System action:** Current library activity will be delayed until the required intervention occurs.

**User response:** If the library has an access door, make sure it is in the closed position. If it has a cartridge carousel, make sure the carousel is installed. The server automatically detects when the appropriate action has been taken; it will then continue its operations.

---

**ANR8447E** No drives are currently available in *library library name*.

**Explanation:** The attempted operation cannot be completed on the specified library because there are no available drives. A drive may be unavailable because an application other than the server may have the driver opened. This message may also be issued if a CHECKIN or LABEL command is issued and no drive is available to service the operation. This can be because all the drives are mounted by other processes or sessions, or the device type was incorrectly specified.

**System action:** The attempted operation is terminated.

**User response:** Use the QUERY DRIVE command to check the online status of the drives. Drives that are marked "Unavailable since hh:mm yy/mm/dd" are drives taken offline by the server at the time specified because of hardware failures or the inability to open the drive. If the attempted operation is a CHECKIN or LABEL command, use the QUERY MOUNT command to determine if all the drives in the library are mounted and wait until one of these is available. If there are mounted volumes with an IDLE status, use the DISMOUNT VOLUME command to free its drive, and retry the original operation.

---

**ANR8448E** Scratch volume *volume name* from *library library name* rejected - volume name is already in use.

**Explanation:** The designated volume has been used to satisfy a scratch mount, but the volume is already defined in a storage pool, or has been used to store server export, database dump, or database backup information as recorded in the server volume history file.

**System action:** The volume is rejected.

**User response:** Use a volume that is not in use, or check out and relabel the rejected volume, assigning it a new name in the process, or delete the existing

volume that caused the name conflict.

---

**ANR8449E** Scratch volume *volume name* rejected - volume name is already in use.

**Explanation:** The designated volume has been used to satisfy a scratch mount, but the volume is already defined in a storage pool, or has been used to store server export, database dump, or database backup information as recorded in the server volume history file.

**System action:** The volume is rejected.

**User response:** Use a volume that is not in use, or rename the rejected volume or delete the existing volume that caused the name conflict.

---

**ANR8450E** Command: **Library** *library name* is currently in use.

**Explanation:** The designated library cannot be deleted or updated because it is currently in use for an I/O operation.

**System action:** The command is not processed.

**User response:** Wait until the library is no longer in use, and then retry the command.

---

**ANR8451I** 349X library *library name* is ready for operations.

**Explanation:** The initialization process for the given library has completed successfully, and the library is ready for use.

**System action:** The library is made ready for use.

**User response:** None.

---

**ANR8452E** Initialization failed for 349X library *library name*; will retry in delay time minute(s).

**Explanation:** The initialization process for the given library has failed. It is retried automatically after the specified amount of time has elapsed.

**System action:** The initialization will be retried later.

**User response:** Ensure that the library device is powered on and ready.

---

**ANR8453E** Initialization failed for 349X library *library name*.

**Explanation:** The initialization process for the given library has failed and will not be retried until the next time the server needs to access the library.

**System action:** The library is made temporarily unavailable.

**User response:** None.

---

**ANR8454E** Mismatch detected between external label (*volume name from external label*) and media label (*volume name from media label*) in 349X library *library name*.

**Explanation:** The external label of a volume was found to differ from its media label in the designated library.

**System action:** The volume will not be accessed.

**User response:** Remove the volume from the library and ensure that it is properly labeled.

---

**ANR8455E** Volume *volume name* could not be located during audit of library *library name*. Volume has been removed from the library inventory.

**Explanation:** While processing an AUDIT LIBRARY command for the given library, the server cannot find the given volume in the library.

**System action:** The volume is removed from the library inventory.

**User response:** If the volume is needed, it should be located and checked into the library using the CHECKIN LIBVOLUME command.

---

**ANR8456E** Multiple volumes named *volume name* were found during audit of library *library name*.

**Explanation:** While processing an AUDIT LIBRARY command for the given library, multiple physical volumes are found to have the same name.

**System action:** The first instance of the volume is retained in the server inventory; all other instances are ignored.

**User response:** Remove all of the redundant instances of the volume from the library. If the volume which the server retained is found to be the incorrect one, it can be checked out with the CHECKOUT LIBVOLUME command; then the correct instance can be checked into the library with a CHECKIN LIBVOLUME command.

---

**ANR8457I** Command: **Operation for library** *library name* started as process *process ID*.

**Explanation:** A library audit process has been started for the given library. The process is assigned the ID specified in the message.

**System action:** The server starts a background process to perform the operation in response to the AUDIT LIBRARY command entered by an administrator.

**User response:** To obtain status on the process, issue the QUERY PROCESS command. The process may be canceled with the CANCEL PROCESS command.



---

**ANR8458I**    **AUDIT LIBRARY process for library**  
*library name* **has been canceled.**

**Explanation:** A background server process that has been working to audit the given library is canceled by the CANCEL PROCESS command.

**System action:** The server process is ended and server operation continues.

**User response:** None.

---

**ANR8459I**    **Auditing volume inventory for library**  
*library name*.

**Explanation:** In response to a QUERY PROCESS command, this message displays the status for an AUDIT LIBRARY process on the server.

**System action:** Server operation continues.

**User response:** None. The process may be canceled by an authorized administrator using the CANCEL PROCESS command.

---

**ANR8460E**    **AUDIT LIBRARY process for library**  
*library name* **failed.**

**Explanation:** A background process that was initiated by the AUDIT LIBRARY command failed.

**System action:** System operations continue, but the background process ends.

**User response:** To resolve the issue, complete the following steps: 1. Review the activity log to determine whether other error or warning messages were issued during the audit process. Resolve any errors. 2. Ensure that the tape library and tape drives are powered on and ready for use. 3. Ensure that the paths that are associated with the tape drives are online. 4. If the file names for tape devices changed, ensure that the SANDISCOVERY server option is set to ON. 5. Reissue the AUDIT LIBRARY command.

---

**ANR8461I**    **AUDIT LIBRARY process for library**  
*library name* **completed successfully.**

**Explanation:** The background process for an AUDIT LIBRARY command has completed successfully.

**System action:** The library inventory is updated to match the contents of the library as found during the audit operation.

**User response:** None.

---

**ANR8462I**    **End-of-side reached for device type**  
*volume volume name*.

**Explanation:** The server has detected an end-of-side condition for the given two sided volume.

**System action:** The server will access the second side of the volume.

**User response:** None.

---

**ANR8463E**    *Device type* **volume** *volume name* **is write protected.**

**Explanation:** The server has detected a write-protect condition for the given volume.

**System action:** The server will dismount the volume and continue processing with another volume.

**User response:** Adjust the write-protect switch on the volume so that writing is allowed. If the write-protect switch on the volume allows writing, verify that the device special file for the drive has proper read and write permissions, at the operating system layer, for the user who is starting the dsmserv process. If the volume is an optical volume and the write-protect switch is already set to allow writing, use the MOVE DATA command to move the data off of the volume. Rewritable volumes may be reformatted and reused after the data is moved to another volume.

---

**ANR8464E**    *command:* **Invalid update request for**  
*library library name*.

**Explanation:** An invalid update request has been made for the given library. This can occur if a new device name is given and the characteristics of the device do not match the characteristics of the original device.

**System action:** The server does not process the command.

**User response:** If a different type of library device has been installed, the old library definition must be deleted with a DELETE LIBRARY command, and a new library must be defined. The UPDATE LIBRARY command cannot be used in this case.

---

**ANR8465I**    **Library** *library name* **updated.**

**Explanation:** An UPDATE LIBRARY request has been successfully processed for the given library.

**System action:** The server updates its information about the library.

**User response:** None.

---

**ANR8466E**    *command:* **Invalid update request for**  
*drive drive name* **in library** *library name*.

**Explanation:** An invalid update request has been made for the given drive. This can occur if a new device name is given and the characteristics of the device do not match the characteristics of the original device.

**System action:** The server does not process the command.

**User response:** If a different type of drive has been

installed, the old drive definition must be deleted with a DELETE DRIVE operation, and a new drive must be defined. The UPDATE DRIVE command cannot be used in this case.

---

**ANR8467I** Drive *drive name* in library *library name* updated.

**Explanation:** An UPDATE DRIVE request has been successfully processed for the given drive.

**System action:** The server updates its information about the drive.

**User response:** None.

---

**ANR8468I** device type *volume* *volume name* dismounted from drive *drive name* in library *library name*.

**Explanation:** The specified volume has been dismounted from the given drive.

**System action:** None.

**User response:** If the type of the given library is MANUAL, the operator may elect to remove the volume (which has already been ejected) from the drive and store it in an appropriate location. For automated libraries, this message is purely informational.

---

**ANR8469E** Dismount of device type *volume* *volume name* from drive *drive name* in library *library name* failed.

**Explanation:** An attempt to dismount the designated volume failed due to an I/O error.

**System action:** None.

**User response:** If the type of the given library is MANUAL, the volume can be manually ejected and removed from the drive. For automated libraries, manual intervention may be required to correct the problem.

---

**ANR8470W** Initialization failure on drive *drive name* in library *library name*.

**Explanation:** The specified drive could not be initialized at this time.

**System action:** The initialization of the specified library continues.

**User response:** An internal validation of the specified drive and its path failed. Ensure that the drive's path definition to the local server is correct. Examine all previous messages for information regarding the specified drive. If necessary, delete and redefine the path from the local server to the specified drive. After redefining the path or correcting any issues that were reported by related error messages, the drive's

initialization is retried on the next attempt to mount the specified drive.

---

**ANR8471E** Server no longer polling drive *drive name* in library *library name* - path *path* will be marked off-line.

**Explanation:** The server is unable to use the mentioned drive via the specified path. This may be for the following reasons:

- The drive cannot be opened
- In the case of a 3494 or a library that can be partitioned, the drive may be unavailable to the library manager, may be in use by another application, or may be loaded with a cartridge not labeled for server use.

**System action:** The path to the drive is offline and is not used for tape operations.

**User response:** Determine the reason the path to the drive is inaccessible, such as hardware errors reported in the system logs. Render any needed corrections to the hardware. Then the path may be made online by issuing the UPDATE PATH command with the ONLINE=YES option.

---

**ANR8472I** Error reading label of volume in drive *drive name* of library *library name*.

**Explanation:** While processing a search-mode CHECKIN LIBVOLUME command for the designated library, the server finds a volume whose label cannot be read.

**System action:** The volume is dismounted and is not checked into the library.

**User response:** Remove the volume from the library and ensure that it is properly labeled. After doing so, the volume can be checked into the library.

---

**ANR8473I** Volume *volume name* was found in storage element *slot element address* in library *library name*. It may still be in the drive.

**Explanation:** The specified volume was found in the storage slot of a cleaner cartridge. After it was loaded into a drive for cleaning, IBM Spectrum Protect determined that it is not a cleaner cartridge. IBM Spectrum Protect encountered an error trying to move the cartridge back to the storage slot of the cleaner cartridge. If the volume is a storage pool volume, IBM Spectrum Protect already attempted to make it unavailable. Review the output of the QUERY VOLUME F=D command for storage pool volumes. Review the output of the QUERY VOLHISTORY command for non-storage pool volumes.

**System action:** None.

**User response:** Verify all other cleaner cartridges are

in the correct storage slots. Issue the QUERY LIBVOLUME command to obtain the storage slots of all the cartridges currently checked into IBM Spectrum Protect. Remove the cartridge in the storage slot identified in the ANR8911W message. Remove the specified volume from the drive. Issue an AUDIT LIBRARY command against the library.

---

**ANR8474E** *Command: One or more paths are still defined to library *library name*.*

**Explanation:** The designated library cannot be deleted because there are still paths defined to it.

**System action:** The command is not processed.

**User response:** Delete all paths to this library, and reissue the command.

---

**ANR8475I** *Dismount of volume *volume name* failed. It may still be in the drive.*

**Explanation:** The specified volume could not be dismounted. IBM Spectrum Protect encountered an error trying to dismount the volume. If the volume is a storage pool volume, IBM Spectrum Protect already attempted to make it unavailable. Review the output of the QUERY VOLUME F=D command for storage pool volumes. Review the output of the QUERY VOLHISTORY command for non-storage pool volumes.

**System action:** None.

**User response:** Review message ANR8469E in the activity log. Check if the volume is still loaded in the drive. If the volume is not in the drive, determine where the volume is located in the library.

---

**ANR8476E** *Operation is not supported for the libtype of library *library name*.*

**Explanation:** The operation failed because the libtype of the library is not supported for the operation.

**System action:** The operation fails.

**User response:** Use a different libtype such as MANUAL to perform the operation.

---

**ANR8477E** *Device type *device type* is incorrect for drive *drive name*.*

**Explanation:** The device type of the specified drive on the library client is not compatible with the device type for the same drive on the library manager.

**System action:** The operation fails.

**User response:** Delete the drive definition on the library client, and re-define the drive specifying the correct device. If this does not correct the problem, contact your service representative for assistance.

---

**ANR8478W** *Invalid home slot address in inventory for library *library name*; volume = *volume name*;slot = *slot number*.*

**Explanation:** The specified volume's home slot in the library inventory does not match the database inventory.

**System action:** The operation fails.

**User response:** Run 'audit library' against the specified library.

---

**ANR8479W** *Unable to audit slot-element *slot-element* of library *library name*.*

**Explanation:** The library audit process was unable to audit storage slot with the specified element address. This is probably due to no drive device being available into which to load the cartridge. It can also be due to library or drive I/O errors occurring during the audit process.

**System action:** The AUDIT LIBRARY command fails.

**User response:** Verify that for every type of cartridge in the library at least one drive is defined that can read the media, and that the drive is online and working properly. Check the activity log for I/O errors related to hardware failure and repair.

---

**ANR8480E** *The drive *Drive Name* was not found for library *Library Name*.*

**Explanation:** The missing drive needs to be defined to successfully run the current operation.

**System action:** The operation fails.

**User response:** Make sure that the drive is defined. If macros are being used, the COMMIT command needs to be issued after the DEFINE DRIVE. Otherwise, this could indicate a server internal error.

---

**ANR8481I** *The library *library name* already has an AUDIT LIBRARY operation pending mount activity.*

**Explanation:** Libraries of type SHARED can only have one AUDIT LIBRARY operation waiting on mount activity. All subsequent AUDIT LIBRARY operations will be canceled.

**System action:** The server process is ended and server operation continues.

**User response:** None.

---

**ANR8482E** *The checkout volume *volume name* failed because the entry/exit port of library *library name* is full. Please remove the volume(s) from the entry/exit port and re-issue the command.*

**Explanation:** The indicated operation has failed because the entry/exit port of the specified library is full.

**System action:** The command fails.

**User response:** Remove the volume(s) from the entry/exit port and re-issue the command to process any remaining eligible volumes.

---

**ANR8483W A device class can not be found for the library** *library name*.

**Explanation:** A library client audits a SHARED type Library, but there is no device class defined for that library.

**System action:** The AUDIT LIBRARY command fails.

**User response:** Define or update a device class for the library using the DEFINE DEVCLASS or UPDATE DEVCLASS command.

---

**ANR8484E No drives are available to be mounted in MODE mode with format FORMAT in library** *LIBRARY NAME*.

**Explanation:** The attempted operation cannot be completed on the specified library. Either there are no available drives with the specified format, or the volume has the wrong access mode. A drive can be unavailable because another application opened the drive. This message can also be issued if a CHECKIN or LABEL command is issued and no drive is available to service the operation. This can occur when all drives are mounted by other processes or sessions, or the device type was incorrectly specified.

**System action:** The attempted operation ends.

**User response:** Use the QUERY DRIVE command to check the online status of the drives. Drives that are marked "Unavailable since hh:mm yy/mm/dd" are drives taken offline by the server at the time specified because of hardware failures or the inability to open the drive. Use the QUERY MOUNT command to query mounted drives and their mount mode. If there are mounted volumes with an IDLE status, use the DISMOUNT VOLUME command to free the drive, and retry the original operation.

---

**ANR8485E Unable to open a SCSI device** *drive name*, **error code**=*error value set by server*.

**Explanation:** The indicated SCSI device cannot be opened by the server. The error code is set by IBM Spectrum Protect. It indicates that this device does not respond the open system function call. This can be caused by an inexistent device, a device with powered off, or a device with firmware/hardware problems.

**System action:** The transaction needing the drive fails.

**User response:** Make sure the device is online and

connected to the host system. If the device is not removed or is powered off, do a power cycle to reinitialize this device and make sure this device is in a normal state. If this device is still not in a normal state, call device's vendor support to fix the problem.

---

**ANR8486I Mount point in device class** *Device class name* **is reserved -- owning server:** *owner name*, **status:** **RESERVED** (**session:** *session ID*, **process:** *process number*).

**Explanation:** In response to a QUERY MOUNT command, the server indicates that there is a mount point reserved for future I/O operations in the given device class. The session and process values are relative to the server that owns this mount point.

**System action:** None.

**User response:** None.

---

**ANR8487I Mount point in device class** *Device class name* **is waiting for the volume mount to complete -- owning server:** *owner name*, **status:** **WAITING FOR VOLUME** (**session:** *session ID*, **process:** *process number*).

**Explanation:** In response to a QUERY MOUNT command, the server indicates that there is a mount point in the given device class waiting for the volume mount to complete. The session and process values are relative to the server that owns this mount point.

**System action:** None.

**User response:** None.

---

**ANR8488I Device type** *volume* **volume name is mounted** *mount mode* **in drive** *drive name* **-- owning server:** *owner name*, **status:** **IN USE** (**session:** *session ID*, **process:** *process number*).

**Explanation:** In response to a QUERY MOUNT command, the server indicates that the given volume is mounted in the specified drive. The volume is currently in use, meaning that read or write operations, or both, are being performed. The session and process values are relative to the server that owns this mount point.

**System action:** None.

**User response:** None.

---

**ANR8489I Device type** *volume* **volume name is mounted** *mount mode* **in drive** *drive name* **-- owning server:** *owner name*, **status:** **IDLE** (**session:** *session ID*, **process:** *process number*).

**Explanation:** In response to a QUERY MOUNT command, the server indicates that the given volume is

mounted in the specified drive. The volume is currently idle, meaning no active operations are being performed. If the volume remains in the idle state for the amount of time specified by the device class mount retention period, it will be automatically dismounted. The session and process values are relative to the server that owns this mount point.

**System action:** None.

**User response:** None.

**ANR8490I** *Device type* **volume** *volume name* **is mounted** *mount mode* **in drive** *drive name*  
**-- owning server:** *owner name*, **status:**  
**DISMOUNTING (session:** *session ID*,  
**process:** *process number*).

**Explanation:** In response to a QUERY MOUNT command, the server indicates that the given volume is mounted in the specified drive. The volume is currently being dismounted by the server. The session and process values are relative to the server that owns this mount point.

**System action:** None.

**User response:** None.

**ANR8491I** *Device type* **volume** *volume name* **is mounted** *mount mode* **in drive** *drive name*  
**-- owning server:** *owner name*, **status:**  
**RETRY DISMOUNT FAILURE (session:** *session ID*, **process:** *process number*).

**Explanation:** In response to a QUERY MOUNT command, the server indicates that it is currently retrying the dismount of the given volume because of a failure during the previous dismount from the specified drive. The session and process values are relative to the server that owns this mount point.

**System action:** None.

**User response:** None.

**ANR8492I** *Device type* **volume** *volume name* **is mounted** *mount mode* **in drive** *drive name*  
**-- owning server:** *owner name*, **status:**  
**RETRY (session:** *session ID*, **process:** *process number*).

**Explanation:** In response to a QUERY MOUNT command, the server indicates that the given volume is mounted for I/O operations. The volume is currently in RETRY, meaning an attempt is being made to re-establish communications with another server. If the volume remains in the retry state for the amount of time specified by the device class retry period, the operation will fail and the volume will be automatically dismounted. The session and process values are relative to the server that owns this mount point.

**System action:** None.

**User response:** None.

**ANR8493I** *device type* **volume** *volume name* **mounted in drive** *drive name* **in library** *library name*.

**Explanation:** The specified volume has been mounted in the specified drive.

**System action:** None.

**User response:** For automated libraries, this message is purely informational.

**ANR8494E** *Command:* **An option specified is not valid for library type libraries.**

**Explanation:** A requested option is not valid for libraries of the given type for the specified command.

**System action:** The command is not processed.

**User response:** None.

**ANR8495E** *Device type* **volume** *volume name* **cannot be written by BACKUP DB operation.**

**Explanation:** The specified volume already exists or contains data, so that the server cannot allow new BACKUP DB data to be written to it. Or there is no space available on the destination filesystem to write this backup to.

**System action:** The server detects that the given volume already contains some data that would be overwritten by the requested BACKUP DB command, or that there is not enough space available.

**User response:** If the specified volume does not contain any valuable data, delete it and retry the BACKUP DB command.

**ANR8496E** *Device class* **device class** **not defined in device configuration information file.**

**Explanation:** The command that has been issued requires that the specified device class be defined in the device configuration information file. This definition was not found or the statements in the file are in the wrong order.

**System action:** The command is not processed.

**User response:** Reissue the command, and specify a valid device class. Refresh your device configuration information file by issuing the BACKUP DEVCONFIG command.

**ANR8497E** *Library* **library** **not defined in device configuration information file.**

**Explanation:** The specified command requires that the specified library be defined in the device configuration information file. This definition was not found or the

statements in the file are in the wrong order.

**System action:** The command is not processed.

**User response:** Refresh your device configuration information file by issuing the BACKUP DEVCONFIG command. Make sure a library is defined for the device class. Reissue the command.

---

**ANR8498E Drive not defined for library *library* in device configuration information file.**

**Explanation:** The specified command requires that the specified drive be defined in the device configuration information file for the specified library. This definition was not found or the statements in the file are in the wrong order.

**System action:** The command is not processed.

**User response:** Refresh your device configuration information file by issuing the BACKUP DEVCONFIG command. Make sure a drive is defined for the library associated with the device class. Reissue the command.

---

**ANR8499I Command accepted.**

**Explanation:** The command is accepted and processed by the server.

**System action:** The server processes the command.

**User response:** None.

---

**ANR8500E No valid path is defined for library *library name* or any of its drives in device configuration information file.**

**Explanation:** The specified command requires that a path be defined in the device configuration information file for the specified library and its drive. This valid definition was not found, or the statements in the file are in the wrong order.

**System action:** The command is not processed.

**User response:** Refresh your device configuration information file by issuing the BACKUP DEVCONFIG command. Make sure a path is defined for the library and its drive associated with the device class. Verify the correct source is used in these path definitions. If the default server name is not used as the source, a SET SERVERNAME command is required in the device configuration information file. Reissue the command.

---

**ANR8501E System return code *return code* received opening volume *server volume name* with file name *file name***

**Explanation:** The server or storage agent attempted to access the file name indicated but failed to open the volume. The indicated system return code was received. The actual volume name corresponds to the file name that the server uses. The server volume name

and the file name may be the same when the server experiences a failure in opening the file.

**System action:** The volume is not opened.

**User response:** The server or storage agent can recover from some failures by requesting access to different volumes. If there is a directory definition problem, this message may be displayed multiple times during retries with different volumes. The directory names associated with the device class definition in the server should be checked for correctness in the number and names of directory entries. PATH definitions for each of the FILE drives should be checked that the number of directories in the PATH definition match the number in the server's device class definition and that directories exist and are accessible to servers and storage agents accessing server directories via their own path names. For example, if the server has the following definition:

```
DEFINE DEVCLASS FILE DEVTYPE=FILE
DIR=K:\FILECLASS\DIR1,L:\FILECLASS\DIR2 and a
storage agent has the following PATH definition:
DEFINE PATH STA FILE1 SRCTYPE=SERVER
DESTTYPE=DRIVE LIBRARY=FILE DEVICE=FILE
DIR=X:\DIR1,X:\DIR2 then system STA must have
drive X set to access directory L:\FILECLASS on the
server so that directories DIR1 and DIR2 correspond to
the correct destinations on the storage agent and that
the number of directories match between the PATH and
the DEVCLASS definitions.
```

---

**ANR8502E Errno *errno* received checking WORM directory *directory name* on Filer.**

**Explanation:** The server attempted to access the named directory on the NetApp SnapLock Filer, but the attempt failed with the indicated error code.

**System action:** If you were trying to define a storage pool or update a device class associated with a storage pool, the command fails. If this error is encountered during server initialization, server initialization continues, but operations involving this storage pool will not be allowed until the issue is resolved.

**User response:** This may be caused by an error in the NetApp Filer or with the communications between your server and the NetApp Filer. Verify that the network is operational, that the SnapLock Filer is accessible from your server, and consult NetApp SnapLock Filer documentation to resolve the issue; then, retry the command.

---

**ANR8503E A failure occurred in writing to volume *server volume name*.**

**Explanation:** The server or storage agent was writing to the indicated volume name when a failure occurred.

**System action:** The server or storage agent stops writing to the specified volume.

**User response:** The server or storage agent can recover from some failures by requesting access to different volumes. If there is a directory definition problem, this message may be displayed multiple times during retries with different volumes. The directory names associated with the device class definition in the server should be checked for correctness in the number and names of directory entries.

The permissions associated with newly created files should be checked to ensure the server and storage agent can write to newly created files. Depending on the system, a mask value may need to be adjusted. The system error or event log should be checked for indications of hardware or software errors from file systems.

For a remotely mounted file system, ensure that the remote file system is mounted and useable to the storage agent. The file system should be checked to ensure that sufficient space is available. While the server checks space, multiple device classes or servers using the same file system can cause the server's space checking to underestimate available space.

For storage agents, PATH definitions for each of the FILE drives should be checked to ensure that the number of directories in the PATH definition matches the number in the server's device class definition and that directories exist and are accessible to servers and storage agents accessing server directories via their own path names. For example, if the server has the following definition:

```
DEFINE DEVCLASS FILE DEVTYPE=FILE
DIR=K:\FILECLASS\DIR1,L:\FILECLASS\DIR2 and a
storage agent has the following PATH definition:
DEFINE PATH STA FILE1 SRCTYPE=SERVER
DESTTYPE=DRIVE LIBRARY=FILE DEVICE=FILE
DIR=X:\DIR1,X:\DIR2 then system STA must have
drive X set to access directory L:\FILECLASS on the
server so that directories DIR1 and DIR2 correspond to
the correct destinations on the storage agent and that
the number of directories match between the PATH and
the DEVCLASS definitions.
```

---

**ANR8504E A failure occurred in flushing data to volume** *server volume name*.

**Explanation:** The server or storage agent was writing to the indicated volume name when a failure occurred. The failure occurred during a flush operation when the server was attempting to synchronize its progress of data written with that of the file system. If the file system becomes full, it is possible to receive no error indications until the flush operation is attempted.

**System action:** The server or storage agent stops writing to the specified volume. The transaction in progress is rolled back.

**User response:** The server or storage agent can recover from some failures by requesting access to different volumes. If there is a directory definition

problem, this message may be displayed multiple times during retries with different volumes. The directory names associated with the device class definition in the server should be checked for correctness in the number and names of directory entries.

The permissions associated with newly created files should be checked to ensure the server and storage agent can write to newly created files. Depending on the system, a mask value may need to be adjusted. The system error or event log should be checked for indications of hardware or software errors from file systems.

For a remotely mounted file system, ensure that the remote file system is mounted and useable to the storage agent. The file system should be checked to ensure that sufficient space is available. While the server checks space, multiple device classes or servers using the same file system can cause the server's space checking to underestimate available space.

For storage agents, PATH definitions for each of the FILE drives should be checked to ensure that the number of directories in the PATH definition matches the number in the server's device class definition and that directories exist and are accessible to servers and storage agents accessing server directories via their own path names. For example, if the server has the following definition:

```
DEFINE DEVCLASS FILE DEVTYPE=FILE
DIR=K:\FILECLASS\DIR1,L:\FILECLASS\DIR2 and a
storage agent has the following PATH definition:
DEFINE PATH STA FILE1 SRCTYPE=SERVER
DESTTYPE=DRIVE LIBRARY=FILE DEVICE=FILE
DIR=X:\DIR1,X:\DIR2 then system STA must have
drive X set to access directory L:\FILECLASS on the
server so that directories DIR1 and DIR2 correspond to
the correct destinations on the storage agent and that
the number of directories match between the PATH and
the DEVCLASS definitions.
```

---

**ANR8505I Verifying path definitions for library** *library name between storage agent storage agent and library manager primary library manager. Processing library count out of total library count libraries.*

**Explanation:** The specified library path definition is being verified for storage agent initialization.

**System action:** The server processes the verification for the specified library.

**User response:** If the server does not finish verification for all the counted shared libraries, verify connectivity and configuration of the primary library manager paths. Check the library manager of the last storage agent displayed in the library path verification message.

---

**ANR8506E** The library *library name* is not compatible with stand-alone, utility operations.

**Explanation:** The specified library cannot operate in stand-alone mode such as DUMP DB or RESTORE DB.

**System action:** The requested operation fails.

**User response:** If this is a FILE library, use a device class that does not use a FILE library. A FILE device class does not need a library, and thus, can be updated with LIBRARY="" and SHARED=NO. Update your device configuration file appropriately for the stand-alone operation, and then if needed, return the device class to its original state using a FILE library or with SHARED=YES when the server is running.

---

**ANR8507W** Volume *volume name* is using an encryption key that is not unique and therefore is not secure.

**Explanation:** Each volume should have a unique encryption key. This volume inappropriately shares an encryption key with other volumes.

**System action:** The operation completes.

**User response:** Moving the data from this volume to new volume will create a unique encryption key for the new volume and make the data more secure. Before moving the data, mark this volume READONLY to prevent IBM Spectrum Protect from appending data to the volume. Then, use the MOVE DATA command to move the data from this volume to a new volume in your encryption storage pool.

---

**ANR8508E** Device type *volume volume name* cannot be written by DB2's archive log operation.

**Explanation:** The specified volume already exists or contains data, so that the server cannot allow new archive log data to be written to it. Or there is no space available on the destination filespace to write this backup to.

**System action:** The server detects that the given volume already contains some data that would be overwritten by the DB's archive log operation, or that there is not enough space available.

**User response:** If the specified volume does not contain any valuable data, delete it.

---

**ANR8509E** No compatible drives are available for device class *devclass name*.

**Explanation:** The attempted operation cannot be completed for the specified device class because there are no available drives. This message can indicate an invalid FORMAT or DEVTYPE value for the specified device class. The message can also indicate that the FORMAT and DEVTYPE values are valid, but no

compatible drives are online.

**System action:** The attempted operation fails.

**User response:** Use the QUERY DEVCLASS command to check the device class's FORMAT and DEVTYPE values. Compare these values with the equivalent values for QUERY DRIVE F=D. There must be at least one online drive with DEVTYPE and FORMAT values that are compatible with the device class attempting this operation. If there are no compatible drives, correct this configuration and retry the operation.

---

**ANR8510E** No valid path is defined for the ZOSMEDIA library *library name*.

**Explanation:** The storage operation requires that a path be defined to the ZOSMEDIA library. Without a PATH defined to the library, the mount request cannot resolve the z/OS Media server name.

**System action:** The mount request is not processed.

**User response:** Define a library path and specify the z/OS Media server with the ZOSMEDIASERVER parameter. For instance: consider a ZOSMEDIA library named ZLIB1 and an IBM Spectrum Protect server name of SERVER1. The z/OS Media server that is accessible using IP address of 9.8.7.6 and is listening on port 1492 and is named is ZMEDSRV1. The following commands properly configure server SERVER1 for accessing ZLIB1. . DEFINE LIBRARY ZLIB1 LIBTYPE=ZOSMEDIA DEFINE SERVER ZMEDSRV1 SERVERPASS=SECRET HLA=9.8.7.6 LLA=1492 DEFINE PATH SERVER1 ZLIB1 SRCTYPE=SERVER DESTTYPE=LIBRARY ZOSMEDIASERVER=ZMEDSRV1 .

---

**ANR8511E** Unable to resolve ZOSMEDIASERVER *mediaservername* from the library path.

**Explanation:** The storage operation requires that a server definition exist that matches the ZOSMEDIASERVER name of the library path. Without a SERVER defined, the storage operation can not be completed because the request is unable to determine the z/OS Media servers HLA and LLA.

**System action:** The mount request is not processed.

**User response:** Determine the High Level Address ( HLA ) and Low Level Address ( LLA ) of the z/OS Media server and use DEFINE SERVER command to build a server definition that represents the z/OS Media server. The servername that is used to define the z/OS Media server must match the ZOSMEDIASERVER name of the library PATH. For instance: consider a ZOSMEDIA library named ZLIB1 and an IBM Spectrum Protect server name of SERVER1. The z/OS Media server that is accessible using IP address of 9.8.7.6 and is listening on port 1492 and is named is ZMEDSRV1. The following commands properly configure server SERVER1 for accessing ZLIB1. . DEFINE LIBRARY ZLIB1



```
LIBTYPE=ZOSMEDIA DEFINE SERVER ZMEDSRV1
SERVERPASS=SECRET HLA=9.8.7.6 LLA=1492 DEFINE
PATH SERVER1 ZLIB1 SRCTYPE=SERVER
DESTTYPE=LIBRARY
ZOSMEDIASERVER=ZMEDSRV1
```

---

**ANR8512E** Cannot specify RETENTION with EXPIRATION during DEFINE or UPDATE DEVCLASS.

**Explanation:** The DEFINE DEVCLASS cannot specify both RETENTION and EXPIRATION, they are conflict parameters.

**System action:** The command request is not processed.

**User response:** If a device class has an existing EXPIRATION value, the devclass cannot update if RETENTION is specified. If a device class has existing RETENTION value, the device class cannot update if EXPIRATION is specified. The two parameters (RETENTION and EXPIRATION ) are mutually exclusive.

---

**ANR8513E** zOS Media Server (*server name*) password is too long to use for authentication with Tivoli Storage Manager for z/OS Media. The password cannot exceed 16 characters.

**Explanation:** The SERVERPASSWORD must be specified with 16 characters or less. The password must match the passphrase option on the target z/OS Media server.

**System action:** The operation is not processed.

**User response:** Issue the UPDATE SERVER command and specify a SERVERPASSWORD that does not exceed 16 characters and ensure it contains characters that match the passphrase option on the z/OS Media server.

---

**ANR8514W** Tivoli Storage Manager for z/OS Media server (*server name*) could not extend the FILE volume *volume name*.

**Explanation:** The z/OS Media server made an attempt to EXTEND the VSAM LDS FILE volume using the SECONDARYALLOCATION value from the FILE device class and failed.

**System action:** The WRITE operation fails and the FILE volume is marked "read-only".

**User response:** Allow Tivoli Storage Manager for z/OS Media server to create EA-enabled VSAM linear data set volumes. 1. Use SMS to manage the VSAM Linear data sets that are associated with the prefix attribute of the FILE device class. 2. Associate the data sets with a data class (an SMS construct) that specifies the extended format and extended addressability options. To make this association between data sets and the data class, use an automatic class selection (ACS)

routine to assign the Tivoli Storage Manager for z/OS Media VSAM linear data sets to the relevant SMS data class. The ACS routine does the assignment based on the data set name.

---

**ANR8515W** The deletion of volume belonging to z/OS Media library is imminent, however the z/OS Media server is unreachable resulting in the IBM Spectrum Protect Server volume inventory reflecting the deleted volume.

**Explanation:** The z/OS Media server cannot be reached during a volume deletion request. The IBM Spectrum Protect server continues the operation even though the z/OS Media server cannot be reached.

**System action:** The volume is not deleted on the z/OS Media server.

**User response:** Determine why the z/OS Media server cannot be contacted. Examine the IBM Spectrum Protect activity log for message ANR8515W and carefully consider removing the associated dataset on the z/OS system.

---

**ANR8516W** The z/OS Media server is unreachable at HLA and LLA .

**Explanation:** The z/OS Media server cannot be reached during a ZOSMEDIA library request. The IBM Spectrum Protect server may continue the operation even though the z/OS Media server cannot be reached.

**System action:** The operation likely fails.

**User response:** Determine why the z/OS Media server cannot be contacted.

---

**ANR8517E** The z/OS Media server is reachable at HLA and LLA however fails to connect because of an authentication failure..

**Explanation:** The z/OS Media server could be reached during a ZOSMEDIA library request. However, authentication could not be completed. The IBM Spectrum Protect server will not continue the operation because the z/OS Media server connection can be authenticated.

**System action:** The operation fails.

**User response:** Determine why the z/OS Media server connection cannot be authenticated. Check to ensure the PASSPHRASE option on the Tivoli Storage Manager for z/OS Media server matches the serverpassword of the media server definition on the IBM Spectrum Protect Server. The password cannot exceed 16 characters.

---

**ANR8518E** *command: Invalid update request for drive drive name in library library name.*

**Explanation:** An invalid request has been made for the specified drive. This drive is part of a virtual tape library(VTL). The requested operation does not apply for drives in a VTL.

**System action:** The server does not process the command.

**User response:** Do not attempt to change cleaning settings for virtual drives. If this library is not a VTL, use the UPDATE LIBRARY command to change the library type to SCSI and retry the operation.

---

**ANR8519E** *The z/OS Media server is unable to open volume using dataset name .*

**Explanation:** The z/OS Media server cannot OPEN a volume during a ZOSMEDIA library request and the IBM Spectrum Protect server fails the operation.

**System action:** The operation likely fails.

**User response:** Determine why the z/OS Media server cannot OPEN the volume. Examine the z/OS Media server joblog, and the z/OS SYSLOG for error conditions associated with the volume or dataset name.

---

**ANR8520E** *Command: StorageTek Automated Cartridge System Library Software (ACSL) API module is not available from the system for ACSLS libraries.*

**Explanation:** The operations of the ACSLS type library require the ACSLS API module loaded to the system. If this module is not loaded to the system, define ACSLS library will fail.

**System action:** The command is not processed.

**User response:** Ensure that ACSLS API module is installed to the system.

---

**ANR8521E** *Unable to allocate dataset dynalloc rc = dynalloc error = Hex and dynalloc info = .*

**Explanation:** The z/OS Media server cannot allocate a dataset during a ZOSMEDIA library request and the IBM Spectrum Protect server fails the operation.

**System action:** The operation likely fails.

**User response:** Determine why the z/OS Media server cannot allocate the volume. Examine the z/OS Media server joblog for ANZ5031I messages for a summary of dynalloc related info and error messages. Review the z/OS SYSLOG for error conditions associated with the failed allocation request.

---

**ANR8522E** *The z/OS Media server is unreachable at HLA with LLA and fails to complete a connection because of a protocol violation.*

**Explanation:** The z/OS Media server may not be listening on the target LLA port. The IBM Spectrum Protect server will not continue the operation because the z/OS Media server connection can be established.

**System action:** The operation fails.

**User response:** Determine why the z/OS Media server connection cannot be established. Check to ensure the z/OS Media server is listening on the target IP address and port address. The protocol violation indicates an application is listening on the target HLA port, however the application program is not a z/OS Media server. Check the HLA and LLA values on the server definition.

---

**ANR8523E** *The path from the source server to the destination library is taken offline.*

**Explanation:** Ensure the z/OS Media server is running and listening on the appropriate port address. If the z/OS Media server is listening on the intended port address and the authentication is configured properly, there could be a problem with the z/OS Media server version that requires the library path be taken offline.

**System action:** The library path is offline.

**User response:** Determine the service level the z/OS Media server. Check the current README for the installed IBM Spectrum Protect Server by searching for z/OS Media server prerequisite specifications.

---

**ANR8524W** *The element address of the drive drive name might be incorrect in the library library name.*

**Explanation:** The element=autodetect parameter on the DEFINE DRIVE command is not supported for a network attached SCSI (NAS) drive. An invalid element address will be assigned to the device if the option is used.

**System action:** The move tape volume operation fails.

**User response:** Issue the QUERY DRIVE f=d command to verify the value in the Element field. If field is empty, issue the UPDATE DRIVE command and specify a value for the element=address parameter.

---

**ANR8525E** *Unable to allocate the device specified by unit value*

**Explanation:** The z/OS media server cannot allocate the specified device during a ZOSMEDIA library request because the UNIT value in the device class that is associated with the volume mount request specifies a device address that is already allocated.

**System action:** The IBM Spectrum Protect server fails the operation.

**User response:** Verify that the MOUNTLIMIT parameter value in the device class is 1 if the UNIT value specifies a device address. Additionally, you can update the MOUNTRETENTION parameter value to 0. This will ensure that the mounted volume is dismounted after each use.

---

**ANR8526W** The IBM tape device driver settings have been updated and need to be restarted. The device driver can be restarted by either restarting windows or reinstalling the IBM tape device driver.

**Explanation:** The IBM tape device driver settings have been changed to not automatically reserve the drive. By allowing IBM Spectrum Protect to manage the reservations this will eliminate some reservation warnings and potential mount failures. This is a one time change that requires the device driver to be re-initialized. Reinitializing the device driver can be accomplished by either restarting windows or reinstalling the IBM tape device driver. Restarting windows is simpler; reinstalling the IBM tape device driver is less disruptive.

**System action:** Possible reservation conflicts between hosts.

**User response:** Restart windows or reinstall the IBM tape device driver to cause the IBM device driver to detect the registry change.

---

**ANR8527E** The default cartridge access port (CAP) ID is invalid for library *library name*.

**Explanation:** The default CAP ID was specified in the CHECKOUT LIBVOLUME command. If the default CAP ID is specified, the CAP priority value must be set to a nonzero value.

**System action:** The system failed to eject the tape volumes.

**User response:** To verify the CAP priority value, issue the QUERY CAP command. If the priority value is 0, set the CAP priority to a nonzero value and reissue the CHECKOUT LIBVOLUME command.

---

**ANR8528E** The slot element address *slot element address* is invalid for the *library name* library.

**Explanation:** The slot element address is no longer valid. This issue might occur when a library is turned off or during a hardware malfunction. For a virtual library, this problem also might occur after the library is reconfigured or its firmware is updated.

**System action:** The slot in this library is unavailable.

**User response:** Ensure that the library is turned on and that no hardware problems are evident. To verify the slot element address, use the device driver tool or virtual library configuration tool.

---

**ANR8529E** Command: Unable to open library *library name* by using an open system call.

**Explanation:** IBM Spectrum Protect cannot open the library.

**System action:** The transaction that requires this library fails.

**User response:** Inspect the library. Ensure that the library is turned on and ready. Ensure that the library is configured correctly for the host system.

---

**ANR8530W** Volume *volume name* in drive *drive name* in library *library name* is not labeled.

**Explanation:** The label is blank.

**System action:** This volume might be labeled automatically if the AUTOLABEL parameter is set to YES and the library supports automatic labeling.

**User response:** To label the volume manually, issue the LABEL LIBVOLUME command. Check the volume in by issuing the CHECKIN LIBVOLUME command.

---

**ANR8531W** Deletion of FILE volume *volume name* from file system did not complete successfully.

**Explanation:** The server did not delete the file volume from the file system because the server cannot find the file volume. The file volume is no longer accessible through the server but it might continue to occupy space in the file system, if it still exists.

**System action:** The server continues operation, and the file volume is logically deleted within the server, but it is not deleted from the file system.

**User response:**

---

**ANR8550E (AIX)** Error opening *filespec*.

**Explanation:** An error occurs while attempting an open operation.

**System action:** Server processing continues.

**User response:**

- Refer to the other displayed messages to determine why the open operation has failed. Correct the problem and restart the process.
- If you have entered a file name ensure that the file name is correct and that it exists.

---

**ANR8550E (Linux) Error opening *file name*.**

**Explanation:** An error occurs while the server attempts a file open operation.

**System action:** Server processing continues.

**User response:**

- Refer to the other displayed messages to determine why the open operation has failed. Correct the problem and restart the process.
- If you have entered a file name ensure that the file name is correct and that it exists.

---

**ANR8550E (Windows) Error opening *filespec*.**

**Explanation:** The server detects an error while attempting an open operation.

**System action:** Server processing continues.

**User response:**

- Refer to the other displayed messages to determine why the open operation has failed. Correct the problem and restart the process.
- If you have entered a file name ensure that the file name is correct and that it exists.

---

**ANR8551E (AIX) An error (*error code*) occurred during a write operation.**

**Explanation:** An error occurs while attempting a write operation.

**System action:** Server processing continues.

**User response:** Refer to the other displayed messages to determine why the write operation failed; correct the problem and restart the process.

---

**ANR8551E (Linux) An error (*error code*) occurred during a write operation.**

**Explanation:** An error occurs while the server attempts a write operation.

**System action:** Server processing continues.

**User response:** Refer to the other displayed messages to determine why the write operation failed; correct the problem and restart the process.

---

**ANR8551E (Windows) An error (*error code*) occurred during a write operation.**

**Explanation:** The server detects an error while attempting a write operation.

**System action:** Server processing continues.

**User response:** Refer to the other displayed messages to determine why the write operation has failed. Correct the problem and restart the process.

---

**ANR8552E (AIX) An error (*error code*) occurred during a read operation.**

**Explanation:** An error occurs while attempting a read operation.

**System action:** Server processing continues.

**User response:** Refer to the other displayed messages to determine why the read operation failed; correct the problem and restart the process.

---

**ANR8552E (Linux) An error (*error code*) occurred during a read operation.**

**Explanation:** An error occurs while the server attempts a read operation.

**System action:** Server processing continues.

**User response:** Refer to the other displayed messages to determine why the read operation failed; correct the problem and restart the process.

---

**ANR8552E (Windows) An error (*error code*) occurred during a read operation.**

**Explanation:** The server detects an error while attempting a read operation.

**System action:** Server processing continues.

**User response:** Refer to the other displayed messages to determine why the read operation has failed. Correct the problem and restart the process.

---

**ANR8553E (AIX) *Device type* volume *volume name* cannot be overwritten by DUMPDB operation.**

**Explanation:** The specified volume already exists or contains data, so that the server cannot allow new DUMPDB data to be written to it.

**System action:** The server has detected that the given volume already contains some data that would be overwritten by the requested DUMPDB operation.

**User response:** If the specified volume does not contain any valuable data, delete it and retry the DUMPDB operation.

---

**ANR8553E (Linux) *Device type* volume *volume name* cannot be overwritten by DUMPDB operation.**

**Explanation:** The specified volume already exists or contains data, so that the server cannot allow new DUMPDB data to be written to it.

**System action:** The server has detected that the given volume already contains data that would be overwritten by the requested DUMPDB operation.

**User response:** If the specified volume does not

contain any valuable data, delete it and retry the DUMPDB operation, or specify a different volume name.

---

**ANR8553E (Windows)** *Device type volume volume name cannot be overwritten by DUMPDB operation.*

**Explanation:** The specified volume already exists or contains data, so that the server cannot allow new DUMPDB data to be written to it.

**System action:** The server detects that the given volume already contains some data that would be overwritten by the requested DUMPDB operation.

**User response:** If the specified volume does not contain any valuable data, delete it and retry the DUMPDB operation.

---

**ANR8554W (AIX)** *Dump/load command: Device class device class name not defined. Devtype of FILE is assumed.*

**Explanation:** The specified device class name is not defined with the DUMPLOADDB DEVCLASS option, to the server in the server options file or the server is not able to define the specified device class.

**System action:** Processing continues. The dump/load process assumes the device class is devtype=FILE and writes to or reads from a file.

**User response:** Refer to the other displayed messages to determine why the device class is not defined. Correct the problem and restart the command if you do not wish to write to or read from a file.

---

**ANR8554W (Linux)** *Dump/load command: Device class device class name not defined. Devtype of FILE is assumed.*

**Explanation:** The specified device class name is not defined with the DUMPLOADDB DEVCLASS option, to the server in the server options file or the server is not able to define the specified device class.

**System action:** Processing continues. The dump/load process assumes the device class is devtype=FILE and writes to or reads from a file.

**User response:** Refer to the other displayed messages to determine why the device class is not defined. Correct the problem and restart the command if you do not wish to write to or read from a file.

---

**ANR8555E (AIX)** *Error error code (error string) occurred during a read operation from disk disk name.*

**Explanation:** An error occurred while attempting a read from disk.

**System action:** Server processing continues.

**User response:** Correct the problem and start the process again.

---

**ANR8555E (Linux)** *An error (error code, error string) occurred during a read operation from disk disk name.*

**Explanation:** An error occurred while attempting a read from disk.

**System action:** Server processing continues.

**User response:** Correct the problem and restart the process.

---

**ANR8555E (Windows)** *An error (error code) occurred during a read operation from disk disk name.*

**Explanation:** An error occurred while attempting a read from disk.

**System action:** Server processing continues.

**User response:** Correct the problem and restart the process.

---

**ANR8556E (AIX)** *Error error code (error string) occurred during a write operation to disk disk name.*

**Explanation:** An error occurred while attempting a write to disk.

**System action:** Server processing continues.

**User response:** Correct the problem and restart the process.

---

**ANR8556E (Linux)** *An error (error code, error string) occurred during a write operation to disk disk name.*

**Explanation:** An error occurred while attempting a write to disk.

**System action:** Server processing continues.

**User response:** Correct the problem and restart the process.

---

**ANR8556E (Windows)** *An error (error code) occurred during a write operation to disk disk name.*

**Explanation:** An error occurred while attempting a write to disk.

**System action:** Server processing continues.

**User response:** Correct the problem and restart the process.

---

**ANR8557W (AIX)** Retrying failed I/O operation for disk *disk name*, error number *number*.

**Explanation:** An error occurred while attempting an I/O operation on a disk volume. The request will be retried.

**System action:** The failed I/O operation is attempted again.

**User response:** Correct the problem being reported to avoid more errors in the future, or contact AIX support for assistance.

---

**ANR8558E (AIX)** I/O vector element *bufP*: *buffer address*, *len*: *buffer length*, *offset*: *file offset*, *errno*: *errno*.

**Explanation:** This is a diagnostic message showing details of an AIO request which had an error. This message is normally preceded by ANR8555E or ANR8556E and offers additional information related to the I/O error.

**System action:** Server processing continues.

**User response:** Correct the problem and start the process again.

---

**ANR8577E (AIX)** IBM Spectrum Protect was not able to open the SSL key-ring file *file name*. The GSKit return code is *return code*.

**Explanation:** Initialization of the SSL environment failed. Connections to SSL ports are not possible.

**System action:** Server operation continues.

**User response:** Verify that the correct SSL key-ring file is in the server instance directory. If the password was changed with an external utility, use the SET SSLKEYRINGPW command to resynchronize the key-ring file password with the value that the server uses. If the problem persists then delete the key-ring file and run the DELETE KEYRING server command so that the server can generate a new key-ring file.

---

**ANR8577E (Linux)** IBM Spectrum Protect was not able to open the SSL key-ring file *file name*. The GSKit return code is *return code*.

**Explanation:** Initialization of the SSL environment failed. Connections to SSL ports are not possible.

**System action:** Server operation continues.

**User response:** Verify that the correct SSL key-ring file is in the server instance directory. If the password was changed with an external utility, use the SET SSLKEYRINGPW command to resynchronize the key-ring file password with the value that the server uses. If the problem persists then delete the key-ring file and run the DELETE KEYRING server command so

that the server can generate a new key-ring file.

---

**ANR8577E (Windows)** IBM Spectrum Protect was not able to open the SSL key-ring file *file name*. The GSKit return code is *return code*.

**Explanation:** Initialization of the SSL environment failed. Connections to SSL ports are not possible.

**System action:** Server operation continues.

**User response:** Verify that the correct SSL key-ring file is in the server instance directory. If the password was changed with an external utility, use the SET SSLKEYRINGPW command to resynchronize the key-ring file password with the value that the server uses. If the problem persists then delete the key-ring file and run the DELETE KEYRING server command so that the server can generate a new key-ring file.

---

**ANR8578E (AIX)** The IBM Spectrum Protect database does not have a password for the SSL key-ring file.

**Explanation:** Initialization of the SSL environment has failed. Connections to SSL ports are not possible.

**System action:** Server operation continues.

**User response:** Delete the key-ring file so that IBM Spectrum Protect can generate a new one.

---

**ANR8578E (Linux)** The IBM Spectrum Protect database does not have a password for the SSL key-ring file.

**Explanation:** Initialization of the SSL environment has failed. Connections to SSL ports are not possible.

**System action:** Server operation continues.

**User response:** Delete the key-ring file so that IBM Spectrum Protect can generate a new one.

---

**ANR8578E (Windows)** The IBM Spectrum Protect database does not have a password for the SSL key-ring file.

**Explanation:** Initialization of the SSL environment has failed. Connections to SSL ports are not possible.

**System action:** Server operation continues.

**User response:** Delete the keyring file so that IBM Spectrum Protect can generate a new one.

---

**ANR8579E (AIX)** The SSL key ring file does not exist, but the IBM Spectrum Protect database contains a password for it.

**Explanation:** Initialization of the SSL environment has failed. Connections to SSL ports are not possible.

**System action:** Server operation continues.

**User response:** Restore a copy of the key ring file or use DELETE KEYRING so that IBM Spectrum Protect can generate a new keyring file and password.

---

**ANR8579E (Linux)** The SSL key ring file does not exist, but the IBM Spectrum Protect database contains a password for it.

**Explanation:** Initialization of the SSL environment has failed. Connections to SSL ports are not possible.

**System action:** Server operation continues.

**User response:** Restore a copy of the key ring file or use DELETE KEYRING so that IBM Spectrum Protect can generate a new keyring file and password.

---

**ANR8579E (Windows)** The SSL key ring file does not exist, but the IBM Spectrum Protect database contains a password for it.

**Explanation:** Initialization of the SSL environment has failed. Connections to SSL ports are not possible.

**System action:** Server operation continues.

**User response:** Restore a copy of the key ring file or use DELETE KEYRING so that IBM Spectrum Protect can generate a new keyring file and password.

---

**ANR8580E (AIX)** An SSL write error occurred on session *session*. The GSKit return code is *gsk return code gsk string error*.

**Explanation:** An error occurred during an SSL write operation.

**System action:** Server operation continues.

**User response:** Retry the operation.

---

**ANR8580E (Linux)** An SSL write error occurred on session *session*. The GSKit return code is *gsk return code gsk string error*.

**Explanation:** An error occurred during an SSL write operation.

**System action:** Server operation continues.

**User response:** Retry the operation.

---

**ANR8580E (Windows)** An SSL write error occurred on session *session*. The GSKit return code is *gsk return code gsk string error*.

**Explanation:** An error occurred during an SSL write operation.

**System action:** Server operation continues.

**User response:** Retry the operation.

---

**ANR8581E (AIX)** An SSL read error occurred on session *session*. The GSKit return code is *gsk return code gsk string error*.

**Explanation:** An error occurred during an SSL read operation.

**System action:** Server operation continues.

**User response:** Retry the operation.

---

**ANR8581E (Linux)** An SSL read error occurred on session *session*. The GSKit return code is *gsk return code gsk string error*.

**Explanation:** An error occurred during an SSL read operation.

**System action:** Server operation continues.

**User response:** Retry the operation.

---

**ANR8581E (Windows)** An SSL read error occurred on session *session*. The GSKit return code is *gsk return code gsk string error*.

**Explanation:** An error occurred during an SSL read operation.

**System action:** Server operation continues.

**User response:** Retry the operation.

---

**ANR8582E (AIX)** An SSL open-socket error occurred on session *session*. The GSKit return code is *gsk return code gsk string error*.

**Explanation:** An error occurred during an SSL socket-open operation.

**System action:** Server operation continues.

**User response:** Retry the operation.

---

**ANR8582E (Linux)** An SSL open-socket error occurred on session *session*. The GSKit return code is *gsk return code gsk string error*.

**Explanation:** An error occurred during an SSL socket-open operation.

**System action:** Server operation continues.

**User response:** Retry the operation.

---

**ANR8582E (Windows)** An SSL open-socket error occurred on session *session*. The GSKit return code is *gsk return code gsk string error*.

**Explanation:** An error occurred during an SSL socket-open operation.

**System action:** Server operation continues.

## ANR8583E (AIX) • ANR8586E (AIX)

**User response:** Retry the operation.

---

**ANR8583E (AIX)** An SSL socket-initialization error occurred on session *session*. The GSKit return code is *gsk return code gsk string error*.

**Explanation:** An error occurred during an SSL handshake process.

**System action:** Server operation continues.

**User response:** Verify that the client is properly configured for SSL and retry the operation.

---

**ANR8583E (Linux)** An SSL socket-initialization error occurred on session *session*. The GSKit return code is *gsk return code gsk string error*.

**Explanation:** An error occurred during an SSL handshake process.

**System action:** Server operation continues.

**User response:** Verify that the client is properly configured for SSL and retry the operation.

---

**ANR8583E (Windows)** An SSL socket-initialization error occurred on session *session*. The GSKit return code is *gsk return code gsk string error*.

**Explanation:** An error occurred during an SSL handshake process.

**System action:** Server operation continues.

**User response:** Verify that the client is properly configured for SSL and retry the operation.

---

**ANR8584I (AIX)** The SSL TCP/IP Version 6 driver is ready for connection with clients on port *port number*.

**Explanation:** The server can now accept sessions with clients using the SSL TCP/IP protocol on the indicated port number.

**System action:** Server operation continues.

**User response:** None

---

**ANR8584I (Linux)** The SSL TCP/IP Version 6 driver is ready for connection with clients on port *port number*.

**Explanation:** The server can now accept sessions with clients using the SSL TCP/IP protocol on the indicated port number.

**System action:** Server operation continues.

**User response:** None

---

**ANR8584I (Windows)** The SSL TCP/IP Version 6 driver is ready for connection with clients on port *port number*.

**Explanation:** The server can now accept sessions with clients using the SSL TCP/IP protocol on the indicated port number.

**System action:** Server operation continues.

**User response:** None

---

**ANR8585I (AIX)** The SSL TCP/IP Version 6 driver is ready for connection with administrative clients on port *port number*.

**Explanation:** The server can now accept sessions with administrative clients using the SSL TCP/IP protocol on the indicated port number.

**System action:** Server operation continues.

**User response:** None.

---

**ANR8585I (Linux)** The SSL TCP/IP Version 6 driver is ready for connection with administrative clients on port *port number*.

**Explanation:** The server can now accept sessions with administrative clients using the SSL TCP/IP protocol on the indicated port number.

**System action:** Server operation continues.

**User response:** None.

---

**ANR8585I (Windows)** The SSL TCP/IP Version 6 driver is ready for connection with administrative clients on port *port number*.

**Explanation:** The server can now accept sessions with administrative clients using the SSL TCP/IP protocol on the indicated port number.

**System action:** Server operation continues.

**User response:** None.

---

**ANR8586E (AIX)** The server was not able to create the key-ring file *file name*. The GSKit key-management return code is *return code*.

**Explanation:** Initialization of the SSL environment has failed. Connections to SSL ports are not possible.

**System action:** Server operation continues.

**User response:** Verify that permissions to the server instance directory are correct.



---

**ANR8586E (Linux)** The server was not able to create the key-ring file *file name*. The GSKit key-management return code is *return code*.

**Explanation:** Initialization of the SSL environment has failed. Connections to SSL ports are not possible.

**System action:** Server operation continues.

**User response:** Verify that permissions to the server instance directory are correct.

---

**ANR8586E (Windows)** The server was not able to create the key-ring file *file name*. The GSKit key-management return code is *return code*.

**Explanation:** Initialization of the SSL environment has failed. Connections to SSL ports are not possible.

**System action:** Server operation continues.

**User response:** Verify that permissions to the server instance directory are correct.

---

**ANR8587E (AIX)** The server was not able to create the SSL self-signed certificate. The GSKit key management return code is *return code*.

**Explanation:** Initialization of the SSL environment has failed. Connections to SSL ports are not possible.

**System action:** Server operation continues.

**User response:** Check the GSKit return code and take appropriate action.

---

**ANR8587E (Linux)** The server was not able to create the SSL self-signed certificate. The GSKit key management return code is *return code*.

**Explanation:** Initialization of the SSL environment has failed. Connections to SSL ports are not possible.

**System action:** Server operation continues.

**User response:** Check the GSKit return code and take appropriate action.

---

**ANR8587E (Windows)** The server was not able to create the SSL self-signed certificate. The GSKit key management return code is *return code*.

**Explanation:** Initialization of the SSL environment has failed. Connections to SSL ports are not possible.

**System action:** Server operation continues.

**User response:** Check the GSKit return code and take appropriate action.

---

**ANR8588E (AIX)** The server was not able to export to the SSL public certificate file *file name*. The GSKit key-management return code is *return code*.

**Explanation:** The certificate export file could not be generated for use by the IBM Spectrum Protect clients.

**System action:** Server operation continues.

**User response:** Verify that permissions to the server instance directory are correct.

---

**ANR8588E (Linux)** The server was not able to export to the SSL public certificate file *file name*. The GSKit key-management return code is *return code*.

**Explanation:** The certificate export file could not be generated for use by the IBM Spectrum Protect clients.

**System action:** Server operation continues.

**User response:** Verify that permissions to the server instance directory are correct.

---

**ANR8588E (Windows)** The server was not able to export to the SSL public certificate file *file name*. The GSKit key-management return code is *return code*.

**Explanation:** The certificate export file could not be generated for use by the IBM Spectrum Protect clients.

**System action:** Server operation continues.

**User response:** Verify that permissions to the server instance directory are correct.

---

**ANR8589E (AIX)** The server was not able to initialize the GSKit key-management environment. The GSKit key-management return code is *return code*.

**Explanation:** The GSKit key-management subsystem could not be initialized.

**System action:** Server operation continues.

**User response:** Verify that permissions to execute the GSKit key management dynamic-link libraries are correct.

---

**ANR8589E (Linux)** The server was not able to initialize the GSKit key-management environment. The GSKit key-management return code is *return code*.

**Explanation:** The GSKit key-management subsystem could not be initialized.

**System action:** Server operation continues.

## ANR8589E (Windows) • ANR8593E (AIX)

**User response:** Verify that permissions to execute the GSKit key management dynamic-link libraries are correct.

---

**ANR8589E (Windows)** The server was not able to initialize the GSKit key-management environment. The GSKit key-management return code is *return code*.

**Explanation:** The GSKit key-management subsystem could not be initialized.

**System action:** Server operation continues.

**User response:** Verify that permissions to execute the GSKit key management dynamic-link libraries are correct.

---

**ANR8590I (AIX)** Session *session* connection is using protocol *protocol*, cipher specification *cipher specification*.

**Explanation:** A secure connection was established using the listed protocol and cipher specification.

**System action:** Server operation continues.

**User response:** None

---

**ANR8590I (Linux)** Session *session* connection is using protocol *protocol*, cipher specification *cipher specification*.

**Explanation:** A secure connection was established using the listed protocol and cipher specification.

**System action:** Server operation continues.

**User response:** None

---

**ANR8590I (Windows)** Session *session* connection is using protocol *protocol*, cipher specification *cipher specification*.

**Explanation:** A secure connection was established using the listed protocol and cipher specification.

**System action:** Server operation continues.

**User response:** None

---

**ANR8591W (Linux)** The storage area network (SAN) discovery function might fail to discover a tape drive with the current IBM tape device driver version: *current driver version*. A driver at version *supported driver version* or later is required to support the SAN discovery function.

**Explanation:** The SAN discovery function might fail to detect the SCSI location of the tape drive.

**System action:** System operation continues, but the tape drive might not be detected.

**User response:** If all tape devices in your storage environment are non-IBM tape devices, no action is required. If you are using IBM tape drives on a Linux operating system, install an IBM lin\_tape device driver, Version 3.0.20 or later, which supports the SAN discovery function.

---

**ANR8591E (Windows)** IBM GSKit version 8 must be installed on the system.

**Explanation:** The server requires IBM GSKit version 8.

**System action:** Server operation stops.

**User response:** To install IBM GSKit version 8, you must install the server and restart it.

---

**ANR8592I (AIX)** Session *session* connection is using protocol *protocol*, cipher specification *cipher specification*, certificate *certificate*.

**Explanation:** A secure connection was established using the listed protocol, cipher specification, and certificate.

**System action:** Server operation continues.

**User response:** None.

---

**ANR8592I (Linux)** Session *session* connection is using protocol *protocol*, cipher specification *cipher specification*, certificate *certificate*.

**Explanation:** A secure connection was established using the listed protocol, cipher specification and certificate.

**System action:** Server operation continues.

**User response:** None

---

**ANR8592I (Windows)** Session *session* connection is using protocol *protocol*, cipher specification *cipher specification*, certificate *certificate*.

**Explanation:** A secure connection was established using the listed protocol, cipher specification, and certificate.

**System action:** Server operation continues.

**User response:** None.

---

**ANR8593E (AIX)** Failure to update key-ring file password.

**Explanation:** A SET SSLKEYRINGPW password UPDATEPW=YES command was issued to change the key-ring file password. The server was unable to change the key-ring file's password to the specified new password. The server's record of the password may be incorrect or the specified new password may not be acceptable as a new password.

**System action:** Server operation continues.

**User response:** To have the server generate a new key-ring file password, issue the DELETE KEYRING command; then halt and restart the server. Any 3rd party certificates which had been imported to the key-ring file previously must be re-imported.

---

**ANR8593E (Linux) Failure to update key-ring file password.**

**Explanation:** A SET SSLKEYRINGPW password UPDATEPW=YES command was issued to change the key-ring file password. The server was unable to change the key-ring file's password to the specified new password. The server's record of the password may be incorrect or the specified new password may not be acceptable as a new password.

**System action:** Server operation continues.

**User response:** To have the server generate a new key-ring file password, issue the DELETE KEYRING command; then halt and restart the server. Any 3rd party certificates which had been imported to the key-ring file previously must be re-imported.

---

**ANR8593E (Windows) Failure to update key-ring file password.**

**Explanation:** A SET SSLKEYRINGPW password UPDATEPW=YES command was issued to change the key-ring file password. The server was unable to change the key-ring file's password to the specified new password. The server's record of the password may be incorrect or the specified new password may not be acceptable as a new password.

**System action:** Server operation continues.

**User response:** To have the server generate a new key-ring file password, issue the DELETE KEYRING command; then halt and restart the server. Any 3rd party certificates which had been imported to the key-ring file previously must be re-imported.

---

**ANR8594I (AIX) Session to address *address* is using protocol *protocol*, cipher specification *cipher specification*.**

**Explanation:** An outbound secure connection is being established to the indicated address using the listed protocol and cipher specification.

**System action:** Server operation continues.

**User response:** None

---

**ANR8594I (Linux) Session to address *address* is using protocol *protocol*, cipher specification *cipher specification*.**

**Explanation:** An outbound secure connection is being established to the indicated address using the listed

protocol and cipher specification.

**System action:** Server operation continues.

**User response:** None

---

**ANR8594I (Windows) Session to address *address* is using protocol *protocol*, cipher specification *cipher specification*.**

**Explanation:** An outbound secure connection is being established to the indicated address using the listed protocol and cipher specification.

**System action:** Server operation continues.

**User response:** None

---

**ANR8595I (AIX) Session to address *address* is using protocol *protocol*, cipher specification *cipher specification*, certificate *certificate*.**

**Explanation:** A secure connection is being established to the indicated address using the listed protocol, cipher specification, and certificate.

**System action:** Server operation continues.

**User response:** None.

---

**ANR8595I (Linux) Session to address *address* is using protocol *protocol*, cipher specification *cipher specification*, certificate *certificate*.**

**Explanation:** A secure connection is being established to the indicated address using the listed protocol, cipher specification, and certificate.

**System action:** Server operation continues.

**User response:** None.

---

**ANR8595I (Windows) Session to address *address* is using protocol *protocol*, cipher specification *cipher specification*, certificate *certificate*.**

**Explanation:** A secure connection is being established to the indicated address using the listed protocol, cipher specification, and certificate.

**System action:** Server operation continues.

**User response:** None.

---

**ANR8596E (AIX) The certificate identity could not be verified for the server at address *address*.**

**Explanation:** The server was unable to open an SSL connection to the server at the indicated address because the certificate identity could not be verified. Lack of verification happens when the certificate ownership information does not match the domain name or IP address.

**System action:** The session ends.

**User response:** Ensure that the server domain name or the IP address (the value of the HLADDRESS parameter of the DEFINE SERVER command) is correct. If you are using a self-signed certificate, ensure that it was created on a server at the same address as specified in the DEFINE SERVER command.

---

**ANR8596E (Linux) The certificate identity could not be verified for the server at address *address*.**

**Explanation:** The server was unable to open an SSL connection to the server at the indicated address because the certificate identity could not be verified. Lack of verification happens when the certificate ownership information does not match the domain name or IP address.

**System action:** The session ends.

**User response:** Ensure that the server domain name or the IP address (the value of the HLADDRESS parameter of the DEFINE SERVER command) is correct. If you are using a self-signed certificate, ensure that it was created on a server at the same address as specified in the DEFINE SERVER command.

---

**ANR8596E (Windows) The certificate identity could not be verified for the server at address *address*.**

**Explanation:** The server was unable to open an SSL connection to the server at the indicated address because the certificate identity could not be verified. Lack of verification happens when the certificate ownership information does not match the domain name or IP address.

**System action:** The session ends.

**User response:** Ensure that the server domain name or the IP address (the value of the HLADDRESS parameter of the DEFINE SERVER command) is correct. If you are using a self-signed certificate, ensure that it was created on a server at the same address as specified in the DEFINE SERVER command.

---

**ANR8597E (AIX) Certificate information could not be retrieved for a connection to the server at address *address*.**

**Explanation:** The server was unable to obtain certificate information for an SSL connection to the server at the indicated address.

**System action:** The session ends.

**User response:** Ensure that the certificate for the target server was imported to this server's key-ring file. If you are using a 3rd-party certificate, you can test it with a session to the target server's SSL port with a browser such as Firefox.

---

**ANR8597E (Linux) Certificate information could not be retrieved for a connection to the server at address *address*.**

**Explanation:** The server was unable to obtain certificate information for an SSL connection to the server at the indicated address.

**System action:** The session ends.

**User response:** Ensure that the certificate for the target server was imported to this server's key-ring file. If you are using a 3rd-party certificate, you can test it with a session to the target server's SSL port with a browser such as Firefox.

---

**ANR8597E (Windows) Certificate information could not be retrieved for a connection to the server at address *address*.**

**Explanation:** The server was unable to obtain certificate information for an SSL connection to the server at the indicated address.

**System action:** The session ends.

**User response:** Ensure that the certificate for the target server was imported to this server's key-ring file. If you are using a 3rd-party certificate, you can test it with a session to the target server's SSL port with a browser such as Firefox.

---

**ANR8598I (AIX) Outbound SSL Services were loaded.**

**Explanation:** The server is enabled to run SSL sessions from the server to other servers during node replication.

**System action:** Processing continues.

**User response:** None. The server can communicate via SSL to other servers. Prior to starting the server, certificates must be loaded in the server's keyring file (cert.kdb).

---

**ANR8598I (Linux) Outbound SSL Services were loaded.**

**Explanation:** The server is enabled to run SSL sessions from the server to other servers during node replication.

**System action:** Processing continues.

**User response:** None. The server can communicate via SSL to other servers. Prior to starting the server, certificates must be loaded in the server's keyring file (cert.kdb).

---

**ANR8598I (Windows) Outbound SSL Services were loaded.**

**Explanation:** The server is enabled to run SSL sessions from the server to other servers during node replication.

**System action:** Processing continues.

**User response:** None. The server can communicate via SSL to other servers. Prior to starting the server, certificates must be loaded in the server's keyring file (cert.kdb).

---

**ANR8599W (AIX) The connection with *host address:host port* failed due to an untrusted server certificate. An attempt to reconnect and establish certificate trust might follow.**

**Explanation:** A server certificate that is used for the connection was not trusted by the partner. If this was the first time that a connection was made to the server from the host, an attempt to establish certificate trust and reconnect will occur if the SESSIONSECURITY parameter is set to TRANSITIONAL.

**System action:** Processing continues.

**User response:** If the problem persists, add the certificate to the key database. For information about configuring SSL connections, see the instructions in IBM Knowledge Center.

---

**ANR8599W (Linux) The connection with *host address:host port* failed due to an untrusted server certificate. An attempt to reconnect and establish certificate trust might follow.**

**Explanation:** A server certificate that is used for the connection was not trusted by the partner. If this was the first time that a connection was made to the server from the host, an attempt to establish certificate trust and reconnect will occur if the SESSIONSECURITY parameter is set to TRANSITIONAL.

**System action:** Processing continues.

**User response:** If the problem persists, add the certificate to the key database. For information about configuring SSL connections, see the instructions in IBM Knowledge Center.

---

**ANR8599W (Windows) The connection with *host address:host port* failed due to an untrusted server certificate. An attempt to reconnect and establish certificate trust might follow.**

**Explanation:** A server certificate that is used for the connection was not trusted by the partner. If this was the first time that a connection was made to the server from the host, an attempt to establish certificate trust

and reconnect will occur if the SESSIONSECURITY parameter is set to TRANSITIONAL.

**System action:** Processing continues.

**User response:** If the problem persists, add the certificate to the key database. For information about configuring SSL connections, see the instructions in IBM Knowledge Center.

---

**ANR8600W (AIX) An incoming TCP connection from *host address:host port* was detected on the SSL port. Connection refused**

**Explanation:** An incoming TCP connection was detected on the SSL-only port. Connection refused.

**System action:** Processing continues.

**User response:** The remote host is attempting to connect to an SSL-only port, but SSL communication is not enabled on the remote host. Update the remote host to use the TCP port by using the TCPPORT option, or enable SSL on the remote host.

---

**ANR8600W (Linux) An incoming TCP connection from *host address:host port* was detected on the SSL port. Connection refused**

**Explanation:** An incoming TCP connection was detected on the SSL-only port. Connection refused.

**System action:** Processing continues.

**User response:** The remote host is attempting to connect to an SSL-only port, but SSL communication is not enabled on the remote host. Update the remote host to use the TCP port by using the TCPPORT option, or enable SSL on the remote host.

---

**ANR8600W (Windows) An incoming TCP connection from *host address:host port* was detected on the SSL port. Connection refused**

**Explanation:** An incoming TCP connection was detected on the SSL-only port. Connection refused.

**System action:** Processing continues.

**User response:** The remote host is attempting to connect to an SSL-only port, but SSL communication is not enabled on the remote host. Update the remote host to use the TCP port by using the TCPPORT option, or enable SSL on the remote host.

---

**ANR8601E (AIX) During the SSL handshake, the certificate exchanged between the server and remote host *host address:host port* was not validated.**

**Explanation:** The TLS 1.2 protocol is used for communication by default, and a SHA256 certificate is required to connect to the server. The server has specified an MD5 certificate as the default, so the

## ANR8601E (Linux) • ANR8677E (Linux)

remote host cannot validate the certificate. The connection fails.

**System action:** Processing continues.

**User response:** To establish communication between the server and the remote host, update the server to use the SHA256 certificate as the default by issuing the following command: `gsk8capicmd_64 -cert -setdefault -db cert.kdb -stashed -label "TSM Server SelfSigned SHA Key"`

---

**ANR8601E (Linux)** During the SSL handshake, the certificate exchanged between the server and remote host *host address: host port* was not validated.

**Explanation:** The TLS 1.2 protocol is used for communication by default, and a SHA256 certificate is required to connect to the server. The server has specified an MD5 certificate as the default, so the remote host cannot validate the certificate. The connection fails.

**System action:** Processing continues.

**User response:** To establish communication between the server and the remote host, update the server to use the SHA256 certificate as the default by issuing the following command: `gsk8capicmd_64 -cert -setdefault -db cert.kdb -stashed -label "TSM Server SelfSigned SHA Key"`

---

**ANR8601E (Windows)** During the SSL handshake, the certificate exchanged between the server and remote host *host address: host port* was not validated.

**Explanation:** The TLS 1.2 protocol is used for communication by default, and a SHA256 certificate is required to connect to the server. The server has specified an MD5 certificate as the default, so the remote host cannot validate the certificate. The connection fails.

**System action:** Processing continues.

**User response:** To establish communication between the server and the remote host, update the server to use the SHA256 certificate as the default by issuing the following command: `gsk8capicmd_64 -cert -setdefault -db cert.kdb -stashed -label "TSM Server SelfSigned SHA Key"`

---

**ANR8675E (AIX)** *File name:* File already exists for File or Filetext Exit.

**Explanation:** The specified file already exists and the file-exit option was set to PRESERVE.

**System action:** Server continues running.

**User response:** Specify a non-existent file.

---

**ANR8675E (Linux)** *File name with environment variable DSMSEV\_DIR:* File already exists for File/FileText Exit, overwrite option not set to YES.

**Explanation:** The specified file already exists and the overwrite option was not set to Yes.

**System action:** Server continues running.

**User response:** Specify another file or set the overwrite option to YES in the server options file.

---

**ANR8675E (Windows)** *File name with path within registry.:* File already exists for File or FileText Exit.

**Explanation:** The specified file already exists and the File/FileText exit option was set to PRESERVE.

**System action:** Server continues running.

**User response:** Specify a non-existent file.

---

**ANR8677E (AIX)** *User specified module:* Cannot load into server, AIX system error number *number*.

**Explanation:** The server was unable to load the module specified. The module is not a properly C-compiled and linked dynamic module.

**System action:** Server initialization stops or server continues running if already up.

**User response:** Use the server supplied sample makefile and export files to compile-link the user-exit module. Make sure the export.ref file contains the server-defined function name, and the module actually contains the server-defined function name, with one void parameter declared.

---

**ANR8677E (Linux)** *User specified module, with environment variable DSMSEV\_DIR:* Cannot load into server, system errno = *Error number generated by Solaris*.

**Explanation:** The server was unable to load the module specified. The module is not a properly C-compiled and linked dynamic module.

**System action:** Server continues running.

**User response:** Use the supplied sample makefile, c , and h files to generate the user-exit module. Make sure the module contains product-defined function name `adsmV3UserExit`, and the module actually contains the product-defined function name, with one void \* parameter declared, and returns void.

---

**ANR8677E (Windows)** *User specified module, with path within registry: Cannot load into server, system errno = Error number generated by Windows.*

**Explanation:** The server was unable to load the module specified. The module is not a properly C-compiled and linked dynamic module.

**System action:** Server continues running.

**User response:** Use the server supplied sample makefile compile-link the user-exit module.

---

**ANR8678E (AIX)** *Cannot bind User specified module into server. AIX system error number.*

**Explanation:** The server was unable to bind with the module specified.

**System action:** Server initialization stops or server continues running if already up.

**User response:** Use the server supplied sample makefile and export files to compile-link the user-exit module. Make sure the export.ref file contains the server-defined function name, and the module actually contains the server-defined function name, with 1 void parameter declared. The module may contain a global variable name that conflicts with the server's.

---

**ANR8678E (Linux)** *Cannot bind User specified module, with environment variable DSMSEV\_DIR into server, system errno = Error number generated by Solaris.*

**Explanation:** The server was unable to bind with the module specified. The server could not find a function named adsmV3UserExit in the module.

**System action:** Server continues running.

**User response:** Use the supplied sample makefile, c and header files to create the user exit module. Make sure the shared library module contains a function named adsmV3UserExit of type void, with one parameter of a void \*.

---

**ANR8678E (Windows)** *Cannot find/set User specified function name within DLL. in User specified DLL library name, with registry path, system errno = Error number generated by Windows.*

**Explanation:** The server was unable to find and/or bind with the function name in the DLL specified.

**System action:** Server continues running.

**User response:** Use the server supplied sample makefile to compile-link the user-exit module. Make sure there is a function name in the DLL as specified in the server options file. Make sure the function only accepts one argument, a void pointer.

---

**ANR8679W (AIX)** *A user-exit module is already loaded.*

**Explanation:** A user-exit module was loaded previously. Another user-exit module cannot be loaded.

**System action:** Server initialization stops or server continues running if already up.

**User response:** To load a new user-exit module, halt the server and then restart the server with the new user-exit module.

---

**ANR8679W (Linux)** *Unable to unload user exit module: system errno = Error number generated by Solaris.*

**Explanation:** The server was not able to unload the user-exit module.

**System action:** Server continues running.

**User response:** The server should be stopped at the earliest possible time before the user exit is to be reactivated.

---

**ANR8679W (Windows)** *There is already an user-exit loaded.*

**Explanation:** There was a previous successful load of an user-exit module, thus server cannot load another one.

**System action:** Server continues running.

**User response:** To load a new user-exit module, halt the server and then restart the server with the new user-exit module.

---

**ANR8680W (AIX)** *A file used for the file or filetext exit is already opened.*

**Explanation:** A file for the file or filetext exit was previously opened. The server cannot open another one.

**System action:** Server initialization stops or server continues running if already up.

**User response:** To start a new file for the file or filetext exit, halt the server, then restart the server with the new file name.

---

**ANR8680W (Linux)** *There is already a file used for the file or filetext exit.*

**Explanation:** There was a previous file open for the file or filetext exit. The server cannot open another one.

**System action:** Server initialization stops or server continues running if already up.

**User response:** To start a new file for the exit, halt the server, then restart the server with a new file name.

---

**ANR8680W (Windows)** There is already a file used for the file or filetext exit.

**Explanation:** There was a previous file open for the file or filetext exit. The server cannot open another one.

**System action:** Server continues running.

**User response:** To start a new file for the exit, halt the server, then restart the server with a new file name.

---

**ANR8681I (AIX)** Connected to Tivoli event server at *node name* on port *port*.

**Explanation:** The server successfully established a connection with the Tivoli event server on the specified *node name* and *port*.

**System action:** The server sends events to the Tivoli event server using this connection.

**User response:** None.

---

**ANR8681I (Linux)** Connected to Tivoli event server at *node name* on port *port*.

**Explanation:** The server successfully established a connection with the Tivoli event server on the specified *node name* and *port*.

**System action:** The server sends events to the Tivoli event server using this connection.

**User response:** None.

---

**ANR8681I (Windows)** Connected to Tivoli event server at *node name* on port *port*.

**Explanation:** The server successfully established a connection with the Tivoli event server on the specified *node name* and *port*.

**System action:** The server sends events to the Tivoli event server using this connection.

**User response:** None.

---

**ANR8682E (AIX)** Unable to determine port of Tivoli event server on node *node name*.

**Explanation:** The server was unable to determine the TCP/IP port for the Tivoli event server on node *node name*.

**System action:** Event logging to the Tivoli event server is disabled.

**User response:** Ensure that the Tivoli event server is running on the specified system. If the system on which the event server is running does not support the TCP/IP Portmapper, then ensure that TECPORT is specified in the server options file.

---

**ANR8682E (Linux)** Unable to determine port of Tivoli event server on *node name*.

**Explanation:** The server was unable to determine the TCP/IP port on which the Tivoli event server on *node name* is listening.

**System action:** Event logging to the Tivoli event server is disabled.

**User response:** Ensure that the Tivoli event server is running on the specified system. If the system on which the event server is running does not support the TCP/IP Portmapper, then ensure that TECPORT is specified in the server options file.

---

**ANR8682E (Windows)** Unable to determine port of Tivoli event server on *node name*.

**Explanation:** The server was unable to determine the TCP/IP port on which the Tivoli event server on *node name* is listening.

**System action:** Event logging to the Tivoli event server is disabled.

**User response:** Ensure that the Tivoli event server is running on the specified system. If the system on which the event server is running does not support the TCP/IP Portmapper, then ensure that TECPORT is specified in the server options file.

---

**ANR8683E (AIX)** Unable to connect to the Tivoli event server at node *node name* on port *port*.

**Explanation:** The server was unable to establish a TCP/IP connection with the Tivoli event server on node *node name* at port *port*.

**System action:** Event logging to the Tivoli event server is disabled.

**User response:** Ensure that the Tivoli event server is running on the specified system. If the system on which the event server is running does not support the TCP/IP Portmapper, then ensure that the value specified for TECPORT in the server options file is correct.

---

**ANR8683E (Linux)** Unable to connect to the Tivoli event server at *node name* on port *port*.

**Explanation:** The server was unable to establish a TCP/IP connection with the Tivoli event server on *node name* at port *port*.

**System action:** Event logging to the Tivoli event server is disabled.

**User response:** Ensure that the Tivoli event server is running on the specified system. If the system on which the event server is running does not support the TCP/IP Portmapper, then ensure that the value



specified for TECPORT in the server options file is correct.

---

**ANR8683E (Windows) Unable to connect to the Tivoli event server at *node name* on port *port*.**

**Explanation:** The server was unable to establish a TCP/IP connection with the Tivoli event server on *node name* at port *port*.

**System action:** Event logging to the Tivoli event server is disabled.

**User response:** Ensure that the Tivoli event server is running on the specified system. If the system on which the event server is running does not support the TCP/IP Portmapper, then ensure that the value specified for TECPORT in the server options file is correct.

---

**ANR8684E (AIX) Unable to connect to the Tivoli event server because TCP/IP is not available.**

**Explanation:** The server was unable to establish a TCP/IP connection with the Tivoli event server because TCP/IP services were not available.

**System action:** Event logging to the Tivoli event server is disabled.

**User response:**

- Ensure that COMMMETHOD TCPIP is specified in the server options file.
- If COMMMETHOD TCPIP was specified, use the BEGIN EVENTLOGGING TIVOLI command to manually start event logging to the Tivoli event server once server initialization has completed.

---

**ANR8684E (Linux) Unable to connect to the Tivoli event server because TCP/IP is not available.**

**Explanation:** The server was unable to establish a TCP/IP connection with the Tivoli event server because TCP/IP services were not available.

**System action:** Event logging to the Tivoli event server is disabled.

**User response:**

- Ensure that COMMMETHOD=TCPIP is specified in the server options file, or that COMMMETHOD=NONE is not specified.
- If COMMMETHOD=TCPIP was specified, use the BEGIN EVENTLOGGING TIVOLI command to manually start event logging to the Tivoli event server once server initialization has completed.

---

**ANR8684E (Windows) Unable to connect to the Tivoli event server because TCP/IP is not available.**

**Explanation:** The server was unable to establish a TCP/IP connection with the Tivoli event server because TCP/IP services were not available.

**System action:** Event logging to the Tivoli event server is disabled.

**User response:**

- Ensure that COMMMETHOD=TCPIP is specified in the server options file, or that COMMMETHOD=NONE is not specified.
- If COMMMETHOD=TCPIP was specified, use the BEGIN EVENTLOGGING TIVOLI command to manually start event logging to the Tivoli event server once server initialization has completed.

---

**ANR8685I (AIX) Core dump being generated to file *core dump file***

**Explanation:** The server has started generating a coredump to the specified file as a result of a user request.

**System action:** Server operation continues.

**User response:** None.

---

**ANR8686I (AIX) Core dump successfully generated**

**Explanation:** The server has successfully generated the requested core dump.

**System action:** Server operation continues.

**User response:** None.

---

**ANR8687E (AIX) Error generating core dump, errno *system errno*.**

**Explanation:** The server was unable to generate the requested core dump. The errno indicates the reason AIX was unable to complete the request.

**System action:** Server operation continues.

**User response:** None.

---

**ANR8740W Number of automated library slots (*slots in use*) exceeds license terms (*slots licensed*).**

**Explanation:** The number of slots in use within automated libraries exceeds the licensed value.

**System action:** The operation completes.

**User response:** Contact your service representative to update license values for slots in automated libraries, or reduce the number of slots in use by issuing CHECKOUT LIBVOLUME commands as necessary.

---

**ANR8741E** CHECKIN LIBVOLUME not permitted with current license terms.

**Explanation:** The CHECKIN LIBVOLUME operation is not permitted because the current license terms do not allow it.

**System action:** The command fails.

**User response:** Contact your service representative to update license values for slots in automated libraries, or reduce the number of slots in use by issuing CHECKOUT LIBVOLUME commands as necessary.

---

**ANR8742E** This server is not licensed to support the *device type* device type. Device Support Module *module number* is required.

**Explanation:** A DEFINE DRIVE command or a volume mount operation cannot be processed because the server is not licensed to support the required device type.

**System action:** The operation fails.

**User response:** Contact your service representative to update the server license terms so that support for the required device type is enabled.

---

**ANR8743E** This server is not licensed to support library *device name*. Device Support Module *module number* is required.

**Explanation:** Either a DEFINE LIBRARY command, a volume mount operation, or library initialization cannot be processed because the server is not licensed to support the given library.

**System action:** The operation fails.

**User response:** Contact your service representative to update the server license terms so that support for the given library device is enabled.

---

**ANR8744E** *Command*: Current license terms do not permit this operation.

**Explanation:** The specified command failed because the current license terms do not permit it.

**System action:** The operation fails.

**User response:** Contact your service representative to update the server license terms so that the requested operation can be processed.

---

**ANR8745E** Support for the 3590 device type is disabled for library *library name*.

**Explanation:** The requested operation fails because support for the 3590 device type is not currently enabled for the specified library.

**System action:** The operation fails.

**User response:** Make sure the ENABLE3590LIBRARY option is specified in the server options file, and that the scratch category number for 3590 volumes does not conflict with the private category or the CARTRIDGE volume scratch category.

---

**ANR8746E** Device type *device type* is not supported in this release.

**Explanation:** The specified device type cannot be used by this release/platform of the server.

**System action:** The device cannot be used.

**User response:** Contact your sales or service representative to upgrade to the latest release of the server.

---

**ANR8747I** Checking in volume *volume name* in library *library name*- CANCEL PENDING.

**Explanation:** In response to a QUERY PROCESS command, this message displays the status for a CHECKIN LIBVOLUME process on the server. The given volume was being checked in to the designated library, but the process was canceled by an administrator.

**System action:** The background process operation is in a wait queue. When the process comes off the queue, it will be terminated.

**User response:** None.

---

**ANR8748I** Checking in volumes in search mode in library *library name*- CANCEL PENDING.

**Explanation:** In response to a QUERY PROCESS command, this message displays the status for a CHECKIN LIBVOLUME process on the server. Volumes were being checked into the given library in search mode, but the process was canceled by an administrator.

**System action:** The background process operation is being terminated.

**User response:** None.

---

**ANR8749E** Library order sequence check on library *library name*.

**Explanation:** An attempt has been made to mount or demount a volume, but the attempt fails for one of the following reasons:

- Mount is already in progress or a volume is already mounted.
- Mount is already pending.
- Demount is already pending.
- Demount was requested but no volume is mounted.

**System action:** The operation fails.

**User response:** This error usually occurs when a demount fails and a cartridge is left in the drive. All subsequent mounts fail while attempting to insert another cartridge into the same drive. Demount the cartridge using the library manager or perform an AUDIT LIBRARY operation on the designated library. Retry the operation.

---

**ANR8750E Volume is incompatible with specified device type in library *library name*.**

**Explanation:** An attempt has been made to mount or check in a volume, but the attempt fails because the cartridge being mounted is not compatible with the drive (For example, attempting to mount a 3590 cartridge on a 3490 drive).

**System action:** The operation fails.

**User response:** Ensure the DEVTYPE parameter on the CHECKIN command matches the device type of the drive. Retry the operation.

---

**ANR8751W This server is not licensed to support the *device type* device type. Managed Library license is required.**

**Explanation:** This message is issued when a DEFINE DRIVE command or a volume mount operation uses a device class that is not licensed on the server.

**System action:** The operation fails if this is a try-and-buy server. For purchased servers, this message is to warn you that you are not in compliance with registered license terms.

**User response:** Contact your service representative to update the server license terms so that support for the required device type is enabled.

---

**ANR8752W This server is not licensed to support library *device type*. Managed Library license is required.**

**Explanation:** This message is issued when a DEFINE LIBRARY command or a volume mount operation uses a device class that is not licensed on the server.

**System action:** The operation fails if this is a try-and-buy server. For purchased servers, this message is to warn you that you are not in compliance with registered license terms.

**User response:** Contact your service representative to update the server license terms so that support for the required device type is enabled.

---

**ANR8753W This server is not licensed to support library *library name*. Library Sharing is required.**

**Explanation:** This message is issued when a DEFINE LIBRARY command or library initialization for a library that requires library sharing and library sharing is not licensed on the server.

**System action:** The operation fails if this is a try-and-buy server. For purchased servers, this message is to warn you that you are not in compliance with registered license terms.

**User response:** Contact your service representative to update the server license terms so that support for the required device type is enabled.

---

**ANR8754E Command: There is already a request to delete library *library name*.**

**Explanation:** The designated library cannot be deleted or updated because there is a request to delete the library already.

**System action:** The command is not processed.

**User response:** None.

---

**ANR8755E Command: There is already a request to update library *library name*.**

**Explanation:** The designated library cannot be deleted because there is a request to update the library already.

**System action:** The command is not processed.

**User response:** None.

---

**ANR8756E For optical libraries, you must specify CHECKLABEL=YES.**

**Explanation:** Optical libraries require the CHECKLABEL parameter to be set to YES

**System action:** The command fails.

**User response:** Reissue the command and specify the CHECKLABEL=YES option.

---

**ANR8757W This server is not licensed to support library *device type*. Extended Edition license is required.**

**Explanation:** This message is issued when a DEFINE LIBRARY command or a volume mount operation uses a device class that is not licensed on the server.

**System action:** The operation fails if this is a try-and-buy server. For purchased servers, this message is to warn you that you are not in compliance with registered license terms.

**User response:** Contact your service representative to update the server license terms so that support for the

required device type is enabled.

---

**ANR8758W** The number of online drives in the virtual tape library *library name* does not match the number of online drive paths for source *source name*.

**Explanation:** If the number of online drives in the library does not match the number of online paths to drives in the library for any applicable source, the server might choose a drive that lacks a valid path definition. The server then retries the mount operation, and any retry might adversely affect mount performance.

**System action:** Server operations continue. However, this message indicates that there might be a mount retry if the selected drive does not have a valid online path defined.

**User response:** To resolve the issue, complete the following steps: 1. Evaluate all drive path definitions. 2. For any drives that lack a path definition for any applicable source (for example, storage agents), define drive paths. 3. Validate that all drive path definitions are online. 4. If a drive path is offline because of a hardware issue, resolve the hardware issue and update the path so that it is online. 5. If SAN-attached and NAS tape drives are configured in the same library, separate the tape drives into two libraries. Ensure that each library has only one type of attachment tape drive.

---

**ANR8759W** The drive *drive name* in the lib *lib name* library is owned by *owner name*.

**Explanation:** If a drive is owned by a library client or a storage agent, the library manager does not verify the drive access and readiness during the library manager initialization.

**System action:** None.

**User response:** In a shared library environment, the owner of a tape drive can change. If a tape drive is owned by a library client or storage agent, the library manager cannot access the tape drive. For example, if a library client or storage agent owns a tape drive, but the library manager halts or fails to respond, on startup, the library manager remembers the library client or storage agent that owns the drive, and skips processing this drive. If the library client or storage agent is not synchronized with the library manager and has no record of owning the drive, this can result in an inability to use the drive. In this case, you might need to reset the drive reservation from the host machine of the library client or storage agent.

---

**ANR8760I** Cancel in progress.

**Explanation:** The MOVE MEDIA command has been canceled and will end when resources have been freed for the background process. This message may be displayed in response to a QUERY PROCESS command for a MOVE MEDIA command.

**System action:** Server operation continues.

**User response:** None.

---

**ANR8761I** Number of volumes processed: *number*

**Explanation:** The MOVE MEDIA command has processed the number of volumes displayed. This message may be displayed in response to a QUERY PROCESS command for a MOVE MEDIA command.

**System action:** Server operation continues.

**User response:** None.

---

**ANR8762E** The drive *drive name* in the library *library name* was unable to obtain an encryption key from the encryption key management.

**Explanation:** The encryption key manager did not respond to the drive or library that is managed by the IBM Spectrum Protect server. Since IBM Spectrum Protect is not managing the encryption keys, there is an issue with the encryption key manager, the drive, or the library.

**System action:** The operation fails.

**User response:** This is most likely a problem with the encryption key manager (for example, a timeout or communication failure between the encryption key manager and the drive or library). Correct any issues with the encryption key manager and try the operation again. If the problem persists, contact IBM hardware support.

---

**ANR8763E** Command: Volume *volume name* not processed: library *library name* not defined.

**Explanation:** The indicated volume is not processed since the designated library has not been defined or has been deleted.

**System action:** The volume is not processed.

**User response:** Reissue the command using a different library name, or define the library before retrying the command.

---

---

**ANR8764E** *Command: Volume* *volume name* **not processed: the operation is not allowed for library type** *library type*.

**Explanation:** The indicated volume is not processed since the requested operation is not allowed for libraries of the given type.

**System action:** The volume is not processed.

**User response:** None.

---

**ANR8765I** *Request number: device type* **volume** *volume name* **in location** *location name* **is required for use in library** *library name*; **CHECKIN LIBVOLUME required within time limit minutes.**

**Explanation:** A mount request has been made for a volume that is defined in a storage pool, but which is currently checked out of the given library and stored in the location shown.

**System action:** The server waits until it detects that the volume has been checked into the library, or the time limit expires.

**User response:** Obtain the required volume from the indicated location, and insert it into the library by issuing a CHECKIN LIBVOLUME command. Use the SWAP=YES option of the CHECKIN LIBVOLUME command if the library is currently full; this process allows the server to select an appropriate volume to be swapped out in order to make room for the required volume.

---

**ANR8766I** *MOVE MEDIA command: CHECKOUT LIBVOLUME command* **for volume** *volume name* **in library** *library name* **completed successfully; Place the ejected volume in location** *location name*.

**Explanation:** The CHECKOUT LIBVOLUME operation has completed successfully for the indicated volume in the given library. Place the ejected volume in the indicated location.

**System action:** The volume is either deleted from the library inventory (if its status is something other than DATA) or marked not present (if its status is DATA).

**User response:** If an \*UNKNOWN\* location is displayed, issue UPDATE STGPOOL OVFLLOCATION command to define an overflow location name to be used on the subsequent MOVE MEDIA command. For the volumes ejected with an \*UNKNOWN\* location, use UPDATE VOLUME LOCATION command to update its location to your overflow location name.

---



---

**ANR8767I** **Number of volumes processed:** *number* *volumes processed*. **Volumes sent to library** *library name* **for checkout:** *number* *volumes sent*.

**Explanation:** The MOVE MEDIA command has processed the number of volumes shown. Currently, the MOVE MEDIA command has sent for processing the number of volumes shown to the library shown. This message may be displayed in response to a QUERY PROCESS command for a MOVE MEDIA command.

**System action:** Server operation continues.

**User response:** None.

---

**ANR8768E** **File** *file name* **on volume** *drive name* **could not be found.**

**Explanation:** The server was unable to find the specified file name on the indicated volume. For removable file device classes, each volume maintains data using a file name which is the same as the volume name and the label value on the volume.

**System action:** The volume is rejected.

**User response:** Ensure that the proper volume has been placed into the drive. If you are creating a removable file device class volume by copying data from a FILE device class volume, the media must have a label which is the same as the volume name. The file which is copied to the volume must be renamed to have the same name as the label.

---

**ANR8769E** **External media management function** *request type* **returned result=result.**

**Explanation:** A request of the indicated function type was sent to the external library manager program, which returned a result code which was not SUCCESS.

**System action:** The server continues, but the server operation that was being attempted fails.

**User response:** Consult the documentation for the external media management program to determine how to recover from the error condition. Then attempt the server operation again.

---

**ANR8770W** **Unable to load external library manager** *filespec*.

**Explanation:** A library of LIBTYPE=EXTERNAL is defined but the server cannot load the external library manager.

**System action:** The server continues, but the external library cannot be accessed.

**User response:** Verify that the EXTERNALMANAGER parameter for the external library is specified correctly on the DEFINE LIBRARY or UPDATE LIBRARY command.

---

---

**ANR8771E** Volume *volume name* in library *library name* is deleted. External Library is not synchronized with the server. Audit required.

**Explanation:** The server deleted a volume from its inventory, and its attempt to inform the external library manager has failed.

**System action:** The server may continue to access the library, but some volumes may not be accessible until the external library is synchronized with the server.

**User response:** Perform the appropriate type of processing on the external library in order to synchronize it with the server.

---

**ANR8772I** Moving volume *volume name* (if known) from drive *drive name* to slot *slot element number* in library *library name*.

**Explanation:** A volume found in the drive during library initialization is being moved to the slot.

**System action:** The volume is moved from the drive to the slot.

**User response:** None.

---

**ANR8773E** Incompatible options CHECKLABEL=NO and SEARCH=YES for library type library.

**Explanation:** If a barcode reader is not installed and detected by the server, the server requires the ability to check the tape label when searching for new volumes in a VTL or SCSI tape library. The CHECKLABEL=NO and SEARCH=YES parameters on the CHECKIN LIBVOL command are not compatible.

**System action:** The command fails.

**User response:** Reissue the CHECKIN LIBVOL command and specify CHECKLABEL=YES.

---

**ANR8774W** Volume *volume name* not checked into library *library name* but is using category *category number*.

**Explanation:** While processing a DEFINE LIBRARY or AUDIT LIBRARY command for the given library, the server found a volume that was not checked into the library (with the CHECKIN LIBVOL command), but is assigned to one of the categories in use by that library.

**System action:** If the volume category equals the value of the library SCRATCHCAT the category is changed to the value of the library PRIVATECAT. This is to prevent the library from loading the volume when a scratch volume is requested.

**User response:** If the volume is to be used by the server, it does not have to be reassigned but it must be checked into the library with the CHECKIN LIBVOL

command. If the volume is not to be used by the server, use the mtlib program to reassign the volume to its correct category. For details about the mtlib program, refer to the documentation provided with the library device.

---

**ANR8775I** Drive *drive name* unavailable at library manager.

**Explanation:** The specified drive availability status at the library manager has changed from available to unavailable.

**System action:** The drive status on the server is updated to reflect the availability to that of the library manager. The drive will not be considered as a candidate for the mount or demount request.

**User response:** Contact your service representative to determine the cause of the drive becoming unavailable. Once the service representative has determined the cause and changed the availability status to available at the library manager, the server will resume use of the drive.

---

**ANR8776W** Volume *volume name* in drive *drive name* contains lost VCR data; performance may be degraded.

**Explanation:** The Vital Cartridge Records of the cartridge in the drive are lost or corrupted. This results in the inability of the drive to do fast locates to file positions on the cartridge, which causes the locate performance for read or append operations to become degraded.

**System action:** The server continues the operation.

**User response:** There are two methods to restore the VCR data. The first method uses the MOVE DATA command to move the data off the tape and to return the tape to scratch or empty status. The VCR data is rebuilt when the empty tape is rewritten from the beginning-of-tape. The second method rebuilds the VCR by loading the tape and locating directly to the end-of-data. This is done by the server in normal use when new data is appended to the end of the tape. It can also be done independent of the server by loading the tape in an unused drive and using the tapeutil program. Select the tapeutil option "Space to End-of-Data".

---

**ANR8777E** Mount for volume *volume name* failed; media performance is degraded.

**Explanation:** The VCR data on the volume is lost or corrupted, resulting in degraded tape positioning. The mount fails because the tape drive was configured to fail mounts that indicate this condition.

**System action:** The client command fails and the transaction is rolled back.

**User response:** Until the VCR data can be restored,

the user can issue the UPDATE VOLUME command to make the volume unavailable. There are two methods to restore the VCR data. The first method uses the MOVE DATA command to move the data off the tape and to return the tape to scratch or empty status. The VCR data is rebuilt when the empty tape is rewritten from the beginning-of-tape. The second method rebuilds the VCR by loading the tape and locating directly to the end-of-data. This is done by the server in normal use whenever data is appended to the end of the tape. It can also be done independent of the server by loading the tape in an unused drive and using the tapeutil program. Select the tapeutil option "Space to End-of-Data".

---

**ANR8778W Scratch volume *volume name* changed to Private Status to prevent re-access.**

**Explanation:** The scratch volume encountered an error during mount processing that makes it unusable. The status of the volume is changed to private so that it is not selected for future scratch mounts. (Although the status has become private, it is not defined to a storage pool.)

**System action:** Processing continues with another scratch volume.

**User response:** See previous error messages to determine the cause of the mount failure, and correct the problem. If the problem is a mislabeled volume or unreadable label, relabel the scratch volume using the dsmlabel utility with the "-overwrite" option. If the volume is missing from its home slot, issue the AUDIT LIBRARY command against the library. If the volume has lost or corrupted VCR-data, relabel the volume. (This reinitializes the VCR-data by writing to the volume from beginning-of-tape.) Once the problem is corrected, update the status of the volume to scratch by using the UPDATE LIBVOL command.

---

**ANR8779E Unable to open drive *drive name*, error number= *errno value from open system call*.**

**Explanation:** The drive cannot be opened by the server. On UNIX and Linux systems, an error number is a value of an errno returned by the operating system. On Windows, an error number is a Windows error message number.

**System action:** The transaction that needs the drive fails.

**User response:** Use the error number in conjunction with operating system documentation to narrow the scope of the cause. Inspect the drive. Ensure that the drive is powered on and ready, that the cables are properly connected and terminated, and that the device is properly configured to the operating system.

---

**ANR8780E Volume in drive *drive name* has no label.**

**Explanation:** The volume in the indicated drive does not have a label. The server requires that all media be uniquely labeled.

**System action:** The volume is rejected and the server prompts for a new volume.

**User response:** Use the appropriate labeling utility to label the media. In Windows NT, the LABEL command is used to label removable disk cartridges, diskettes and other media which appear as drive letters.

---

**ANR8781E Volume in drive *drive name* has invalid label *label*.**

**Explanation:** The volume in the indicated drive has the label shown. The name does not conform with server requirements. The server requires that all media be uniquely labeled and, for removable media, that the label with file naming conventions. The label found exceeded the maximum label size for removable media or did not conform to server labeling requirements. If ????? is shown for the label, it indicates that server was unable to read the label.

**System action:** The volume is rejected.

**User response:** Use the appropriate labeling utility to label the media. In Windows NT, the LABEL command is used to label removable disk cartridges, diskettes and other media which appear as drive letters. This label must still conform to server requirements.

---

**ANR8782E Volume *volume name* could not be accessed by library *library name*.**

**Explanation:** The designated volume is in the inventory of the Library Manager, but the physical location is either inaccessible or unknown.

**System action:** The operation fails. The access mode of the volume is changed to UNAVAILABLE.

**User response:** Ensure that the cartridge is physically in the library, and reinventory the library. If the volume location is resolved, restore the access mode of the volume to its previous value using the UPDATE VOLUME command.

---

**ANR8783E Label on volume in drive *drive name* could not be read.**

**Explanation:** The server was unable to read the label on the indicated drive.

**System action:** The volume is rejected.

**User response:** Use the appropriate labeling utility to label the media. In Windows NT, the LABEL command is used to label removable disk cartridges, diskettes and other media which appear as drive letters. This label must still conform to server requirements.

---

**ANR8784E** File *file name* on volume *drive name* could not be created.

**Explanation:** The server was unable to create the indicated file on the indicated volume. The server creates a file on removable media in which to store data.

**System action:** The volume is rejected.

**User response:** Ensure that the media is not defective, and is properly formatted. Ensure that there are not large numbers of files already in the root of the file system. Some file systems have limits on the number of files that may be created in the root directory.

---

**ANR8785E** Out-of-space in file system for *device type* volume *volume name*.

**Explanation:** The server detected an out-of-space condition for the file system in which the given volume resides.

**System action:** The operation fails.

**User response:** The file system must be expanded to accommodate volume growth.

---

**ANR8786I** Request number: Remove *device type* volume from entry/exit port; insert volume *volume name* mount mode into entry/exit port of library *library name* within time limit minute(s); issue 'REPLY' along with the request ID when ready.

**Explanation:** A CHECKIN LIBVOLUME command is in progress, and the specified volume is needed. However, there is a volume awaiting to be removed from the entry/exit port before the specified volume is inserted into the port of the given library.

**System action:** The server waits until a REPLY command is issued.

**User response:** Remove the volume from the library and insert the correct volume into the entry/exit port. Issue a REPLY command, along with the request ID, to tell the server that the volume has been removed and a new volume has been inserted.

---

**ANR8787W** Unable to read the barcode label(s) in library *library name*.

**Explanation:** A command is issued with the CHECKLABEL=BARCODE option. The library is unable to detect that the cartridges have valid barcode labels. The barcode reader is disabled or it is unable to read the labels.

**System action:** Unless the command is checking in cleaning cartridges, the process continues by loading the cartridges into the library's drives and reading the label from the tape. Cleaning cartridges have no

internal label that can be checked by loading it in the drive.

**User response:** Cancel the process if you do not want to load all of the cartridges into the library's drives. Examine the cartridges to ensure they have barcode labels and they are compatible with the barcode reader. Not all vendors' labels are readable by all libraries. Check that the barcode reader is configured and functioning properly, if necessary.

---

**ANR8788W** Unable to read the barcode of cartridge in slot-id *Element number of slot in library library name*; loading in drive to read label.

**Explanation:** The library barcode reader is unable to read the label of a tape cartridge. The cartridge is found in the slot with the given element number.

**System action:** The cartridge is loaded into a drive and its label will be read from the tape.

**User response:** Cancel the process if you do not want to load any cartridges into the library's drives. Examine the cartridge to ensure it has a barcode label and that it is compatible with the barcode reader. Not all vendors' labels are readable by all libraries. Check that the barcode reader is configured and is functioning properly, if necessary.

---

**ANR8789W** Dynamic drive recovery being attempted on device type volume *volume name* due to errors.

**Explanation:** Due to a drive or media fault, the server is moving the volume to a new drive.

**System action:** Read or write operations resume on the volume once it is remounted.

**User response:** None.

---

**ANR8790I** *device type* volume *volume name* re-mounted in drive *drive name*.

**Explanation:** Due to a drive or media fault, the server has moved the volume to the specified drive. Read or write operations resume on the volume.

**System action:** The label of the volume has been verified.

**User response:** None.

---

**ANR8791E** Unable to move device type volume *volume name* to another drive.

**Explanation:** Dynamic drive recovery was being attempted on the volume, but was unable to move the volume to another drive.

**System action:** The originating process terminates.

**User response:** See previous error messages to



determine the cause of the DDR failure, and correct the problem. If the problem is an unreadable label, any data on the volume may be lost.

---

**ANR8792E Unrecoverable drive failures on drive**  
*drive name; drive is now marked offline.*

**Explanation:** The drive has been determined to be faulty because of recurrent failures.

**System action:** The drive is now marked offline.

**User response:** Service the drive for failures. Delete and redefine the drive to bring it back online.

---

**ANR8793E Dynamic drive recovery failed for device**  
*type volume volume name because not enough drives are available.*

**Explanation:** To recover a volume on another drive, there must be at least one other drive available that is not associated with the transaction which is driving the recovery. In addition, the maximum number of drives that can have dynamic drive recovery performed at the same time is one less than the number of drives. This is to prevent deadlock from occurring between two recovering transactions. One of these criteria has failed.

**System action:** No DDR is performed and the transaction fails.

**User response:** Restart the transaction.

---

**ANR8794E Retry of operation name operation failed**  
*for device type volume volume name.*

**Explanation:** After successfully mounting the volume on another drive, due to an I/O error, the original operation fails when retried.

**System action:** No further recovery is performed and the transaction fails.

**User response:** Restart the transaction.

---

**ANR8795I Retry of operation name operation for**  
*device type volume volume name is successful.*

**Explanation:** After mounting the volume on another drive, due to an I/O error, the operation is tried successfully.

**System action:** The transaction continues from the point of interruption from the failure.

**User response:** None.

---

**ANR8796W Drive drive name of library library name is**  
**not online; UPDATE DRIVE required.**

**Explanation:** During the initialization of a library, the server finds that the drive was updated to be offline.

**System action:** The drive will not be accessible by the

library during tape operations.

**User response:** The drive may be made online by issuing the UPDATE DRIVE command with the ONLINE=YES option.

---

**ANR8797W command: Drive drive name of library**  
**library name is inaccessible.**

**Explanation:** The server is unable to use the mentioned drive. This may be for the following reasons:

- The drive cannot be opened.
- In the case of a 3494 or a library that can be partitioned, the drive may be unavailable to the library manager, may be in use by another application, or may be loaded with a cartridge not labeled for server use.

**System action:** The drive is temporarily made offline and is not used for tape operations. The server polls the drive at one-half minute intervals to check if the condition has cleared. Once the drives is accessible again, the drive is brought online.

**User response:** Determine the reason the drive is inaccessible, such as hardware errors reported in the system logs. Render any needed corrections to the drive. The drive will be brought online automatically when the polling process detects that it has become accessible.

---

**ANR8798W Drive drive name in library library name is**  
**busy; some transactions may fail.**

**Explanation:** The drive being made offline is currently mounted with an open tape volume. If the transaction using the volume requires subsequent tape mounts and is unable to acquire a drive, the transaction will fail.

**System action:** If this tape volume is one of a sequence of volumes that are required to process a transaction, a drive must be available for each mount. This may be any drive in the library, but if all other library drives are currently busy and are still busy at the time the new tape must be mounted, the transaction will fail.

**User response:** If possible, make the drive online until the transaction using it ends. If there is an idle volume on the drive, dismount the volume first.

---

**ANR8799I Command: Operation for library library**  
**name started as process process ID.**

**Explanation:** A LABEL process has been started to write the label on the specified volume in the given library. The process is assigned the ID specified in the message.

**System action:** The server starts a background process to perform the operation in response to the LABEL command entered by an administrator.

**User response:** To obtain status on the process, issue the QUERY PROCESS command. The process may be canceled with the CANCEL PROCESS command.

---

**ANR8800I LABEL LIBVOLUME for volume *volume name* in library *library name* completed successfully.**

**Explanation:** The background process to LABEL a volume has completed.

**System action:** The volume's label has been rewritten.

**User response:** None.

---

**ANR8801I The LABEL LIBVOLUME process, process *Id*, for library *library name* is completed. The number of volumes that labeled is *count of labeled volumes*. The number of volumes that were checked in is *count of checked in volumes*.**

**Explanation:** A search-mode process to LABEL volumes has completed.

**System action:** The volumes have been labeled.

**User response:** None.

---

**ANR8802E LABEL LIBVOLUME process, process *Id*, for library *library name* failed.**

**Explanation:** The Labeling process ended unsuccessfully.

**System action:** Server operation continues.

**User response:** Complete the following steps: 1. To determine the cause of the failure, review the previous error messages. 2. Based on the previous messages, correct the problem.

---

**ANR8803I LABEL VOLUME process *process Id* for library *library name* has been canceled; *count of labeled volumes* volume(s) labeled, *count of checked in volumes* volume(s) checked-in.**

**Explanation:** A background server process that has been working to label the volumes for the given library is canceled by the CANCEL PROCESS command. The counts provided are for any volumes processed prior to the cancel.

**System action:** The server process is ended and server operation continues.

**User response:** None.

---

**ANR8804I Labeling volume *volume name* in library *library name*.**

**Explanation:** In response to a QUERY PROCESS command, this message displays the status for a LABEL process on the server.

**System action:** The background process continues.

**User response:** None. The process may be canceled by an authorized administrator using the CANCEL PROCESS command.

---

**ANR8805I Labeling volumes in library *library name*; *volume count* volume(s) labeled.**

**Explanation:** In response to a QUERY PROCESS command, this message displays the status of a LABEL process with the SEARCH option.

**System action:** The background process continues.

**User response:** None. The process may be canceled by an authorized administrator using the CANCEL PROCESS command.

---

**ANR8806E Could not write volume label *volume name* on the tape in library *library name*.**

**Explanation:** The Label process could not write the label on the tape specified.

**System action:** For a LABEL operation with SEARCH=YES, the background process continues to the next volume. For an individual volume, the process ends. The volume is not labeled and is not checked into the library.

**User response:** Make sure the library and drive devices associated with this command are powered on and ready, and then reissue the command.

---

**ANR8807W Could not write label *volume name* on the volume in drive *drive name* of library *library name* because volume is already labeled existing *volume name*.**

**Explanation:** The check in or label process could not write the label on the tape specified because the volume is already labeled.

**System action:** The check in process will not overwrite volumes that are already labeled, and the label process will only overwrite volumes when OVERWRITE=YES is specified. The volume is not labeled and cannot be checked in to the library. If SEARCH=YES, the process continues to the next volume. For an individual volume, the process ends.

**User response:** Reissue the command with the correct parameters.

---

**ANR8808E** Could not write label *label name* on the volume in drive *drive name* of library *library name* because that volume is already labeled with *volume name* which is still defined in a storage pool or volume history.

**Explanation:** An attempt was made to overwrite the label of a volume that is still defined to a storage pool or is still found in the volume history file. Such a volume may still contain valid data.

**System action:** The server process is ended and server operation continues.

**User response:** It is usually not necessary to re-label volumes. If the volume must be relabeled, that volume must first be removed from the storage pool or volume history file where it is defined.

---

**ANR8809I** Request number: Please provide the label name for the volume in slot element *slot element number* of library *library name* by issuing REPLY n LABEL=xxx within time limit minutes, where n is the request ID and xxx is the desired label name.

**Explanation:** A LABEL LIBVOLUME command is in progress, and the name of the next volume is needed.

**System action:** The server waits until a REPLY command is issued.

**User response:** Issue a REPLY command, along with the request ID, and the volume name for the next cartridge.

---

**ANR8810I** Volume *volume name* has been labeled in library *library name*.

**Explanation:** The Label process with the search option has found and labeled a volume.

**System action:** The process ends.

**User response:** None.

---

**ANR8811E** Command: The LABELSOURCE parameter is required when using SEARCH with this command.

**Explanation:** The LABELSOURCE parameter must be provided with the given command.

**System action:** The command is not processed.

**User response:** Reissue the command, and provide a valid LABELSOURCE parameter value.

---

**ANR8812E** Command: The SEARCH parameter is required when using LABELSOURCE with this command.

**Explanation:** When using the LABELSOURCE option with this command, the SEARCH parameter must be also provided.

**System action:** The command is not processed.

**User response:** Reissue the command, and provide a valid SEARCH parameter value.

---

**ANR8813W** Unable to read the barcode of cartridge in slot element *Element number of slot* in library *library name*.

**Explanation:** The library barcode reader is unable to read the label of a tape cartridge. The cartridge is found in the slot with the given element number.

**System action:** When LABELSOURCE=BARCODE is specified on the LABEL LIBVOLUME command, volumes without a barcode cannot be labeled. When the VOLRANGE or VOLLIST option is specified on the CHECKIN LIBVOLUME command, volumes without a barcode cannot be checked in.

**User response:** Examine the cartridge to ensure it has a barcode label and that it is compatible with the barcode reader. Not all vendors' labels are readable by all libraries. Check that the barcode reader is configured and is functioning properly, if necessary.

---

**ANR8814I** Remove volume *Volume name* from slot element *Slot element number* of library *Library name*.

**Explanation:** LABEL LIBVOLUME has ended for the specified volume and that volume must be removed from the library because either it was not checked in or there was an error.

**System action:** The server continues normal operation.

**User response:** Remove the specified volume from the library.

---

**ANR8815I** Remove volume *Volume name* from port element *Port element number* of library *Library name*.

**Explanation:** LABEL LIBVOLUME has ended for the specified volume and that volume must be removed from the library because either it was not checked in or there was an error.

**System action:** The server continues normal operation.

**User response:** Remove the specified volume from the library.

---

---

**ANR8816E** *command: Volume* *Volume name in library*  
*Library name cannot be labeled because*  
**it is currently defined in a storage pool**  
**or in the volume history file.**

**Explanation:** During command *command* processing, a volume cannot be used because there is a storage pool volume defined or a volume in the volume history file with this volume name. Such a volume may still contain valid data. Applying the volume name to the cartridge can overwrite data and or cause library inventory corruption. If the volume is in the volume history file, it has been previously used by for an export, database dump, database backup operation, or by a library client (as recorded in the volume history).

**System action:** If the SEARCH=YES option was specified, the current volume is skipped and command processing continues with the next volume found. If SEARCH=NO was specified, command processing terminates.

**User response:** If the volume is present in an automated library, it should either be removed or checked into the library's inventory in the PRIVATE category.

---

**ANR8817E** **Name length for volume** "*Volume name*"  
**invalid; max is** *Maximum name length*.

**Explanation:** During LABEL LIBVOL processing, the volume name provided to be written on the label exceeds the maximum length for the type of cartridge.

**System action:** The label process fails for that cartridge.

**User response:** Reissue the LABEL LIBVOL command and provide a volume name that is not longer than the maximum listed.

---

**ANR8818E** **I/O Error on library** *library name*; **request**  
**for op. operation/function to the 3494**  
**Library Manager has timed out.**

**Explanation:** A command for the operation was issued to the Library Manager and a response was not received within the maximum timeout period.

**System action:** The operation and the transaction fails.

**User response:** Verify that communications with the library is operational, that it is online and ready for commands. Increase the time-out limit of the Library Manager Control Point device driver. If the problem persists, provide your service representative with the 3494 Library Manager transaction logs.

---

**ANR8819E** **Unable to read the barcode label(s) in**  
**library** *library name*.

**Explanation:** A LABEL command was issued with the LABELSOURCE=BARCODE option. The library was unable to detect that the cartridges had valid barcode

labels or the library did not have a barcode reader. If a barcode reader is present the reader might be disabled or it is unable to read the labels.

**System action:** Examine the cartridges to ensure they have barcode labels and they are compatible with the barcode reader. Not all vendors' labels are readable by all libraries. Check that the barcode reader is configured and functioning properly.

**User response:** None.

---

**ANR8820W** **Repairing VCR data for Volume** *volume*  
*name in drive drive name*; **dismount may**  
**be delayed.**

**Explanation:** The Vital Cartridge Records of the cartridge in the drive are lost or corrupted, which results in the inability of the drive to do fast locates to file positions on the cartridge. The VCR is being rebuilt during the volume dismount process in order to avoid performance degradation on future mounts of the volume.

**System action:** The server continues the dismount operation. There may be a long delay because the VCR is rebuilt by spacing the tape forward to the end-of-data.

**User response:** None.

---

**ANR8821E** **Barcode of element** *slot element address,*  
*'hardware barcode string', exceeds maximum*  
*length characters in length.*

**Explanation:** A barcode is encountered that was longer than a valid volume name.

**System action:** The barcode is not considered valid and will not be used for the server process.

**User response:** Replace the cartridge's barcode with one that is supported by the library and whose number of characters does not exceed the maximum length.

---

**ANR8822E** **'Volume name' is not a valid volume**  
**name.**

**Explanation:** The specified string is not a valid volume name.

**System action:** The program prompts for a new volume name.

**User response:** Enter a volume name that is within the length constraints for the media type being labeled, and which contains only alphanumeric characters.

---

**ANR8823E** **Hardware configuration error in library**  
*library name: number of drives drives,*  
*number of storage slots storage slots.*

**Explanation:** The library device returned a count of zero for either the drives or the slots. The drives may

have not yet been configured to the operating system, or to the library. The library must have at least one drive and multiple slots when properly configured in order to be defined to the server.

**System action:** The operation fails.

**User response:** Configure the drives to the operating system, and reinitialize the library.

**ANR8824E** I/O Error on library *library name*; request *request id* for operation *operation/function* to the 3494 Library Manager been lost.

**Explanation:** A command for the operation was issued to the Library Manager and a response was not received within the maximum timeout period.

**System action:** The operation and the transaction fails.

**User response:** Verify that communications with the library is operational, that it is online and ready for commands. If the problem persists, provide your service representative with the 3494 Library Manager transaction logs and the request id from the failed operation.

**ANR8825E** 'Volume range' is not a valid volume range.

**Explanation:** The specified string is not a valid volume range.

**System action:** The program prompts for a new volume range.

**User response:** Enter the volume names in the range that is within the length constraints for the media type being labeled, and which contains only alphanumeric characters. The volume names of the beginning and ending volume must be the same in length and the incrementals must be in digits.

**ANR8826E** No Entry/Exit found on library *library name*.

**Explanation:** A CHECKIN LIBVOLUME SEARCH=BULK command was issued on a library that has no Entry/Exit ports.

**System action:** None.

**User response:** None.

**ANR8827E** No Entry/Exit port is available on library *library name*.

**Explanation:** A CHECKOUT LIBVOL command was issued on a library where all its Entry/Exit Ports were found to be full or inaccessible.

**System action:** None.

**User response:** Empty all the entry/exit ports on the library, close the entry/exit port door, make sure the

ports are accessible, and try the command again.

**ANR8828E** Slot *element number* of library *library name* is inaccessible.

**Explanation:** The slot in the library could not be physically accessed at this time.

**System action:** None.

**User response:** Verify that the Entry/Exit door is closed and the device has not logged any device errors before trying the command again.

**ANR8829I** Remove volume *volume name* from slot *element number* of library *library name* at your convenience.

**Explanation:** A volume has been checked out from the library and placed in a multiple entry/exit port library. The volume needs to be removed from the library, but the operation is not critical.

**System action:** None.

**User response:** Remove the volume from the entry/exit slot.

**ANR8830E** Internal Device type drive diagnostics detect excessive media failures for volume *Volume name* (MIM *MIM Code*). Access mode is now set to "read-only".

**Explanation:** The tape drive's microcode performed an analysis of the media during the prior mount of the volume and determined that the number of temporary errors and other indicators exceed the threshold for reliable data recording.

**System action:** The volume is made read-only.

**User response:** Check system error logs for entries made by the device relative to media errors. It is recommended to move the data off the volume in order to minimize the impact of future errors and further damage to the media.

**ANR8831W** Because of media errors for volume *Volume name*, data should be removed as soon as possible.

**Explanation:** Errors previously encountered on the volume leave the access to the data in a questionable state. The errors may be permanent temporary media failures such as the corruption of the Volume Control Region of a Magstar drive.

**System action:** None.

**User response:** Move the data off the volume. This can be done with the MOVE DATA command. In some cases the tape is reusable by returning it to scratch. Check system error logs for entries made by the device relative to media errors. If the errors cannot be isolated

ore resolved, contact your support representative.  
Return the tape to scratch or dispose of it.

---

**ANR8832E**    **CHECKIN LIBVOLUME for volumes in search mode in library** *library name* **failed.**

**Explanation:** The background process for a CHECKIN LIBVOLUME command has failed.

**System action:** The background process ends, but volumes have not been checked into the library.

**User response:** Make sure the library and drive devices associated with this command are powered on and ready, and then reissue the command.

---

**ANR8833E**    *Command:* **Volume** *volume name* **in library** *library name* **is currently being checked in or checked out.**

**Explanation:** The command cannot be processed because the specified volume is being checked in or checked out of the library.

**System action:** The command is not processed.

**User response:** Wait until the conflicting checkin or checkout has completed, and then reissue the command.

---

**ANR8834E**    **Library volume** *volume name* **is still present in library** *library name* **drive** *drive name*, **and must be removed manually.**

**Explanation:** Library operations cannot be performed using the drive because a volume is still mounted in it. This may be due to a prior dismount failure that occurred on the drive.

**System action:** The command fails. The drive may be taken offline.

**User response:** See previous error messages and the system error logs to determine the cause of the dismount failure or any other reason the volume would still be loaded in the drive. Hardware diagnostics may be required. If necessary, remove the volume manually and place it in its storage cell. If the storage cell is unknown, place the volume in any cell and issue the AUDIT LIBRARY command. Use the QUERY DRIVE command to determine the online status of the drive. If the drive is still functioning, change the status with the UPDATE DRIVE command.

---

**ANR8835W**    **Error returning volume** *volume name* **to scratch.**

**Explanation:** The server external library manager sent a RELEASE request to the external agent for the named volume, but the external agent was unable comply with the request. The server, however, marked the volume scratched in its inventory; consequently, the server

inventory and the external agent inventory are not consistent. This message is issued to inform the customer that the external agent inventory must be made consistent with the server inventory using the facilities of the external agent.

**System action:** The server has returned the volume to scratch status.

**User response:** Consult the documentation for the external agent and take the appropriate action to make the agent inventory consistent with the server inventory.

---

**ANR8836E**    **Function** *RSM\_function* **failed in** *server\_function* **processing, return** *return code*, **call** *call number*.

**Explanation:** The library function that uses the API to the Windows NT Removable Storage Manager failed with a return code from the API. The call number represents the exact API call issued in the program.

**System action:** The function fails.

**User response:** Use the RSM documentation to determine the source of the problem.

---

**ANR8837E**    **RSM Library** *Library Name* **not supported on this Windows platform.**

**Explanation:** The libtype=RSM was used on a Windows platform that does not support RSM.

**System action:** The function fails.

**User response:** Use another library type to define the library.

---

**ANR8838E**    **I/O error on drive** *drive name*: **excessive unit attentions received from device.**

**Explanation:** An operation to the drive failed with a device unit attention. These are normally cleared when the operation is retried, but in this case subsequent recover and retry attempts persistently fail with unit attention. This indicates a device failure.

**System action:** The operation fails.

**User response:** See accompanying error messages and the system error logs to determine any reason for the drive failure. Hardware diagnostics may be required. It may be necessary to manually unload the volume and mark the drive offline with the UPDATE DRIVE command.

---

**ANR8839W**    **Drive** *drive name* **of library** *library name* **is accessible.**

**Explanation:** The server is now able to use the mentioned drive that was inaccessible. However, the administrator has marked the drive offline while the drive was being polled.

**System action:** The drive is left offline and is not used for tape operations.

**User response:** Issue the UPDATE DRIVE command to bring the drive back online.

**ANR8840E Unable to open device** *device name* **with error number** *error number* **and PVRRC return code.**

**Explanation:** The library is not accessible. As a result, an open request failed. This in turn causes the pending request to fail.

**System action:** A drive is marked inaccessible. The server polls the drive to determine if both the library and drive are inaccessible. In most case, the library had a temporary failure and recovers. When the server determines that the library is available, the drive is brought back on-line.

**User response:** Use the error number in conjunction with operating system documentation to narrow the scope of the cause. Inspect the library. Ensure that the library is powered on and ready, that the cables are properly connected, and that the device is properly configured to the system.

**ANR8841I Remove volume from slot** *element number* **of library** *library name* **at your convenience.**

**Explanation:** A volume has been placed in a multiple entry/exit port library because the volume should be placed back in the entry/exit port as result of the successful completion of a server command, or there was a problem during a server command. The volume needs to be removed from the library, but the operation is not critical.

**System action:** None.

**User response:** Remove the volume from the entry/exit slot. Examine previous messages for additional information regarding the specified volume and the command.

**ANR8842E The Device type drive detected a marginal sector and could not reallocate the sector for volume** *Volume name*. **Access mode is now set to "read-only".**

**Explanation:** The optical drive detected a marginal sector (media error) while reading the volume. The drive read the sector successfully but could not reallocate the sector because of a previous media error.

**System action:** The volume is made read-only.

**User response:** Check system error logs for entries made by the device relative to media errors. It is recommended to move the data off the volume in order to minimize the impact of future errors and further damage to the media.

**ANR8843E Initialization failed for library type** *library library name* **- the library will be inaccessible.**

**Explanation:** The initialization process for the given library has failed. The server is unable to use the library. This may be for the following reasons:

- The library is defined without a path.
- The device for the library is removed by a DELETE PATH command.
- The data mover controlling the library is offline.
- The path to the library is offline.

**System action:** The library is made offline and will not be used for any library operations.

**User response:** Determine the reason the library is inaccessible. Render any needed corrections to the library, shut down the server, and re-bring up the server so that the library can be completely initialized.

**ANR8844E Unable to open remote drive** *drive name*, **error code=***error value from server plugin*.

**Explanation:** The indicated remote drive cannot be opened by the server. The error code displayed is the return code from server plugin routine.

**System action:** The transaction needing the drive fails.

**User response:** Use the return code displayed to determine the cause of the open failure or any other reason the drive cannot be opened. Hardware diagnostics may be required. Inspect the drive. Ensure that the drive is powered on and ready, the cables are properly connected and terminated, and the device is properly configured to the operating system.

**ANR8845E Loadable module** *module name* **is required for remote operation.**

**Explanation:** The indicated loadable module is required by the server to perform an operation on a remote drive or library, but the module has not loaded. Message ANR4726I is issued during server initialization when the module is loaded.

**System action:** The remote operation fails.

**User response:** Check the server activity log for message ANR4726I, indicating if the module was loaded. If you see this message during server initialization for this module, please contact your service representative. If you do not see this message, make sure the loadable module has not been delete, or contact your service representative.

**ANR8846E Volume** *volume name* **is assigned to a category that does not belong to library** *library name*.

**Explanation:** The attempted operation on the volume

cannot proceed because it is assigned to a category other than the insert, private, or scratch category used by the library.

**System action:** The attempted operation is terminated.

**User response:** Use the mtlib utility to query the volume's category. If the volume is not in use by another library, use mtlib to reassign the category or choose another volume that is assigned to the proper category.

---

**ANR8847E** No device type *type* drives are currently available in library *library name*.

**Explanation:** The attempted operation cannot be completed on the specified library because there are no available drives of the specified type. A drive may be unavailable because a different application has the drive opened. This message may also be issued if a CHECKIN or LABEL command is issued and no drive is available to service the operation. This can be because all the drives are mounted by other processes or sessions, or the device type was incorrectly specified. This can also be issued when incorrect barcode labels are placed on the wrong type of media (e.g. LTO2 barcode label on an LTO1 cartridge).

**System action:** The attempted operation is terminated.

**User response:** Use the QUERY DRIVE command to check the online status of the drives. Drives that are marked "Unavailable since hh:mm yy/mm/dd" are drives taken offline by the server at the time specified because of hardware failures or the inability to open the drive. If the attempted operation is a CHECKIN or LABEL command, use the QUERY MOUNT command to determine if all the drives in the library are mounted and wait until one of these is available. If there are mounted volumes with an IDLE status, use the DISMOUNT VOLUME command to free its drive, and retry the original operation. Finally, the DEVTYPE parameter is required for CHECKIN and LABEL commands specifying 3590 volumes in a 349X library that also contains 3490 drives. This is because this library also supports 3490 volumes, and the default device type on CHECKIN and LABEL commands is CART (3490).

---

**ANR8848W** Drive *drive name* of library *library name* is inaccessible; server has begun polling drive.

**Explanation:** The server is unable to use the mentioned drive. This may be for the following reasons:

- The drive cannot be opened
- In the case of a 3494 or a library that can be partitioned, the drive may be unavailable to the library manager, may be in use by another application, or may be loaded with a cartridge not labeled for server use.

**System action:** The drive is temporarily made offline and is not used for tape operations. The server polls the drive at one-half minute intervals to check if the condition has cleared. Once the drives is accessible again, the drive is brought online.

**User response:** Determine the reason the drive is inaccessible, such as hardware errors reported in the system logs. Render any needed corrections to the drive. The drive will be brought online automatically when the polling process detects that it has become accessible.

---

**ANR8849E** Command: There is already a request to delete drive *drive name*.

**Explanation:** The designated drive cannot be deleted or updated because there is a request to delete the drive already.

**System action:** The command is not processed.

**User response:** None.

---

**ANR8850I** ACSLS library *library name* is ready for operations.

**Explanation:** The initialization process for the given library has completed successfully, and the library is ready for use.

**System action:** The library is made ready for use.

**User response:** None.

---

**ANR8851E** Initialization failed for ACSLS library *library name*; will retry in delay time *minute(s)*.

**Explanation:** The initialization process for the given library has failed. It is retried automatically after the specified amount of time has elapsed.

**System action:** The initialization will be retried later.

**User response:** Ensure that the library device is powered on and ready.

---

**ANR8852E** Initialization failed for ACSLS library *library name*.

**Explanation:** The initialization process for the given library has failed and will not be retried until the next time the server needs to access the library.

**System action:** The library is made temporarily unavailable.

**User response:** None.



---

**ANR8853E Incompatible options**  
**CHECKLABEL=NO and SEARCH=YES**  
**for ACSLS libraries.**

**Explanation:** The CHECKLABEL=NO and SEARCH=YES parameters on the CHECKIN LIBVOL command are not compatible.

**System action:** The command fails.

**User response:** Reissue the CHECKIN LIBVOL command and specify CHECKLABEL=YES.

---

**ANR8854E ACSAPI(command name) invocation**  
**failed, status= acs status.**

**Explanation:** The ACSLS library API invocation for the given command failed.

**System action:** Depends on the server function and command, library may be unavailable.

**User response:** Contact your ACS System Administrator and perform ACSLS library problem determination.

---

**ANR8855E ACSAPI(command name) response with**  
**unsuccessful status, status=acs status.**

**Explanation:** The ACSLS library API responded with an unsuccessful status as indicated.

**System action:** Depends on the server function and command, library may be unavailable.

**User response:** If the status indicates STATUS\_CAP\_IN\_USE, it might be CAP priorities not set to non-zero. It might also be CAPs are not set to automatic mode, or CAPs are in manual mode during manual checkin. If CAP mode and priorities are set correctly, contact your ACS System Administrator and perform ACSLS library problem determination.

---

**ANR8856E ACSAPI sequence(sequence number)**  
**request (request number) timed out,**  
**elapse time=hours: minutes:seconds.**

**Explanation:** The ACSLS client has received no response from the ACSLS server for the period as indicated in the elapsed time. The ACSLS library API function with the associated sequence number is canceled if the request number is non-zero.

**System action:** Depends on the server function and command, library may be unavailable.

**User response:** Contact your ACS System Administrator and perform ACSLS library problem determination.

---



---

**ANR8857I ACS access control set to user\_id - user**  
**id, status= acs status.**

**Explanation:** The ACSLS ACCESSID structure for command and volume access control is set the user\_id as indicated.

**System action:** None.

**User response:** Ensure the indicated user\_id is the same as specified in the environment variable ACSAPI\_USER\_ID.

---

**ANR8858W Unable to lock drive drive id,drive id,**  
**drive id,drive id, status= acs status.**

**Explanation:** The ACSLS library function acs\_lock\_drive failed for the specified drive.

**System action:** Depends on the server function and command, library drive may be unavailable. or may be temporary unavailable in a shared library environment.

**User response:** Contact your ACS System Administrator and perform ACSLS library problem determination if the problem persists.

---

**ANR8859W Unable to lock volume volume id, status=**  
**acs status.**

**Explanation:** The ACSLS library function acs\_lock\_volume failed for the specified volume.

**System action:** Depends on the server function and command, library volume is unavailable.

**User response:** Contact your ACS System Administrator and perform ACSLS library problem determination if the problem persist.

---

**ANR8860W Volume volume id is already locked by**  
**user id.**

**Explanation:** The specified volume is already locked by other user or has a different lock id.

**System action:** Depends on the function, the volume maybe bypassed or the process maybe terminated.

**User response:** This may not be an error in a shared configuration. However, if the existing volume lock is not needed, contact your ACSLS system administrator to clear the lock the volume.

---

**ANR8861I Wait and monitor the ACSSA console**  
**message to remove volume volume id**  
**from CAP.**

**Explanation:** The specified volume is about to put into CAP for removal. Monitor the ACSSA console and removed the volume after it has been placed into the CAP as indicated in the ACSSA message.

**System action:** None.

---

**User response:** Monitor the ACSSA console and wait.

---

**ANR8862I Unable to access ACS volume *volume id*.**

**Explanation:** The specified ACSLS volume can not be accessed in the library. The possible reasons might be the volume is in use, the user is not authorized, the volume does not exist in the library.

**System action:** Depends on the server function and command, library volume is unavailable.

**User response:** Contact your ACS System Administrator and perform ACSLS library problem determination if the problem persist..

---

**ANR8863I Unlocking library *library name* volumes from the ACSLS server.**

**Explanation:** The volumes of the specified library are being unlocked from the ACSLS server.

**System action:** The operation continues. The process may take a while depends on the number of volumes in the library.

**User response:** None.

---

**ANR8864I ACSLS library *library name* is being re-initialized.**

**Explanation:** The specified ACSLS library is being re-initialized.

**System action:** The operation continues. The process may take a while depends on the number of volumes in the library. All volumes in the library are being locked.

**User response:** None.

---

**ANR8865W Volume *volume name* bypassed for command, status=*acs\_status*.**

**Explanation:** The specified volume is bypassed. The volume is not in a valid status for the specified function.

**System action:** The operation continues.

**User response:** Determine the volume status from the ACSSA and re-issue the command if necessary.

---

**ANR8866E Incompatible option REMOVE=BULK for ACSLS libraries.**

**Explanation:** The REMOVE=BULK option is not supported for ACSLS libraries. The final response of ACSAPI *acs\_eject* does not return to the application until the volume is removed from CAP.

**System action:** The command fails.

**User response:** Reissue the CHECKOUT LIBVOL command and specify REMOVE=YES or NO.

---

**ANR8867I Processing volume *volume id* for the command *command*.**

**Explanation:** The specified volume is being processed for the specified command.

**System action:** The command process continues.

**User response:** None.

---

**ANR8868E Ejecting Volume *volume name* Failed, status = *acs\_status* .**

**Explanation:** The volume is failed to be ejected from the library due to the status as indicated

**System action:** The operation continues.

**User response:** Determine the volume status from the message and do something as needed

---

**ANR8869E Command: There is already a request to update drive *drive name*.**

**Explanation:** The designated drive cannot be deleted because there is a request to update the drive already.

**System action:** The command is not processed.

**User response:** None.

---

**ANR8870E The path to the library *library name* is unavailable.**

**Explanation:** There is no path to the given library, or the path to the library is offline, or the source entity of the path to the library is offline.

**System action:** The library is inaccessible.

**User response:** Ensure that a path is defined to the library. If there is path defined to the library, make sure the path is online and the source entity of the path is also online.

---

**ANR8871I The device name *device name* specified has been changed to *device name*.**

**Explanation:** The specified device name on the DEFINE PATH or UPDATE PATH command has been changed to recommended device name.

**System action:** The command process continues.

**User response:** None.

---

**ANR8872E No path is available for drive *drive name* - could not unload volume *volume name* from drive.**

**Explanation:** There is no path to the given drive or the path to the drive is offline or the source of the path to the drive is offline. The indicated volume may be still on the drive.

**System action:** The drive is inaccessible.

**User response:** Ensure that a path is defined to the drive. If there is a path defined to the drive, make sure that the path is online and that the source of the path is also online. Run the AUDIT LIBRARY command after the problem is corrected.

---

**ANR8873E** The path from source *source name* to destination *drive name* is taken offline.

**Explanation:** There is problem using the indicated path. The path is now marked offline.

**System action:** The path is inaccessible.

**User response:** Determine the reason the path is inaccessible, such as hardware problem. Render any needed corrections. Then, the path may be made online by issuing the UPDATE PATH command with the ONLINE=YES option.

---

**ANR8874E** The type of device used by the media in element *element number of library library name* cannot be determined by the hardware. Volume is not processed.

**Explanation:** The library's mechanism for determining the type of media in a slot or EE port failed. This is usually the barcode reader or some other sensor that is part of the robotics.

**System action:** The volume is skipped by the process.

**User response:** Determine the reason the library could not determine the media type, such as deteriorated barcode, scanner failure, or other hardware problem as determined by system engineer. If the barcode label is replaced on a private volume containing data, it must be with a label having the volume name. Scratch volumes or empty private volumes can be replaced with any barcode but they must be re-labeled if the barcode name changes.

---

**ANR8875E** An illegal move was attempted involving the media in element *element number of library library name*. Its type is incompatible with the destination element *element number*.

**Explanation:** The server tried to move one type of volume into a drive or slot of another type that is incompatible. This is most likely because another volume has taken its slot, or the server's information for this volume has otherwise been corrupted.

**System action:** The process fails.

**User response:** Issue the AUDIT LIBRARY command, and retry the operation.

---

**ANR8876E** The media in element *element number of library library name* is a cleaner.

**Explanation:** The library hardware has determined that the media in the stated slot is a cleaner cartridge. It cannot be processed by the CHECKIN command without the STATUS=CLEANER parameter, and it cannot be labeled by the LABEL command.

**System action:** The process skips the media, or if it is the only media being processed the process fails.

**User response:** Issue the AUDIT LIBRARY command, and retry the operation.

---

**ANR8877E** Volume *volume name* is incompatible type with device class *devclass name* in library *library name*.

**Explanation:** An attempt has been made to service a mount request, but the attempt fails because the media type of the cartridge being mounted is not compatible with the devclass requesting the mount. This is usually a conflict between WORM and Read-Write characteristics.

**System action:** The operation fails.

**User response:** If this is not a 3592 device or media, The volume was probably not checked in with the CHECKLABEL=YES parameter of the CHECKIN command. Check the volume out (the REMOVE=NO may be useful) and check the volume back into the library with this parameter to ensure that the mediatype is determined and saved. If this is a 3592 device or media, the volume probably has an incorrect barcode label indicating that it had the wrong WORM property. The label needs to be swapped for the opposite WORM type (e.g. WORM to non-WORM or non-WORM to WORM) or simply removed entirely from the library.

---

**ANR8878E** Failed to close the remote library *library name (device name)*.

**Explanation:** An attempt to close a remote Library device attached to a NAS File Server failed.

**System action:** The operation fails.

**User response:** Examine previous messages for additional information regarding the specified library.

---

**ANR8879E** Failed to close the SCSI session for the remote library *library name(device name)*.

**Explanation:** An attempt to close a SCSI session for a remote Library device attached to a NAS File Server failed.

**System action:** The operation fails.

**User response:** Examine previous messages for additional information regarding the specified library.

---

**ANR8880W** Device type of drive *Drive name* in library *Library name* was determined to be GENERIC\_TAPE.

**Explanation:** The device type of a drive is determined when the path for that drive is defined. If the wrong device file was used in the device parameter of DEFINE PATH the device type of the drive will often be GENERIC\_TAPE. If you are using the or the IBM tape device driver, then you should not have a device type of GENERIC\_TAPE. You should only have a device type of GENERIC\_TAPE if you are using the native OS device driver.

**System action:** None.

**User response:** Verify that GENERIC\_TAPE is the desired device type for this drive. While the device type GENERIC\_TAPE is valid, it is often a mistake, and thus, should be verified that it is the intended device type. If GENERIC\_TAPE is not the intended device type, all paths for this drive and the drive itself will have to be deleted and redefined.

---

**ANR8881W** Insufficient space for new volume in directory *directory* for device class *device class name*.

**Explanation:** The server found that the indicated directory had insufficient space in which to create a new volume.

**System action:** Other directories available to the device class are used, if any. If no directories with space are available, the operation fails. This message is issued periodically as requests are made for space in this directory.

**User response:** The file system must be expanded to accommodate volume growth.

---

**ANR8882I** Request number: Please provide the label name for the volume in drive *drive name* of library *library name* by issuing REPLY n LABEL=xxx within time limit minutes, where n is the request ID and xxx is the desired label name.

**Explanation:** A mount is in progress with AUTOLABEL, and the name of the volume is needed.

**System action:** The server waits until a REPLY command is issued.

**User response:** Issue a REPLY command, along with the request ID, and the volume name for the cartridge.

---

**ANR8883W** The volume *volume name* in slot *element number* is in the library *library name* but not in the IBM Spectrum Protect's inventory database. Please either check in this volume or remove it from the library.

**Explanation:** .

**System action:** .

**User response:** The Audit Library command found this volume in this library but they are not in IBM Spectrum Protect's inventory database. This volume can be either checked in or removed from this library.

---

**ANR8884W** Attempted to label a written WORM medium in the drive *drive name* with volume *volume name* (OP=*internal code*, Error Number=*internal code*, CC=*internal code*, KEY=*internal code*, ASC=*internal code*, ASCQ=*internal code*, SENSE=*sense data*, Description=*error description*). Refer to the IBM Spectrum Protect documentation on I/O error code descriptions.

**Explanation:** An I/O error has occurred while labeling on the written WORM medium.

**System action:** The operation fails.

**User response:** Ensure the WORM medium in the drive is not a written WORM medium.

---

**ANR8885W** The device type of drive *Device Name* is determined to be GENERICTAPE.

**Explanation:** You have specified GENERICTAPE=Yes when defining a path to this drive. The tape drive is supported and we recommend using with the IBM Spectrum Protect tape format instead of the generic tape format. To use the IBM Spectrum Protect tape format, do not specify GENERICTAPE=Yes when defining a path to the drive.

**System action:** None.

**User response:** Verify that GENERICTAPE is the desired device type for this drive. While the GENERICTAPE device type is valid, it is not recommended for a tape drive that is supported by the IBM Spectrum Protect server. If GENERICTAPE is not the intended device type, delete all paths to this drive and delete the drive itself. Then redefine the drive and a path without specifying GENERICTAPE=Yes.

---

**ANR8886E** Element address mismatch: Element *element number* of library *library name* is reported by the library to be element *element number*.

**Explanation:** The library configuration appears to have changed. Verify that no other management interfaces are modifying the library inventory.

**System action:** None.

**User response:** Examine previous messages for additional information regarding the specified volume

and the command that was issued. Retry the operation. It may be necessary to audit the library using the AUDIT LIBRARY command

---

**ANR8887E** Volume *volume name* in the drive *drive name* has incompatible block size.

**Explanation:** The drive cannot read the label or data from the volume. This issue can be attributed to a different data block size set to this volume.

**System action:** The operation fails.

**User response:** If this issue appears during the tape label operation, this tape might be already labeled by the third-party application. In this case, this error can be ignored. If this issue appears during a normal read data operation, check the tape device driver and ensure that the correct version of the device driver is installed.

---

**ANR8888W** The persistent reserve key for the device *drive name* with the serial number *drive serial number* is cleared.

**Explanation:** The server is unable to preempt this device with the persistent key of the IBM Spectrum Protect server. Therefore, the server clears this key, which is set to this device.

**System action:** N/A

**User response:** Check the SAN configuration, ensure that this device is used by the IBM Spectrum Protect server.

---

**ANR8889E** Volume *volume name* in drive *drive name* in library *library name* does not have a standard IBM label.

**Explanation:** The volume label is in ASCII format, but the IBM Spectrum Protect server can read only EBCDIC format.

**System action:** The server rejects the volume.

**User response:** To use the specified volume with the server, you must overwrite the label in EBCDIC format. Take the appropriate action: - For a non-WORM tape volume, issue the LABEL LIBVOLUME command. Alternatively, issue the DEFINE LIBRARY command for the tape volume and specify AUTOLABEL=OVERWRITE. - For a WORM tape volume, issue the LABEL LIBVOLUME command. Restriction: A WORM tape volume can be relabeled only if it is a scratch volume.

---

**ANR8890E** The label for WORM volume *volume name* in drive *drive name* does not comply with IBM standards.

**Explanation:** The label has only an HDR1 block and lacks other required blocks. The label also includes two file marks. Because the label does not comply with IBM

standards, operations to restore data to the volume will fail.

**System action:** The server can back up data from the volume. However, the server cannot restore data to the volume.

**User response:** To use the specified volume with the server, you must overwrite the label with a new label in IBM standard format. Relabel the volume by issuing the LABEL LIBVOLUME command. Restriction: A WORM tape volume can be relabeled only if it is a scratch volume.

---

**ANR8901E** Command: Incompatible options STATUS=CLEANER and CHECKLABEL=YES.

**Explanation:** Cleaner cartridges do not have internal labels that can be checked by loading them into the drive.

**System action:** The command fails.

**User response:** Reissue the CHECKIN LIBVOL command and include the parameter, CHECKLABEL=BARCODE (with SEARCH=YES specified), or include the parameter CHECKLABEL=NO (with the required volume name specified in the CHECKIN command).

---

**ANR8902W** Unable to read the barcode of cleaner cartridge in slot-id *Element number of slot* in library *library name*; cleaner not checked in.

**Explanation:** The library barcode reader is unable to read the label of a cartridge that is checked in as a cleaner. The cartridge is found in the slot with the given element number.

**System action:** The cartridge is not checked in. If the library is being searched, the checkin process continues with the next volume.

**User response:** Examine the cartridge to ensure it has a barcode label and that it is compatible with the barcode reader. Not all vendors' labels are readable by all libraries. Check that the barcode reader is configured and is functioning properly. The cleaner cartridge can be checked in without use of the barcode label by issuing the CHECKIN LIBVOL command.

---

**ANR8903E** Command: Missing CLEANINGS parameter for cleaner cartridge checkin.

**Explanation:** When checking in a cleaner cartridge, the CLEANINGS parameter is required.

**System action:** The command fails.

**User response:** Reissue the CHECKIN LIBVOL command and specify a value for the CLEANINGS parameter which is used to determine the number of

times a cleaner can be mounted to clean a drive.

---

**ANR8904I** *Command: Cleaning operation for drive drive name in library library name started as process process ID.*

**Explanation:** A command-driven process is started to clean the specified drive. The process is assigned the ID that is in the message.

**System action:** In response to the CLEAN DRIVE command that is issued by an administrator, the server starts a background process to perform the operation.

**User response:** To obtain status on the process, issue the QUERY PROCESS command. The process may be canceled with the CANCEL PROCESS command.

---

**ANR8905I** *CLEAN DRIVE process for drive drive name in library library name is been canceled.*

**Explanation:** A background server process is has been working to clean the specified drive and is canceled by the CANCEL PROCESS command.

**System action:** The cleaning process is ended.

**User response:** None.

---

**ANR8906I** *Cleaning drive drive name in library library name.*

**Explanation:** In response to a QUERY PROCESS command, this message displays the status for a CLEAN DRIVE process on the server. The given volume is being checked in to the designated library.

**System action:** The background process operation continues. The process may be canceled by an authorized administrator using the CANCEL PROCESS command.

**User response:** None. The process may be canceled by an authorized administrator using the CANCEL PROCESS command.

---

**ANR8907E** *CLEAN DRIVE for drive drive name in library library name failed.*

**Explanation:** The background process for a CLEAN DRIVE fails.

**System action:** The background process ends, but the drive is not cleaned.

**User response:** Make sure the library and drive devices associated with this command are powered on and ready. Reissue the command.

---

**ANR8908I** *CLEAN DRIVE for drive drive name in library library name completed successfully.*

**Explanation:** The specified drive is successfully cleaned in the library during processing of a CLEAN DRIVE command.

**System action:** The drive is available for normal library operations.

**User response:** None.

---

**ANR8909I** *Cleaning drive drive name in library library name- CANCEL PENDING.*

**Explanation:** In response to a QUERY PROCESS command, this message displays the status for a CLEAN DRIVE process on the server.

**System action:** The background process operation is terminated.

**User response:** None.

---

**ANR8910I** *No cleaner, or no cleaner with cleanings left, found in library library name.*

**Explanation:** A drive is selected to be loaded with a cleaner cartridge, but no cleaner, or cleaner with cleanings left, is found in the library's inventory.

**System action:** The drive is available for normal library operations.

**User response:** A cleaner should be checked in to the library by issuing the CHECKIN LIBVOL command.

---

**ANR8911W** *The cartridge in storage element slot element address in library library name is not a cleaner cartridge as was expected.*

**Explanation:** The cartridge is listed in the library's inventory with a cleaner volume status. After loading the cartridge in the specified storage cell into a drive for cleaning, it is determined that it is not a cleaner cartridge.

**System action:** The drive is available for normal library operations.

**User response:** Verify all other cleaner cartridges are in the correct storage cells. Issue the QUERY LIBVOLUME command to obtain the storage cells of all the cartridges currently checked into IBM Spectrum Protect. The cartridge should be checked out of the library by issuing the CHECKOUT LIBVOL command if the cartridge is still listed in the library's inventory with a cleaner volume status. If necessary a cleaner cartridge should be checked in to replace it.

---

---

**ANR8912E**    **Unable to verify the label of volume from slot-element *element-address* in drive *drive name* in library *library name*.**

**Explanation:** The volume from the slot that is identified by the element address is loaded into a drive. The drive cannot be opened following the load. The label cannot be read to process the volume.

**System action:** The volume is stored, and processing continues with the next available slot.

**User response:** Check the system error logs for errors reported by the drive that are related to this volume. Make sure that the cartridge is not a cleaner cartridge that would have been loaded by mistake. If the cartridge is a cleaner, issue the QUERY LIBVOL command to get the correct storage slot for the cleaner and move the cleaner to that slot. If the cleaner is not in the library's inventory, use the CHECKIN LIBVOL to check the cleaner in. During Audit Library, remove the bad volume from the reported slot and run Audit Library again.

---

**ANR8913I**    **Drive *drive name* in library *library name* is currently busy; Cleaning flag is set and will be cleared when the drive has been successfully cleaned.**

**Explanation:** A background process to clean the drive is unable to acquire the drive because the drive is busy.

**System action:** The background process operation completes. The drive cleaning flag is set and will be cleaned.

**User response:** None.

---

**ANR8914I**    **Drive *drive name* in library *library name* needs to be cleaned.**

**Explanation:** The drive has returned indicating to the server that it needs to be cleaned.

**System action:** The server marks the drive to be cleaned. If the drive is enabled for server-managed cleaning, and a cleaner cartridge is checked into the library, the server will load the cleaner into the drive after the current volume is dismounted. See the DEFINE DRIVE and QUERY DRIVE commands for information on enabling server-managed cleaning. See the CHECKIN LIBVOL command for checking a cleaner into the library.

**User response:** None.

---

**ANR8915I**    **Cleaning cartridge *cleaner name* in library *library name* is near end of life; has *cleanings left* uses left.**

**Explanation:** A cleaner cartridge is found and used, but its number of uses it has left is nearly exhausted.

**System action:** The cleaning operation continues.

**User response:** As the cleaner is used, monitor the number of cleanings that remain with the QUERY LIBVOL command. Remove the cleaner when all cleanings are exhausted. A new cleaner may be checked in so that the library is not left without a useful cleaner when the old cleaner is exhausted.

---

**ANR8916I**    **Drivemapping for drive *Drive name* in library *library name* on storage agent *storage agent name* defined.**

**Explanation:** A drive mapping has been successfully defined for the specified drive.

**System action:** The drivemapping is defined and recorded in the database.

**User response:** None.

---

**ANR8917I**    **Drive mapping for drive *Drive name* in library *library name* on storage agent *storage agent name* updated.**

**Explanation:** An UPDATE DRIVEMAPPING request has been successfully processed for the given drive.

**System action:** The server updates its information about the drive mapping.

**User response:** None.

---

**ANR8918I**    **Drive mapping for drive *Drive name* in library *library name* on storage agent *storage agent name* deleted.**

**Explanation:** The drive mapping for the specified storage agent, library, and drive has been deleted successfully.

**System action:** The drive mapping is deleted.

**User response:** None.

---

**ANR8919I**    **Initialization and recovery has started for shared library *library name*.**

**Explanation:** The shared library has started to initialize or recover to resynchronize the library manager and library client.

**System action:** None.

**User response:** This process should resynchronize all of the drives that are currently being used by this library client. This process might also start after a communication error or if the library client has not been able to verify drive status with the library manager.

---

**ANR8920I Initialization and recovery has ended for shared library *library name*.**

**Explanation:** Initialization or recovery has ended the library manager and library client should be synchronized.

**System action:** None.

**User response:** The drives previously owned by the library client should now indicate they are free on the library manager. Verify this with the QUERY DRIVE command on the library manager. If ownership of the drives is still in question restart the library client and library manager.

---

**ANR8921E Unable to start library polling thread.**

**Explanation:** Library sharing requires that this polling thread starts. This thread keeps the library manager and library client synchronized with regards to drive ownership. These thread are started when the library is defined or when the server is first initialized.

**System action:** None.

**User response:** Since the polling thread did not start, the user must restart the server in order for library sharing to correctly work. Failure to restart the server and get these polling services running can cause unusual results for library clients.

---

**ANR8922I A device class for library *library name* was not found.**

**Explanation:** A library client request a mount operation to be performed by the library manager. The library manager is missing a device class definition for that library.

**System action:** None.

**User response:** Define a device class for the library using the DEFINE DEVCLASS command.

---

**ANR8923I Dismount failed because drive *drive name* in library *library name* is not currently owned by *drive owner name*.**

**Explanation:** A library client attempted to dismount a drive that was not currently owned by the library client.

**System action:** None.

**User response:** None.

---

**ANR8925W Drive *drive name* in library *library name* has not been confirmed for use by server *server name* for over *elapsed time* seconds. Drive will be reclaimed for use by others.**

**Explanation:** The library server was unable to contact

the library client for the given interval to verify that the library client is still using the drive. At this point the error recovery logic of the library manager will reclaim the drive (including dismounting the client's volume if possible) and allow other to use the drive.

**System action:** None.

**User response:** Verify that the library client with the above server name is still running. Verify that the sessions have not been disabled and the network is still working between the two host machines. Verify that the server definition (QUERY SERVER) on both the library manger and the library client are correct.

---

**ANR8926W An Error was encountered while confirming the use of drive *drive name* in shared library *library name*.**

**Explanation:** The library client was unable to confirm the usage of the drive to the with the library manager.

**System action:** None.

**User response:** Verify that the sessions have not been disabled and the network is still working between the two host machines. Verify that the server definition (QUERY SERVER) on both the library manger and the library client are correct.

---

**ANR8927W This library client has been unable to contact the library manager for *elapsed time* seconds. Releasing ownership of all drives in the shared library *library name*.**

**Explanation:** The library client was unable to confirm the usage of the drive with the library manager. The library client will now dismount all volumes that it currently owns.

**System action:** None.

**User response:** Verify that the sessions have not been disabled and the network is still working between the two host machines. Verify that the server definition (QUERY SERVER) on both the library manger and the library client are correct.

---

**ANR8928W Library *library name* specified for shared file device class *device class name* was not defined as shared. The device class will not be shareable unless the library is updated.**

**Explanation:** A pre-existing library was specified for a new shared file device class. However, files in the device class cannot be shared unless the library is also shared.

**System action:** None.

**User response:** Issue the UPDATE LIBRARY libname SHARED=YES command to make the library shared.



---

**ANR8929E** Library *library name* specified for shared file device class *device class name* was not defined as a FILE library.

**Explanation:** A pre-existing library was specified for a new shared file device class. However, the existing library was not created with the LIBTYPE=FILE parameter.

**System action:** None. The device class is not created.

**User response:** Specify a library name that was created with the LIBTYPE=FILE and SHARED=YES parameters, or specify a library name which does not exist, in which case, the library will be created. You can also not specify the LIBRARY parameter, a library name will be created.

---

**ANR8930W** An attempt to define *drives to create* drives failed for library *library name*. The device class has a mount limit of *mount limit* but the number of drives in the associated library is less than the mount limit.

**Explanation:** When a shared device class is created or updated, an attempt is made to define additional file drives in the associated library up to the mount limit, if the number of drives is less than the mount limit. One or more failures occurred in defining additional drives. The number of drives does not correspond to the mount limit for the associated device class. This can cause resource balancing problems between the server and storage agents.

**System action:** The server continues operation.

**User response:** Use the QUERY DRIVE command to get the names of the drives associated with the library. Use the QUERY DEVCLASS deviceclass F=D command to find the mount limit of the associated device class. Use the DEFINE DRIVE command along with the DEFINE PATH command for this new drive with DEVICE=FILE to define additional drives in the file library to match the mountlimit of the associated device class.

---

**ANR8931W** An attempt to delete *drives to delete* drives failed for library *library name*. The device class has a mount limit of *mount limit* but the number of drives in the associated library is greater than the mount limit.

**Explanation:** When a shared device class is updated and the number of drives in the associated library is greater than the mount limit of the device class, an attempt is made to delete drives so that there are as many drives as the mount limit. One or more failures occurred in deleting drives. The number of drives does not correspond to the mount limit for the associated device class. This can cause resource balancing problems between the server and storage agents.

**System action:** The server continues operation.

**User response:** Use the QUERY DRIVE command to get the names of the drives associated with the library. Use the QUERY DEVCLASS deviceclass F=D command to find the mount limit of the associated device class. Use the DELETE DRIVE command to delete drives until the number of drives in the library corresponds to the device class's mount limit.

---

**ANR8932W** The drive map for server *servername*, library *library name*, drive name *drive name* has directory *directory* which is different than other drive maps for drives within the same library.

**Explanation:** A shared file was about to be created. In doing so, it was determined that there are differing definitions for the directories associated with the drive maps between the indicated drive map and other drive maps for drives in the same library. This could cause data to be written in unanticipated locations or may prevent data from being written.

**System action:** The server continues operation using the indicated directory.

**User response:** Use the QUERY DRIVEMAP command with the F=D parameter to list the directories associated with drive maps for drives in the indicated library and ensure that the directories are correct and identical. Use the UPDATE DRIVEMAP command to update any incorrect directory entries.

---

**ANR8933W** File *volumename* in library *library* does not exist in the expected directory.

**Explanation:** A FILE volume was being dismounted from a file drive. The file does not exist in the directory in which it was expected to be found.

**System action:** The server continues operation.

**User response:** It is possible that a drive mapping is incorrect and that a storage agent is using a valid, but different directory than that of the server. In this case, the storage agent can access the file, but the server cannot. Use the QUERY PATH command with the F=D parameter to list the directories associated with drive maps for drives in the indicated library and ensure that the directories are correct and identical. Use the UPDATE PATH command to update any incorrect directory entries. To move the file into the correct directory, use the Windows move command or the Unix mv command, depending on your platform.

---

**ANR8934W** File *volumename* in library *library* associated with device class *device class* could not be inserted into the library inventory.

**Explanation:** A FILE volume was being inserted into the library inventory. The file was not found in the

directory associated with the device class that references the library. However, an entry for the indicated file name is already in the library inventory.

**System action:** The server continues operation.

**User response:** It is possible that a drive mapping is incorrect and that a storage agent is using a valid, but different directory than that of the server. In this case, the storage agent can access the file, but the server cannot. Use the QUERY DRIVEMAP command with the F=D parameter to list the directories associated with drive maps for drives in the indicated library and ensure that the directories are correct and identical. Use the UPDATE DRIVEMAP command to update any incorrect directory entries. To move the file into the correct directory, use the Windows move command or the Unix mv command, depending on your platform.

---

**ANR8935E A compatible device class for shared library *library name* on server *server name* was not found.**

**Explanation:** The library client server has a device class definition that is not compatible with the device class definition on this server. The device type and recording format need to be the same on both servers or one of the servers can have a device type of generic tape.

---

**ANR8936W The path conversion of drive *drive name* in library *library name* with device name *device name* failed. UPDATE DRIVE required.**

**Explanation:** During the initialization of a library, the server finds that the drive path was removed.

**System action:** The drive will not be accessible by the library during tape operations.

**User response:** The drive may be made accessible by issuing the UPDATE DRIVE command with the DEVICE= option.

---

**ANR8937W The device name for drive *drive name* in library *library name* is missing. UPDATE DRIVE required.**

**Explanation:** The device name for a drive was found to be missing.

**System action:** The drive will not be accessible by the server for tape operations.

**User response:** The drive may be made accessible by issuing the UPDATE DRIVE command with the DEVICE= option.

---

**ANR8938E Initialization failed for Shared library *library name*; will retry within *delay time* minute(s).**

**Explanation:** The initialization process for the given library has failed. It will be retried automatically in the specified time.

**System action:** The initialization will be retried later.

**User response:** Ensure that the library manager server is running, and the library is initialized.

---

**ANR8939E The adapter for tape drive *drive name* cannot handle the block size needed to use the volume.**

**Explanation:** The adapter cannot read and write the block size need for the volume because the MAXIMUMSGLIST parameter of the adapter is set to less than hex 41.

**System action:** The volume will not be mounted in the drive.

**User response:** The adapter must be updated to handle a larger block size. The setting is usually MAXIMUMSGLIST in the Windows registry under:

HKEY\_LOCAL\_MACHINE->SYSTEM->Current Control Set->Services->{vendor device name}->Parameters->Device

Note that "{vendor device name}" should be substituted with the name of the vendors device. For example, the Qlogic 2200 would use "Ql2200" for the respective vendor device name.

MAXIMUMSGLIST should be set to hex 41 to work properly with IBM Spectrum Protect.

You can also run the DSMMAXSG utility to set the MaximumSGList value to 0x41(65) for all HBAs.

For additional information, see the HBA documentation or contact the vendor for the HBA.

For additional questions, contact IBM support.

---

**ANR8940E Path definition for file drive *drive name* in library *library name* for server *server* or storage agent *name* does not have a matching directory in the device class directory attribute for volume *volume name*.**

**Explanation:** A library client or storage agent requested a mount of a file volume in a drive that is contained in a file library but the path definition does not contain a matching directory name. There must be a matching directory in the PATH definition for each drive in a file library and the corresponding directories in the device class associated with the library. The directories in the PATH definition must point to the same storage as those of the device class definition,

from the perspective of the specific server or storage agent. The list of directories must have entries for each directory in which file volumes are to be read or written by the specified server or storage agent.

**System action:** The operation will fail.

**User response:** Ensure that DIRECTORY attribute of the above path definition contains matching directories for each of the directories in the server's device class definition.

**ANR8941W** The volume from slot-element *element-address* in drive *drive name* in library *library name* is blank.

**Explanation:** The volume in the slot is not labeled and is blank.

**System action:** The volume is skipped, and processing continues with the next available slot. If the volume is checked in, it is removed from the inventory.

**User response:** Label the volume using LABEL LIBVOL, and check it in using CHECKIN LIBVOL.

**ANR8942E** Could not move volume *volume name* from slot-element *element-address* to slot-element *element-address*.

**Explanation:** Could Not move volume from slot to slot.

**System action:** Move volume operation failed.

**User response:** Check previous error messages related to this operation for more information. If the recommended actions from other error messages do not resolve the situation (or there are no other errors messages), issue the AUDIT LIBRARY command to detect and remedy inconsistencies in the library inventory. This command restores the library volume inventory to a consistent state with the volumes that physically reside in the library. After the AUDIT LIBRARY command completes, if the volume is not in the library inventory, it will need to be checked back into the library with the CHECKIN LIBVOLUME command.

**ANR8943E** A hardware or media error occurred during an operation on library *library name* (OP=*internal code*, CC=*internal code*, KEY=*internal code*, ASC=*internal code*, ASCQ=*internal code*, SENSE=*sense data*, Description=*error description*). Refer to the IBM Spectrum Protect documentation on I/O error code description.

**Explanation:** A hardware or media error occurred during an operation on the specified library.

**System action:** The operation fails.

**User response:** Ensure that the DEVICE parameter that is associated with the library is identified correctly in the DEFINE PATH command and that the library device is turned on and ready. If the library has an access door, make sure it is closed. If a cleaning threshold is exceeded for a tape drive in this library, clean the tape drive. For more information about the values of the KEY, ASC, and ASCQ fields, see the library and drive reference manuals.

**ANR8944E** Hardware or media error on drive *drive name* with volume *volume name* (OP=*internal code*, Error Number=*internal code*, CC=*internal code*, KEY=*internal code*, ASC=*internal code*, ASCQ=*internal code*, SENSE=*sense data*, Description=*error description*). Refer to the IBM Spectrum Protect documentation on I/O error code descriptions.

**Explanation:** A hardware or media error has occurred while operating on the specified drive.

**System action:** The operation fails.

**User response:** Ensure that the DEVICE parameter associated with the drive was identified correctly in the DEFINE PATH command and that the drive is currently powered on and ready. The drive reference manual usually contains tables that explain the values of the KEY, ASC, and ASCQ fields.

**ANR8945W** Scratch volume mount failed *volume name*.

**Explanation:** Scratch volume mount failed.

**System action:** Scratch volume mount operation failed.

**User response:** None.

**ANR8946W** There were more labels in the vollist than volumes available to label.

**Explanation:** Label Libvolume command still finishes without error, but the last labels provided were not used. Labeling finished when there were no more volumes available.

**System action:** All available volumes were labeled, but additional volume names were not utilized from the vollist.

**User response:** None.

**ANR8947W** There were less labels in the vollist than volumes available.

**Explanation:** Label Libvolume command still finishes without error, but volumes are left unlabeled.

**System action:** Additional volumes were left unlabeled.

**User response:** None.

---

**ANR8948S**    **Device *device*, volume *volume name* has issued the following Critical TapeAlert:**  
*alertmessage*

**Explanation:** The specified device while loaded with the named volume has issued a TapeAlert critical message. This message is a feature of the hardware and is from the device, not the IBM Spectrum Protect server. It is surfaced at the termination of the current operation but is independent of the operation.

**System action:** The operation may or may not fail, depending on other error indications such as check conditions from the device. The TapeAlert message does not by itself indicate failure. See other messages related to the device or volume in the activity log.

**User response:** Proper response may be indicated in the text of the TapeAlert. The context of the TapeAlert may need to be determined from other activity log messages in order to follow its recommendations.

---

**ANR8949E**    **Device *device*, volume *volume* has issued the following Critical TapeAlert:**  
*alertmessage*

**Explanation:** The specified device regardless loaded or not without the named volume has issued a TapeAlert critical message. This message is a feature of the hardware and is from the host interface, not the IBM Spectrum Protect server. It is surfaced at the termination of the current operation but is independent of the operation.

**System action:** The operation will fail. The TapeAlert message does not by itself indicate failure. See other messages related to the device or volume in the activity log.

**User response:** Proper response may be indicated in the text of the TapeAlert. The context of the TapeAlert may need to be determined from other activity log messages in order to follow its recommendations.

---

**ANR8950W**    **Device *device*, volume *volume* has issued the following Warning TapeAlert:**  
*alertmessage*

**Explanation:** The specified device without the volume name has issued a TapeAlert Warning message. This message is a feature of the hardware and is from the device, not the IBM Spectrum Protect server. It is surfaced at the termination of the current operation but is independent of the operation.

**System action:** The operation will fail. See other messages related to the device or volume in the activity log.

**User response:** Proper response may be indicated in the text of the TapeAlert. The context of the TapeAlert may need to be determined from other activity log messages in order to follow its recommendations.

---

**ANR8951I**    **Device *device*, volume *volume* has issued the following Information TapeAlert:**  
*alertmessage*

**Explanation:** The specified device while loaded with the named volume has issued a TapeAlert information message. This message is a feature of the hardware and is from the device, not the IBM Spectrum Protect server. It is surfaced at the termination of the current operation but is independent of the operation.

**System action:** The operation may or may not fail, depending on other error indications such as check conditions from the device. The TapeAlert message does not by itself indicate failure. See other messages related to the device or volume in the activity log.

**User response:** Proper response may be indicated in the text of the TapeAlert. The context of the TapeAlert may need to be determined from other activity log messages in order to follow its recommendations.

---

**ANR8952E**    **Library serial number does not match that defined for library name .**

**Explanation:** The serial number defined for the specified library does not match the serial number discovered. The pending operation will fail.

**System action:** The library is taken offline when the mismatch is discovered. Verify the serial number and the device name for the library against those defined. If they do not match, the definitions for the library are incorrect and need updated. Once the serial number is updated, the library will be brought back online.

**User response:** Update the serial number or device name for the specified library with the correct values.

---

**ANR8953I**    **Library *library name* with serial number *serial number* is updated with the newly discovered serial number *serial number*.**

**Explanation:** The serial number for the library defined does not match with the serial number discovered. The newly discovered serial number will replace the existing definition for this library since autodetect is on.

**System action:** The existing serial number for the specified library is replaced by the newly discovered serial number.

**User response:** None.

---

**ANR8954E** Failed to obtain a path for drive *drive name* for library *library name*.

**Explanation:** An attempt to acquire a path for the drive failed. This most likely means that a path is not defined for this drive.

**System action:** The operation fails.

**User response:** Ensure that a path is defined for this drive. If one is defined, make sure it is defined correctly with the correct source and destination type. If the drive is in a shared FILE library:

Ensure that the number of paths defined for the storage agent is the same as the number of drives within the library.

Ensure that the directories are correct in the server device-class definition and the storage-agent path definitions.

Ensure that the number and order of directories for each path for the storage agent is the same as the number and order of directories in the device-class directory definition.

---

**ANR8955I** Drive *drive name* in library *library name* with serial number *serial number* is updated with the newly discovered serial number *serial number*.

**Explanation:** The serial number for the drive defined does not match with the serial number discovered. The newly discovered serial number will replace the existing definition for this drive since autodetect is on.

**System action:**

**User response:** None.

---

**ANR8956E** Serial number defined for library *library name* does not match the discovered serial number.

**Explanation:** The serial number for the library defined does not match the serial number discovered due to autodetect is set to NO. The pending operation will fail.

**System action:** A mismatch between the serial number for library and the newly discovered serial number is detected.

**User response:** Update the serial number for the specified library with the correct values.

---

**ANR8957E** Command: The serial number reported by the library did not match the serial number in the library definition.

**Explanation:** The serial number of the library in the database did not match the serial number of the library found using the device special file specified. UPDATE PATH cannot be used to change libraries, and thus, the new device must have the same serial number as

stored in the database unless the serial number in the database is empty.

**System action:** The command is not processed.

**User response:** Reissue the command, and specify a valid DEVICE parameter value. If this is a new or different library with a different serial number, a new library and path should be defined with DEFINE LIBRARY and DEFINE PATH.

---

**ANR8958E** Command: Autodetect is OFF and the serial number reported by the drive did not match the serial number in the drive definition.

**Explanation:** An invalid value has been provided for the specified parameter.

**System action:** The command is not processed.

**User response:** Reissue the command, and specify a valid parameter value.

---

**ANR8959W** Path to the library or the device does not exist.

**Explanation:** A path to the library or the device does not exist yet.

**System action:** This may not be an error.

**User response:** None.

---

**ANR8960I** Command: The display of Tape Alerts from SCSI devices is *status*.

**Explanation:** Whether the status of Tape Alerts from SCSI devices will be display.

**System action:** The command is processed.

**User response:** None.

---

**ANR8961E** Serial number defined for library *library name* and drive *drive name* is blank and does not match the discovered drive serial number *serial number*.

**Explanation:** A device has been swapped and we are not able to get the new path.

**System action:** .

**User response:** None.

---

**ANR8962E** Unable to find path to match the serial number defined for library *library name*.

**Explanation:** Either a device has hardware problems or a device path has been changed and the IBM Spectrum Protect server cannot find the new path with the SAN Discovery option set to ON.

**System action:** .

**User response:** None.

---

**ANR8963E** Unable to find path to match the serial number defined for drive *drive name* in library *library name*.

**Explanation:** A device may have hardware problems or a device path may have been changed and the IBM Spectrum Protect server cannot find the new path with the SAN Discovery option set to ON. The IBM Spectrum Protect server cannot get device information when it cannot open the device. Therefore, the IBM Spectrum Protect server cannot validate the drive serial number to see if this drive with the failed open operation is the same drive as it previously used. The causes of this failed open device may be a bad cable, a bad drive or a bad HBA card. However, if an incorrect drive is used (for example, an incorrect device path) and with the SAN discovery option set to OFF or UNSCANNEDPATHOFF, the IBM Spectrum Protect server will not search the SAN environment to get a proper device.

**System action:** The IBM Spectrum Protect server may mark this device offline for SAN Discovery option ON or UNSCANNEDPATHOFF.

**User response:** Users should check the IBM Spectrum Protect server option file first. If SAN discovery option is set to OFF or UNSCANNEDPATHOFF, set it to ON and check for hardware errors on the device. If the SAN discovery option is set to ON, then check the device to see if there is a hardware problem.

---

**ANR8964W** Unable to update the path in the database *path source name* and drive *drive name*.

**Explanation:** The system is not able to update the path information in the database.

**System action:** .

**User response:** None.

---

**ANR8965W** The server is unable to obtain the serial number of the SCSI device *device name*.

**Explanation:** The server cannot detect a device serial number from the HBA API or the device itself, so the server is not able to automatically correct the path for the device.

**System action:** Server operation continues.

**User response:** Verify the following:

- The device name in the path definition is correct.
- The correct version of the HBA API is installed to the system.
- The SAN discovery option is set to ON in the options file.

---

**ANR8966E** Cannot get device number for the drive *drive name*.

**Explanation:** The server is unable to obtain the device number for the specified drive. This could occur if an invalid device name is specified for the drive or if there is hardware errors.

**System action:** The drive is temporarily made offline and is not used for tape operations. The server polls the drive at one-half minute intervals to check if the condition has cleared. Once the drive is accessible again, the drive is brought online.

**User response:** Determine the reason the drive is inaccessible, such as hardware errors reported in the system logs or an invalid device name was specified for the drive. Render any needed corrections to the drive. The drive will be brought online automatically when the polling process detects that it has become accessible.

---

**ANR8967E** Command: The drive serial conflicts with an existing drive in library *library name*.

**Explanation:** The serial number already exists in the drives in the given library.

**System action:** The command is not processed.

**User response:** Specify a valid serial parameter for this drive.

---

**ANR8968E** Unable to create path for device *device*.

**Explanation:** An attempt to contact the drive with a given device name failed. This probably means the device name is incorrect, but this attempt can also fail for other reasons.

**System action:** Operation failed.

**User response:** The device parameter is probably not valid. This could be temporary, but not necessarily. If this occurs while upgrading from IBM Spectrum Protect Version 4.1 or previous (where paths were not used), then the drive needs to be deleted, redefined, and a new path needs to be defined with a valid device parameter. If this occurs on an IBM Spectrum Protect server that already has paths (Version 4.2 or higher), then just update the drive to online. The device parameter on the drive path can also be updated before the drive is turned online, if you know the device parameter should be changed.

---

**ANR8969E** The owner of volume *Volume name* can not be updated to owner *Owner name*.

**Explanation:** A command was issued updating ownership of a volume. The owner of this particular volume can not be changed.

**System action:** The command is not processed.

**User response:** None.

---

**ANR8970E** Unable to open special file *specialfile* for tracing parameter device driver; errno = *errno*.

**Explanation:** The special file created by the device driver for tracing purposes could not be opened by the server. This file should be created when the device driver is configured on the system

**System action:** Device driver tracing could not be started.

**User response:** Make sure that the special file exists and can be accessed by the server. If the device driver has not been completely configured and special files created for all devices, do so. The device driver can also be traced by specifying the name of a library or drive that has been defined to the IBM Spectrum Protect Server.

---

**ANR8971E** Unable to validate directory name *directory name* for parameter command.

**Explanation:** The specified directory name was being used in the indicated command. The server attempted to validate that the directory was accessible so that it could be used in the command definition. The server was unable to validate that the directory was accessible.

**System action:** The command fails. The server continues.

**User response:** Make sure that the directory exists and can be accessed by the server.

---

**ANR8972E** *command*: Unable to find the element number for drive *drive name* in library *library name*.

**Explanation:** Because the drive serial number does not match any drive serial number in the serial/element number map reported by the library, the element number cannot be determined.

**System action:** The command is not processed.

**User response:** Make sure the serial number entered for the drive is correct if AUTODETECT is not active. If AUTODETECT is active, the drive serial number might be incorrect or the library reported an incorrect serial/element number map. Contact your service representative.

---

**ANR8973E** Device reset failed to break the reservation set by another system for device *device name* with path *path name*.

**Explanation:** The attempt to reset the device reservation set by another system failed.

**System action:** No system action taken.

**User response:** If this tape device is a Fibre Channel direct attached device on Windows 2003, make sure that the HBA driver is a StorPort driver by checking the HBA vendor's support web site. The device reset (LUN Reset) on Windows 2003 requires a StorPort driver. Otherwise, you might need to restart the device to reset the reservation so that the device is accessible. If this device is a tape device that is attached to an AIX system, make sure that this device is not configured by the AIX generic tape driver. Use the system command "lsdev" to verify it as follows: "lsdev -Cs fcp | grep mt". The device cannot reset if the "RESETDrives" keyword for the UPDATE LIBRARY command is set to "No", device reset will not be attempted.

---

**ANR8974I** Found new path for *path source name* and *target name* *target name* old path *old path name* new path *new path name*. Path information will be updated remotely.

**Explanation:** A new path has been found for the device on the library client or storage agent. Will try to update the path information on the library manager.

**System action:** .

**User response:** The path change may be caused by system reboot or cable swap or device addition or removal.

---

**ANR8975I** Found new path for *path source name* and *target name* *target name* old path *old path name* new path *new path name*. Path information is updated.

**Explanation:** A new path has been found for the device and the path information has been updated.

**System action:** .

**User response:** The path change may be caused by system reboot or cable swap or device addition or removal.

---

**ANR8976E** Unable to open special file *specialfile* for LUN reset with errno = *errno*.

**Explanation:** The special file created by the device driver for LUN reset purposes could not be opened by the server. This file should be created when the device driver is configured on the system

**System action:** LUN reset could not be started.

**User response:** Make sure that the special file exists and can be accessed by the server. If the device driver has not been completely configured with special files created for all devices, resolve the device driver configuration.

---

**ANR8977W** The volume loaded into library *library name* did not have a valid label. Please load a scratch volume with a valid label.

**Explanation:** During normal operations a MANUAL library will prompt the user for the desired volume name if the volume does not have a valid label and the AUTOLABEL parameter is turned on. However, the utility mode of DUMPDB cannot prompt the user for a desired volume name.

**System action:** The server unloads the volume and asks for a new scratch volume with a valid label.

**User response:** The user needs to insert scratch volumes with valid labels or reissue the DUMPDB command and specify the desired volume name on the command line with the VOLUMENAMES parameter. See the DUMPDB documentation.

---

**ANR8978W** The number of drives in library *library name* has been increased from *original drive count* to *new drive count*. Please restart the IBM Spectrum Protect server to update the configuration;

**Explanation:** The number of drives in the library has been increased. The new configuration will be recorded if IBM Spectrum Protect server is restarted.

**System action:** .

**User response:** Number of drives in the library has been increased. The user needs to restart the IBM Spectrum Protect server to capture the new configuration.

---

**ANR8979I** Command: Operation for library *library name* started as process *process ID*.

**Explanation:** A scan library process has been started for the given library. The process is assigned the ID specified in the message.

**System action:** The server starts a background process to perform the operation in response to the SCAN LIBRARY command entered by an administrator.

**User response:** To obtain status on the process, issue the QUERY PROCESS command. The process may be canceled with the CANCEL PROCESS command.

---

**ANR8980I** SCAN LIBRARY process for library *library name* has been canceled.

**Explanation:** A background server process that has been working to scan the given library is canceled by the CANCEL PROCESS command.

**System action:** The server process is ended and server operation continues.

**User response:** None.

---

**ANR8981I** Scanning for library *library name*.

**Explanation:** In response to a QUERY PROCESS command, this message displays the status for an SCAN LIBRARY process on the server.

**System action:** Server operation continues.

**User response:** None. The process may be canceled by an authorized administrator using the CANCEL PROCESS command.

---

**ANR8982E** SCAN LIBRARY process for library *library name* failed.

**Explanation:** The background process for an SCAN LIBRARY command has failed.

**System action:** The background process ends.

**User response:** Make sure the library and drive devices associated with this command are powered on and ready, then reissue the command.

---

**ANR8983I** SCAN LIBRARY process for library *library name* completed successfully.

**Explanation:** The background process for an SCAN LIBRARY command has completed successfully.

**System action:** The library has been scanned.

**User response:** None.

---

**ANR8984E** The drive *drive name* in library *library name* is incapable of performing any drive encryption operations.

**Explanation:** The server queried the drive's encryption capability, and the query failed or the query showed that the drive does not have encryption capabilities.

**System action:** The mount operation fails.

**User response:** If this message occurs on a scratch mount and drive encryption has not been utilized yet, you can turn drive encryption off by updating the DRIVEENCRYPTION parameter on the device class. Otherwise, verify your hardware configuration. First, verify that all the drives in this logical library support drive encryption. Second, verify that the device driver controlling all of the drives in this library also supports drive encryption. If both the drives and the device driver support drive encryption, call your drive hardware support.

---

**ANR8985E** The drive *drive name* in library *library name* is using an encryption method that is incompatible with the current server settings.

**Explanation:** The server requires the drive to use various drive encryption methods based on the DRIVEENCRYPTION device class parameter for empty



volumes or based on the previous encryption method used for filling volumes. The server is unable to properly handle the volume's encryption key without resolving this conflict.

**System action:** The mount operation fails.

**User response:** If this message occurs while mounting an empty volume the encryption method setup in your hardware environment is incompatible with the DRIVEENCRYPTION setting in your device class. Either update the device class or your hardware's encryption method such that these settings no longer conflict. If this message occurs while mounting a filling volume, either update your hardware configuration to the same method used while originally backing up this volume, which can be determined by the QUERY VOLUME FORMAT=DETAIL command, or update this volume's access to UNAVAILABLE.

---

**ANR8986E The server currently doesn't allow AES encryption which is required for drive encryption support with the DRIVEENCRYPTION=ON parameter on the device class.**

**Explanation:** Without AES encryption support the server cannot generate adequately strong enough encryption keys for drive encryption.

**System action:** The mount operation fails.

**User response:** Update the DRIVEENCRYPTION parameter on the device class to a value other than ON.

---

**ANR8987W The server will not encrypt the volume *volume name*.**

**Explanation:** Drive encryption with the device class parameter setting of DRIVEENCRYPTION=ON will only encrypt storage pool volumes. Thus, backupsets, DB backups, and export volumes will not be encrypted.

**System action:** The mount continues, but encryption is not used.

**User response:** If encryption is needed for this volume or other backupsets, DB backups, or export volumes, use a different method of encryption: use a device class parameter of DRIVEENCRYPTION=ALLOW and a hardware method of 'Library' or 'System' (do not use the 'Application' method).

---

**ANR8988W Library *Library Name* failed to relabel volume *Volume Name* after it returned to scratch.**

**Explanation:** The RELABELSCRATCH option is enabled, and while attempting to relabel the volume the operation failed.

**System action:** None.

**User response:** This warning may be issued if the relabeling operation attempts to relabel the same volume as another library volume operation: LABEL LIBVOLUME, CHECKIN LIBVOLUME, CHECKOUT LIBVOLUME, or another relabeling operation. For example, suppose two relabeling operations run on the same volume. If the first relabeling operation succeeds and the second operation fails, no action is required.

Verify the volume is still checked into the library with the QUERY LIBVOL command. If it is not checked in, use LABEL LIBVOL or CHECKIN LIBVOL to check the volume back into the library.

---

**ANR8989E Unable to establish a communication session with the primary library manager.**

**Explanation:** The requested operation required that a communication session be established with a library manager. The library manager was found to be unavailable at this time.

**System action:** None.

**User response:** Verify the primary library manager is up and operational. Once the server is verified to be operational, retry the operation.

---

**ANR8990E Device *Device Name* is not supported by the IBM Spectrum Protect server.**

**Explanation:** The device product identification is not recognized by the IBM Spectrum Protect server.

**System action:** None.

**User response:** Determine if the installed level of the server supports the device. See the device support web page for Linux systems at IBM Spectrum Protect Supported Devices for Linux or the device support page for all other systems at IBM Spectrum Protect Supported Devices for AIX, HP-UX, Solaris, and Windows.

If the device is a tape drive and is not supported, you can use it with the generic tape format. To use the drive, specify GENERICTAPE=Yes when defining a path to the drive. If the device is supported and this message is received, search the IBM Spectrum Protect Support Web site for known solutions:

IBM Spectrum Protect product documentation

If no solution is found, report the issue to IBM Spectrum Protect Support.

---

**ANR8991E The GENERICTAPE format is not supported with drive *Device Name*.**

**Explanation:** The device driver does not support all features required for the GENERICTAPE format.

**System action:** None.

**User response:** Make sure the tape drive is controlled by the native device driver. The IBM Spectrum Protect device driver does not support the generic tape format. If the drive is controlled by the IBM Spectrum Protect device driver and you intend to use the IBM Spectrum Protect tape format with the drive, do not specify GENERICTAPE=Yes when defining a path to the drive.

---

**ANR8992E    The library state refresh for *library name* failed.**

**Explanation:** The operation to re-initialize the library's state failed.

**System action:** None.

**User response:** To refresh the library state, halt and restart the IBM Spectrum Protect server.

---

**ANR8993I    The library state refresh for *library name* was successful.**

**Explanation:** The server successfully re-initialized the library's state.

**System action:** None.

**User response:** None.

---

**ANR8994W    Append-only mode is not supported on drive *Drive Name*.**

**Explanation:** The server attempted to enable Append-Only mode on the tape drive for data overwrite protection. However, the tape drive does not support Append-Only mode.

**System action:** The server will not enable append-only mode on the tape drive for data overwrite protection.

**User response:** No action is required. You can set the server option CHECKTAPEPOS to No or TSMonly if you do not wish the server to use append-only mode for data overwrite protection on the tape drives that support append-only mode.

---

**ANR8995E    Unable to write to volume *Volume Name* in drive *Drive Name*.**

**Explanation:** The server is unable to write to the volume because the drive is in append-only mode and the volume is write-protected.

**System action:** The server will dismount the volume and continue processing with another volume.

**User response:** Contact your service representative for assistance.

---

**ANR8996W    Unable to query or enable append-only mode on drive *Drive Name*.**

**Explanation:** The server was unable to query or enable append-only mode on the tape drive.

**System action:** The server will not enable append-only mode for the volume during this mount. The server will attempt to enable append-only mode the next time a volume is mounted if the server option CHECKTAPEPOS is set to Yes or DRIVEonly.

**User response:** If the problem persists, contact your service representative for assistance. If you do not want the server to use append-only mode for data overwrite protection, you can set the server option CHECKTAPEPOS to No or TSMonly.

---

**ANR8997W    The current version of the device driver for drive *Drive Name* is *Driver Version*. To enable append-only mode, version *Required Version* or later is required.**

**Explanation:** The device driver for the drive does not meet the version requirement to support append-only mode.

**System action:** The server will not enable append-only mode on the tape drive for data overwrite protection.

**User response:** Upgrade the device driver for the drive to the required version.

---

**ANR8998W    Encryption has been disabled for drive *drive name* in library *library name*.**

**Explanation:** The server determined that the drive's encryption method was Application Managed Encryption (AME). Since the server is assumed responsibility for encryption settings when device class uses DRIVEENCRYPT=ALLOW and the drive uses AME, encryption has been disabled.

**System action:** The mount continues with encryption disabled.

**User response:** If encryption is intended to be used for this operation, with IBM Spectrum Protect managing the encryption keys, then the DRIVEENCRYPT parameter should be set to ON. If encryption is intended to be used for this operation, without IBM Spectrum Protect managing the encryption keys (for example, NEC, Fujitsu, and SpectraLogic provide AME encryption solutions without IBM Spectrum Protect managing encryption), then the DRIVEENCRYPT parameter should be set to EXTERNAL. In either of these situations, data on the volume used in this operation will need to be moved to a new volume with the correct settings to encrypt the data.

---

**ANR8999E** Directory name *directory name* has been duplicated in *parameter* command.

**Explanation:** When defining or updating multiple directories for a device class, you can only specify a directory name once in the command.

**System action:** The command fails. The server continues.

**User response:** Ensure that the directory name is specified only once in the command.

---

**ANR9000E** Drive *drive name* does not support logical block protection.

**Explanation:** The LBPROTECT parameter associated with the device class is set to enable logical block protection. However, the tape drive does not support logical block protection.

**System action:** The mount operation fails.

**User response:** Update drive firmware to the level that supports logical block protection.

---

**ANR9001W** Volume *volume name* does not have logical block protection.

**Explanation:** The server cannot enable logical block protection for this volume. Data that is already on the volume does not have logical block protection, or the media type is not compatible with logical block protection.

**System action:** The operation will continue without logical block protection enabled on the volume.

**User response:** If the media type supports logical block protection, mark the volume access to READONLY so that the server cannot write to the volume.

---

**ANR9002E** The version of the device driver for drive *Drive Name* is *Driver Version*. Driver version *Required Version* or later is required for logical block protection.

**Explanation:** The device driver for the drive does not meet the version requirement for logical block protection.

**System action:** The mount operation fails.

**User response:** Upgrade the device driver for the drive to the required version.

---

**ANR9003E** The block CRC validation failed on volume *volume name* in drive *drive name*.

**Explanation:** The data block was corrupted while it was transferred to or from the drive.

**System action:** The operation fails.

---

**User response:** Restart the operation to try the volume in a different drive. If the problem persists, check the hardware connections and the tape drive.

---

**ANR9004E** The server detected that drive *drive name* can also be accessed by other applications by using the st device special file that is associated with device *device name*. You must delete all st device special files for this tape drive.

**Explanation:** When more than one device driver can access a drive, tape labels or other data can be overwritten. To prevent possible data integrity issues, you must delete all st device special files for this tape drive. Tip: An st device special file is a file that is associated with a generic Small Computer System Interface (SCSI) tape driver.

**System action:** The operation fails or the drive is temporarily taken offline and is unavailable for tape operations. The server polls the drive at 30-second intervals to verify that st device special files for the tape drive are deleted. After all files are deleted, the drive is brought back online.

**User response:** To resolve the issue, take one of the following actions: - If you do not need to use the st driver, you can unload the st driver from the kernel by issuing the following Solaris operating system command: `rem_drv st` - If you want the mt driver and the st driver to coexist on the Solaris system, you must run the `autoconf` utility to configure the devices on the Solaris system. The `autoconf` utility ensures that all non-IBM tape devices have only one device file, which is created by the mt driver. Tip: An mt driver is a driver that is associated with a tape device. - Log in with the root user ID, and run the `rmstdev` utility with the `-d` option. The `rmstdev` utility is located in the following directory: `/opt/tivoli/tsm/server/bin` or `/opt/tivoli/tsm/StorageAgent/bin` The `rmstdev` utility deletes all device files that were created by the st driver for all non-IBM tape devices in the storage environment.

---

**ANR9005E** Command: Library *library name* has an active relabel process and can not be deleted.

**Explanation:** The designated library can not be deleted or updated because it is currently in use for a relabel operation.

**System action:** The command is not processed.

**User response:** Wait until the relabel operation completes, and then retry the command.

---

---

**ANR9006E** Tape volumes must be physically removed from an ACSLS cartridge access port (CAP).

**Explanation:** Tape volumes are located in the ACSLS CAP. The ACSLS server requires users to physically remove these volumes from the CAP within 30 minutes. When REMOVE=YES is set for the CHECKOUT LIBVOLUME command, a tape ejection operation is scheduled. If the user fails to remove the tape from the CAP within 30 minutes, the ACSLS server sets a failure status for the tape ejection operation.

**System action:** The ACSLS library ejected tape volumes and relocated them to a CAP.

**User response:** Remove the volumes from the CAP. If there are no tape cartridges in the CAP, check the ACSLS library to ensure that no tapes are lodged there.

---

**ANR9007E** Command: The library cartridge access port (CAP) ID is invalid for library *library name*.

**Explanation:** Tape volumes were not ejected from the ACSLS library because the library CAP ID was not specified in the CHECKOUT LIBVOLUME command. By default, all CAPs initially have a priority value of 0, which means that the ACSLS server does not automatically select a CAP.

**System action:** The system failed to eject the tape volumes.

**User response:** To verify the CAP priority value, issue the QUERY CAP command. If the priority value is 0, reissue the CHECKOUT LIBVOLUME command with a CAP ID. Alternatively, set the CAP priority to a non-zero value and reissue the CHECKOUT LIBVOLUME command.

---

**ANR9008E** Unable to determine the drive type for *Device* of type *Device Inquiry String*.

**Explanation:** The drive could not be opened. This version of IBM Spectrum Protect may not support the drive type.

**System action:** The system failed to identify the drive type.

**User response:** Verify that the drive type is supported. See the device support web page for Linux systems at IBM Spectrum Protect Supported Devices for Linux or the device support page for all other systems at IBM Spectrum Protect Supported Devices for AIX, HP-UX, Solaris, and Windows.

---

**ANR9009E** The cartridge access port (CAP) for library *library name* is not available. The CAP status is *cap status*.

**Explanation:** An error occurs in the CAP while accessing the specified library.

**System action:** The operation fails.

**User response:** Ensure that the CAP is empty, all tape volumes are removed from the CAP, and the CAP door is closed.

---

**ANR9010W** Unable to verify drive *drive name*.

**Explanation:** The mount operation fails because the SANDISCOVERY option is not enabled. Therefore, the SAN discovery function did not verify whether the specified drive must be opened.

**System action:** The SAN discovery function is not turned on.

**User response:** Verify the SANDISCOVERY option value in the dsmserv.opt file. If the value is set to OFF or UNSCANNEDPATHOFF, change the value to ON.

---

**ANR9011E** Position error: the volume *volume name* in drive *drive name* is not at the expected *expected position* : The actual volume position is: *expected volume position*.

**Explanation:** The CHECKTAPEPOS server option has determined that there is a volume position error IBM Spectrum Protect has not repositioned the tape. Writing is halted to prevent data loss.

**System action:** The write operation fails.

**User response:** See the IBM Spectrum Protect documentation about preventing tape label overwrites in the IBM Knowledge Center at <http://www.ibm.com/support/knowledgecenter/SSGSG7>.

---

**ANR9012E** There is no drive available for the database restore operation for device class *device class name*.

**Explanation:** The database restore operation cannot be completed. There are no available mount points. Possible reasons include:

- The device configuration file is not correctly defined to access the media.
- There is a problem with the media.

**System action:** The database restore operation fails.

**User response:** Review the information in the message explanation and take action to correct any problems with the device configuration file or media. Reissue the RESTORE DB command.

---

---

**ANR9013W The library *library name* does not use RESETDRIVES.**

**Explanation:** In a cluster failover environment when running the DEFINE LIBRARY command, you must set the RESETDRIVES parameter to YES when the SHARED parameter value is NO (a default value).

The RESETDRIVES parameter specifies that the server cleans up the reservation in tape drives after a cluster failover occurs. For example, host A is a primary host system and host B is a secondary host system in a cluster failover environment. Before failover occurs, host A uses a tape drive. After failover occurs from host A to host B, host A continues to reserves this tape drive. If the RESETDRIVES parameter is set to NO, host B does not clean up the reservation from this tape drive. Host B no longer has access to this tape drive. If the RESETDRIVES parameter is set to YES, host B cleans up the reservation from this tape drive and can has access to this drive. For more information on the RESETDRIVES parameter, see the DEFINE LIBRARY command.

**System action:** A server cannot access tape drives that are reserved by another server in a cluster failover environment after a failover has occurred.

**User response:** Issue the UPDATE LIBRARY command and specify the RESETDRIVES=YES option.

---

**ANR9014E Volume *volume name* is incompatible with drive *drive name*.**

**Explanation:** The drive cannot read the volume format. This can be attributed to a different generation media format or an encrypted tape.

**System action:** The operation fails.

**User response:** Make sure that the volume is correctly formatted for this drive, and validate the device class settings for this operation. If it is encrypted, the drive must be configured to decrypt the cartridge.

---

**ANR9015E The device *device name* path symlink appears to be circular.**

**Explanation:** When the server attempts to validate the device path the symlink is too long.

**System action:** A server cannot access the device due to a device symlink problem.

**User response:** Issue the autoconf script to re-establish the links.

---

**ANR9016W Process *process number*: AUDIT LIBVOLUME for volume *volume name* in library *library name* cannot be cancelled.**

**Explanation:** If you use the AUDIT LIBVOLUME command to audit a volume in a specific library, you cannot cancel a background server process by using the

CANCEL PROCESS command. You cannot cancel the background server process because of a tape firmware limitation when you run the AUDIT LIBVOLUME command.

**System action:** The background server process continues.

**User response:** None.

---

**ANR9017I Command: Operation for volume *volume name* in library *library name* started as process *process ID*.**

**Explanation:** A volume audit process is in progress for a specific library. The process is assigned the ID that is specified in the message.

**System action:** When you run the AUDIT LIBVOLUME command, the server starts the volume audit process.

**User response:** Issue the QUERY PROCESS command to display information about background processes.

---

**ANR9018E AUDIT LIBVOLUME for volume *volume name* in library *library name* failed.**

**Explanation:** The background process for an AUDIT LIBVOLUME command failed.

**System action:** The background process ends, but the volume is not audited.

**User response:** Ensure that the library and the drive devices that are associated with the AUDIT LIBVOLUME command are turned on, and run the command again.

---

**ANR9019I AUDIT LIBVOLUME for volume *volume name* in library *library name* completed successfully.**

**Explanation:** The AUDIT LIBVOLUME process completed successfully.

**System action:** None.

**User response:** None.

---

**ANR9020E You cannot issue the AUDIT LIBVOLUME command by using the drive *drive name* for volume *volume name* in library *library name*.**

**Explanation:** The background process for the AUDIT LIBVOLUME command failed. You cannot issue the AUDIT LIBVOLUME command by using the specified type of drive.

**System action:** The background process ends and but the volume is not audited.

**User response:** Issue the AUDIT LIBVOLUME command on a library that has any of the following

## ANR9021I • ANR9581W (Linux)

tape drives: - IBM 3592 generation 4 drive or later -  
IBM LTO generation 5 drive or later

---

**ANR9021I**    **Auditing volume *volume name* from library *library name* with process *process ID* uses drive *drive name*.**

**Explanation:** When the IBM Spectrum Protect server locates a drive to process the AUDIT LIBVOLUME command, a status message is displayed.

**System action:** The AUDIT LIBVOLUME background process operation continues.

**User response:** None.

---

**ANR9022E**    **Volume *volume name* could not be mounted for the AUDIT LIBVOLUME command because all of the drives are in use in library *library name*.**

**Explanation:** The background process for the AUDIT LIBVOLUME command fails.

**System action:** The background process ends. The volume is not audited.

**User response:** Ensure that a drive is available before you issue the AUDIT LIBVOLUME command. You can dismount an idle volume in a tape drive or wait until a drive is available before you issue the command again.

---

**ANR9023E**    **The AUDIT LIBVOLUME command failed for drive *drive name* with the current tape device driver version *current driver version*. Use driver version supported driver version and above to issue the AUDIT LIBVOLUME command.**

**Explanation:** The background process for a AUDIT LIBVOLUME command fails.

**System action:** The background process ends, but the volume has not been audited.

**User response:** Install a supported drive version and try the command again.

---

**ANR9024E**    **There are no drives available.**

**Explanation:** The server cannot find any valid drives. In most cases, this prevents client nodes from accessing the drives.

**System action:** The operation fails.

**User response:** If any drives or paths are offline, use the UPDATE DRIVE or UPDATE PATH commands to bring them back online.

---

**ANR9025E**    **There are no available NAS drives attached to the required node of a NAS cluster.**

**Explanation:** The server cannot find any valid drives for the NAS operation. In most cases, this prevents a NAS clustered node from accessing the drives.

**System action:** The operation fails.

**User response:** If any drives or paths are offline, use the UPDATE DRIVE or UPDATE PATH commands to bring them back online. For a clustered NAS device, verify that a path is defined using the correct device name. For a drive attached to a clustered NAS device, the device name contains the node name within the cluster in which the device is attached.

---

**ANR9579W (Linux)**    **Command: The file *file name* cannot be found.**

**Explanation:** The specified file cannot be found.

**System action:** For the default server executable file, the PREPARE command uses /opt/IBMadsm-s/bin/dsmerv.

**User response:** Determine why the file does not exist and create it if necessary.

---

**ANR9580W (Linux)**    **Command: Generated replacement volume name *volume name* may not be a valid raw partition name. Original volume name:*volume name*. Stanza is *stanza name*.**

**Explanation:** Appending the replacement volume name postfix to the original volume name has created a name that may not be a valid raw partition name.

**System action:** Replacement volume name is used in the recovery plan stanza.

**User response:** Manually update the generated recovery plan stanza with a legal replacement name. The replacement name can be another raw partition name or a regular file name.

---

**ANR9581W (Linux)**    **command: Volume *file name* not found while building stanza *recovery plan stanza name*.**

**Explanation:** This volume is defined to the server but does not exist. The device class associated with the volume is DISK or the device class device type is FILE.

**System action:** The entry for the volume is not included in the recovery plan stanza.

**User response:** Determine why file does not exist; create if necessary.

---

**ANR9582E (Linux)** *command:* Generated file name too long. Length of directory or prefix 'prefix' plus 'name' exceeds maximum characters characters.

**Explanation:** The file name generated is too long. The maximum valid length is shown in the message.

**System action:** The recovery plan file was not created.

**User response:** Reissue the command specifying a valid prefix. The following commands are used to specify the prefix:

- SET DRMPLANPREFIX
- SET DRMINSTRPREFIX
- PREPARE

---

**ANR9583E (Linux)** *command:* Cannot generate fully qualified file name for 'name'.

**Explanation:** A failure occurred expanding the specified file name.

**System action:** Recovery plan file not created.

**User response:** Reissue the command specifying a valid prefix. The following commands are used to specify the prefix:

- SET DRMPLANPREFIX
- SET DRMINSTRPREFIX
- PREPARE

---

**ANR9584E (Linux)** *command:* Cannot generate server options file name.

**Explanation:** A failure occurred generating the server options file name.

**System action:** Recovery plan file not created.

**User response:** See accompanying messages for more information.

---

**ANR9585E (Linux)** *command:* Cannot generate a volume history file name.

**Explanation:** A failure occurred generating the volume history file name.

**System action:** Recovery plan file not created.

**User response:** See accompanying messages for more information.

---

**ANR9586E (Linux)** *command:* Cannot generate a device configuration file name.

**Explanation:** A failure occurred generating the device configuration file name.

**System action:** Recovery plan file not created.

**User response:** See accompanying messages for more information.

---

**ANR9600E (AIX)** Invalid information passed to NETLS license interface.

**Explanation:** The server licensing functions encountered an internal error in accessing license information for the server storage capacity and number of registered clients.

**System action:** Server operation continues. New licensing information is not used by the server.

**User response:** Contact your service representative for assistance in resolving the error.

---

**ANR9601E (AIX)** The NETLS license interface was not initialized properly.

**Explanation:** The server licensing functions encountered an internal error in accessing license information for the server storage capacity and number of registered clients.

**System action:** Server operation continues. New licensing information is not used by the server.

**User response:** Contact your service representative for assistance in resolving the error.

---

**ANR9602E (AIX)** Invalid JOB information passed to the NETLS Interface.

**Explanation:** The server licensing functions encountered an internal error in accessing license information for the server storage capacity and number of registered clients.

**System action:** Server operation continues. New licensing information is not used by the server.

**User response:** Contact your service representative for assistance in resolving the error.

---

**ANR9603E (AIX)** The NETLS Nodelock file could not be created.

**Explanation:** The server was not able to create the file /usr/lib/netls/conf/nodelock which is used for storing license password information.

**System action:** Server operation continues. New licensing information is not used by the server.

**User response:** If the server is not running with root authority, make sure that directory authorities in the /usr/lib/netls/conf path are set so that the user ID under which the server is running can create, read, and write to the /usr/lib/netls/conf/nodelock file. If the server is running with root authority, contact your service representative for assistance in resolving this problem.

---

### ANR9604E (AIX) The NETLS license interface encountered an internal error.

**Explanation:** The server licensing functions encountered an internal error in accessing license information for the server storage capacity and number of registered clients.

**System action:** Server operation continues. New licensing information is not used by the server.

**User response:** Contact your service representative for assistance in resolving the error.

---

### ANR9605E (AIX) An invalid vendor ID was passed to NETLS.

**Explanation:** The server licensing functions encountered an internal error in accessing license information for the server storage capacity and number of registered clients.

**System action:** Server operation continues. New licensing information is not used by the server.

**User response:** Contact your service representative for assistance in resolving the error.

---

### ANR9606E (AIX) NETLS failed to find socket families to contact a server.

**Explanation:** The server licensing functions encountered an internal error in accessing license information for the server storage capacity and number of registered clients.

**System action:** Server operation continues. New licensing information is not used by the server.

**User response:** Contact your service representative for assistance in resolving the error.

---

### ANR9607E (AIX) No NETLS Servers found.

**Explanation:** The server licensing functions encountered an internal error in accessing license information for the server storage capacity and number of registered clients.

**System action:** Server operation continues. New licensing information is not used by the server.

**User response:** Contact your service representative for assistance in resolving the error.

---

### ANR9608E (AIX) A NETLS Security Breach was encountered.

**Explanation:** The server licensing functions encountered an internal error in accessing license information for the server storage capacity and number of registered clients.

**System action:** Server operation continues. New licensing information is not used by the server.

**User response:** Contact your service representative for assistance in resolving the error.

---

### ANR9609E (AIX) Incorrect license entered:

**Password entered** = *password*  
**Annotation entered** = *annotation*.

**Explanation:** The license information entered for a REGISTER LICENSE command is not correct.

**System action:** None.

**User response:** Register the license again with the REGISTER LICENSE command. Be sure to correctly enter the license information.

---

### ANR9610E (AIX) Unable to create directory: *directory*.

**Explanation:** The REGISTER LICENSE command is unable to either create or verify the specified directory structure.

**System action:** None.

**User response:** If the server is not running with root authority, make sure that directory authorities in the /usr/lib/netls/conf path are set so that the user ID under which the server is running can create, read, and write to the /usr/lib/netls/conf/nodelock file. If the server is running with root authority, contact your service representative for assistance in resolving this problem.

---

### ANR9610E (Linux) Unable to create directory: *directory*.

**Explanation:** The REGISTER LICENSE command is unable to either create or verify the specified directory structure.

**System action:** None.

**User response:** If the server is not running with root authority, make sure that directory authorities in the given directory path are set so that the user under which the server is running can create, read, and write to the server's license file. If the server is running with root authority, contact your service representative for assistance in resolving this problem.

---

### ANR9611E (AIX) Unable to open NODELOCK file: *file*.

**Explanation:** The REGISTER LICENSE command is unable to either create or open the nodelock file.

**System action:** None.

**User response:** If the server is not running with root authority, make sure that directory authorities in the /usr/lib/netls/conf path are set so that the user ID under which the server is running can create, read, and write to the /usr/lib/netls/conf/nodelock file. If the server is running with root authority, contact your



service representative for assistance in resolving this problem.

---

**ANR9612E (AIX) Error writing to NODELOCK file.**

**Explanation:** The REGISTER LICENSE command fails writing to the nodelock file.

**System action:** None.

**User response:** If the server is not running with root authority, make sure that directory authorities in the /usr/lib/netls/conf path are set so that the user ID under which the server is running can create, read, and write to the /usr/lib/netls/conf/nodelock file. If the server is running with root authority, contact your service representative for assistance in resolving this problem.

---

**ANR9613W (AIX) Error loading *modname* for Licensing function.**

**Explanation:** The server cannot load file module *modname* to initialize licensing functions.

**System action:** Server operation continues. Default licensing values are in effect for running the server.

**User response:** The dsmreg.lic module is accessed as part of the load process for licensing. It should be in the same directory as the dsmserv executable or it must be in a directory that is pointed to by the DSMSEV\_DIR environment variable. The dsmreg.lic module is only installed when you purchase the product.

---

**ANR9613W (Linux) Error loading *modname* for Licensing function.**

**Explanation:** The server cannot load file module *modname* to initialize licensing functions.

**System action:** Server operation continues. Default licensing values are in effect for running the server.

**User response:** dsmreg.lic is accessed as part of the load process for licensing. It should be in the same directory as the dsmserv executable file or it must be in a directory that is pointed to by the DSMSEV\_DIR environment variable. The dsmreg.lic module is only installed when you purchase the product.

---

**ANR9614E (AIX) Unable to open license file: *file*.**

**Explanation:** The REGISTER LICENSE command is unable to create or open the server license file.

**System action:** None.

**User response:** Make sure that the user ID under which the server is running has the authority required to create or write, or both, to the license file in the directory in which the server is running. If this does not resolve the problem, contact your service

representative for assistance.

---

**ANR9614E (Linux) Unable to open license file: *file*.**

**Explanation:** The REGISTER LICENSE command is unable to either create or open the server license file.

**System action:** None.

**User response:** Make sure that the user ID under which the server is running has the authority required to create or write, or both, to the license file in the directory in which the server is running. If this does not resolve the problem, contact your service representative for assistance.

---

**ANR9615E (AIX) Error writing to admserv.licenses file.**

**Explanation:** The REGISTER LICENSE command fails writing to the server license file.

**System action:** None.

**User response:** Make sure that the user ID under which the server is running has the authority required to create or write, or both, to the license file in the directory in which the server is running. Also, ensure that free space is available in the file system so that the license information can be written to the file. If this does not resolve the problem, contact your service representative for assistance.

---

**ANR9615E (Linux) Error writing to admserv.licenses file.**

**Explanation:** The REGISTER LICENSE command fails writing to the server license file.

**System action:** None.

**User response:** Make sure that the userid under which the server is running has the authority required to create and/or write to the license file in the directory in which the server is running. Also ensure that there is free space available in the filesystem so that the license information can be written to the file. If this does not resolve the problem contact your service representative for assistance.

---

**ANR9616I (AIX) Invalid license record *record value* found in license file - it will be skipped.**

**Explanation:** The license manager found an invalid record in the server license file (admserv.licenses). The record is ignored.

**System action:** The invalid record is ignored.

**User response:** Erase the admserv.licenses file and reregister your licenses.

---

**ANR9616W (Linux) Invalid license record** *record value found in license file - it will be ignored.*

**Explanation:** The license manager found an invalid record in the server license file (admserv.licenses). The record is ignored.

**System action:** The invalid record is ignored.

**User response:** Erase the admserv.licenses file and reregister your licenses. Refer to the licenses provided to you to ensure that only valid licenses are specified with the REGISTER LICENSE command.

---

**ANR9617I (AIX) Invalid license authorization:** *authorization string.*

**Explanation:** The license authorization specified for a REGISTER LICENSE command is not valid.

**System action:** Server operation continues; licensing terms are not changed by the REGISTER LICENSE command.

**User response:** Examine the license authorization string that was entered with the REGISTER LICENSE command. Reenter the command if the license authorization was not specified correctly. If the license authorization has been specified correctly, contact your service representative.

---

**ANR9617W (Linux) Invalid license authorization:** *authorization string.*

**Explanation:** The license authorization specified for a REGISTER LICENSE command is not valid.

**System action:** Server operation continues; licensing terms are not changed by the REGISTER LICENSE command.

**User response:** Examine the license authorization that was entered using the REGISTER LICENSE command. Reenter the command if the license authorization was not specified correctly. If the license authorization has been specified correctly, contact your service representative.

---

**ANR9618E (AIX) License registration is not supported on this server.**

**Explanation:** The REGISTER LICENSE command fails because the license authorization module cannot be found.

**System action:** Server operation continues; licensing terms are not changed by the REGISTER LICENSE command.

**User response:** The license authorization file is required for formal licensing for the AIX/6000 server. The file is delivered when the product is purchased, but it is not available in the product service stream or with demonstration copies of the server. If you have

purchased the server, contact your service representative for assistance in resolving this problem.

---

**ANR9618E (Linux) License registration is not supported on this server.**

**Explanation:** The REGISTER LICENSE command failed because the license authorization module could not be found.

**System action:** Server operation continues; licensing terms are not changed by the REGISTER LICENSE command.

**User response:** The license authorization file is required for formal licensing for the server. The file is delivered when the product is purchased, but is not available in the product service stream or with demonstration copies of the server. If you have purchased the server, please contact your service representation for assistance in resolving this problem.

---

**ANR9622I (AIX) An EVALUATION LICENSE for support of IBM Spectrum Protect for Space Management will expire on** *expiration date.*

**Explanation:** The AIX/6000 server is distributed with an evaluation license for IBM Spectrum Protect for Space Management support. If no formal license is found for the server and the evaluation period has not lapsed, this message is displayed each time the server checks the server license terms.

**System action:** The IBM Spectrum Protect for Space Management license allows clients to utilize the server for storing files migrated during space management. The server checks this license when files are migrated to the server from client nodes to ensure that the server is licensed to perform this function.

**User response:** If you are interested in using the server, contact your service representative to obtain formal licenses for the server before the evaluation period has elapsed. Without formal licenses, the server will not support IBM Spectrum Protect for Space Management after the expiration date shown.

---

**ANR9623I (AIX) An EVALUATION LICENSE for support of disaster recovery manager will expire on** *expiration date.*

**Explanation:** The AIX/6000 server is distributed with an evaluation license for disaster recovery manager support. If no formal license is found for the server and the evaluation period has not lapsed, this message is displayed each time the server checks the server license terms.

**System action:** The disaster recovery manager license allows customers to store information in the server regarding machines and recovery media, allows management of offsite recovery media, collects and

stores information in the server for server recovery and allows data base and storage pool backups to a device class of type server. The server checks this license when machines or recovery media are defined to the server, when PREPARE or MOVE DRMMEDIA are invoked and when a data base backup or storage pool backup to a device class of type server are performed to ensure that the server is licensed to perform this function.

**User response:** If you are interested in using the server, contact your service representative to obtain formal licenses for the server before the evaluation period has elapsed. Without formal licenses, the server will not support disaster recovery manager after the expiration date shown.

---

**ANR9624E (AIX) Unexpected error encountered in iFor/LS (SystemView License Use Management) routine** *license interface name status=xreported status code.*

**Explanation:** The server encountered an unexpected error in accessing the SystemView License Use Management function specified.

**System action:** The server license monitoring operation fails

**User response:** The SystemView License Use Management product is installed during normal AIX server installation. Check to make sure that server was installed correctly. If the installation was successful, re-boot your AIX system and re-start the server. If this message continues to be issued, contact your service representative.

---

**ANR9624I (Linux) An EVALUATION LICENSE for support of IBM Spectrum Protect for Space Management will expire on** *expiration date.*

**Explanation:** The server is distributed with an evaluation license for IBM Spectrum Protect for Space Management support. If no formal license is found for the server and the evaluation period has not lapsed, this message is displayed each time the server checks the server license terms.

**System action:** The IBM Spectrum Protect for Space Management license allows clients to utilize the server for storing files migrated during space management. The server checks this license when files are migrated to the server from client nodes to ensure that the server is licensed to perform this function.

**User response:** If you are interested in using the server, contact your service representative to obtain formal licenses for the server before the evaluation period has elapsed. Without formal licenses, the server will not support IBM Spectrum Protect for Space Management after the expiration date shown.

---

**ANR9624I (Windows) An EVALUATION LICENSE for support of IBM Spectrum Protect for Space Management will expire on** *expiration date.*

**Explanation:** The server is distributed with an evaluation license for IBM Spectrum Protect for Space Management support. If no formal license is found for the server and the evaluation period has not lapsed, this message is displayed each time the server checks the server license terms.

**System action:** The IBM Spectrum Protect for Space Management license allows clients to utilize the server for storing files migrated during space management. The server checks this license when files are migrated to the server from client nodes to ensure that the server is licensed to perform this function.

**User response:** If you are interested in using the server, contact your service representative to obtain formal licenses for the server before the evaluation period has elapsed. Without formal licenses, the server will not support IBM Spectrum Protect for Space Management after the expiration date shown.

---

**ANR9625E (AIX) Could not open file** *file name.*

**Explanation:** The server could not open the license certificate file specified.

**System action:** The license registration command fails.

**User response:** Examine the file specification entered, including wildcard characters, to determine if it names the license certificate file(s) you intended to use. If an error is found, re-try the command with the corrected specification. If an error cannot be found, contact your service representative.

---

**ANR9625I (Linux) An EVALUATION LICENSE for support of disaster recovery manager will expire on** *expiration date.*

**Explanation:** The server is distributed with an evaluation license for disaster recovery manager support. If no formal license is found for the server, and the evaluation period has not lapsed, this message is displayed each time the server checks the server license terms.

**System action:** The disaster recovery manager license allows customers to store information in the server regarding machines and recovery media, allows management of offsite recovery media, collects and stores information in the server for server recovery, and allows data base and storage pool backups to a device class of type server. The server checks this license when machines or recovery media are defined to the server, when PREPARE or MOVE DRMMEDIA are invoked, and when a data base backup or storage pool backup to a device class of type server are performed to ensure that the server is licensed to perform this function.

## ANR9625I (Windows) • ANR9630E (Windows)

**User response:** If you are interested in using the server, contact your service representative to obtain formal licenses for the server before the evaluation period has elapsed. Without formal licenses, the server will not support disaster recovery manager after the expiration date shown.

---

### ANR9625I (Windows) An EVALUATION LICENSE for support of disaster recovery manager will expire on *expiration date*.

**Explanation:** The server is distributed with an evaluation license for disaster recovery manager support. If no formal license is found for the server and the evaluation period has not lapsed, this message is displayed each time the server checks the server license terms.

**System action:** The disaster recovery manager license allows customers to store information in the server regarding machines and recovery media, allows management of offsite recovery media, collects and stores information in the server for server recovery and allows data base and storage pool backups to a device class of type server. The server checks this license when machines or recovery media are defined to the server, when PREPARE or MOVE DRMMEDIA are invoked and when a data base backup or storage pool backup to a device class of type server are performed to ensure that the server is licensed to perform this function.

**User response:** If you are interested in using the server, contact your service representative to obtain formal licenses for the server before the evaluation period has elapsed. Without formal licenses, the server will not support disaster recovery manager after the expiration date shown.

---

### ANR9626E (AIX) Invalid license certificate file: *file name*.

**Explanation:** The specified file does not contain valid license certificate information.

**System action:** The license registration command ignores the contents of the file.

**User response:** Examine the file specification entered, including wildcard characters, to determine if it names the license certificate file(s) you intended to use. If an error is found, re-try the command with the corrected specification. If an error cannot be found, contact your service representative.

---

### ANR9627E (AIX) Cannot access node license lock file: *file name*.

**Explanation:** The server was not able to access the specified file. The node lock file contains licensing information for the server.

**System action:** The license function fails.

**User response:** Examine the file specification

displayed and ensure that the file attributes will allow the server to access the file. The location of the file is either in the directory from which the server is started, or in the directory specified by the DSMSEV\_DIR environment variable. Re-specify the DSMSEV\_DIR environment variable if this specification is in error. Also ensure that there is sufficient space on the drive specified for the file. If the problem persists after these corrections have been made, contact your service representative.

---

### ANR9628E (Windows) Unexpected error encountered in iFor/LS (SystemView License Use Management) routine *license interface name status=xreported status code*.

**Explanation:** The server encountered an unexpected error in accessing the SystemView License Use Management function specified.

**System action:** The server license monitoring operation fails

**User response:** The SystemView License Use Management product is installed during normal server installation. Check to make sure that the product was installed correctly. If the installation was successful, re-boot your system and re-start the server. If this message continues to be issued, contact your service representative.

---

### ANR9629E (Windows) Could not open file *file name*.

**Explanation:** The server could not open the license certificate file specified.

**System action:** The license registration command fails.

**User response:** Examine the file specification entered, including wildcard characters, to determine if it names the license certificate file(s) you intended to use. If an error is found, re-try the command with the corrected specification. If an error cannot be found, contact your service representative.

---

### ANR9630E (Windows) Invalid license certificate file: *file name*.

**Explanation:** The specified file does not contain valid license certificate information.

**System action:** The license registration command ignores the contents of the file.

**User response:** Examine the file specification entered, including wildcard characters, to determine if it names the license certificate file(s) you intended to use. If an error is found, re-try the command with the corrected specification. If an error cannot be found, contact your service representative.

---

**ANR9631E (Windows) Cannot access node license  
lock file: *file name*.**

**Explanation:** The server was not able to access the specified file. The node lock file contains licensing information for the server.

**System action:** The license function fails.

**User response:** Examine the file specification displayed and ensure that the file attributes will allow the server to access the file. The location of the file is either in the directory from which the server is started, or in the directory specified by the DSMSEV\_DIR environment variable. Re-specify the DSMSEV\_DIR environment variable if this specification is in error. Also ensure that there is sufficient space on the drive specified for the file. If the problem persists after these corrections have been made, contact your service representative.

---

**ANR9632I (Windows) Cannot load licensing DLL  
library: *DLL file name* : the server will  
assume evaluation licensing mode.**

**Explanation:** The server was not able to load the specified dynamic link library.

**System action:** Server licensing assumes Try and Buy mode with licenses for 180 days.

**User response:** The named DLL library(ies) are required for the server to support feature licensing. If you are running an evaluation copy of the server, this message should not cause concern and is normal. If the libraries are installed and this message continues to be issued, contact a support representative for assistance.

---

**ANR9634E (AIX) *command name*: No license certificate  
files were found with the *file name*  
specification specification.**

**Explanation:** The server did not find any license certificate file(s) with the file name specification entered.

**System action:** The license registration command fails.

**User response:** Examine the file specification entered, including wildcard characters, to determine if it names the license certificate file(s) you intended to use. The file name specification indicates the fully qualified file name the server was trying to read. The directory used to locate the license certificate files when no explicit path is provided is determined as follows:

- The directory path pointed by the environmental variable DSMSEV\_DIR if this variable is defined
- The current working directory of the server process if the DSMSEV\_DIR variable is not defined

If an error is found, re-try the command with the corrected specification. If an error cannot be found, contact your service representative.

---

**ANR9634E (Linux) *command name*: No license  
certificate files were found with the *file*  
*name specification* specification.**

**Explanation:** The server did not find any license certificate file(s) with the file name specification entered.

**System action:** The license registration command fails.

**User response:** Examine the file specification entered, including wildcard characters, to determine if it names the license certificate file(s) you intended to use. If an error is found, re-try the command with the corrected specification. If an error cannot be found, contact your service representative.

---

**ANR9634E (Windows) *command name*: No license  
certificate files were found with the *file*  
*name specification* specification.**

**Explanation:** The server did not find any license certificate file(s) with the file name specification entered.

**System action:** The license registration command fails.

**User response:** Examine the file specification entered, including wildcard characters, to determine if it names the license certificate file(s) you intended to use. If an error is found, re-try the command with the corrected specification. If an error cannot be found, contact your service representative.

---

**ANR9635E (Linux) Invalid license certificate file: *file*  
*name*.**

**Explanation:** The specified file does not contain valid license certificate information.

**System action:** The license registration command ignores the contents of the file.

**User response:** Examine the file specification entered, including wildcard characters, to determine if it names the license certificate file(s) you intended to use. If an error is found, re-try the command with the corrected specification. If an error cannot be found, contact your service representative.

---

**ANR9635E (Windows) Invalid license certificate file:  
*file name*.**

**Explanation:** The specified file does not contain valid license certificate information.

**System action:** The license registration command ignores the contents of the file.

**User response:** Examine the file specification entered, including wildcard characters, to determine if it names the license certificate file(s) you intended to use. If an error is found, re-try the command with the corrected

## ANR9636E (Linux) • ANR9639W (Linux)

specification. If an error cannot be found, contact your service representative.

---

### ANR9636E (Linux) Could not open file *file name*.

**Explanation:** The server could not open the license certificate file specified.

**System action:** The license registration command fails.

**User response:** Examine the file specification entered, including wildcard characters, to determine if it names the license certificate file(s) you intended to use. If an error is found, re-try the command with the corrected specification. If an error cannot be found, contact your service representative.

---

### ANR9636E (Windows) Could not open file *file name*.

**Explanation:** The server could not open the license certificate file specified.

**System action:** The license registration command fails.

**User response:** Examine the file specification entered, including wildcard characters, to determine if it names the license certificate file(s) you intended to use. If an error is found, re-try the command with the corrected specification. If an error cannot be found, contact your service representative.

---

### ANR9637E (Linux) Cannot access node license lock file: *file name*.

**Explanation:** The server was not able to access the specified file. The node lock file contains licensing information for the server.

**System action:** The license function fails.

**User response:** Examine the file specification displayed and ensure that the file attributes will allow the server to access the file. The location of the file is either in the directory from which the server is started, or in the directory specified by the DSMSESRV\_DIR environment variable. Re-specify the DSMSESRV-DIR environment variable if this specification is in error. Also ensure that there is sufficient space on the drive specified for the file. If the problem persists after these corrections have been made, contact your service representative.

---

### ANR9637E (Windows) Cannot access node license lock file: *file name*.

**Explanation:** The server was not able to access the specified file. The node lock file contains licensing information for the server.

**System action:** The license function fails.

**User response:** Examine the file specification displayed and ensure that the file attributes will allow the server to access the file. The location of the file is

either in the directory from which the server is started, or in the directory specified by the DSMSESRV\_DIR environment variable. Re-specify the DSMSESRV-DIR environment variable if this specification is in error. Also ensure that there is sufficient space on the drive specified for the file. If the problem persists after these corrections have been made, contact your service representative.

---

### ANR9638W (Linux) License registration is not supported on this server.

**Explanation:** The REGISTER LICENSE command fails because the license authorization module cannot be found.

**System action:** Server operation continues; licensing terms are not changed by the REGISTER LICENSE command.

**User response:** The license authorization file is required for formal licensing for the server. The file is delivered when the product is purchased, but it is not available in the product service stream or with demonstration copies of the server. If you have purchased the server, contact your service representative for assistance in resolving this problem.

---

### ANR9638W (Windows) License registration is not supported on this server.

**Explanation:** The REGISTER LICENSE command fails because the license authorization module cannot be found.

**System action:** Server operation continues; licensing terms are not changed by the REGISTER LICENSE command.

**User response:** The license authorization file is required for formal licensing for the Windows server. The file is delivered when the product is purchased, but it is not available in the product service stream or with demonstration copies of the server. If you have purchased the server, contact your service representative for assistance in resolving this problem.

---

### ANR9639W (Linux) Unable to load Shared License File *shared library*.

**Explanation:** The server was unable to load the shared library.

**System action:** Server operation continues, but functions that require the shared library will be inoperative.

**User response:** Make sure the shared library is accessible/readable. This message is normal for those servers in the Try-N-Buy mode.

---

**ANR9640E (Linux) Unable to load procedure address from shared library *shared library* license module.**

**Explanation:** The server module is unable to load the address of a routine in the indicated shared library for license loading.

**System action:** Server operation continues, but the function that requires the shared library will be inoperative.

**User response:** Ensure that the shared library is accessible. If the problem persists, contact your Customer Service Representative.

---

**ANR9641W (Linux) One or more EVALUATION LICENSES will expire on *expiration date*.**

**System action:** Server operation continues.

**User response:** Halt the server and erase the nodelock file in the server startup directory. After restarting the server, use the REGISTER LICENSE command to define the licensed features that you have purchased with your server. These licenses should NOT have an expiration date, so this message should not appear after re-registering the proper licenses. If this message persists, contact your service representative.

---

**ANR9642E (Linux) The specified license authorization code (*license authorization code*) is invalid.**

**Explanation:** The license authorization code which you entered using the REGISTER LICENSE command is invalid.

**System action:** No additional licenses are registered. Server operation continues.

**User response:** Obtain a valid license authorization code and try the command again.

---

**ANR9676E (AIX) Error *errno* attaching memory segment for shared memory communications.**

**Explanation:** An error occurred while attempting to attach a shared memory segment for a shared communications session.

**System action:** The shared memory communications session does not initialize.

**User response:** Check the AIX documentation for the shmat subroutine and determine what the error number indicates. On AIX, if the error number is EMFILE, make sure the EXTSHM environment variable is set to ON before starting the server. This allows the server to support more than 3 concurrent shared memory sessions.

---

**ANR9676E (Linux) Error *errno* attaching memory segment for shared memory communications.**

**Explanation:** An error occurred while attempting to attach a shared memory segment for a shared communications session.

**System action:** The shared memory communications session does not initialize.

**User response:** Check the AIX documentation for the shmat subroutine and determine what the error number indicates. On AIX, if the error number is EMFILE, make sure the EXTSHM environment variable is set to ON before starting the server. This allows the server to support more than 3 concurrent shared memory sessions.

---

**ANR9677E (AIX) Failed to allocate memory for shared memory communications. Error: *error text*.**

**Explanation:** An error has occurred when attempting to get memory for the shared communications option.

**System action:** Shared memory communications will not be activated.

---

**ANR9677E (Linux) Failed to allocate memory for shared memory communications. Error: *error text*.**

**Explanation:** An error has occurred when attempting to get memory for the shared communications option.

**System action:** Shared memory communications will not be activated.

**User response:** None.

---

**ANR9678E (AIX) Failed to allocate message queue for the shared memory communications Error: *error text*.**

**Explanation:** An error has occurred when attempting to get memory for the shared communications option.

**System action:** Shared memory communications will not be activated.

---

**ANR9678E (Linux) Failed to allocate message queue for the shared memory communications Error: *error text*.**

**Explanation:** An error has occurred when attempting to get memory for the shared communications option.

**System action:** Shared memory communications will not be activated.

**User response:** None.

---

**ANR9678W (Windows)** *File name used for server executable. A server is currently running as a service.*

**Explanation:** The name of the executable used when the server is running as a service cannot be used in the plan file.

**System action:** PREPARE uses file name identified in the message within the plan file and generation of the plan file continues.

**User response:** None.

---

**ANR9679W (AIX)** *Command: The file file name cannot be found.*

**Explanation:** The specified file cannot be found.

**System action:** For the default server executable file, the PREPARE command uses /opt/IBMadsm-s/bin/dsmserv.

**User response:** Determine why the file does not exist and create it if necessary.

---

**ANR9679W (Windows)** *Command: Unable to locate file file name.*

**Explanation:** The specified file cannot be found.

**System action:** PREPARE uses the following default file names in the plan file:

- For the server executable the default is c:\progra~1\tivoli\tsm\server\dsmserv.

**User response:** Determine why file does not exist; create if necessary.

---

**ANR9680W (AIX)** *Command: Could not obtain AIX logical volume information for volume name while building stanza recovery plan stanza name.*

**Explanation:** This volume is defined to the server but PREPARE can not obtain AIX logical volume information for it from the AIX Object Data Manager (ODM).

**System action:** The entry for the volume is not included in the recovery plan stanza.

**User response:** This message should be preceded by another error message which contains the ODM error code.

---

**ANR9680W (Windows)** *Unable to locate path for component in registry.*

**Explanation:** The path to the component could not be found in the registry.

**System action:** PREPARE uses the following default path names in the plan file:

- For the components installation directory the default is c:\progra~1\tivoli\tsm\server\
- For the administrative command line client the default is c:\progra~1\tivoli\tsm\baclient\
- For the disk formatting utility the default is c:\progra~1\tivoli\tsm\utils\

**User response:** Determine why path does not exist; install components if necessary.

---

**ANR9681W (AIX)** *Command: Volume file name not found while building stanza recovery plan stanza name.*

**Explanation:** This volume is defined to the server but does not exist. The device class associated with the volume is DISK or the device class device type is FILE.

**System action:** The entry for the volume is not included in the recovery plan stanza.

**User response:** Determine why the file does not exist; create it if necessary.

---

**ANR9681W (Windows)** *Command: Volume file name not found while building stanza recovery plan stanza name.*

**Explanation:** This volume is defined to the server but does not exist. The device class associated with the volume is DISK or the device class device type is FILE.

**System action:** The entry for the volume is not included in the recovery plan stanza.

**User response:** Determine why file does not exist; create if necessary.

---

**ANR9682E (AIX)** *Command: Generated file name too long. Length of directory or prefix 'prefix' plus 'name' exceeds maximum characters characters.*

**Explanation:** The file name generated is too long. The maximum valid length is shown in the message.

**System action:** The recovery plan file was not created.

**User response:** Reissue the command specifying a valid prefix. The following commands are used to specify the prefix:

- SET DRMPPLANPREFIX
  - SET DRMINSTRPREFIX
  - PREPARE
- 

**ANR9682E (Windows)** *Command: Generated file name too long. Length of directory or prefix 'prefix' plus 'name' exceeds maximum characters characters.*

**Explanation:** The file name generated is too long. The maximum valid length is shown in the message.



**System action:** The recovery plan file was not created.

**User response:** Reissue the command specifying a valid prefix. The following commands are used to specify the prefix:

- SET DRMPPLANPREFIX
- SET DRMINSTRPREFIX
- PREPARE

---

**ANR9683E (AIX) Command: Cannot generate fully qualified file name for 'name'.**

**Explanation:** A failure occurred expanding the specified file name.

**System action:** Recovery plan file not created.

**User response:** Reissue the command specifying a valid prefix. The following commands are used to specify the prefix:

- SET DRMPPLANPREFIX
- SET DRMINSTRPREFIX
- PREPARE

---

**ANR9683E (Windows) Command: Cannot generate fully qualified file name for 'name'.**

**Explanation:** A failure occurred expanding the specified file name.

**System action:** Recovery plan file not created.

**User response:** Reissue the command specifying a valid prefix. The following commands are used to specify the prefix:

- SET DRMPPLANPREFIX
- SET DRMINSTRPREFIX
- PREPARE

---

**ANR9684E (AIX) Command: Cannot generate server options file name.**

**Explanation:** A failure occurred generating the server options file name.

**System action:** Recovery plan file not created.

**User response:** See accompanying messages for more information.

---

**ANR9684E (Windows) Command: Cannot generate server options file name.**

**Explanation:** A failure occurred generating the server options file name.

**System action:** Recovery plan file not created.

**User response:** See accompanying messages for more information.

---

**ANR9685E (AIX) Command: Cannot generate a volume history file name.**

**Explanation:** A failure occurred generating the volume history file name.

**System action:** Recovery plan file not created.

**User response:** See accompanying messages for more information.

---

**ANR9685E (Windows) Command: Cannot generate a volume history file name.**

**Explanation:** A failure occurred generating the volume history file name.

**System action:** Recovery plan file not created.

**User response:** See accompanying messages for more information.

---

**ANR9686E (AIX) Command: Cannot generate a device configuration file name.**

**Explanation:** A failure occurred generating the device configuration file name.

**System action:** Recovery plan file not created.

**User response:** See accompanying messages for more information.

---

**ANR9686E (Windows) Command: Cannot generate a device configuration file name.**

**Explanation:** A failure occurred generating the device configuration file name.

**System action:** Recovery plan file not created.

**User response:** See accompanying messages for more information.

---

**ANR9687W (Windows) Cannot load the Microsoft dll NTMSAPI.DLL. Removable Media Support will not be available.**

**Explanation:** The Microsoft dll NTMSAPI.DLL is required for removable media. It is usually found in the Windows System32 directory but can be removed if the Windows feature called Removable Media is turned off. In Windows 2008, Removable Media is off by default.

**System action:** Processing continues.

**User response:** Ignore this message if storing to a drive or turn on the Removable Media feature in Windows.

---

**ANR9751E** The volume in drive '*drive name*' is not compatible with the drive.

**Explanation:** The volume cannot be used in the drive. It is most likely an outdated media type that the drive cannot write.

**System action:** The volume is not labeled.

**User response:** Remove the volume; replace it with a different type known to work in the drive, or press ENTER to end the program.

---

**ANR9756I** No volumes were found.

**Explanation:** No volumes are found in the library. This means that in a 349x ATL, no volumes were found in the insert category (xFF00), and that in a SCSI autochanger, no cartridges were loaded into the library.

**System action:** The program terminates normally.

**User response:** Insert cartridges into the library. For a 349x ATL, this may involve changing the category of previously inserted cartridges to be relabeled.

---

**ANR9757E** SAN discovery is unable to complete.

**Explanation:** SAN discovery will not complete if a drive serial number is not specified.

**System action:** None.

**User response:** Check the library configuration with the IBM Tape Diagnostic Tool (ITDT) or lbtest utility. Ensure that the element addresses of the tape drives are configured correctly in the tape library, and verify that all of the tape drives exist in the library with their serial number. If there is an existing tape drive without a serial number, contact the library vendor for assistance.

---

**ANR9758W** Error mounting volume '*volume name*'.

**Explanation:** An error occurs while mounting the volume to the drive. This may not be an error since the volume or drive maybe in use or locked in a shared environment.

**System action:** The specified volume is bypassed for labeling.

**User response:** Ensure that the volume is not locked or in use if label is required.

---

**ANR9761E** The path of drive *drive name* in library *library name* has been changed from *original drive path* to *new drive path* The new path will not be updated because we can not get the model type using new path.

**Explanation:** The drive's new path can not be updated because we detect a different device type compared to

the Database using this new path. The problem may be the new path has an incorrect format for the device driver.

**System action:** .

**User response:** The user needs to check if there are two device special file names for the same drive. For AIX, please make sure the IBM drive is /dev/rmt and IBM Spectrum Protect drive is /dev/mt. For Solaris, please make sure the Solaris native device driver is not installed.

---

**ANR9771E** Volume *volume name* has an incorrect barcode label describing the volume's WORM type.

**Explanation:** In an attempt to CHECKIN or LABEL a volume it was discovered that the volume's true WORM characteristic didn't match that described by its barcode label.

**System action:** The volume is not checked in.

**User response:** The volume was probably mislabeled. Find the volume in the library. Simply remove the volume, or swap the barcode label with a label of the opposite WORM characteristic (WORM for non-WORM or vice versa) and retry the check in command.

---

**ANR9774W** Volume *volume name* should be freed of data as soon as possible.

**Explanation:** The server has received an indication from the 3995 that the indicated volume is out of spare sectors for re-allocation. Spare sectors are reserved to take the place of sectors that experience I/O problems. The re-allocation can take place on either a read or write.

**System action:** The indicated volume is marked read-only by the server.

**User response:** A MOVE DATA command should be used as soon as possible to move the data from this cartridge to other cartridges in the library. This cartridge should NOT be marked read-write again through the UPDATE VOLUME command.

---

**ANR9775E** Error while writing on volume *volume name* (RC=*internal code*).

**Explanation:** An I/O error has occurred while writing on the specified volume.

**System action:** The operation fails.

**User response:** Ensure that the 3995 volume is accessible and that the media is usable. Diagnostics may have to be run on the 3995 with the specified volume. If the problem persists, contact your service representative and provide the internal code values from this message. The internal code is returned to the server from the OS/2 operating system.

---

**ANR9776I** File *file name* is being erased and deleted. Data erasure may take several minutes.

**Explanation:** A file is being deleted from an optical library cartridge. The file is deleted when a LAN3995 device class volume is deleted. File deletion includes erasure of data. The erasure process can take several minutes to complete.

**System action:** The operation continues.

**User response:** None.

---

**ANR9778E** Unable to establish a communication session with the primary library manager.

**Explanation:** The requested operation required that a communication session be established with a library manager. The library manager was found to be unavailable at this time.

**System action:** None.

**User response:** Verify the primary library manager is up and operational. Once the server is verified to be operational, retry the operation.

---

**ANR9779E** Unable to acquire a drive for volume *volume name* from the library manager.

**Explanation:** The library manager was unable to assign a drive to the library client. There are a couple of situations that can cause this error.

- All drives are currently allocated to other library clients or the library manager.
- The request for a specific drive cannot be satisfied. This can occur if a drive on the library client side is marked offline or is currently busy with another process.
- A communication error occurred during the request to mount a volume.
- The requested volume was not present in the library manager's inventory

**System action:** None.

**User response:** Verify that a drive is available on the library manager side and the drive is currently not busy or marked offline on the library client. Set the mount retention on the device class on the library manager and the library clients to a lower value. Using a lower mount retention value can free up drives.

---

**ANR9780E** Volume *volume name* is not mounted in drive from the library *drive name*.

**Explanation:** A communication error occurred while dismount the volume.

**System action:** None.

---

**User response:** Verify the library manager is up and operational. Verify that the library manager and library client can communicate using command routing.

---

**ANR9781E** Volser *volume name* was not found to be mounted on the library manager.

**Explanation:** According to the library manager the requested volume is no longer mounted. The can occurred if the library manager forced the volume to be dismounted because of a communication error.

**System action:** None.

**User response:** Verify that the volume has been dismounted.

---

**ANR9782E** Primary Library Manager *primary library manager name* is NOT defined as a server.

**Explanation:** The primary library manager server has not be defined to this server.

**System action:** None.

**User response:** Define the server to this server using the DEFINE SERVER command.

---

**ANR9783E** Primary Library Manager does not contain a valid value.

**Explanation:** The primary library manager server has not be defined to this server.

**System action:** None.

**User response:** Define the server to this server using the DEFINE SERVER command.

---

**ANR9784E** Secondary Library Manager *secondary library manager name* is NOT defined as a server.

**Explanation:** The secondary library manager server name has not be defined to this server.

**System action:** None.

**User response:** Define the server to this server using the DEFINE SERVER command.

---

**ANR9785E** Drive *drive name*, is not defined on the library manager.

**Explanation:** A drive is being defined that does not exist or is being managed by the library manager.

**System action:** None.

**User response:** Verify drive name with the library manager.

---

---

**ANR9786E**    **A communication error has occurred.**  
**Operation ending.**

**Explanation:** A communication error occurred.

**System action:** None.

**User response:** Verify the library manager is up and operational. Verify that the library manager and library client can communicate using command routing.

---

**ANR9787E**    **The owner name specified is not defined to this server.**

**Explanation:** A command was issued specifying ownership of a volume. The name of the owner given was not defined to this server.

**System action:** None.

**User response:** Define the server to this server using the DEFINE SERVER command.

---

**ANR9788E**    **Command: Library library name is not defined - the primary library manager not defined.**

**Explanation:** The designated library is not defined because the primary library manager is not defined as a server to this server.

**System action:** The command is not processed.

**User response:** Define the server to this server using the DEFINE SERVER command.

---

**ANR9789E**    **Command: Library library name is not defined - the secondary library manager not defined.**

**Explanation:** The designated library is not defined because the secondary library manager is not defined as a server to this server.

**System action:** The command is not processed.

**User response:** Define the server to this server using the DEFINE SERVER command.

---

**ANR9790W**    **Request to mount volume *Volume Name* for library client *Library Client Name* failed.**

**Explanation:** A library client requested a volume to be mount by the library manager, which in turn failed.

**System action:** None.

**User response:** Verify the status of all drives are currently online and not in use by other library clients or the library manager itself. Free up drive resources as needed.

---

**ANR9791I**    **Volume *Volume Name* in library *Library Name* ownership is changing from *Current volume owner* to *New Volume owner*.**

**Explanation:** In a shared library, the volume ownership has been changed from current owner to new owner.

**System action:** None.

**User response:** None.

---

**ANR9792E**    **Library *Library Name* on library manager *Library Manager Name* is currently not being shared.**

**Explanation:** A define library command attempted to define a shared library that was not being shared by the library manager.

**System action:** None.

**User response:** Verify the library on the library manager is being shared. If the library is not being shared, update the library shared status to yes.

---

**ANR9793I**    *process name in library library name-*  
**CANCEL PENDING.**

**Explanation:** In response to a QUERY PROCESS command, this message displays the status for a process on the server. The command was started, but the process was canceled by an administrator.

**System action:** The background process operation is being terminated.

**User response:** None.

---

**ANR9794E**    **Unable to load the RSM dynamic link library *dynamic link library*.**

**Explanation:** The server module is unable to load the indicated dynamic link library.

**System action:** Server operation continues, but the function that requires the dynamic link library will be inoperative.

**User response:** Ensure that the installed Windows version supports RSM. Ensure that the Removable Storage Manager is installed and the system DLL is accessible.

---

**ANR9795E**    **Command: Invalid storage agent name *storage agent name*.**

**Explanation:** The designated storage agent name is invalid; either it contains too many characters, or some of the characters are invalid.

**System action:** The command is not processed.

**User response:** Reissue the command using a valid storage agent name.

---

**ANR9796E** *Command: Drive mapping is already defined for drive **drive name** in library **library name** on storage agent **storage agent name**.*

**Explanation:** The designated drive mapping cannot be defined because it has already been defined for the specified drive, library, and storage agent.

**System action:** The command is not processed.

**User response:** If you want to define an additional drive mapping, reissue the command with a different drive name.

---

**ANR9797E** *Command: Drive mapping for drive **drive name** is not defined in library **library name** on storage agent **storage agent name**.*

**Explanation:** The designated drive map has not been defined for the given drive in the given library on the given storage agent.

**System action:** The command is not processed.

**User response:** Reissue the command using a different drive name. If appropriate, define the drive before retrying the command.

---

**ANR9798E** *Command: One or more paths are still defined for drive **drive name** in library **library name**.*

**Explanation:** The designated drive cannot be deleted because there are still paths defined for it.

**System action:** The command is not processed.

**User response:** Delete all paths for the drive, and reissue the command.

---

**ANR9799E** *Command: Library **Library Name** is currently not being shared.*

**Explanation:** The command attempted to perform an operation that is not allowed unless the library is allowed to be shared.

**System action:** None.

**User response:** Verify the library on the library manager is being shared. If the library is not being shared, update the library shared parameter to yes.

---

**ANR9800E** *Library **Library Name** is currently not being shared and attempted an operation only allowed for shared libraries.*

**Explanation:** The command attempted to perform an

operation that is not allowed unless the library is allowed to be shared.

**System action:** None.

**User response:** Verify the library on the library manager is being shared. If the library is not being shared, update the library shared parameter to yes.

---

**ANR9801I (Windows) ANR9801: Ready for operations.**

**Explanation:** The device driver has successfully initialized and is ready to accept requests from the server.

**System action:** Processing continues.

**User response:** None.

---

**ANR9803W (Windows) ANR9803: ERROR! Insufficient free memory to initialize driver.**

**Explanation:** The server device driver is unable to initialize due to an inability to acquire dynamic storage.

**System action:** Processing continues. The device driver is not available to process requests from the server.

**User response:** For minimum storage requirements, refer to *Licensed Program Specifications*?2. You must have sufficient memory in your system to initialize Windows and the device drivers you want to use.

---

**ANR9810I (Windows) ANR9810: SCSI Tape Device Driver Initializing...**

**Explanation:** The server SCSI tape device driver has been invoked by the system and is initializing.

**System action:** Processing continues.

**User response:** None.

---

**ANR9820I (Windows) ANR9820: SCSI Autochanger Device Driver Initializing...**

**Explanation:** The server SCSI automatic changer device driver has been invoked by the system and is initializing.

**System action:** Processing continues.

**User response:** None.

---

**ANR9900W (AIX) Attention -- Accounting records could not be written to the file: *filespec*.**

**Explanation:** The server detects an error while trying to open the accounting file.

**System action:** Server processing continues.

**User response:** Ensure that there is sufficient disk

## ANR9900W (Linux) • ANR9905W (AIX)

space and that the accounting file is not marked as read-only.

---

### ANR9900W (Linux) Attention -- Accounting records could not be written to the file: *file name*.

**Explanation:** The server detects an error while trying to open the accounting file.

**System action:** Server processing continues, but no accounting records are written.

**User response:** Ensure that there is sufficient disk space and that the accounting file is not marked as read-only.

---

### ANR9900W (Windows) Attention -- Accounting records could not be written to the file: *filespec*.

**Explanation:** The server detects an error while trying to open the accounting file.

**System action:** Server processing continues.

**User response:** Ensure that there is sufficient disk space and that the accounting file is not marked as read-only.

---

### ANR9901W (AIX) Attention -- Accounting records could not be written to the file: *filespec*.

**Explanation:** The server detects an error while trying to write an accounting record.

**System action:** Server processing continues.

**User response:** Ensure that there is sufficient disk space and that the accounting file is not marked as read-only.

---

### ANR9901W (Linux) Attention -- Accounting records could not be written to the file: *file name*.

**Explanation:** The server detects an error while trying to write an accounting record.

**System action:** Server processing continues.

**User response:** Ensure that there is sufficient disk space and that the accounting file is not marked as read-only.

---

### ANR9901W (Windows) Attention -- Accounting records could not be written to the file: *filespec*.

**Explanation:** The server detects an error while trying to write an accounting record.

**System action:** Server processing continues.

**User response:** Ensure that there is sufficient disk space and that the accounting file is not marked as read-only.

---

### ANR9902W (AIX) Attention -- Accounting records could not be written to the file: *filespec*.

**Explanation:** The server detects an error while trying to close the accounting file.

**System action:** Server processing continues.

**User response:** Ensure that sufficient disk space is available and that the accounting file is not marked as read-only.

---

### ANR9902W (Linux) Attention -- Accounting records could not be written to the file: *file name*.

**Explanation:** The server detects an error while trying to close the accounting file.

**System action:** Server processing continues.

**User response:** Ensure that there is sufficient disk space and that the accounting file is not marked as read-only.

---

### ANR9902W (Windows) Attention -- Accounting records could not be written to the file: *filespec*.

**Explanation:** The server detects an error while trying to close the accounting file.

**System action:** Server processing continues.

**User response:** Ensure that there is sufficient disk space and that the accounting file is not marked as read-only.

---

### ANR9904E (AIX) Adapter device *Device name* failed to open.

**Explanation:** Permission was denied. The server did not complete the logical unit number (LUN) reset function to clear the reservation from the tape drive.

**System action:** Server operations continue, but the target tape drive is inaccessible.

**User response:** To resolve the issue, take one of the following actions: - Run a power cycle to the target tape drive - If the tape drive supports persistent reserve, change the reservation type from SCSI-2 to the persistent reserve type that is used for the tape device driver.

---

### ANR9905W (AIX) Unable to open file *file*. Error message generated by AIX

**Explanation:** The server was unable to open the indicated file.

**System action:** The operation that was to use the indicated file fails.

**User response:** Determine the reason for being unable to open the file and re-attempt the operation. Common

reasons for being unable to open the file include providing the wrong name, having insufficient authorization to open the file and not being the file's owner.

---

**ANR9905W (Linux)** Unable to open file *file*. Error message generated by Linux.

**Explanation:** The server was unable to open the indicated file.

**System action:** The operation that was to use the indicated file fails.

**User response:** Determine the reason for being unable to open the file and re-attempt the operation. Common reasons for being unable to open the file include providing the wrong name, having insufficient authorization to open the file and not being the file's owner.

---

**ANR9905W (Windows)** Unable to open file *file*. Error message generated by Windows.

**Explanation:** The server was unable to open the indicated file.

**System action:** The operation that was to use the indicated file fails.

**User response:** Determine the reason for being unable to open the file and re-attempt the operation. Common reasons for being unable to open the file include providing the wrong name, having insufficient authorization to open the file and not being the file's owner.

---

**ANR9906E (AIX)** The volume named *volume name* is larger than is allowed for a volume on your system. Maximum allowed size is *allowed size*.

**Explanation:** While attempting to open a volume the server detected that the volume size exceeds the maximum allowed.

**System action:** The operation fails.

**User response:** Define multiple smaller volumes.

---

**ANR9950W (Windows)** Attention -- License option could not be written to the file: *filespec*.

**Explanation:** The server detects an error while trying to write to the options file.

**System action:** Server processing continues.

**User response:** Ensure that there is sufficient disk space and that the options file is not marked as read-only.

---

**ANR9951W (Windows)** Attention -- License option could not be written to the file: *filespec*.

**Explanation:** The server detects an error while trying to close the options file.

**System action:** Server processing continues.

**User response:** Ensure that there is sufficient disk space and that the options file is not marked as read-only.

---

**ANR9952E (Windows)** Command: Invalid value specified for licensed storage capacity - *value*.

**Explanation:** The specified command has been issued with an invalid value.

**System action:** Server operation continues, but the command is not processed.

**User response:** Issue the command using a valid value.

---

**ANR9953E (Windows)** Command: Invalid value specified for number of licensed clients - *value*.

**Explanation:** The specified command has been issued with an invalid value.

**System action:** Server operation continues, but the command is not processed.

**User response:** Issue the command using a valid value.

---

**ANR9955W (Windows)** Unable to load dynamic link library *dynamic link library*.

**Explanation:** The server module is unable to load the indicated dynamic link library.

**System action:** Server operation continues, but the function that requires the dynamic link library will be inoperative.

**User response:** Ensure that the dynamic link library directories are accessible. If this is an evaluation copy of the server, then this message is normal for the DSMREG library, since the library is only provided with purchased Windows servers. The server licensing will assume "Try and Buy" mode with sample licensed options for a period of time.

---

**ANR9956E (Windows)** Unable to load procedure address from dynamic link library *dynamic link library*.

**Explanation:** The server module is unable to load the address of a routine in the indicated dynamic link library.

**System action:** Server operation continues, but the

## ANR9957W (Windows) • ANR9964W (Windows)

function that requires the dynamic link library will be inoperative.

**User response:** Ensure that the dynamic link library directories are accessible. If the problem persists, contact your service representative.

---

### ANR9957W (Windows) One or more EVALUATION LICENSES will expire on *expiration date*.

**Explanation:** Although you are running with a purchased version of the server, there are one or more licenses registered that will expire on the date specified. This is usually the case when you have been using evaluation licenses prior to purchasing the server for Windows.

**System action:** Server operation continues.

**User response:** Halt the server and erase the nodelock file in the server startup directory. After restarting the server, use the REGISTER LICENSE command to define the licensed features that you have purchased with your Windows server. These licenses should NOT have an expiration date, so this message should not appear after re-registering the proper licenses. If this message persists, contact your service representative.

---

### ANR9958W (Windows) Node entry *node name* was removed from this server's definition in Active Directory.

**Explanation:** In response to a REMOVE NODE command, the requested backup-archive node has been removed from this server's definition in Active Directory.

**System action:** None.

**User response:** None.

---

### ANR9959W (Windows) Node entry *node name* was not removed from this server's definition in Active Directory.

**Explanation:** In response to a REMOVE NODE command, the requested backup-archive node has not been removed from this server's definition in Active Directory.

**System action:** None.

**User response:** To remove a node entry in the Active Directory, the option "adunregister" has to be set to "yes" in the server options file. A domain controller must also be available. The Active Directory Configuration wizard can be used to manually update the server definition.

---

### ANR9960W (Windows) Node entry *node name* has been added to this server's definition in Active Directory.

**Explanation:** The requested backup-archive node entry has been added to this server's definition in Active Directory in response to a REGISTER NODE command.

**System action:** None.

**User response:** None.

---

### ANR9961W (Windows) Node entry *node name* has not been added to this server's definition in Active Directory.

**Explanation:** The requested backup-archive node entry has not been added to this server's definition in Active Directory in response to a REGISTER NODE command.

**System action:** None.

**User response:** To register a node entry in the Active Directory, the option "adregister" has to be set to "yes" in the server options file. A domain controller must also be available. The Active Directory Configuration wizard can be used to manually update the server definition.

---

### ANR9962W (Windows) Node entry *node name* was renamed in this server's definition in Active Directory.

**Explanation:** In response to a RENAME NODE command, the requested backup-archive node has been renamed to the new name shown.

**System action:** None.

**User response:** None.

---

### ANR9963W (Windows) Node entry *node name* was not renamed in this server's definition in Active Directory.

**Explanation:** In response to a RENAME NODE command, the requested backup-archive node has not been renamed.

**System action:** None.

**User response:** To Rename Node in the Active Directory, the options "adregister" and "adunregister" have to be set to "yes" in the server options file. A domain controller must also be available. The Active Directory Configuration wizard can be used to manually update the server definition.

---

### ANR9964W (Windows) Failed to access Active Directory. RC: *return code*

**Explanation:** Could not communicate with an Active Directory server.

**System action:** Server operation continues.



**User response:** Try using the option "adsetdc" in the server options file to explicitly provide the TCP/IP address of the domain controller where Active Directory is located.

---

**ANR9965W (Windows) Could not create the initial node list in Active Directory for this server.**

**Explanation:** At startup the server's registered nodes could not be added to the server definition in Active Directory

**System action:** Server operation continues.

**User response:** Try using the option "adsetdc" in the server options file to explicitly provide the TCP/IP address of the domain controller where Active Directory is located.

---

**ANR9966I (Windows) NodeName *node name*.**

**Explanation:** The NodeName is registered in Active Directory.

**System action:** Server operation continues.

**User response:** None.

---

**ANR9967I (Windows) Server *server name* was defined in Active Directory.**

**Explanation:** The server is registered in Active Directory.

**System action:** None.

**User response:** None.

---

**ANR9968I (Windows) Success accessing Active Directory.**

**Explanation:** Active Directory Server could be contacted.

**System action:**

**User response:** None.

---

**ANR9969E (Windows) Unable to open volume *volume name*. The most likely reason is that another IBM Spectrum Protect server is running and has the volume allocated.**

**Explanation:** Only one IBM Spectrum Protect server can have a given volume open at a time.

**System action:** The IBM Spectrum Protect server does not start.

**User response:** See if another IBM Spectrum Protect server is already running and if so use it.

---

**ANR9999D (*component*)(*code*):(*text*)**

**Explanation:** The diagnostic text of this message is related to a server process or algorithm. The information is intended for reporting processing exceptions and other non-standard situations that occur on the server. The (*component*), (*code*), and (*text*) vary, and server processing may continue, depending upon the cause of the message and the server process or algorithm issuing the message.

**System action:** Issue the SET CONTEXTMESSAGING command and set the message context reporting to ON. This allows you to receive additional information when the server produces its message.

**User response:** Examine any error messages that were displayed before or after this message and correct any problems, if possible. If you cannot determine or resolve the cause of this message, contact your support representative. Report the entire text of this message when contacting your support representative.



---

## Chapter 4. Descriptions of I/O codes in server messages

IBM Spectrum Protect messages can contain input/output (I/O) codes. The codes can be operation codes, completion codes, additional sense codes (ASC), and additional sense code qualifier (ASCQ) codes.

Code descriptions are provided for I/O error messages from the IBM Spectrum Protect server for all supported operating systems.

### **Code    Description**

**OP**    I/O operation that failed. These values can be displayed:

- READ
- WRITE
- FSR (forward space record)
- RSR (reverse space record)
- FSF (forward space file)
- RSF (reverse space file)
- WEOF (write end of file mark)
- OFFL (rewind and unload the tape)
- FLUSH (flush)
- GET\_MEDIUM\_INFO (get medium information)
- LOCATE (locate)
- QRYLBP (query logical block protection)
- RDBLKID (read block ID)
- SETLBP (set logical block protection)
- SETMODE (set mode)
- REW (rewind)
- SPACEEOD (space end of data)
- TESTREADY (test drive ready)

**CC**    I/O completion code. This value is returned by the device driver to the server when an error occurs. For a list of completion codes, see “Completion code and operation code values overview” on page 676. For information about tape library system calls and error descriptions for the library I/O control requests, see technote S7002972.

**KEY**    Byte 2 of the sense bytes from the error. The following lists some definitions:

- 0 = no additional sense bytes available
- 1 = recovered error
- 2 = not ready
- 3 = medium error
- 4 = hardware error
- 5 = incorrect request
- 6 = unit attention (for example, a SCSI bus reset)
- 7 = data protect
- 8 = blank check
- 9 = vendor specific
- A = copy canceled

B = canceled command  
C = obsolete  
D = volume overflow  
E = miscompare  
F = reserved

### ASC/ASCQ

ASC and ASCQ codes are bytes 12 and 13 of the sense bytes. The drive or library reference manual provided with the device contains tables explaining the values of the KEY, ASC, and ASCQ fields. “Descriptions of standard ASC and ASCQ codes” on page 680 provides additional information about standard values of ASC and ASCQ codes.

### Operating system error codes

When a command fails, the operating system returns an error number. To determine what the error codes mean, take the following action:

On AIX®, HP-UX, and Solaris, platforms, view the `errno.h` file in the `/usr/include/sys` directory. This file provides definitions for error codes.

On Linux platforms, view the `errno-base.h` and `errno.h` files in the `/usr/include/asm-generic` directory. These files provides definitions for codes.

On Windows platforms, contact Microsoft Support for help with error messages.

---

## Completion code and operation code values overview

IBM Spectrum Protect messages can contain device driver completion codes from the device drivers.

### Device drivers completion codes: Common codes

IBM Spectrum Protect device drivers provide completion codes that are common to all device classes.

The following table shows common completion code values for IBM Spectrum Protect device drivers. Each entry provides a description for the I/O error message and the recommended action. After completing the recommended action, try the failing operation again.

*Table 1. Completion code values common to all device classes*

Decimal	Hexadecimal	Description	Recommended action
200	X'C8'	The device indicated a failure condition, but sense data was unavailable.	Try the failing operation again.
201	X'C9'	The device driver failed.	Contact IBM Spectrum Protect Support.
202	X'CA'	The device EEPROM failed.	Test the device. Service the device if necessary.
203	X'CB'	Manual intervention is required.	Correct the problem on the device. The problem can be a stuck tape, dirty heads, or a jammed library arm.
204	X'CC'	The system recovered from an I/O error; for your information only.	No action necessary.
205	X'CD'	The SCSI adapter failed.	Check for loose cables, bent pins, bad cables, bad SCSI adapters, improper termination, or bad terminators.

Table 1. Completion code values common to all device classes (continued)

Decimal	Hexadecimal	Description	Recommended action
206	X'CE'	A general SCSI failure occurred.	Check for loose cables, bent pins, bad cables, bad SCSI adapters, improper termination, or bad terminators.
207	X'CF'	The device cannot perform the requested action.	Ensure that the device is on and ready. Ensure that the drive was defined appropriately with the <b>DEFINE DRIVE</b> command. Ensure that the device class was defined appropriately with the <b>DEFINE DEVCLASS</b> command.
208	X'D0'	The command stopped.	Contact IBM Spectrum Protect Support.
209	X'D1'	A failure is detected in the device microcode.	Check the microcode level of the drive. Contact the drive manufacturer and request the latest level.
210	X'D2'	The device was reset due to device power-up, SCSI bus reset, or manual tape load/eject.	Try the failing operation again.
211	X'D3'	The SCSI bus is busy.	Ensure that the SCSI IDs are correctly assigned to the correct device, and the device is not being accessed by another process.
212	X'D4'	Persistent reservation is not supported on this device.	No action is necessary.
213	X'D5'	A persistent reservation operation failed.	Reset the device and try the operation again. If the problem persists, contact IBM Spectrum Protect Support.

## Device drivers completion codes: Media changers

IBM Spectrum Protect device drivers provide completion codes that are specific to media changer devices.

The following table shows completion code values for IBM Spectrum Protect device drivers for media changers. Each entry provides a description for the I/O error message and the recommended action. After performing the recommended action, try the failing operation again.

Table 2. Completion code values for media changers

Decimal	Hexadecimal	Description	Recommended action
300	X'12C'	Cartridge entry/exit error	Check the entry/exit ports for a jammed volume.
301	X'12D'	Cartridge load failure	Check the drive for jammed volumes. On AIX, display the errpt to check for hardware errors.
302	X'12E'	Cartridge in failed drive	Check the drive for jammed volumes. On AIX, display the errpt to check for hardware errors.
303	X'12F'	Carousel not loaded	Ensure that the carousel is correctly in place and the door is shut.
304	X'130'	Changer failure	On AIX, display the errpt to check for hardware errors.

Table 2. Completion code values for media changers (continued)

Decimal	Hexadecimal	Description	Recommended action
305	X'131'	Drive failure	Ensure that the heads are clean. On AIX, display the errpt to check for hardware errors.
306	X'132'	Drive or media failure	Ensure that the heads are clean. On AIX, display the errpt to check for hardware errors.
307	X'133'	Entry/exit failure	Check the tape library interface for hardware errors. If there are no errors, contact IBM Spectrum Protect Support.
308	X'134'	Entry/exit port not present	Check the tape library interface for hardware errors. If there are no errors, contact IBM Spectrum Protect Support.
309	X'135'	Library audit error	Ensure that there are no jammed volumes. It is possible that the library audit is failing due to hardware errors. On AIX, display the errpt to check for hardware errors.
310	X'136'	Library full	Check for jammed volumes. Ensure that the volumes are not rearranged. If the library is not full, start the <b>AUDIT LIBRARY</b> command.
311	X'137'	Media export	Check the tape library interface for hardware errors. If there are no errors, contact IBM Spectrum Protect Support.
312	X'138'	Slot failure	Ensure that nothing is jammed in the slot.
313	X'139'	Slot or media failure	Ensure that the volume is not jammed in the slot and that the volumes are not rearranged. If the problem persists, start the <b>AUDIT LIBRARY</b> command.
314	X'13A'	The source slot or drive was empty in an attempt to move a volume	Ensure that the volumes are not rearranged. If the problem persists, start the <b>AUDIT LIBRARY</b> command.
315	X'13B'	The destination slot or drive was full in an attempt to move a volume	Ensure that the volumes are not rearranged, or that a volume is not stuck in the drive. If problem persists, start the <b>AUDIT LIBRARY</b> command.
316	X'13C'	Cleaner cartridge installed	Contact IBM Spectrum Protect support.
317	X'13D'	Media not ejected	Ensure that the volumes are not rearranged, or that a volume is not stuck in the drive. If problem persists, start the <b>AUDIT LIBRARY</b> command.
318	X'13E'	I/O port not configured	Contact IBM Spectrum Protect Support.
319	X'13F'	First destination empty	Ensure that the volumes are not rearranged. If problem persists, start the <b>AUDIT LIBRARY</b> command.
320	X'140'	No inventory information	Start the <b>AUDIT LIBRARY</b> command.

Table 2. Completion code values for media changers (continued)

Decimal	Hexadecimal	Description	Recommended action
321	X'141'	Read element status mismatch	Ensure that host bus adapter drivers and firmware are at current levels. Check the tape library interface for hardware errors. If there are no errors, contact IBM Spectrum Protect Support.
322	X'142'	Initialize range failed	Check the tape library interface for hardware errors. If there are no errors, contact IBM Spectrum Protect Support.

## Device drivers completion codes: Tape drives

IBM Spectrum Protect device drivers provide completion codes that are specific to tape drives.

The following table shows completion code values for IBM Spectrum Protect device drivers for tape drives. Each entry provides a description for the I/O error message and the recommended action. After trying the recommended action, try the failing operation again.

Table 3. Completion code values for tape drives

Decimal	Hexadecimal	Description	Recommended action
400	X'190'	Physical end of media encountered	Ensure that the heads are clean on the drive.
401	X'191'	End of data detected	Contact IBM Spectrum Protect Support.
402	X'192'	Media corrupted	Ensure that the heads are clean. Ensure that the media is not physically damaged and has not reached the end of life as specified by the media manufacturer.
403	X'193'	Media failure	Ensure that the heads are clean. Ensure that the media is not physically damaged and has not reached the end of life as specified by the media manufacturer.
404	X'194'	Media incompatibility	Ensure that the correct length and type of media is being used.
406	X'196'	Sector that is requested is invalid	Internal server error. Contact IBM Spectrum Protect Support.
407	X'197'	Write protect	Ensure that the volume is not write protected.
408	X'198'	Clean the media and the drive	Clean the drive heads with a cleaning cartridge.
409	X'199'	Media fault	Ensure that the heads are clean. Ensure that the media is not physically damaged and has not reached the end of life as specified by the media manufacturer.
410	X'19A'	Cleaning complete	Try the failing operation again.
411	X'19B'	Logical end of media encountered	Contact IBM Spectrum Protect Support.

Table 3. Completion code values for tape drives (continued)

Decimal	Hexadecimal	Description	Recommended action
412	X'19C'	Media not present in drive	Ensure that the media is correctly positioned in the drive. If problem persists, start the <b>AUDIT LIBRARY</b> command.
413	X'19D'	Encountered the beginning of the media	Contact IBM Spectrum Protect Support.
414	X'19E'	Erase failure	Clean the drive heads.
415	X'19F'	Attempted to overwrite written WORM media	Internal server error. Contact IBM Spectrum Protect Support.
416	X'1A0'	An incorrect length block was read.	Ensure that the heads are clean. On AIX, display the errpt to check for hardware errors.
417	X'1A1'	Open read only	Contact IBM Spectrum Protect Support.
418	X'1A2'	Open write only	Contact IBM Spectrum Protect Support.
419	X'1A2'	Media scan failed	Clean the drive and media.
420	X'1A4'	Logical write protect	Ensure that the heads are clean. Check operating system error logs for hardware errors. Verify that the write protect tab is off. Turn off SAN tape acceleration or set <b>CHECKTAPEPOS</b> to 0FF or TSMonly.
422	X'1A6'	Cleaning is required	Clean the tape drive.
423	X'1A7'	Media error	Check operating system error logs for hardware errors. Check for bad media.
424	X'1A8'	Encryption-related error occurred	Check your encryption setting on your device class and tape drive.
425	X'1A9'	Decryption-related error occurred	Check your encryption setting on your device class and tape drive.
425	X'1AA'	An external, encryption-related error occurred	Check the encryption setting on your device class and tape drive.
426	X'1AB'	A CRC mismatch occurred	Ensure that the media has not reached the end of life as specified by the media manufacturer. Try the operation again.

## Descriptions of standard ASC and ASCQ codes

Standard ASC and ASCQ codes are described.

The ASC and ASCQ codes are bytes 12 and 13 for SCSI-2 devices. On Windows systems, these codes are displayed in the Windows Event Log, but the information is in different bytes.

See server message ANR8300E or ANR8302E for the recommended action.

The following table provides standard descriptions for some ASC and ASCQ codes. Each value has a prefix of 0x, which indicates that it is a hexadecimal constant. Note that descriptions vary among devices. For an accurate description of ASC and ASCQ codes for any device, see the documentation that comes with the device.



Table 4. Descriptions of standard ASC and ASCQ codes

ASC	ASCQ	Description
0x00	0x00	No additional sense
0x00	0x01	Filemark detected
0x00	0x02	End-of-medium detected
0x00	0x03	Setmark detected
0x00	0x04	Beginning of medium
0x00	0x05	End of data
0x00	0x06	I/O process terminated
0x02	0x00	No seek complete
0x03	0x00	Device write fault
0x03	0x01	No write current
0x03	0x02	Excessive write errors
0x04	0x00	Logical unit not ready
0x04	0x01	Becoming ready
0x04	0x02	Not ready, initializing command required
0x04	0x03	Not ready, manual intervention required
0x04	0x04	Not ready, formatting
0x05	0x00	No response to select
0x06	0x00	No reference position found
0x07	0x00	Multiple devices selected
0x08	0x00	Communication failure
0x08	0x01	Communication timeout
0x08	0x02	Communication parity error
0x09	0x00	Track following error
0x0A	0x00	Error log overflow
0x0C	0x00	Write error
0x11	0x00	Unrecovered read error
0x11	0x01	Read retries exhausted
0x11	0x02	Error too long to correct
0x11	0x03	Multiple read errors
0x11	0x08	Incomplete block read
0x11	0x09	No gap found
0x11	0x0A	Miscorrected error
0x14	0x00	Recorded entity not found
0x14	0x01	Record not found
0x14	0x02	Filemark/setmark not found
0x14	0x03	End-of-data not found
0x14	0x04	Block sequence error
0x15	0x00	Random positioning error
0x15	0x01	Mechanical positioning error
0x15	0x02	Read positioning error

Table 4. Descriptions of standard ASC and ASCQ codes (continued)

ASC	ASCQ	Description
0x17	0x00	No error correction applied
0x17	0x01	Recovered with retries
0x17	0x02	Recovered with positive head offset
0x17	0x03	Recovered with negative head offset
0x18	0x00	ECC applied
0x1A	0x00	Parameter list length error
0x1B	0x00	Synchronous data transfer error
0x20	0x00	Invalid operation code
0x21	0x00	Block out of range
0x21	0x01	Invalid element address
0x24	0x00	Invalid field in CDB
0x25	0x00	LUN not supported
0x26	00	Invalid field in parameter list
0x26	0x01	Parameter not supported
0x26	0x02	Parameter value invalid
0x26	0x03	Threshold parameters not supported
0x27	0x00	Write protected
0x28	0x00	Not-ready to ready
0x28	0x01	Import/export element accessed
0x29	0x00	Power-on, reset, bus reset
0x2A	0x00	Parameters changed
0x2A	0x01	Mode parameters changed
0x2A	0x02	Log parameters changed
0x2B	0x00	Copy cannot run
0x2C	0x00	Command sequence error
0x2D	0x00	Overwrite error on update
0x2F	0x00	Command cleared by initiator
0x30	0x00	Incompatible media
0x30	0x01	Media unknown format
0x30	0x02	Media incompatible format
0x30	0x03	Cleaning cartridge installed
0x31	0x00	Media format corrupted
0x33	0x00	Tape length error
0x37	0x00	Rounded parameter
0x39	0x00	Saving parameters not supported
0x3A	0x00	Medium not present
0x3B	0x00	Sequential positioning error
0x3B	0x01	Positioning error at BOT
0x3B	0x02	Positioning error at EOT
0x3B	0x08	Reposition error

Table 4. Descriptions of standard ASC and ASCQ codes (continued)

ASC	ASCQ	Description
0x3B	0x0D	Medium destination element full
0x3B	0x0E	Medium source element empty
0x3D	0x00	Invalid bits in message
0x3E	0x00	LUN not self-configured
0x3F	0x00	Operating conditions changed
0x3F	0x01	Microcode changed
0x3F	0x02	Changed operating definition
0x3F	0x03	Inquiry data changed
0x3F	0x0E	Reported LUNs data changed
0x43	0x00	Message error
0x44	0x00	Internal target failure
0x45	0x00	Select/reselect failure
0x46	0x00	Unsuccessful soft reset
0x47	0x00	SCSI parity error
0x48	0x00	Initiator detected message received
0x49	0x00	Invalid message error
0x4A	0x00	Command phase error
0x4B	0x00	Data phase error
0x4C	0x00	LUN failed self-configuration
0x4E	0x00	Overlapped commands attempt
0x50	0x00	Write append error
0x50	0x01	Write append position error
0x50	0x02	Position error (timing)
0x51	0x00	Erase failure
0x52	0x00	Cartridge fault
0x53	0x00	Load/media eject failed
0x53	0x01	Unload tape failure
0x53	0x02	Media removal prevented
0x5A	0x00	Operator state changed
0x5A	0x01	Operator media removal
0x5A	0x02	Operator write protect
0x5A	0x03	Operator write permit
0x5B	0x00	Log exception
0x5B	0x01	Threshold condition met
0x5B	0x02	Log counter at maximum
0x5B	0x03	Log list codes exhausted

## ASC and ASCQ codes in the Windows Event Log

ASC and ASCQ codes are displayed in the Windows Event Log.

The ASC and ASCQ codes are displayed as hexadecimal values in the Data area of the Windows Event Log. The Event Log omits the 0x prefix for the displayed information.

In the Windows Event Log, the entries with source AdsmScsi are produced by the IBM Spectrum Protect AdsmScsi device driver. Entries from the AdsmScsi device driver or any Windows tape device driver contain the following information:

- Byte 3E is the sense key
- Byte 3D is the ASC
- Byte 3C is the ASCQ

If byte 44 is 'ef', the error logged is not a check condition error. Examples of such errors are command timeouts or device selection errors.

---

## Chapter 5. Device error codes in the AIX system error log

Some device error codes are logged in the AIX system error log.

### **ADSM\_DD\_LOG1 (0xAC3AB953)**

#### **DEVICE DRIVER SOFTWARE ERROR**

This error is logged by the IBM Spectrum Protect device driver when a problem is suspected in the IBM Spectrum Protect device driver software. If the IBM Spectrum Protect device driver issues a SCSI I/O command with an illegal operation code, the command fails and the error is logged with this identifier. Report this error immediately to IBM Spectrum Protect Support.

#### **Detail Data: Sense Data**

The sense data contains information that can determine the cause of the error. Report all data in the error entry to IBM Spectrum Protect Support.

### **ADSM\_DD\_LOG2 (0x5680E405)**

#### **HARDWARE/COMMAND-ABORTED ERROR**

This error is logged by the IBM Spectrum Protect device driver when the device reports a hardware error or stop-command error in response to a SCSI I/O command.

#### **Detail Data: Sense Data**

The sense data contains information that can determine which hardware component failed and why. To interpret the sense data for a particular device, refer to the SCSI specification manual for the device.

### **ADSM\_DD\_LOG3 (0x461B41DE)**

#### **MEDIA ERROR**

This error is logged by the IBM Spectrum Protect device driver when a SCSI I/O command fails because of corrupted or incompatible media, or because a drive requires cleaning.

#### **Detail Data: Sense Data**

The sense data contains information that can determine the cause of the error. To interpret the sense data for a particular device, refer to the SCSI specification manual for the device.

### **ADSM\_DD\_LOG4 (0x4225DB66)**

#### **TARGET DEVICE GOT UNIT ATTENTION**

This error is logged by the IBM Spectrum Protect device driver after receiving certain UNIT ATTENTION notifications from a device. UNIT ATTENTIONs are informational and usually indicate that some state of the device changed. For example, this error would be logged if the door of a library device was opened and then closed. Logging this event indicates that the activity occurred and that the library inventory might be changed.

#### **Detail Data: Sense Data**

The sense data contains information that describes the reason for the UNIT ATTENTION. To interpret the sense data for a particular device, see the SCSI specification manual for the device.

**ADSM\_DD\_LOG5 (0xDAC55CE5)****PERMANENT UNKNOWN ERROR**

This error is logged by the IBM Spectrum Protect device driver after receiving an unknown error from a device in response to a SCSI I/O command. If the error persists, report it to IBM Spectrum Protect support personnel.

**Detail Data:** Sense Data

The sense data consists of information that can determine the cause of the error. Report all data in the error entry to IBM Spectrum Protect Support.

**ADSM\_DD\_LOG6 (0xBC539B26)****WARNING OR INFORMATIONAL MESSAGE FOR TARGET DEVICE**

This error is logged by the IBM Spectrum Protect device driver after receiving a warning or informational message from a device in response to a SCSI I/O command. These informational messages might not be an indication of a problem. If the message persists, report it to IBM Spectrum Protect Support.

**Detail Data:** Sense Data

The sense data consists of information that can determine the reason for the message. Report all data in the entry to IBM Spectrum Protect Support.

---

## Appendix. Accessibility features for the IBM Spectrum Protect product family

Accessibility features assist users who have a disability, such as restricted mobility or limited vision, to use information technology content successfully.

### Overview

The IBM Spectrum Protect family of products includes the following major accessibility features:

- Keyboard-only operation
- Operations that use a screen reader

The IBM Spectrum Protect family of products uses the latest W3C Standard, WAI-ARIA 1.0 ([www.w3.org/TR/wai-aria/](http://www.w3.org/TR/wai-aria/)), to ensure compliance with US Section 508 ([www.access-board.gov/guidelines-and-standards/communications-and-it/about-the-section-508-standards/section-508-standards](http://www.access-board.gov/guidelines-and-standards/communications-and-it/about-the-section-508-standards/section-508-standards)) and Web Content Accessibility Guidelines (WCAG) 2.0 ([www.w3.org/TR/WCAG20/](http://www.w3.org/TR/WCAG20/)). To take advantage of accessibility features, use the latest release of your screen reader and the latest web browser that is supported by the product.

The product documentation in IBM Knowledge Center is enabled for accessibility. The accessibility features of IBM Knowledge Center are described in the Accessibility section of the IBM Knowledge Center help ([www.ibm.com/support/knowledgecenter/about/releasenotes.html?view=kc#accessibility](http://www.ibm.com/support/knowledgecenter/about/releasenotes.html?view=kc#accessibility)).

### Keyboard navigation

This product uses standard navigation keys.

### Interface information

User interfaces do not have content that flashes 2 - 55 times per second.

Web user interfaces rely on cascading style sheets to render content properly and to provide a usable experience. The application provides an equivalent way for low-vision users to use system display settings, including high-contrast mode. You can control font size by using the device or web browser settings.

Web user interfaces include WAI-ARIA navigational landmarks that you can use to quickly navigate to functional areas in the application.

### Vendor software

The IBM Spectrum Protect product family includes certain vendor software that is not covered under the IBM license agreement. IBM makes no representation about the accessibility features of these products. Contact the vendor for accessibility information about its products.

## **Related accessibility information**

In addition to standard IBM help desk and support websites, IBM has a TTY telephone service for use by deaf or hard of hearing customers to access sales and support services:

TTY service  
800-IBM-3383 (800-426-3383)  
(within North America)

For more information about the commitment that IBM has to accessibility, see IBM Accessibility ([www.ibm.com/able](http://www.ibm.com/able)).



---

## Notices

This information was developed for products and services offered in the US. This material might be available from IBM in other languages. However, you may be required to own a copy of the product or product version in that language in order to access it.

IBM may not offer the products, services, or features discussed in this document in other countries. Consult your local IBM representative for information on the products and services currently available in your area. Any reference to an IBM product, program, or service is not intended to state or imply that only that IBM product, program, or service may be used. Any functionally equivalent product, program, or service that does not infringe any IBM intellectual property right may be used instead. However, it is the user's responsibility to evaluate and verify the operation of any non-IBM product, program, or service.

IBM may have patents or pending patent applications covering subject matter described in this document. The furnishing of this document does not grant you any license to these patents. You can send license inquiries, in writing, to:

*IBM Director of Licensing  
IBM Corporation  
North Castle Drive, MD-NC119  
Armonk, NY 10504-1785  
US*

For license inquiries regarding double-byte character set (DBCS) information, contact the IBM Intellectual Property Department in your country or send inquiries, in writing, to:

*Intellectual Property Licensing  
Legal and Intellectual Property Law  
IBM Japan Ltd.  
19-21, Nihonbashi-Hakozakicho, Chuo-ku  
Tokyo 103-8510, Japan*

INTERNATIONAL BUSINESS MACHINES CORPORATION PROVIDES THIS PUBLICATION "AS IS" WITHOUT WARRANTY OF ANY KIND, EITHER EXPRESS OR IMPLIED, INCLUDING, BUT NOT LIMITED TO, THE IMPLIED WARRANTIES OF NON-INFRINGEMENT, MERCHANTABILITY OR FITNESS FOR A PARTICULAR PURPOSE. Some jurisdictions do not allow disclaimer of express or implied warranties in certain transactions, therefore, this statement may not apply to you.

This information could include technical inaccuracies or typographical errors. Changes are periodically made to the information herein; these changes will be incorporated in new editions of the publication. IBM may make improvements and/or changes in the product(s) and/or the program(s) described in this publication at any time without notice.

Any references in this information to non-IBM websites are provided for convenience only and do not in any manner serve as an endorsement of those

websites. The materials at those websites are not part of the materials for this IBM product and use of those websites is at your own risk.

IBM may use or distribute any of the information you supply in any way it believes appropriate without incurring any obligation to you.

Licensees of this program who wish to have information about it for the purpose of enabling: (i) the exchange of information between independently created programs and other programs (including this one) and (ii) the mutual use of the information which has been exchanged, should contact:

*IBM Director of Licensing*  
*IBM Corporation*  
*North Castle Drive, MD-NC119*  
*Armonk, NY 10504-1785*  
*US*

Such information may be available, subject to appropriate terms and conditions, including in some cases, payment of a fee.

The licensed program described in this document and all licensed material available for it are provided by IBM under terms of the IBM Customer Agreement, IBM International Program License Agreement or any equivalent agreement between us.

The performance data discussed herein is presented as derived under specific operating conditions. Actual results may vary.

Information concerning non-IBM products was obtained from the suppliers of those products, their published announcements or other publicly available sources. IBM has not tested those products and cannot confirm the accuracy of performance, compatibility or any other claims related to non-IBM products. Questions on the capabilities of non-IBM products should be addressed to the suppliers of those products.

This information contains examples of data and reports used in daily business operations. To illustrate them as completely as possible, the examples include the names of individuals, companies, brands, and products. All of these names are fictitious and any similarity to the names and addresses used by an actual business enterprise is entirely coincidental.

#### COPYRIGHT LICENSE:

This information contains sample application programs in source language, which illustrate programming techniques on various operating platforms. You may copy, modify, and distribute these sample programs in any form without payment to IBM, for the purposes of developing, using, marketing or distributing application programs conforming to the application programming interface for the operating platform for which the sample programs are written. These examples have not been thoroughly tested under all conditions. IBM, therefore, cannot guarantee or imply reliability, serviceability, or function of these programs. The sample programs are provided "AS IS", without warranty of any kind. IBM shall not be liable for any damages arising out of your use of the sample programs.

Each copy or any portion of these sample programs or any derivative work must include a copyright notice as follows: © (your company name) (year). Portions of this code are derived from IBM Corp. Sample Programs. © Copyright IBM Corp. \_enter the year or years\_.

## **Trademarks**

IBM, the IBM logo, and [ibm.com](http://ibm.com)<sup>®</sup> are trademarks or registered trademarks of International Business Machines Corp., registered in many jurisdictions worldwide. Other product and service names might be trademarks of IBM or other companies. A current list of IBM trademarks is available on the Web at "Copyright and trademark information" at [www.ibm.com/legal/copytrade.shtml](http://www.ibm.com/legal/copytrade.shtml).

Adobe is a registered trademark of Adobe Systems Incorporated in the United States, and/or other countries.

Linear Tape-Open, LTO, and Ultrium are trademarks of HP, IBM Corp. and Quantum in the U.S. and other countries.

Intel and Itanium are trademarks or registered trademarks of Intel Corporation or its subsidiaries in the United States and other countries.

Linux is a registered trademark of Linus Torvalds in the United States, other countries, or both.

Microsoft, Windows, and Windows NT are trademarks of Microsoft Corporation in the United States, other countries, or both.

Java<sup>™</sup> and all Java-based trademarks and logos are trademarks or registered trademarks of Oracle and/or its affiliates.

SoftLayer<sup>®</sup> is a registered trademark of SoftLayer, Inc., an IBM Company.

UNIX is a registered trademark of The Open Group in the United States and other countries.

VMware, VMware vCenter Server, and VMware vSphere are registered trademarks or trademarks of VMware, Inc. or its subsidiaries in the United States and/or other jurisdictions.

## **Terms and conditions for product documentation**

Permissions for the use of these publications are granted subject to the following terms and conditions.

### **Applicability**

These terms and conditions are in addition to any terms of use for the IBM website.

### **Personal use**

You may reproduce these publications for your personal, noncommercial use provided that all proprietary notices are preserved. You may not distribute, display or make derivative work of these publications, or any portion thereof, without the express consent of IBM.

### **Commercial use**

You may reproduce, distribute and display these publications solely within

your enterprise provided that all proprietary notices are preserved. You may not make derivative works of these publications, or reproduce, distribute or display these publications or any portion thereof outside your enterprise, without the express consent of IBM.

**Rights** Except as expressly granted in this permission, no other permissions, licenses or rights are granted, either express or implied, to the publications or any information, data, software or other intellectual property contained therein.

IBM reserves the right to withdraw the permissions granted herein whenever, in its discretion, the use of the publications is detrimental to its interest or, as determined by IBM, the above instructions are not being properly followed.

You may not download, export or re-export this information except in full compliance with all applicable laws and regulations, including all United States export laws and regulations.

IBM MAKES NO GUARANTEE ABOUT THE CONTENT OF THESE PUBLICATIONS. THE PUBLICATIONS ARE PROVIDED "AS-IS" AND WITHOUT WARRANTY OF ANY KIND, EITHER EXPRESSED OR IMPLIED, INCLUDING BUT NOT LIMITED TO IMPLIED WARRANTIES OF MERCHANTABILITY, NON-INFRINGEMENT, AND FITNESS FOR A PARTICULAR PURPOSE.

## **Privacy policy considerations**

IBM Software products, including software as a service solutions, ("Software Offerings") may use cookies or other technologies to collect product usage information, to help improve the end user experience, to tailor interactions with the end user, or for other purposes. In many cases no personally identifiable information is collected by the Software Offerings. Some of our Software Offerings can help enable you to collect personally identifiable information. If this Software Offering uses cookies to collect personally identifiable information, specific information about this offering's use of cookies is set forth below.

This Software Offering does not use cookies or other technologies to collect personally identifiable information.

If the configurations deployed for this Software Offering provide you as customer the ability to collect personally identifiable information from end users via cookies and other technologies, you should seek your own legal advice about any laws applicable to such data collection, including any requirements for notice and consent.

For more information about the use of various technologies, including cookies, for these purposes, see IBM's Privacy Policy at <http://www.ibm.com/privacy> and IBM's Online Privacy Statement at <http://www.ibm.com/privacy/details> in the section entitled "Cookies, Web Beacons and Other Technologies," and the "IBM Software Products and Software-as-a-Service Privacy Statement" at <http://www.ibm.com/software/info/product-privacy>.

---

## Glossary

A glossary is available with terms and definitions for the IBM Spectrum Protect family of products.

See the IBM Spectrum Protect glossary.

To view glossaries for other IBM products, see IBM Terminology.







Product Number: 5725-W98  
5725-W99  
5725-X15  
5725-X18

Printed in USA