

IBM Spectrum Protect  
Version 8.1.4

*Client Messages and Application  
Programming Interface Return Codes*





IBM Spectrum Protect  
Version 8.1.4

*Client Messages and Application  
Programming Interface Return Codes*



**Note:**

Before you use this information and the product it supports, read the information in “Notices” on page 347.

This edition applies to version 8, release 1, modification 4 of IBM Spectrum Protect (product numbers 5725-W98, 5725-W99, 5725-X15, 5725-X18, 5725-X04) and to all subsequent releases and modifications until otherwise indicated in new editions.

© **Copyright IBM Corporation 1993, 2017.**

US Government Users Restricted Rights – Use, duplication or disclosure restricted by GSA ADP Schedule Contract with IBM Corp.

---

## Contents

### About this publication . . . . . v

Who should read this guide . . . . . v

Publications . . . . . v

### Chapter 1. Introduction to messages . . 1

IBM Spectrum Protect server and client messages

format . . . . . 1

Interpreting return code messages . . . . . 2

    Example one for QUERY EVENT command . . . 3

    Example two for DEFINE VOLUME command . . 3

### Chapter 2. ANS 0000-9999 messages . . 5

ANS messages list . . . . . 5

### Chapter 3. API return codes . . . . . 309

API return code format . . . . . 309

API return codes . . . . . 309

### Appendix. Accessibility features for the IBM Spectrum Protect product family. . . . . 345

### Notices . . . . . 347

### Glossary . . . . . 351



---

## About this publication

IBM Spectrum Protect™ is an enterprise-wide storage management application for the network. It provides automated storage management services to multi-vendor workstations, personal computers, and local area network (LAN) file servers.

This publication contains explanations and suggested actions for messages issued by the IBM Spectrum Protect client components:

- Administrative client
- Backup-archive client
- IBM Spectrum Protect for Space Management (HSM client for IBM® AIX® and Linux systems).
- Application programming interface (API)

---

## Who should read this guide

The target audience for this publication is system administrators who service the IBM Spectrum Protect components. In this publication, it is assumed that you have a working knowledge of the IBM Spectrum Protect backup-archive client.

---

## Publications

The IBM Spectrum Protect product family includes IBM Spectrum Protect Snapshot, IBM Spectrum Protect for Space Management, IBM Spectrum Protect for Databases, and several other storage management products from IBM.

To view IBM product documentation, see IBM Knowledge Center.





---

## Chapter 1. Introduction to messages

Messages, error codes, and return codes are issued by the IBM Spectrum Protect server and clients.

Messages and codes can appear on the server console, the administrative client, an operator terminal, the administrative graphical user interface, the backup-archive client, or the hierarchical storage management client (HSM client).

IBM Spectrum Protect provides an activity log to help the administrator track server activity and monitor the system. The activity log contains messages generated by the server, and is stored in the database. The server automatically deletes messages from the activity log after they have passed the specified retention period. Any messages sent to the server console are stored in the activity log. Examples of the types of messages stored in the activity log include:

- When client sessions start or end
- When migration starts or ends
- When backed up files are expired from server storage
- Any output generated from background processes

Some messages have no explanations and are not published. The client can send statistics to the server providing information about a backup or restore. These statistics are informational messages that can be enabled or disabled to the various event logging receivers. These messages are not published.

---

### IBM Spectrum Protect server and client messages format

IBM Spectrum Protect server and client messages consist of the following elements:

- A three-letter prefix. Messages have different prefixes to help you identify the IBM Spectrum Protect component that issues the message. Typically, all messages for a component have the same prefix. Sometimes a component issues messages with two or three different prefixes.

For example, backup-archive clients issue messages with the ANS prefix.

Backup-archive client events that are logged to the server have the ANE prefix.

Server common and server platform-specific messages have the ANR prefix.

- A numeric message identifier.
- A one-letter severity code. The following codes indicate the severity of the action that generated the message:

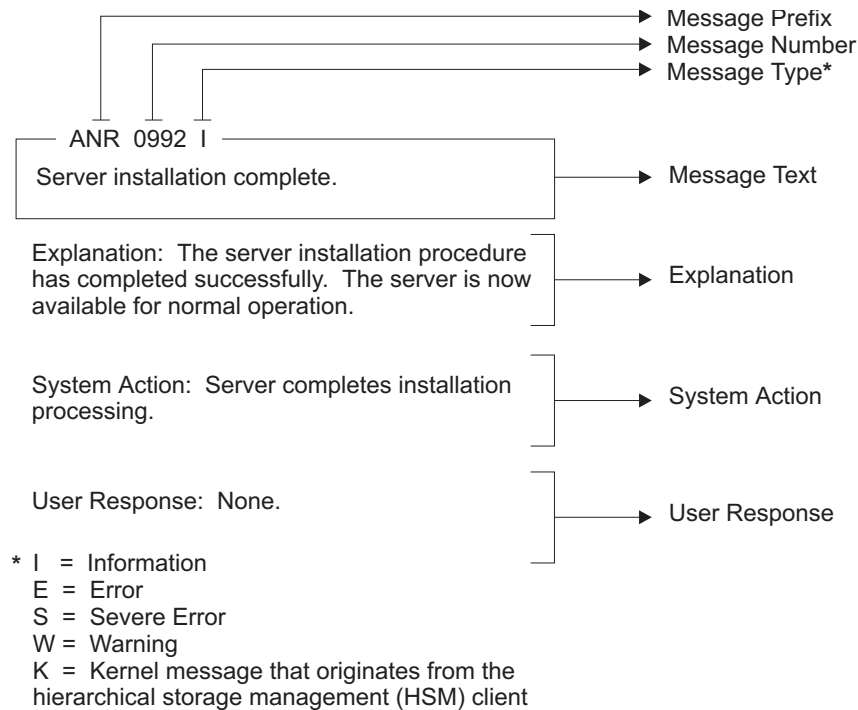
Code	Severity	Meaning
S	Severe	The product or a product function cannot continue. User response is required.
E	Error	An error is encountered during processing. Processing might stop. User response might be required.
W	Warning	Processing continues, but problems might occur later as a result of the warning.
I	Information	Processing continues. User response is not necessary.

- Message text that is displayed on screen and written to message logs.

- Explanation, System Action, and User Response texts. These texts elaborate on the message text, and are available in the product messages publications and in the command line help.

The following image presents a typical IBM Spectrum Protect server message.

The callouts identify each element of the message.



Message variables in the message text appear in *italics*.

## Interpreting return code messages

Many different commands can generate the same *return code*. The following examples are illustrations of two different commands issued that result in the same return code; therefore, you must read the *descriptive message* for the command.

In these examples, two different commands yield the same return code, but they also return descriptive messages that are unique to each command. The two commands are `q event standard dddd` and `def vol cstg05 primary`. Both yield a generic message with return code:

ANS5102I: Return Code 11.

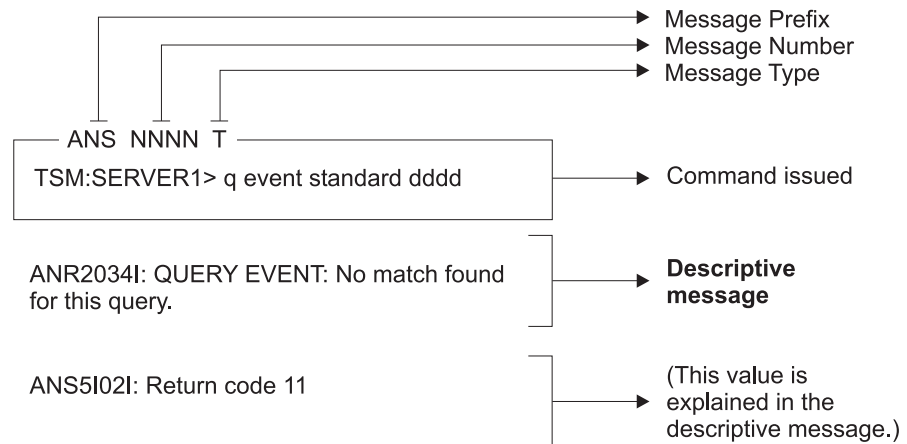
But the first command also yields a descriptive message:

ANR2034I: QUERY EVENT: No match found for this query.

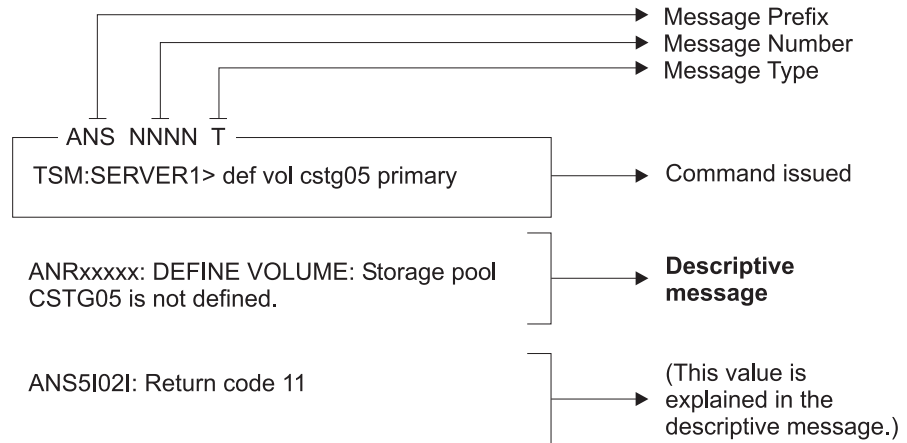
And the second command also yields a unique, descriptive message:

ANRxxxx: DEFINE VOLUME: Storage pool CSTG05 is not defined.

## Example one for QUERY EVENT command



## Example two for DEFINE VOLUME command





---

## Chapter 2. ANS 0000-9999 messages

ANS messages with message numbers in the range 0000-9999 are issued by the following IBM Spectrum Protect clients:

- Administrative clients
- Application programming interface clients
- Backup–archive clients
- IBM Spectrum Protect for Space Management (HSM) clients

A list of new and changed messages since the previous product modification level is available in the `client_message.chg` file in the product installation directory. The lists of new and changed client messages for V8.1.4 and later are also available in the IBM developerWorks wiki.

---

### ANS messages list

IBM Spectrum Protect V8.1.4 client messages are listed in ascending numeric order. The complete message is documented, including message ID, message text, explanation, system action, and user response.

---

#### ANS0101E Unable to open English message repository file name.

**Explanation:** The default English message repository file cannot be opened. Either the file access permissions prevent reading the file or the file is not present in the expected location.

**System action:** IBM Spectrum Protect is unable to complete the requested operation. Processing is terminated.

**User response:** Make sure the file in your DSM\_DIR is set up properly. If the problem continues, see your system administrator for further help.

---

#### ANS0102W Unable to open the message repository file name. The American English repository will be used instead.

**Explanation:** The default message repository file for the current locale cannot be opened. Either the file access permissions prevent reading the file, the file is not present in the expected location, or the language specified in the option file is not supported on this workstation.

**System action:** IBM Spectrum Protect continues processing using the English language message repository.

**User response:** Make sure the file in your DSM\_DIR is set up properly. If the problem continues, see your system administrator for further help.

---

#### ANS0103E Error trying to read header record from

**message repository file name.**

**Explanation:** The message repository file header record cannot be obtained.

**System action:** IBM Spectrum Protect is unable to complete the requested operation.

**User response:** Make sure the file has not been altered from the installation. If the problem continues, see your system administrator for further help.

---

#### ANS0105E Error trying to read index for message number from repository file name.

**Explanation:** The message text for the specified message number cannot be read.

**System action:** IBM Spectrum Protect is unable to complete the requested operation.

**User response:** Make sure the file has not been altered from the installation. If the problem continues, see your system administrator for further help.

---

#### ANS0106E Message index not found for message number.

**Explanation:** The message repository file does not contain the message text for the message number.

**System action:** IBM Spectrum Protect is unable to complete the requested operation.

**User response:** Make sure the DSM\_DIR is set up properly and it does not point to an old copy. If the problem continues, see your system administrator for further help.

---

**ANS0107E** Error trying to read header for message *number* from repository file *name*.

**Explanation:** The message header information cannot be obtained for the message number in the message file.

**System action:** IBM Spectrum Protect is unable to complete the requested operation.

**User response:** Make sure the file has not been altered from the installation. If the problem continues, see your system administrator for further help.

---

**ANS0108E** Error trying to read text for message *number* from repository file *name*.

**Explanation:** The message text cannot be obtained for the message number in the message file.

**System action:** IBM Spectrum Protect is unable to complete the requested operation.

**User response:** Make sure the file has not been altered from the installation. If the problem continues, see your system administrator for further help.

---

**ANS0109E** Insufficient memory for allocation of message structure.

**Explanation:** There is not enough memory in your system to allocate the storage needed for the message text.

**System action:** IBM Spectrum Protect is unable to complete the requested operation.

**User response:** Stop IBM Spectrum Protect and restart IBM Spectrum Protect. Then retry the operation. If unsuccessful, close all unneeded applications and retry the operation.

---

**ANS0110E** Unable to open error log file *file name* for output.

**Explanation:** The error log cannot be opened for output.

**System action:** IBM Spectrum Protect is unable to complete the requested operation. File permissions may be set such that writing is not allowed.

**User response:** Stop and restart IBM Spectrum Protect. Then retry the operation. If unsuccessful, make sure the file is not being locked by another application and that file permissions allow write access.

---

**ANS0113E** Message repository file *name* has an invalid control record.

**Explanation:** The message repository file contains an incorrect control information.

**System action:** IBM Spectrum Protect is unable to complete the requested operation.

**User response:** Make sure the message file was not altered from the installation. Check DSM\_DIR to make sure it is set up properly.

---

**ANS0118E** Unable to open schedule log file '*file name*' for output.

**Explanation:** The schedule log file cannot be opened for output.

**System action:** IBM Spectrum Protect is unable to complete the requested operation.

**User response:** Stop IBM Spectrum Protect and restart IBM Spectrum Protect. Then retry the operation. If unsuccessful, make sure the file has not been locked by another application.

---

**ANS0119E** Error trying to read response string for message *number* from repository file *name*.

**Explanation:** The response string information for the message number cannot be obtained from the message repository file. It is possible the message repository has been corrupted.

**System action:** IBM Spectrum Protect is unable to complete the requested operation.

**User response:** Make sure the message file was not altered from the installation. Check DSM\_DIR to make sure it is set up properly.

---

**ANS0120E** Message number *number* contains an invalid multibyte sequence for the current locale.

**Explanation:** An illegal multibyte sequence for the current locale was found in the message. Either the message repository has been corrupted or is coded in a language other than that of the current locale.

**System action:** IBM Spectrum Protect is unable to complete the requested operation.

**User response:** If the message repository is not corrupted, process the operation in the supported locale.

---

**ANS0121W** Unable to open the iconv converter for the message repository file *name*. The American English repository will be used instead.

**Explanation:** The iconv converter for the default message repository for the current locale cannot be opened. The iconv converter used to convert from UTF-8 to the current locale is not installed on this work station.

**System action:** IBM Spectrum Protect continues processing using the English language message repository.

**User response:** Make sure the required iconv converter is installed properly. If the problem continues, see your system administrator for further help.

---

**ANS0200E    The virtual machine 'VM-name' was backed up with a later version of the backup-archive client.**

**Explanation:** The virtual machine was backed up with a later version of the backup-archive client. The objects of the virtual machine backup that were retrieved cannot be correctly displayed.

**System action:** The backup information for the virtual machine will not be displayed.

**User response:** Query the virtual machine on a later version of the backup-archive client to view backup details. If a query of all virtual machines does not display virtual machines that were backed up at the same client version, issue the Query VM command for individual virtual machines.

---

**ANS0201E    Invalid parameter was found.**

**Explanation:** The system encountered an internal program error due to an invalid parameter.

**System action:** The system returns to the calling procedure.

**User response:** Ask your service representative to check the error log.

---

**ANS0202E    Not authorized to restore the other node's data.**

**Explanation:** The client is not authorized to restore the other node's data.

**System action:** The system returns to the calling procedure.

**User response:** Get authorization from the other node.

---

**ANS0203E    The objName field has no leading directory separator.**

**Explanation:** The objName field does not have a leading directory separator.

**System action:** The system returns to the calling procedure.

**User response:** Correct the value for the objName.

---

**ANS0204E    Wildcards are not allowed in the objName directory path.**

**Explanation:** Wildcards are not allowed in the objName directory path.

**System action:** The system returns to the calling procedure.

**User response:** Correct the value for the objName.

---

**ANS0205E    Unable to open error log file.**

**Explanation:** The system is unable to open the error log file.

**System action:** The system returns to the calling procedure.

**User response:** Verify the DSMI\_LOG value and access permission. On the AS/400 platform, verify the value specified for ERRORLOGNAME in the API options file.

---

**ANS0206E    The log file cannot be written to.**

**Explanation:** There was an error writing to the log file.

**System action:** The system returns to the calling procedure.

**User response:** Verify the DSMI\_LOG value and access permission. On the AS/400 platform, verify the value specified for ERRORLOGNAME in the API options file.

---

**ANS0207E    The log file name was not specified.**

**Explanation:** The system is unable to open the error log file.

**System action:** The system returns to the calling procedure.

**User response:** Verify the DSMI\_LOG value and access permission. On the AS/400 platform, verify the value specified for ERRORLOGNAME in the API options file.

---

**ANS0208E    The TCP/IP WINSOCK.DLL file cannot be found.**

**Explanation:** The TCP/IP WINSOCK.DLL file cannot be found.

**System action:** Processing stopped.

**User response:** Verify your TCP/IP installation.

---

**ANS0209E    An error occurred while loading a library.**

**Explanation:** An error occurred while loading a library. The TCP/IP DLL load failed.

**System action:** Processing stopped.

**User response:** Verify your TCP/IP installation.

---

**ANS0210E The TCP/IP load function failed.**

**Explanation:** An error occurred while locating a function. The TCP/IP load function failed.

**System action:** Processing stopped.

**User response:** Verify your TCP/IP installation.

---

**ANS0211E The object name pointer is NULL.**

**Explanation:** There is no value provided for the object name pointer.

**System action:** The system returns to the calling procedure.

**User response:** Provide an address for the dsmObjName structure.

---

**ANS0212E The data block pointer is NULL.**

**Explanation:** There is no value provided for the data block pointer.

**System action:** The system returns to the calling procedure.

**User response:** Provide an address for the DataBlk structure.

---

**ANS0213E The object attribute pointer is NULL.**

**Explanation:** There is no value provided for the object attribute pointer.

**System action:** The system returns to the calling procedure.

**User response:** Provide an address for the ObjAttr structure.

---

**ANS0214E There is no server session information.**

**Explanation:** The server did not respond with the session information.

**System action:** The system returns to the calling procedure.

**User response:** Verify the server status.

---

**ANS0215E There is no server policy information.**

**Explanation:** The server did not respond with the policy information.

**System action:** The system returns to the calling procedure.

**User response:** Verify the server policy definitions.

---

---

**ANS0216E The dataBlk bufferLen value is zero.**

**Explanation:** The value for the dataBlk bufferLen is zero.

**System action:** The system returns to the calling procedure.

**User response:** Provide a non-zero value for the bufferLen.

---

**ANS0217E The dataBlk bufferPtr is NULL.**

**Explanation:** There is no value provided for the dataBlk bufferPtr.

**System action:** The system returns to the calling procedure.

**User response:** Provide an address for the bufferPtr.

---

**ANS0218E The objType is invalid.**

**Explanation:** The value for the objType is invalid.

**System action:** The system returns to the calling procedure.

**User response:** The value for dsmObjName.objType must be:

DSM\_OBJ\_FILE or DSM\_OBJ\_DIRECTORY for Backup, or  
DSM\_OBJ\_FILE for Archive.

---

**ANS0219E The dsmEndTxn vote is invalid.**

**Explanation:** The dsmEndTxn vote is invalid.

**System action:** The system returns to the calling procedure.

**User response:** The vote must be DSM\_VOTE\_COMMIT or DSM\_VOTE\_ABORT.

---

**ANS0220E An invalid option was found during option parsing.**

**Explanation:** An invalid option was found.

**System action:** The system returns to the calling procedure.

**User response:** Verify the options in dsm.opt, dsm.sys, and the options string. Check the error log for more details about the error. on the AS/400 platform, verify the options in \*LIB/QOPTIBM Spectrum Protect(APIOPT).

---

**ANS0221E There was an error in the IBM Spectrum Protect API internals.**

**Explanation:** The system encountered an error in the API internals.



**System action:** The system returns to the calling procedure.

**User response:** Shut down the process and retry the operation. Verify that any previous dsmInit calls were cleaned up and terminated by a dsmTerminate call. If the problem continues, contact your system administrator or service representative.

---

**ANS0222E The repository type is invalid.**

**Explanation:** The repository type is invalid.

**System action:** The system returns to the calling procedure.

**User response:** For dsmDeleteFS the repository must be one of the following:

- DSM\_ARCHIVE\_REP
- DSM\_BACKUP\_REP
- DSM\_REPOS\_ALL.

---

**ANS0223E Filespace name should start with the directory delimiter.**

**Explanation:** The filespace name is invalid.

**System action:** The system returns to the calling procedure.

**User response:** Filespace name should start with the directory delimiter.

---

**ANS0224E The object name is either an empty string or has no leading delimiter.**

**Explanation:** The object name is invalid because of an empty string or there is no leading delimiter.

**System action:** The system returns to the calling procedure.

**User response:** Verify the format of the dsmObjName full path.

---

**ANS0225E Low level qualifier of the object name should start with the directory delimiter.**

**Explanation:** The low level qualifier for the object name is invalid.

**System action:** The system returns to the calling procedure.

**User response:** Start the low level qualifier of the object name with the directory delimiter.

---

**ANS0226E The object owner is invalid.**

**Explanation:** The object owner must be either the root user, or the object owner must be the same as the session owner.

**System action:** The system returns to the calling procedure.

**User response:** Verify the session owner and object owner.

---

**ANS0227E The dsmBindMC sendType is invalid.**

**Explanation:** The dsmBindMC sendType is invalid.

**System action:** The system returns to the calling procedure.

**User response:** The sendType must be one of the following:

- stBackup
- stArchive
- stBackupMountWait
- stArchiveMountWait

---

**ANS0228E The dsmSendObj sendType is invalid.**

**Explanation:** The dsmSendObj sendType is invalid.

**System action:** The system returns to the calling procedure.

**User response:** The sendType must be one of the following:

- stBackup
- stArchive
- stBackupMountWait
- stArchiveMountWait

---

**ANS0229E The dsmDeleteObj delType is invalid.**

**Explanation:** The dsmDeleteObj delType is invalid.

**System action:** The system returns to the calling procedure.

**User response:** The delType must be dtBackup or dtArchive.

---

**ANS0230E The query Backup objState is invalid.**

**Explanation:** The query Backup objState is invalid.

**System action:** The system returns to the calling procedure.

**User response:** The qryBackupData.objState must be one of the following:

- DSM\_ACTIVE
- DSM\_INACTIVE
- DSM\_ANY\_MATCH

---

**ANS0231E** The management class name was not found.

**Explanation:** A query or send operation is unable to find the management class name.

**System action:** The system returns to the calling procedure.

**User response:** Verify the management class name.

---

**ANS0232E** The drive letter is not an alphabetic character.

**Explanation:** The drive letter is not an alphabetic character. This return code is valid on Microsoft Windows only.

**System action:** The system returns to the calling procedure.

**User response:** Verify that the drive designation is an alphabetic character. The referenced field is dsmDosFSAttrib.driveLetter.

---

**ANS0233E** The Register Filespace name is NULL.

**Explanation:** There is no value provided for the Register Filespace name.

**System action:** The system returns to the calling procedure.

**User response:** Provide a filespace name on dsmRegisterFS.

---

**ANS0234E** The new password value is NULL or blank.

**Explanation:** There is no value provided for new password.

**System action:** The system returns to the calling procedure.

**User response:** Provide a new password on dsmChangePW.

---

**ANS0235E** The old password value is NULL or blank.

**Explanation:** There is no value provided for old password.

**System action:** The system returns to the calling procedure.

**User response:** Provide an old password on dsmChangePW.

---



---

**ANS0236E** On dsmInit, the owner is not allowed to establish a session when PASSWORDACCESS=generate.

**Explanation:** PASSWORDACCESS=GENERATE establishes a session with the current login user as the owner. The application should set clientOwnerNameP to NULL when PASSWORDACCESS=GENERATE is in effect.

**System action:** The system returns to the calling procedure. Whether the application can continue processing depends on how the application handles the error.

**User response:** This message applies to applications that utilize the IBM Spectrum Protect API, and is intended primarily for the vendor of the application for which the message is issued. Depending on the application, this could be a configuration issue.

Consult the documentation for the application and verify that the application is configured correctly. If the problem persists, contact the application vendor for further assistance.

---

**ANS0237E** On dsmInit, the node is not allowed when PASSWORDACCESS=generate.

**Explanation:** PASSWORDACCESS=generate establishes a session with the current hostname as the node.

**System action:** The system returns to the calling procedure.

**User response:** When using PASSWORDACCESS=generate, set clientNodeNameP to NULL.

---

**ANS0238E** The sequence of calls is invalid.

**Explanation:** Then API requires function calls to be made in a specific sequence. The function calls were not made in the expected sequence. The error can be triggered by the following issues:

- An error in the network.
- A bug in the IBM Spectrum Protect API.
- A bug in the IBM Spectrum Protect server.
- A bug in the application (IBM or third party) that uses the IBM Spectrum Protect API.

**System action:** The system returns to the calling procedure.

**User response:** An end user can respond in the following ways:

- Check the network for errors.
- Look for clues in the IBM Spectrum Protect server activity log file, client side dserror.log log file, and log files that are specific to the problem application.

- Search the IBM support pages for APARs that match the problem. The support site is at IBM Spectrum Protect Support Portal ([http://www.ibm.com/support/entry/portal/product/tivoli/tivoli\\_storage\\_manager](http://www.ibm.com/support/entry/portal/product/tivoli/tivoli_storage_manager))
- If the API application is developed by a third party (not IBM), search that third party's support pages for known issues that match the problem.

If none of the above actions resolve the problem, report the problem to the vendor of the application that uses the IBM Spectrum Protect API.

A developer of an application that uses the IBM Spectrum Protect API must investigate the reason for the problem, including reviewing the IBM Spectrum Protect API state diagram. The IBM Spectrum Protect API state diagram is in the product documentation at IBM Spectrum Protect product documentation ([http://www.ibm.com/support/knowledgecenter/SSEQVQ\\_8.1.4/tsm/welcome.html](http://www.ibm.com/support/knowledgecenter/SSEQVQ_8.1.4/tsm/welcome.html))

---

**ANS0239E On dsmSendObj, wildcards are not allowed for the objName.**

**Explanation:** On dsmSendObj, wildcards are not allowed for the objName.

**System action:** The system returns to the calling procedure.

**User response:** Provide a fs, hl, and ll on the dsmObjName.

---

**ANS0240E The filesystem to delete/set access cannot be found.**

**Explanation:** The filesystem to delete cannot be found.

**System action:** The system returns to the calling procedure.

**User response:** Verify the filesystem name.

---

**ANS0241E On dsmSendObj, dsmDeleteObj, or dsmUpdateFS the filesystem is not registered.**

**Explanation:** On dsmSendObj, dsmDeleteObj, or dsmUpdateFS, the filesystem is not registered.

**System action:** The system returns to the calling procedure.

**User response:** Verify the filesystem name.

---

**ANS0242W On dsmRegisterFS the filesystem is already registered.**

**Explanation:** On dsmRegisterFS the filesystem is already registered.

**System action:** The system returns to the calling procedure.

**User response:** Verify the filesystem name.

---

**ANS0243E On dsmBeginGetData the objID is NULL.**

**Explanation:** On dsmBeginGetData, the objID is NULL.

**System action:** The system returns to the calling procedure.

**User response:** Verify the following:

The dsmGetList is not NULL.

Each objID is not NULL.

The dsmGetList numObjId is not zero.

---

**ANS0244E On dsmInit, the caller API version is different than the IBM Spectrum Protect library version.**

**Explanation:** On dsmInit, the caller API version is later than the IBM Spectrum Protect library version.

**System action:** The system returns to the calling procedure.

**User response:** Install the latest IBM Spectrum Protect API library.

---

**ANS0245E The caller's structure version is different than the IBM Spectrum Protect library version.**

**Explanation:** The caller's structure version is different than the IBM Spectrum Protect library version.

**System action:** The system returns to the calling procedure.

**User response:** Ensure that the stVersion field is set with the value in the header file. Recompile the application with the latest header files.

---

**ANS0246E Issue dsmEndTxn and then begin a new transaction session.**

**Explanation:** This transaction must be ended and a new one must be started due to one of the following reasons:

The destination changed.

The byte limit is exceeded

The maximum number of objects is exceeded.

**System action:** The system returns to the calling procedure.

**User response:** Issue dsmEndTxn and start a new transaction session.

---

**ANS0247E    The backup or archive object is excluded from processing.**

**Explanation:** The backup or archive object is excluded from processing.

**System action:** The system returns to the calling procedure.

**User response:** Verify the objName and Exclude lists.

---

**ANS0248E    The backup object does not have a copy group.**

**Explanation:** The backup object does not have a copy group.

**System action:** The system returns to the calling procedure.

**User response:** Verify server policy definitions.

---

**ANS0249E    The archive object does not have a copy group.**

**Explanation:** The archive object does not have a copy group.

**System action:** The system returns to the calling procedure.

**User response:** Verify server policy definitions.

---

**ANS0250E    Memory used by the IBM Spectrum Protect API has been corrupted.**

**Explanation:** Memory used by the IBM Spectrum Protect API has been corrupted.

**System action:** The system returns to the calling procedure.

**User response:** Retry the operation. If the problem continues, contact your system administrator or service representative.

---

**ANS0251E    The sendObj Archive description is too long.**

**Explanation:** The sendObj Archive description is too long.

**System action:** The system returns to the calling procedure.

**User response:** The sndArchiveData.descr string must be less than or equal to DSM\_MAX\_DESCR\_LENGTH.

---

**ANS0252E    The sendObj ObjAttr.objInfo is too long.**

**Explanation:** The sendObj ObjAttr.objInfo is too long.

**System action:** The system returns to the calling procedure.

---

**User response:** The objInfo field must be less than or equal to DSM\_MAX\_OBJINFO\_LENGTH.

---

**ANS0253E    The sendObj dsmObjName.hl is too long.**

**Explanation:** The sendObj dsmObjName.hl is too long.

**System action:** The system returns to the calling procedure.

**User response:** The hl field must be less than or equal to DSM\_MAX\_HL\_LENGTH.

---

**ANS0254E    The password, or encryptionPassword string provided is too long.**

**Explanation:** The value provided for password or encryptionPassword is too long.

**System action:** The system returns to the calling procedure.

**User response:** The password or encryptionPassword field must be less than DSM\_MAX\_VERIFIER\_LENGTH.

---

**ANS0255E    The sendObj dsmObjName.fs is too long.**

**Explanation:** The sendObj dsmObjName.fs is too long.

**System action:** The system returns to the calling procedure.

**User response:** The fs field must be less than or equal to DSM\_MAX\_FS\_LENGTH.

---

**ANS0256E    The sendObj dsmObjName.ll is too long.**

**Explanation:** The sendObj dsmObjName.ll is too long.

**System action:** The system returns to the calling procedure.

**User response:** The ll field must be less than or equal to DSM\_MAX\_LL\_LENGTH.

---

**ANS0257E    On RegisterFS or UpdateFS the fsAttr's fsInfo is too long.**

**Explanation:** On RegisterFS or UpdateFS the fsAttr's fsInfo is too long.

**System action:** The system returns to the calling procedure.

**User response:** The fsInfo field must be less than or equal to DSM\_MAX\_FSINFO\_LENGTH.

---

---

**ANS0258I** On dsmGetNextQObj or dsmGetData there is more available data.

**Explanation:** On dsmGetNextQObj or dsmGetData there is more available data.

**System action:** The system returns to the calling procedure.

**User response:** Call the function again.

---

**ANS0259E** The dataBlk buffer is too small for the query response.

**Explanation:** The dataBlk buffer is too small for the query response.

**System action:** The system returns to the calling procedure.

**User response:** On dsmGetNextQObj ensure that the dataBlk buffer is at least as big as the query response structure.

---

**ANS0260E** An invalid option keyword was found during option parsing.

**Explanation:** An invalid option keyword was found in the dsmInit configuration file, the option string, dsm.sys, or dsm.opt.

**System action:** The system returns to the calling procedure.

**User response:** Correct the spelling of the option keywords. Verify that the dsmInit configuration file only has a subset of the dsm.sys options. Check the error log for more details about the error.

---

**ANS0261E** The configuration file specified on dsmInit cannot be opened.

**Explanation:** The configuration file specified on dsmInit cannot be opened.

**System action:** The system returns to the calling procedure.

**User response:** Verify the file name.

---

**ANS0262E** The Include/Exclude definition file was not found.

**Explanation:** The Include/Exclude definition file was not found.

**System action:** The system returns to the calling procedure.

**User response:** Verify the file name on the Inclexcl option.

---



---

**ANS0263E** Either the dsm.sys file was not found, or the Inclexcl file specified in dsm.sys was not found.

**Explanation:** Either the dsm.sys file was not found, or the Inclexcl file specified in dsm.sys was not found.

**System action:** The system returns to the calling procedure.

**User response:** The dsm.sys file must be in the directory referenced by the environment variable DSMI\_DIR. Verify the file name on the Inclexcl option in the dsm.sys file.

---

**ANS0264E** Only a UNIX root user can execute dsmChangePW or dsmDeleteFS.

**Explanation:** Only a UNIX root user can execute dsmChangePW or dsmDeleteFS.

**System action:** The system returns to the calling procedure.

**User response:** Run this program as a root user.

---

**ANS0265E** You must issue dsmBindMC before dsmSendObj.

**Explanation:** You must issue dsmBindMC before dsmSendObj.

**System action:** The system returns to the calling procedure.

**User response:** Modify your program.

---

**ANS0266I** The dsmEndTxn vote is ABORT, so check the reason field.

**Explanation:** After a dsmEndTxn call, the transaction is aborted by either the server or client with a DSM\_VOTE\_ABORT and the reason is returned.

**System action:** The system returns to the calling procedure.

**User response:** Check the reason field for the code which explains why the transaction has been aborted.

---

**ANS0267E** Invalid command line option/value: *'option'*

**Explanation:** The *option* is not valid on this command line.

**System action:** Processing stops

**User response:** Verify that the option and value are not misspelled and are valid with the current command.

---

---

**ANS0268E**    **Server problem: Destination not defined.**

**Explanation:** Server problem: Destination not defined.

**System action:** Processing stopped.

**User response:** Have your service representative check the error log.

---

**ANS0270S**    **The data buffer overflowed.**

**Explanation:** The data buffer overflowed. This is a programming failure and the client program ends.

**System action:** Processing stopped.

**User response:** Retry the operation. If the problem continues, contact your system administrator.

---

**ANS0271E**    **No more files can be restored or retrieved since the destination directory is full.**

**Explanation:** No more files can be restored or retrieved since the destination directory is full.

**System action:** Processing stopped.

**User response:** Free up disk space, or restore or retrieve the file to another disk.

---

**ANS0272I**    **The operation is finished.**

**Explanation:** The operation is finished.

**System action:** The system returns to the calling procedure.

**User response:** Proceed with next function call.

---

**ANS0273E**    **The dsmtca execution/owner permissions are invalid.**

**Explanation:** The dsmtca execution/owner permissions are invalid.

**System action:** Processing stopped.

**User response:** Have your system administrator check the installation instructions for the client to ensure that the dsmtca permissions are set correctly.

---

**ANS0274S**    **Process killed.**

**Explanation:** Processing stopped. This is a programming failure and the client program ends.

**System action:** Processing stopped.

**User response:** Retry the operation. If the problem continues, contact your system administrator.

---



---

**ANS0275S**    **The dsmtca would block the operation.**

**Explanation:** The dsmtca blocks the operation. This is a programming failure and the client program ends.

**System action:** Processing stopped.

**User response:** Retry the operation. If the problem continues, contact your system administrator.

---

**ANS0276S**    **The area for the include/exclude pattern is too small.**

**Explanation:** The area for the include/exclude pattern is too small. This is a programming failure and the client program ends.

**System action:** Processing stopped.

**User response:** Retry the operation. If the problem continues, contact your system administrator.

---

**ANS0277S**    **There is no closing bracket in the pattern.**

**Explanation:** There is no closing bracket in the pattern. This is a programming failure and the client program ends.

**System action:** Processing stopped.

**User response:** Retry the operation. If the problem continues, contact your system administrator.

---

**ANS0278S**    **The transaction will be aborted.**

**Explanation:** The server encountered an error and will abort the transaction.

**System action:** The transaction will be aborted. The reason code is passed on the dsmEndTxn call.

**User response:** Issue the dsmEndTxn with a vote of DSM\_VOTE\_COMMIT and examine the reason code.

---

**ANS0279I**    **A file was skipped during a restore operation because the file is off line and the application has chosen not to wait for a tape mount.**

**Explanation:** A file was skipped during a restore operation because the file is off line and the application has chosen not to wait for a tape mount.

**System action:** File skipped.

**User response:** Verify the application sets the mountWait value correctly on dsmBeginGetData.

---

**ANS0280E**    **Unable to find the dsmtca module.**

**Explanation:** IBM Spectrum Protect was unable to find the dsmtca module in the specified directory.

**System action:** Processing ends.

---

**User response:** Make sure the dsmtca module is in the directory specified by DSMI\_DIR.

---

**ANS0282E Password file is not available.**

**Explanation:** The file containing the stored password for the specified *server-name* is unavailable.

**System action:** Processing ends.

**User response:** The root user must set and store a new password.

---

**ANS0283E High level qualifier of the object name should start with the directory delimiter.**

**Explanation:** The high level qualifier for the object name is invalid.

**System action:** The system returns to the calling procedure.

**User response:** High level qualifier of the object name should start with the directory delimiter.

---

**ANS0284E The number of objects on dsmBeginGetData exceeds DSM\_MAX\_GET\_OBJ | DSM\_MAX\_PARTIAL\_GET\_OBJ.**

**Explanation:** The number of objects (numObjId) specified on the dsmBeginGetData call exceeds DSM\_MAX\_GET\_OBJ | DSM\_MAX\_PARTIAL\_GET\_OBJ.

**System action:** The system returns to the calling procedure.

**User response:** Check the number of objects before calling dsmBeginGetData. If it is greater than DSM\_MAX\_GET\_OBJ | DSM\_MAX\_PARTIAL\_GET\_OBJ, then issue multiple Get call sequences.

---

**ANS0285E The update action is invalid.**

**Explanation:** The dsmUpdateFS or dsmUpdateObj action is invalid.

**System action:** The system returns to the calling procedure.

**User response:** Correct the action value. Valid values are defined in dsmapitd.h and documented in our Using the API book.

---

**ANS0286E The key file is missing.**

**Explanation:** The key file for Data Protection for Oracle cannot be found.

**System action:** The system returns to the calling procedure.

**User response:** Ensure that you have ordered the Data

Protection for Oracle, and install the key file.

---

**ANS0287E The key file content is invalid.**

**Explanation:** The key file content for Data Protection for Oracle is invalid.

**System action:** The system returns to the calling procedure.

**User response:** Ensure that you have ordered the Data Protection for Oracle, and install the key file.

---

**ANS0296I Encryption key passwords are not the same.  
Please try again...**

**Explanation:** Encryption key passwords do not match.

**System action:** You are prompted for the encryption key password.

**User response:** Enter the correct encryption key password.

---

**ANS0297E Error opening specified file.**

**Explanation:** The specified file could not be located or opened.

**System action:** Attempts to open file failed.

**User response:** Make sure the file exists.

---

**ANS0298E Session Rejected: The specified user id is currently locked**

**Explanation:** The user id you specified is currently locked on the server.

**System action:** Session was not started.

**User response:** Check with your system administrator to find out why your user id is locked.

---

**ANS0299E Scheduler cannot be started manually because the value of MANAGEDSERVICES option is SCHEDULE.**

**Explanation:** if MANAGEDSERVICES SCHEDULE is indicated in the option file, the IBM Spectrum Protect scheduler cannot be started in the traditional manner.

**System action:** Scheduler stopped.

**User response:** If you are not going to use dsmscd to manage the schedule anymore, stop dsmscd and remove MANAGEDSERVICES option from the option file.

---

**ANS0302I**    **Successfully done.**

**Explanation:** The operation successfully completed.

**System action:** None.

**User response:** None.

---

**ANS0304E**    **The password is too short.**

**Explanation:** The new password does not have enough characters.

**System action:** The password is not updated on the server.

**User response:** Choose a different password. Contact your IBM Spectrum Protect administrator to learn the password requirements.

---

**ANS0305E**    **It is too soon after the previous update to change the password.**

**Explanation:** The password cannot be changed since not enough time has elapsed since the last password update.

**System action:** The password is not updated on the server.

**User response:** Try to change your password again later.

---

**ANS0306E**    **The password was previously used.**

**Explanation:** The new password that you entered was previously used.

**System action:** The password is not updated on the server.

**User response:** Choose a different password.

---

**ANS0307E**    **The password does not meet the requirements.**

**Explanation:** The new password that you entered does not meet the requirements, such as the number of special characters or digits.

**System action:** The password is not updated on the server.

**User response:** Choose a different password. Contact your IBM Spectrum Protect administrator to learn the password requirements.

---

**ANS0308E**    **Remote operation failed to start on**  
*obj-name. Status: status reason: reason*

**Explanation:** The request to start a remote operation has failed for the indicated node and file space. The status and the reason for the failure are shown.

**System action:** Processing ends.

---

**User response:** Contact your system administrator for more information.

---

**ANS0309E**    **Remote operation failed to start on**  
*obj-name. Status: status*

**Explanation:** The request to start a remote operation has failed for the indicated node and file space. The status of the failure is shown.

**System action:** Current operation has ended.

**User response:** Contact your system administrator for more information.

---

**ANS0311E**    **The tsmBuffHandle is invalid, or the value of dataPtr is invalid.**

**Explanation:** An invalid value for a handle or dataPtr has been passed into the API.

**System action:** The system returns to the calling procedure.

**User response:** There is a problem with the calling application. Verify the values of the tsmBuffHandle and dataptr passed to the API.

---

**ANS0312E**    **The number of bytes copied into the tsmBuffer is larger than the allowed value.**

**Explanation:** An invalid number of bytes was copied to a tsmBuffer.

**System action:** The system returns to the calling procedure.

**User response:** There is a problem with the calling application. Verify the number of bytes copied into the tsmBuffer.

---

**ANS0313E**    **dsmTerminate cannot finish because the application is holding on to 1 or more tsmBuffers.**

**Explanation:** An application is trying to terminate a session, but is still holding some tsmBuffers.

**System action:** The system returns to the calling procedure.

**User response:** The application must return all buffers for this session by calling tsmReleaseBuffer, and then issue dsmTerminate.

---

**ANS0314E**    **An internal error occurred in the tsmBuffer array.**

**Explanation:** An internal API buffer array error occurred.

**System action:** The system returns to the calling procedure.

---



**User response:** Try the operation again. If the problem continues, contact your system administrator or service representative.

---

**ANS0315E Unable to open message text file.**

**Explanation:** The system is unable to open the message txt file (dscenu.txt or dsmclientV3.cat for AIX). On the AS/400 platform this file is QANSAPI/QAANSENU(TXT).

**System action:** The system returns to the calling procedure.

**User response:** Verify that the dscenu.txt file is in the directory pointed to by DSMI\_DIR. For AIX, verify that the dsmclientV3.cat file has a symbolic link to /usr/lib/nls/msg/<locale>/dsmclientV3.cat .

---

**ANS0316E Unable to use message text file.**

**Explanation:** The system is unable to use the message text file (dscenu.txt or dsmclientV3.cat for AIX) because of an invalid header. On the AS/400 platform this file is QANSAPI/QAANSENU(TXT).

**System action:** The system returns to the calling procedure.

**User response:** Install the message text file again.

---

**ANS0317E Unable to use message text file.**

**Explanation:** The system is unable to use the message txt file (dscenu.txt or dsmclientV3.cat for AIX) because of an invalid control record. On the AS/400 platform this file is QANSAPI/QAANSENU(TXT).

**System action:** The system returns to the calling procedure.

**User response:** Install the message text file again.

---

**ANS0318E Invalid value for DATEFORMAT specified.**

**Explanation:** An invalid value is specified for DATEFORMAT.

**System action:** The system returns to the calling procedure.

**User response:** Specify a valid value.

---

**ANS0319E Invalid value for TIMEFORMAT specified.**

**Explanation:** An invalid value is specified for TIMEFORMAT.

**System action:** The system returns to the calling procedure.

**User response:** Specify a valid value.

---

**ANS0320E Invalid value for NUMBERFORMAT specified.**

**Explanation:** An invalid value is specified for NUMBERFORMAT.

**System action:** The system returns to the calling procedure.

**User response:** Specify a valid value.

---

**ANS0321E msg parameter for dsmRCMsg is a NULL pointer.**

**Explanation:** The message parameter for dsmRCMsg is a NULL pointer.

**System action:** The system returns to the calling procedure.

**User response:** Allocate enough space for the message parameter.

---

**ANS0322E no text available for this return code.**

**Explanation:** The dsmRC parameter for dsmRCMsg is an unsupported return code.

**System action:** The system returns to the calling procedure.

**User response:** Specify a valid value.

---

**ANS0323E partialObjOffset value for partial object retrieve is invalid.**

**Explanation:** The partialObjOffset value for partial object retrieve is invalid.

**System action:** The system returns to the calling procedure.

**User response:** Specify a valid value.

---

**ANS0324E partialObjLength value for partial object retrieve is invalid.**

**Explanation:** partialObjLength value for partial object retrieve is invalid.

**System action:** The system returns to the calling procedure.

**User response:** Specify a valid value.

---

**ANS0325E Partial Object Retrieve is not supported on this server.**

**Explanation:** The IBM Spectrum Protect server specified by the user does not support partial object retrieve.

**System action:** The system returns to the calling procedure.

**User response:** Specify a IBM Spectrum Protect server

which supports the partial object retrieve function.

---

**ANS0326E This node has exceeded its maximum number of mount points.**

**Explanation:** Either no tape or sequential disk mount points are permitted for this operation, or the maximum number of mount points allowed are already in use. The operation can not be completed. The IBM Spectrum Protect administrator defines the maximum number of mount points with the **MAXNUMMP** property of your node definition.

**System action:** The object is skipped

**User response:** If you are performing any other operations that might be using mount points, wait until those operations are complete, then try the failed operation again. Otherwise contact your IBM Spectrum Protect administrator for further assistance

---

**ANS0327E A duplicate object was found, operation cannot complete.**

**Explanation:** A duplicate object was found, operation cannot complete.

**System action:** The requested operation failed.

**User response:** Try the operation with a different file specification.

---

**ANS0328E The specified objects failed the merge test.**

**Explanation:** The specified objects failed the merge test, operation cannot complete.

**System action:** The requested operation failed.

**User response:** See documentation for the merge test parameters.

---

**ANS0330E The dsmSetAccess access Type is invalid.**

**Explanation:** The dsmSetAccess accessType is invalid.

**System action:** The system returns to the calling procedure.

**User response:** The accessType must be one of the following:

atBackup  
atArchive

---

**ANS0331E No files have been previously backed up for this filename/filespace.**

**Explanation:** You tried to set access to files when no files for the specified filename, drive or file system were previously backed up.

**System action:** Processing stopped.

**User response:** Ensure that the correct drive or file system was specified and that files are backed up for you to set access.

---

**ANS0332E No files have been previously archived for this filename/filespace.**

**Explanation:** You tried to set access to files when no files for the specified filename, drive or file system were previously archived.

**System action:** Processing stopped.

**User response:** Ensure that the correct drive or file system was specified and that files are archived for you to set access.

---

**ANS0333E Unknown Remote Mover type**

**Explanation:** The specified Remote Mover type is unknown.

**System action:** Current operation has ended.

**User response:** Contact your system administrator for more information.

---

**ANS0334E An Operation for the requested node and file space is already in progress.**

**Explanation:** A request has been made to use a data mover to perform an operation for the indicated node and file space. Since an operation for this node and file space is already in progress, the new operation cannot be performed.

**System action:** Current operation has ended.

**User response:** Retry the operation at a later time.

---

**ANS0335E System resource in use**

**Explanation:** A required resource is in use by another command or process.

**System action:** Current operation has ended.

**User response:** Retry the operation at a later time.

---

**ANS0336E Server plugin communication error**

**Explanation:** Communication between a server plugin module and a NAS filer failed.

**System action:** Current operation has ended.

**User response:** Contact your system administrator for more information.

---

**ANS0337E Server plugin detected unsupported NAS filer operating system.**

**Explanation:** A plugin module detected that a NAS filer is running an unsupported operating system or operating system level.

**System action:** Current operation has ended.

**User response:** Contact your system administrator for more information.

**ANS0338E An invalid operation was attempted on a node**

**Explanation:** The operation is not valid.

**System action:** Current operation has ended.

**User response:** Contact your system administrator for more information.

**ANS0339E The specified target storage pool is not defined.**

**Explanation:** The storage pool is not defined.

**System action:** Current operation has ended.

**User response:** Contact your system administrator for more information.

**ANS0340E A target storage pool does not have the correct data format for the given node type.**

**Explanation:** none

**System action:** Current operation has ended.

**User response:** Contact your system administrator for more information.

**ANS0341E No associated data mover is defined for the given node.**

**Explanation:** none

**System action:** Current operation has ended.

**User response:** Contact your system administrator for more information.

**ANS0342E The CRC received from the Server does not match the CRC calculated by the client.**

**Explanation:** The server sent a CRC for a buffer. The client calculated a CRC for the same buffer. These did not match. The mismatch indicates a communication failure.

**System action:** In some cases, the client can indicate the failure to the server and retry the operation.

**User response:** Check the trace log for additional information and retry the operation. If the problem persists, contact your system administrator.

**ANS0343E An invalid operation was attempted on a group leader or group member.**

**Explanation:** An invalid operation was attempted on a logical group.

**System action:** The current operation stops.

**User response:** Retry a valid operation.

**ANS0344E Cannot Send data with a zero byte sizeEstimate.**

**Explanation:** You cannot send data for an object with size estimate = 0.

**System action:** The system returns to the calling procedure.

**User response:** Set size estimate greater than 0 in dsmSendObj.

**ANS0345E Remote disk not defined.**

**Explanation:** An operation was attempted on a remote disk that is not defined.

**System action:** The current operation stops.

**User response:** Define the proper remote disk.

**ANS0346E Input destination does not match expected destination.**

**Explanation:** Input destination does not match expected destination.

**System action:** The current operation stops.

**User response:** Retry operation with proper destination.

**ANS0347E Data mover is not available.**

**Explanation:** Data mover is not available.

**System action:** The current operation stops.

**User response:** Retry operation with a proper Data mover.

**ANS0348E Operation failed because the copy continue option was set to NO.**

**Explanation:** Operation failed because the copy continue option was set to NO.

**System action:** The current operation stops.

**User response:** This abort code indicates that a store operation, like backup or archive failed because the copy continue option was set to NO. The sysadmin will need to resolve the problem on the server end.

---

**ANS0349E Transaction failed because of a problem during a store operation.**

**Explanation:** Transaction failed because of a problem during a store operation. This error is typical when the next storage pool has a different copy storage pool list and we switch to this pool in the middle of a transaction.

**System action:** Transaction is aborted.

**User response:** Resend objects in separate transactions.

---

**ANS0350E The current client configuration does not comply with the value of the DATAWRITEPATH or DATAREADPATH server option for this node.**

**Explanation:** The values of the DATAWRITEPATH and DATAREADPATH server options specify where the client is allowed to send data, and where data is read from. The values for the specified node name should correspond with the client configuration. For example, you will get this error message if DATAWRITEPATH contains a LAN value and the client is configured to use LAN-free protocol, or vice versa.

**System action:** Processing stopped.

**User response:** Check the client, server, and storage agent logs to determine why the client was not able to send data LAN-free. Make sure the client configuration and server options are compatible.

---

**ANS0351E The node or user does not have proper authority to perform this operation**

**Explanation:** The node or user does not have proper authority to perform this operation.

**System action:** The transaction is ended.

**User response:** Check the authority for the specified object.

---

**ANS0352E The operation is not permitted due to server licenses values.**

**Explanation:** The node or user is trying to perform an operation that either exceeds license values, or is not licensed.

**System action:** The session is rejected or the transaction is cancelled, ending the current operation.

**User response:** See your system administrator.

---

**ANS0353E When using useTsmBuffers, dataBlk must be NULL in calls to dsmSendObj and dsmGetObj.**

**Explanation:** The value for dataBlk must be NULL when using useTsmBuffers.

---

**System action:** The system returns to the calling procedure.

**User response:** There is a problem with the calling application. Contact your application provider

---

**ANS0354E Encryption is not allowed when using useTsmBuffers.**

**Explanation:** useTsmBuffers does not support encryption.

**System action:** The system returns to the calling procedure.

**User response:** Try the operation again, without using useTsmBuffers, or disable encryption for this operation.

---

**ANS0355E This object cannot be restored/retrieved using useTsmBuffers, because it is compressed.**

**Explanation:** useTsmBuffers does not support compression.

**System action:** The system returns to the calling procedure.

**User response:** Try the operation again, without using useTsmBuffers.

---

**ANS0356E This object cannot be restored/retrieved using useTsmBuffers, because it is encrypted.**

**Explanation:** useTsmBuffers does not support encryption.

**System action:** The system returns to the calling procedure.

**User response:** Try the operation again, without using useTsmBuffers.

---

**ANS0357E When using useTsmBuffers, a restore/retrieve with partial object restore is not allowed.**

**Explanation:** useTsmBuffers does not support partial object restore.

**System action:** The system returns to the calling procedure.

**User response:** Make sure the calling application is either using Partial object restore or useTsmBuffers.

---

**ANS0358E No encryption key was found. If you are using -encryptkey=prompt make sure there is a value in the encryptionPasswordP field and that bEncryptKeyEnabled is set to true.**

**Explanation:** There was no encryption key found in

the password file, or no key was provided by the application.

**System action:** The system returns to the calling procedure.

**User response:** If you are using -encryptkey=prompt, make sure there is a value in encryptionPasswordP and that bEncryptKeyEnabled is set to true.

---

#### ANS0359E Conflicting encryption key options have been specified.

**Explanation:** When using the ENABLEENCRYPTKEY option, the parameter bEncryptKeyEnabled for the IBM Spectrum Protect API dsmInitExIn\_t and tsmInitExIn\_t structures cannot be set to bTrue.

**System action:** The system returns to the calling procedure.

**User response:** Either remove the ENABLEENCRYPTKEY option from the options file, or set the parameter bEncryptKeyEnabled to bFalse in the program using the IBM Spectrum Protect API.

---

#### ANS0360E The client acceptor cannot start because the value of the MANAGEDSERVICES option is NONE.

**Explanation:** The client acceptor will not start if MANAGEDSERVICES NONE is set in the option file. The client acceptor is designed to manage the web client or IBM Spectrum Protect schedules. By specifying NONE, the client acceptor will not manage any services.

**System action:** The client acceptor will stop processing.

**User response:** Specify either WEBCLIENT or SCHEDULER for the MANAGEDSERVICES option in the option file then restart the client acceptor.

---

#### ANS0361I DIAG:

**Explanation:** The message text is provided for diagnostic purposes and is meant to provide information to IBM support in problem determination.

**System action:** None.

**User response:** None.

---

#### ANS0362E There are insufficient Windows system resources to process this command.

**Explanation:** This problem can occur during backup of a shared directory. The most likely reason is the 'IRPStackSize' setting on the computer that hosts the shared directory is too small.

**System action:** The file is skipped.

**User response:** Check the Windows event viewer for

event ID 2011 on the computer that hosts the shared directory. This event indicates that the configuration parameter IRPStackSize is too small. IRPStackSize is a setting of type DWORD located in Windows registry key HKEY\_LOCAL\_MACHINE\SYSTEM\CurrentControlSet\services\LanmanServer\Parameters. If the IRPStackSize value is less than 20, or IRPStackSize is not specified, then set the value to 20, restart the system, and try the operation again. The default IRPStackSize value is 15. Attention: Consult with your Windows system administrator before making changes to the Windows registry or the problem persists after changing the IRPStackSize value to 20.

---

#### ANS0363E The signature check of the content.spsig file failed. The retrieved files will be removed.

**Explanation:** The IBM Spectrum Protect signature file, content.spsig, was not retrieved correctly. The file was manipulated or damaged.

**System action:** Processing stops.

**User response:** The content.spsig file was not found. Make sure that the data in the Operations Center, such as the client package or Update Manager package, is correct or download the correct version in the Operations Center.

---

#### ANS0364W The signature check of the content.spsig file failed.

**Explanation:** The IBM Spectrum Protect signature file, content.spsig, was not retrieved correctly. The file was changed or damaged.

**System action:** Processing continues.

**User response:** The content.spsig file is damaged or changed. Ensure that the data that was retrieved is not corrupted. The data was probably damaged or changed.

---

#### ANS0365E The signature check of one or more files failed. The retrieved files will be removed.

**Explanation:** One or more files were not retrieved correctly. The files might be changed or damaged.

**System action:** Processing stops.

**User response:** One or more files were changed or damaged. Make sure that the data in the Operations Center, such as the client package or Update Manager package, is correct or download the correct version in the Operations Center.

---

**ANS0366W** The signature check of one or more files failed.

**Explanation:** One or more files were not retrieved correctly. The files might be changed or damaged.

**System action:** Processing continues.

**User response:** One or more files were changed or damaged. Ensure that the files that were retrieved are not corrupted.

---

**ANS0367E** One or more files were not found during the signature check. The retrieved files will be removed.

**Explanation:** One or more files were not retrieved.

**System action:** Processing stops.

**User response:** One or more files were not retrieved. Make sure that the data in the Operations Center, such as the client package or Update Manager package, is correct or download the correct version in the Operations Center.

---

**ANS0368W** One or more files were not found during the signature check.

**Explanation:** One or more files were not retrieved. Important files might be missing.

**System action:** Processing continues.

**User response:** One or more files were damaged or changed. Ensure that the files that were retrieved are not corrupted. The missing files could be important or not retrieved on purpose. For example, a file might not be retrieved because it was removed on the server.

---

**ANS0369E** The content.spsig file is not a IBM Spectrum Protect signature file. The retrieved files will be removed.

**Explanation:** A content.spsig file was found, but it is not a IBM Spectrum Protect signature file. The content of the retrieve could not be verified.

**System action:** Processing stops.

**User response:** If a content.spsig file is found during retrieve, the client will try to identify this file as a signature file. If the file is not a IBM Spectrum Protect signature file, the client is not able to verify the files. Make sure that the data in the Operations Center, such as the client package or Update Manager package, is correct or download the correct version in the Operations Center.

---



---

**ANS0370W** The content.spsig file is not a IBM Spectrum Protect signature file.

**Explanation:** A content.spsig file was found, but it is not a IBM Spectrum Protect signature file. The content of the retrieve could not be verified. If a content.spsig file is found during retrieve the client will try to identify this file as signature file. If the file is not a IBM Spectrum Protect signature file, the client is not able to verify the data.

**System action:** Processing continues.

**User response:** No user action is required.

---

**ANS0371E** The content.spsig file was not found. A signature check cannot be completed. All retrieved files will be removed.

**Explanation:** The IBM Spectrum Protect signature file, content.spsig, was not found. A signature check is not possible. It is not possible to check whether the files that were retrieved are damaged or changed.

**System action:** Processing stops.

**User response:** The content.spsig file was not found. Make sure that the data in the Operations Center, such as the client package or Update Manager package, is correct or download the correct version in the Operations Center.

---

**ANS0372E** More than one content.spsig file was found. A signature check cannot be completed. All retrieved files will be removed.

**Explanation:** More than one IBM Spectrum Protect signature file, content.spsig, was found. A signature check is not possible. It is not possible to check whether the files that were retrieved are damaged or changed.

**System action:** Processing stops.

**User response:** More than one content.spsig file was found. Make sure that the data in the Operations Center, such as the client package or Update Manager package, is correct or download the correct version in the Operations Center.

---

**ANS373I** The SAN Policy of the system is set to 'san\_policy\_value'.

**Explanation:** The VMware Virtual Disk Development Kit used to open, close, read, and write VMware VMDKs requires the specified Windows SAN Policy setting for the datamover hardware and transport type in use.

**System action:** The Windows SAN Policy of the system is configured and the current operation continues.

---

**User response:** When a system is set to Offline All, you need to manually set new disks to Online.

---

**ANS0400E License file could not be opened.**

**Explanation:** The license file was not found, or could not be opened because of permissions or the file is corrupted.

**System action:** The system returns to the calling procedure.

**User response:** Check permissions on file. See if the license file is in the correct place.

---

**ANS0401E Read failure on the license file.**

**Explanation:** The license file was not found, or could not be opened because of permissions, or the file is corrupted.

**System action:** The system returns to the calling procedure.

**User response:** Check permissions on file. See if the license file is in the correct place.

---

**ANS0402E Write failure on the license file.**

**Explanation:** The license file was not found, or could not be opened because of permissions or the file is corrupted.

**System action:** The system returns to the calling procedure.

**User response:** Check permissions on file. See if license file is in the correct place.

---

**ANS0403E Data in the license file is not in a valid format.**

**Explanation:** The license file is not valid.

**System action:** The system returns to the calling procedure.

**User response:** User needs to obtain a new license.

---

**ANS0404E The checksum in the license file does not match the licenseregistration string.**

**Explanation:** The registration string is not valid.

**System action:** The system returns to the calling procedure.

**User response:** User needs to obtain a new license.

---

**ANS0405E This is an expired try and buy license.**

**Explanation:** The registration string is not valid.

**System action:** The system returns to the calling procedure.

**User response:** User needs to obtain a new license.

---

**ANS0420W Warning! Restoring inactive system state objects is not recommended.  
Do you wish to continue?**

**Explanation:** Restoring inactive system state objects may cause system instability. Examples of possible problems include:

- Applications that were installed after the time the system state was backed up cannot function properly after restoring the inactive system state
- Critical operating system updates installed after the inactive system state backup was made can no longer be available, or may not function correctly.

Restoring inactive system state objects is not recommended unless you are certain that this is what you need to do.

**System action:** If user responds with yes, the client will restore the object. If user responds with no, the client will cancel the operation.

**User response:** Reply to the prompt. If you are unsure, reply no, and consult your system administrator or operating system vendor before proceeding further.

---

**ANS0421W Unable to synchronize the node password with the user id password provided.**

**Explanation:** The node password was not updated due to the reason described in the error message preceding this one.

**System action:** The node password is not updated on the server. Next time you run the client you will be prompted for the password again.

**User response:** See the preceding error message.

---

**ANS0422W The selected journal location is a network drive and might not be accessible from the journal service.  
Select a location on a local drive.**

**Explanation:** It is not recommended to use a network device as the location where journal databases are stored. Placing journal databases on a network device can prevent the journal service from running.

**System action:** Processing continues.

**User response:** Choose a local drive where journal databases will be stored.

---

**ANS0423E** Directory '*filepath-namefile-name*' cannot be created. Path does not exist.

**Explanation:** The operating system returned a "path not found" status when IBM Spectrum Protect attempted to create the directory needed for Automated System Recovery (ASR). One possible reason is that a multi disk system is restored to a single disk system.

**System action:** Processing stopped.

**User response:** Please verify that you are restoring to identical hardware and try again.

---

**ANS0649E** Disk provider for volume *volume-name* does not support the snap of a snap feature.

**Explanation:** You can use the snap of a snap feature only on SVC and Storwize systems.

**System action:** Processing ends.

**User response:** Reset the USESNAPOFASNAPTOMOUNT option to No in the Data Protection configuration file and set MOUNTRW=Yes to mount the read/write backup.

---

**ANS0990W** Options file '*file-name*' could not be found. Default option values will be used.

**Explanation:** Common reasons for this warning include:

- The default options file does not exist, and
- You did not specify the -OPTFILE option when starting the IBM Spectrum Protect client, and
- the environment variable DSM\_CONFIG was not set.

**System action:** IBM Spectrum Protect client assumes default values for all client options and continues processing, using the default server name and associated options found in the dsm.sys file.

**User response:** If the default system action is acceptable, you can eliminate this message by creating an empty dsm.opt file in the installation directory.

If you have a client user options file (dsm.opt), either place it in the installation directory or set the DSM\_CONFIG environment variable to the fully-qualified path and file name of your options file.

Review the information on configuring IBM Spectrum Protect in the IBM Spectrum Protect client manual specific to your operating system. If the problem persists, ask your IBM Spectrum Protect administrator for further assistance.

---

**ANS0991I** IBM Spectrum Protect scheduler is listening for server requests on port *port number*

**Explanation:** This message indicates the port number on which the clients is listens for server requests. If the port number in the message differs from the default value or what you specified with the TCPCLIENTPORT option, it is because the port was in use by a different process.

**System action:** Processing continues.

**User response:** Normally no further action is required. If you require the use a specific port number, you need to configure your system or applications so the number is available. Restart the IBM Spectrum Protect client and confirm it uses the desired port.

---

**ANS0992E** The destination filesystem or drive letter is unavailable. For more details please see dsmerror.log.

**Explanation:** The system is trying to restore or retrieve to a destination that cannot be reached. The specified filesystem name or drive letter is not valid, or does not exist, or you are specifying a local share name that cannot be resolved.

**System action:** Objects which are part of this filesystem are not processed.

**User response:** Try the command again, and specify a different destination for the object that was not processed.

---

**ANS0993E** The source specification "*source*" has invalid format.

**Explanation:** The file system must be enclosed in curly braces and wildcards cannot be used except at the lower level.

**System action:** The command processing is terminated.

**User response:** Correct the specification and try the command again.

---

**ANS0994E** Invalid string '*string*' for virtual file space name or group name specification.

**Explanation:** You entered a virtual file space name or a group name specification that contains wildcard characters.

**System action:** Processing stopped.

**User response:** Enter a correct virtual file space name and a group name and try again. Use the pick option to display a list of groups from which you can select one group.



---

**ANS0995E** Volume '*volume-name*' could not be locked.

**Explanation:** The system call to lock the volume failed.

**System action:** Processing stopped.

**User response:** Please verify that no other application is accessing the volume. During restore of an image IBM Spectrum Protect must have exclusive use of the volume.

---

**ANS1000E** An unsupported communications method was specified.

**Explanation:** None.

**System action:** processing stops.

**User response:** Specify a communications interface that is supported by the IBM Spectrum Protect client on your operating system. See the IBM Spectrum Protect client manual for your operating system for further information on configuring IBM Spectrum Protect client communications.

---

**ANS1001E** Volume being backed up was not a system volume. Skipped.

**Explanation:** User specified to back up system volume only. This volume was not backed up since this volume is not a system volume.

**System action:** Volume was not backed up.

**User response:** Use All option or use image backup command to backup this volume.

---

**ANS1002I** MOS image is being created. It may take a while.

**Explanation:** Mini Operating System image is being created. It may take a while to create it.

**System action:** Processing Continues.

**User response:** None.

---

**ANS1004W** Node has exceeded max tape mounts allowed. Operation for '*filespace-name*' will be tried again later.

**Explanation:** Node has exceeded max tape mounts allowed. The operation will be tried again later.

**System action:** The operation will be retried.

**User response:** Increase the number of allowed tape mounts for this node on the server to avoid this situation again.

---

**ANS1005I** TCP/IP read error on socket = *socket-id*, *errno* = *error-code*, *reason* : '*error-reason*'.

**Explanation:** An attempt to receive data using TCP/IP connection failed. If reason : 'Connection reset by peer', it is possible that the server control connection timed out. This can occur if the file transfer time is greater than the IDLETIMEOUT value set on the server.

**System action:** TCP/IP connection to server fails.

**User response:** If the timeout was due to a large file transfer time, you can ignore this message. The client will reconnect with the server automatically, finish transferring the data, and send statistics. You can also consider increasing the IDLETIMEOUT value in the server options file.

---

**ANS1006I** TCP/IP write error on socket = *socket-id*, *errno* = *error-code*, *reason* : *error-reason*

**Explanation:** An attempt to send data using TCP/IP connection failed.

**System action:** Connection to server fails.

**User response:** Retry the operation. If the problem persists, contact your system administrator.

---

**ANS1007E** Sending of object '*object-nameobject-nameobject-name*' failed. There is no backup copy group.

**Explanation:** The management class for this file (*object-name*) does not have a backup copy group. Either the default management class does not have a backup copy group, or an INCLUDE statement is attempting to bind the file to a management class that does not have a backup copy group.

**System action:** IBM Spectrum Protect did not back up the file.

**User response:** Run DSMC QUERY MGMTCLASS -DETAIL to view information about available management classes.

- If the file is being bound to the default management class, make sure the management class has a backup copy group.
  - If the file is being bound to a management class specified in an INCLUDE statement, make sure that the management class has a backup copy group.
  - If you have more than one IBM Spectrum Protect server, make sure you are connecting to the correct server.
  - If you are unable to find a suitable management class, contact your IBM Spectrum Protect administrator for further assistance.
-

---

**ANS1008E    Sending of object '*object-nameobject-nameobject-name*' failed: No Archive Copy Group**

**Explanation:** The management class for this file (*object-name*) did not have an archive copy group specified.

**System action:** The file could not be backed up.

**User response:** See your system administrator.

---

**ANS1009W    An error occurred processing the operating system include/exclude statements.  
The error was detected while processing: *subsystemname*.**

**Explanation:** The client encountered an error while obtaining the automatic include/exclude statements from the operating system. Possible reasons for this error include:

- The specified registry key cannot be opened for reading
- The entry under this key has incorrect data

**System action:** Processing continues without the full list of operating system include/exclude statements.

**User response:** Ensure that you have access to the specified registry key and that entries are a MULTISZ values that contain:

- Individual files
- Directories
- Wild card entries
- Environment variables
- /s switch (the /s switch is used on directory and/or wild card entries and signifies that all subdirectories of this directory should be excluded)

If the cause of this message can not be determined or resolved, contact IBM technical support for further assistance.

---

**ANS1010E    Error processing '*filespace-name*':  
Unsupported file system operation.**

**Explanation:** The file system does not support an operation required to process the file or directory.

**System action:** The file or directory is skipped. Depending on the specific error encountered, processing on Solaris clients might stop.

**User response:** Verify that the file system is supported by the IBM Spectrum Protect client. If a restore or retrieve failed, retry the operation to another location. If the problem persists, look for other indications of system problems. It may be necessary to run the operating system utility that checks and repairs file system inconsistencies. If the problem still cannot be resolved, contact your IBM Spectrum Protect

administrator for further assistance.

---

**ANS1015E    The session is rejected. The server does not allow a signon of a client that is not archive-retention protection enabled.**

**Explanation:** The client cannot establish a connection to the server because the server is enabled for archive-retention protection enabled and the client is not.

**System action:** The session is not started.

**User response:** See your system administrator.

---

**ANS1016I    No eligible files matching '*pathname*' were found.**

**Explanation:** The backup or archive operation completed, but no files were processed. Possible reasons for this include:

The directory that was backed up or archived contains no files

The files are excluded from backup or archive

**System action:** None

**User response:** Check the path you entered.

---

**ANS1017E    Session rejected: TCP/IP connection failure.**

**Explanation:** An attempt to connect to the server using TCP/IP communications failed. This can be a result of incorrect TCP/IP option settings in your client options file. This error can also occur if the LAN connection went down or if your system administrator canceled a backup operation.

**System action:** Session rejected. Processing stopped.

**User response:** Retry the operation, or wait until the server comes back up and retry the operation. If the problem continues, see your system administrator for further help.

---

**ANS1018E    Port *port number* is already in use**

**Explanation:** The port specified by the TCPCLIENTPORT option is in use by a different process.

**System action:** Processing stopped.

**User response:** Contact the server administrator to set up a different port for server-initiated connections. Update the TCPCLIENTPORT with this new port number.

---

---

**ANS1019E The volume could not be opened.**

**Explanation:** An error occurred when IBM Spectrum Protect tried to open the volume for a backup or restore operation.

**System action:** The requested operation does not run.

**User response:** Examine the client error log for additional messages related to this error. Verify that the volume is available, and is not locked by another process. Try the operation again. If the problem persists, contact IBM technical support for further assistance.

---

**ANS1020E System object backup failed.**

**Explanation:** An error occurred while backing up Windows system object files. The backup did not complete.

**System action:** Processing stopped.

**User response:** Ask your system administrator to check the error log. Restart the Windows service associated with the system object indicated in the error log, and retry the backup operation.

---

**ANS1021E System object restore failed.**

**Explanation:** An error occurred while restoring Windows system object files. The restore did not complete.

**System action:** Processing stopped.

**User response:** Ask your system administrator to check the error log. Restart the machine, and then restore the system object indicated in the error log again.

---

**ANS1022E Cancel failed for node: *node-name*  
filesystem: *fs-name* operation: *op-type*  
error: *error***

**Explanation:** The request to cancel a remote operation has failed. The node, file space, operation and reason for the failure are shown.

**System action:** Operation not cancelled.

**User response:** Contact your system administrator for more information.

---

**ANS1023E Session rejected: Node type mismatch**

**Explanation:** Your node name is associated with a different type of operating system and cannot be used on this system.

**System action:** Current operation has been cancelled.

**User response:** If you need a new node name, see your system administrator to assign a new one to you. Generally, you have a unique node name for each

machine and operating system pair that requires access to the server.

---

**ANS1024E Failed to update backup attributes on server for 'backup\_type' backup for 'file\_space\_namepath\_namefile\_name', object id 'object\_id:object\_id' return code 'return code'.**

**Explanation:** Failed to update attributes for the named backup object on the server. The server may not reflect correct state of the backup.

**System action:** Processing continues.

**User response:** Check preceding error messages in error log for more information. Retry the operation. If problem continues, contact your IBM Spectrum Protect administrator.

---

**ANS1025E Session rejected: Authentication failure**

**Explanation:** Authentication failure. You entered an incorrect user id or password.

**System action:** Current operation has been cancelled.

**User response:** Enter your correct user id and password. If you cannot remember the correct user id or password, see your system administrator to have new credentials assigned for your node name.

---

**ANS1026E The session is rejected: There was a communications protocol error.**

**Explanation:** An unexpected network message was received by the client. This could be caused by network problems or a programming error.

**System action:** The current operation has been cancelled.

**User response:** Verify that your communication path is functioning properly and try the operation again. If the problem persists, contact your IBM Spectrum Protect administrator for further assistance.

---

**ANS1028S An internal program error occurred.**

**Explanation:** An unexpected condition was encountered and the operation can not continue. This might be a programming error.

**System action:** processing stops.

**User response:** Try the operation again. If the problem persists, contact your IBM Spectrum Protect administrator or IBM technical support for further assistance.

---

**ANS1029E    Communication with the IBM Spectrum Protect server is lost.**

**Explanation:** This message is issued after the session with the IBM Spectrum Protect server is unexpectedly lost. The client error log might contain additional information regarding this problem.

**System action:** processing stops.

**User response:**

- Restart the IBM Spectrum Protect client and retry the operation.
- If the problem persists, review the client error log for other messages that might be related to this problem.
- Verify that network connectivity exists between the IBM Spectrum Protect client machine and the IBM Spectrum Protect server machine.
- Contact your IBM Spectrum Protect administrator for further assistance. The IBM Spectrum Protect administrator can review the IBM Spectrum Protect server activity log for additional information about the problem.

---

**ANS1030E    The operating system refused a request for memory allocation.**

**Explanation:** Access to memory is required in order to store information as processing proceeds. In this case, more memory was requested than the operating system would allocate. Possible reasons include:

The system is low on memory.

The process in which the program runs has exceeded the maximum memory that it is allowed to allocate.

Some other error condition occurred that caused the program to think it is out of memory.

**System action:** Requested operation cannot be completed.

**User response:** Close all unneeded applications and try the operation again. If the operation still fails, try dividing the task into several smaller units. For example, if a file specification contains several high level directories, run the IBM Spectrum Protect task serially for each directory. If the IBM Spectrum Protect task is an incremental backup, use the option "-memoryefficientbackup=yes".

For UNIX systems that support resource limits, check to see if the memory resource limit is too low by entering the following command: `ulimit -a`

Based on the resulting data, you can ask the UNIX system root user to increase resource limits so that it will override the current default. The UNIX system root user has the authority to increase resource limits.

---

**ANS1031E    The attempt to establish a TCP/IP connection timed out before the connection was made.**

**Explanation:** The Object of the connection attempt failed to respond within the allotted wait time. In the case of the B/A client, this message is preceded in dsmerror.log by message ANS5216E that gives details of the connection that failed. The condition may be temporary.

**System action:** processing stops.

**User response:**

- Restart the IBM Spectrum Protect client and retry the operation.
- Check the client options file and verify that TCPSERVERADDRESS and TCPPORT specify the correct TCP/IP address and port number for your IBM Spectrum Protect server.
- Verify that network connectivity exists between the IBM Spectrum Protect client machine and the IBM Spectrum Protect server machine.
- If the problem persists, see your IBM Spectrum Protect administrator for further assistance.

---

**ANS1032E    An attempt to establish a TCP/IP connection was rejected by the host**

**Explanation:** An attempt to establish a TCP/IP connection was rejected by the server.

**System action:** Processing stopped.

**User response:** The server was not fully initialized, is not currently running, was not enabled for TCP/IP communications, or an incorrect TCP/IP port number was specified. If the problem continues, see your system administrator.

---

**ANS1033E    An invalid TCP/IP address was specified.**

**Explanation:** The TCP/IP address specified by the IBM Spectrum Protect client's TCPSERVERADDRESS setting could not be found on the network. Common reasons for this error include:

- The TCPSERVERADDRESS client option specifies the wrong TCP/IP address for the IBM Spectrum Protect server.
- The machine that hosts the IBM Spectrum Protect server is not on the network.
- A network problem is preventing the IBM Spectrum Protect client from reaching the machine that hosts the IBM Spectrum Protect server.

**System action:** processing stops.

**User response:** Verify that the TCPSERVERADDRESS and TCPPORT settings have the correct values for your IBM Spectrum Protect server. Use your operating system's "ping" (or similar) utility to ensure that your

machine can locate the machine that hosts the IBM Spectrum Protect server across the network. Try the operating again. If the problem persists, ask your IBM Spectrum Protect administrator for further assistance.

---

**ANS1034E    The specified TCP/IP host name is unreachable**

**Explanation:** The TCP/IP host name specified in the TCPSERVERADDRESS statement cannot be reached.

**System action:** Processing stopped.

**User response:** Check your options file for the correct TCPSERVERADDRESS statement. See your administrator for the correct name of the server.

---

**ANS1035S    Options file 'file-name' could not be found, or it cannot be read.**

**Explanation:** Common reasons for this error include:

- The default options file does not exist.
- You specified the -OPTFILE option when starting the IBM Spectrum Protect client, but the options file you provided does not exist.
- The DSM\_CONFIG (or DSML\_CONFIG if you are using the IBM Spectrum Protect API) environment variable specifies an options file that does not exist.
- You specified the -OPTFILE option when starting the IBM Spectrum Protect client, but the options file that you provided is not in the standard file encoding of the system. For example, on Windows the expected file encoding is ANSI.
- You specified the -OPTFILE option when starting the IBM Spectrum Protect client, but the options file that you provided does not have appropriate read permissions for the user that is running the operation.

**System action:** IBM Spectrum Protect client processing stops.

**User response:** Make sure that the options file you want to use exists, it has the read rights set for the user that is running the operation, and it is in the standard file encoding of the system. For example, on Windows the expected file encoding is ANSI. Review the configuration information in the IBM Spectrum Protect client manual specific to your operating system. If the problem persists, ask your IBM Spectrum Protect administrator for further assistance.

---

**ANS1036S    The option 'option' or the value supplied for it is not valid. It was found in options file 'file-name' at line number: number  
The complete entry: 'entry'**

**Explanation:** The specified option or option value is not valid. For options that include a date or time specification, the format of the date or time might not

match the formats specified by the DATEFORMAT or TIMEFORMAT options.

**System action:** Processing stops.

**User response:** Correct the option name or value. For options that specify dates or times, ensure that the specified date or time matches the DATEFORMAT and TIMEFORMAT settings. If -DATEFORMAT or -TIMEFORMAT are specified on the command line, they must precede the option that specifies the date or time. For example, use -DATEFORMAT=3 -FROMDATE=yyyy-mm-dd, instead of -FROMDATE=yyyy-mm-dd -DATEFORMAT=3.

---

**ANS1037S    Invalid keyword specified**

**Explanation:** An incorrect keyword was found in the options file.

**System action:** Processing stopped.

**User response:** Correct the options file with valid entries.

---

**ANS1038S    Invalid option specified.**

**Explanation:** An incorrect option was specified to IBM Spectrum Protect.

**System action:** Processing stopped.

**User response:** Correct the options used for running IBM Spectrum Protect.

---

**ANS1039S    The include or exclude pattern cannot be parsed.**

**Explanation:** The pattern is formatted incorrectly or is too complex to be interpreted.

**System action:** Processing stopped.

**User response:** Verify that the include or exclude pattern is specified correctly. If the pattern is correct, then contact IBM technical support for further assistance.

---

**ANS1040S    Include/Exclude pattern is missing a closing bracket**

**Explanation:** The include or exclude pattern is incorrectly constructed. The closing bracket is missing.

**System action:** Processing stopped.

**User response:** Correct the syntax for the pattern.

---

**ANS1041S    Include/Exclude pattern must start with a directory delimiter**

**Explanation:** The include or exclude pattern must start with a directory delimiter.

**System action:** Processing stopped.

**User response:** Correct the syntax for the pattern.

---

**ANS1042S** A beginning or ending directory delimiter is missing from the Include/Exclude pattern.

**Explanation:**

1. The include/exclude pattern has a '...' without a beginning or ending directory delimiter.
2. For Windows, the drive separator is not immediately followed by a directory delimiter.

**System action:** Processing stopped.

**User response:** Correct the syntax for the pattern.

---

**ANS1043S** Quotes are not matched

**Explanation:** The quotes specified in the pattern are not the same and do not make a set.

**System action:** Processing stopped.

**User response:** Correct the pattern by using matching quotes in the syntax.

---

**ANS1047E** The destination file system is unavailable. The following object was skipped:  
**File space:***'filespace-name'*  
**Pathname:***'path-name'* **Filename:***'file-name'*

**Explanation:** The client is trying to restore or retrieve the specified object to a destination that is not valid, does not exist, or cannot be reached.

**System action:** The object is not restored or retrieved. Processing continues with the next object.

**User response:** Try the command again using a different destination.

---

**ANS1048E** Device '*volname*' is not local

**Explanation:** The selected path is not a local device and therefore is not a valid object for image operations.

**System action:** The requested logical volume operation is not performed.

**User response:** Choose another object.

---

**ANS1049E** '*filename*' is not a valid destination file for image restore

**Explanation:** The filename you specified is not a valid name for a file or it is a directory.

**System action:** Restore processing stopped.

**User response:** Specify a correct filename for image restore.

---



---

**ANS1050E** Volume '*volume-name*' could not be locked for the VSS Instant Restore.

**Explanation:** The volume cannot be locked because another application is accessing the file systems on the volume.

**System action:** Processing stops.

**User response:** Stop or suspend the applications that have handles open on the volume. For a file system restore, close applications that are accessing the file systems that are used for the VSS Instant Restore.

If you cannot close the applications that are accessing the file system, unmount the file system. After the unmount process is complete, mount the file system and perform the VSS Instant Restore.

For more information, see the error log file DSMERROR.LOG.

---

**ANS1051I** Invalid user id or password

**Explanation:** You entered an invalid user id or password.

**System action:** IBM Spectrum Protect cannot connect to the server without the correct credentials.

**User response:** Contact your system administrator for the correct credentials.

---

**ANS1052E** Direct connection to the Storage Agent is not allowed.

**Explanation:** You cannot connect directly to the Storage Agent.

**System action:** Processing stopped.

**User response:** To perform Lanfree operations using the Storage Agent, specify the ENABLELANFREE option in your options file, and restart the process.

---

**ANS1053I** Existing file space *file\_space\_name* has been renamed to *file\_space\_name*

**Explanation:** If the file space is for Windows system state, this message is issued when the IBM Spectrum Protect backup-archive client detects multiple system state file spaces where the names differ only in case. The existence of multiple system state file spaces can occur if, at some earlier time, your IBM Spectrum Protect administrator renamed the system state file space to the same name but with a different case or the computer's name was changed from all upper case characters to lower case or mixed case characters. If the file space name represents a drive volume label, then this file space was created by an older IBM Spectrum Protect backup-archive client.

**System action:** If the file space is for Windows system state, IBM Spectrum Protect will back up system state to the file space containing the most recent backup. The

older file space is renamed as specified in this message. Subsequent system state backups will continue to back up system state to the same (most recently used) file space.

If the file space name represents a drive volume label, it will be renamed to the corresponding UNC name and continues to back up the drive to this renamed file space.

**User response:** No further action is necessary. However, if the file space is for Windows system state, then at some future time when you have determined you no longer need the older renamed system state file space, you can ask your IBM Spectrum Protect administrator to delete the older file space from IBM Spectrum Protect storage.

---

**ANS1054E Existing filesystem *filesystem-name* cannot be renamed to new filesystem *filesystem-name*. IBM Spectrum Protect return code = *retcode*.**

**Explanation:** The client was unable to migrate a file space name from the volume label naming convention to the UNC naming convention.

**System action:** Processing stopped.

**User response:** Check the client error log and the IBM Spectrum Protect server activity log for any other messages that might help identify the problem. If the problem cannot be resolved, contact IBM technical support for additional assistance.

---

**ANS1055I Trying to rename existing filesystem *filesystem-name* to new filesystem *filesystem-name*, but drive letters do not match, old=*drive-letter*, new=*drive-letter*. Ignore the old filesystem and backup to the new filesystem.**

**Explanation:** Trying to rename the existing filesystem name using the volume label to the UNC format naming convention but the drive letters do not match. Leave the existing filesystem alone and create a new filesystem.

**System action:** Processing continues.

**User response:** None.

---

**ANS1056E Share/network path *share* cannot be resolved. Path does not exist.**

**Explanation:** For backup: Trying to backup share/network, which either does not exist or does not have the correct privilege to access the share. For restore : Trying to restore to a share/network path that cannot be resolved. The directory path does not exist.

**System action:** Processing stopped.

**User response:** Retry the command and specify a

destination, or restore the directory tree first before trying to restore the share point.

---

**ANS1057I File space *file\_space\_name* cannot be renamed to new file space *file\_space\_name*, because the new file space already exists.**

**Explanation:** The client was unable to migrate a file space name from the volume label naming convention to the UNC naming convention because the new file space already exists on the IBM Spectrum Protect server.

**System action:** The operation proceeds using the new file space. The old file space is ignored.

**User response:** No action is necessary, but if the data in the old file space is no longer needed, it can be deleted from the IBM Spectrum Protect server.

---

**ANS1058E The restore destination cannot be reached.**

**Explanation:** Either the destination file system is invalid or it cannot be reached.

**System action:** Processing stopped.

**User response:** Try the command again using a different destination.

---

**ANS1059E Two inactive objects with the same image name were selected. Process terminates**

**Explanation:** You selected more than one inactive version of the same image object (logical volume). The system has no way to decide which you want to restore.

**System action:** The requested logical volume restore is not performed.

**User response:** Retry the operation, selecting an active version or only one inactive version of the volume you wish to restore.

---

**ANS1060E The specified path is not a mounted filesystem**

**Explanation:** You entered a file system name that does not correspond to a mounted file system for this system. It is possible the file system name is misspelled, or simply that the file system is not currently mounted.

**System action:** The requested logical volume operation is not performed.

**User response:** Retry the operation, using name of a mounted file system.

---

**ANS1061E** The specified device corresponds to a mounted file system; you must specify the file system by name.

**Explanation:** You entered a logical device name that is mapped to a mounted file system. This volume must only be referenced by its file system name.

**System action:** The requested logical volume operation is not performed.

**User response:** Try the operation again, using the file system name instead of the device name.

---

**ANS1062E** Only a single image may be selected when a destination is entered.

**Explanation:** You selected more than one image object (logical volume) to be restored. You also specified a destination. The system cannot place more than one image into a single destination volume. When more than one object is selected, each must be restored to its original location.

**System action:** The requested logical volume restore is not performed.

**User response:** Retry the operation, selecting one object to be restored to the given destination, or retry the operation without entering the destination.

---

**ANS1063E** The specified path is not a valid file system or logical volume name.

**Explanation:** None.

**System action:** The logical volume operation is not performed.

**User response:** Try the operation again using a valid path.

---

**ANS1064E** An unexpected error occurred while processing the image operation.

**Explanation:** None.

**System action:** The requested operation does not run.

**User response:** Examine the client error log for any additional messages that may have been issued before or after this message. Correct any problems, if possible. If the cause of this message can not be determined or resolved, contact IBM technical support for further assistance.

---

**ANS1065E** Library version of the image utility does not match that of the IBM Spectrum Protect API

**Explanation:** The current system has a mix of installed components.

**System action:** The requested logical volume operation is not performed.

**User response:** Re-install all IBM Spectrum Protect components

---

**ANS1066E** The restore operation completed successfully, but the file system could not be remounted.

**Explanation:** None.

**System action:** The file system is left unmounted.

**User response:** Use the mount command to mount the file system. On AIX, run fsck if requested by the operating system.

---

**ANS1067E** A call to a system function returned an unexpected error.

**Explanation:** If you are performing a JFS2 snapshot based operation, it is possible that the snapshot was not large enough to contain all the changes made to the filesystem after the snapshot was created. This could cause the snapshot to become invalid thereby preventing IBM Spectrum Protect client from reading the snapshot.

**System action:** The requested operation does not run.

**User response:** Examine the client error log for additional messages related to this error. Try the operation again. If the problem persists, contact IBM technical support for further assistance.

If you are performing a JFS2 snapshot based operation, please use the default snapshotcachesize of 100% and ensure that the volume group has sufficient disk space to allocate snapshots at least as large as the file system and retry the operation.

---

**ANS1068E** The device is not local.

**Explanation:** The selected path is not a valid object for image operations. The selected path is either a remote device or a partition that resides on a multipath device.

**System action:** The requested logical volume operation is not performed.

**User response:** Choose another object.

---

**ANS1069E** An error occurred while reading data from the device

**Explanation:** An error occurred while reading data from the device. Windows Only: This could be due to bad sectors on the drive.

**System action:** The requested logical volume operation is not performed.

**User response:** Retry the operation, then check the error log for more information. Windows Only: Please run chkdsk /r and retry the operation. If the problem persists, a possible workaround is to back up the entire drive using a regular (non-image) backup. Please



ensure that all your data is backed up. Then format the drive using a full format (without the /q quick format option). Then restore the data and retry the image backup operation.

---

**ANS1070E Write error**

**Explanation:** An error occurred while writing data to the device.

**System action:** The requested logical volume operation is not performed.

**User response:** Re-try the operation, check error log for more information.

---

**ANS1071E Invalid domain name entered:**  
*'domain-name'*

**Explanation:** You entered an invalid domain name. Verify whether the domain name is a file system and the file system is mounted. A directory cannot be specified in the domain option, unless it is a virtual mount point.

**System action:** Processing continues if there are other file systems in the domain option to back up.

**User response:** Enter a valid drive or file system name (domain).

---

**ANS1072E Unable to continue operation; Drive**  
*'drive-name'* **has no volume label.**

**Explanation:** The specified *drive-name* in the domain list does not have a volume label.

**System action:** Processing stopped.

**User response:** Use the system format utility to place a unique volume label on all drives on which you intend to run IBM Spectrum Protect.

---

**ANS1073E The file space for domain '*domain-name*'**  
**could not be found on the IBM**  
**Spectrum Protect server.**

**Explanation:** The specified file space was expected to be found on the server, but it no longer exists. It is possible that a command was issued to delete the file space from the server while the current operation was in progress.

**System action:** IBM Spectrum Protect processing stops.

**User response:** Try the operation again. If the problem recurs, check the error log for any other messages that might indicate a reason for the failure. Try to correct any indicated problems, then try the operation again. If the problem persists, contact IBM technical support for further assistance.

---

**ANS1074W The operation was stopped by the user.**

**Explanation:** The operation was stopped at the request of the user. This usually occurs when the 'Q' key is pressed two times.

**System action:** Processing stopped.

**User response:** None.

---

**ANS1075E *file name(line number)*The operating**  
**system refused a IBM Spectrum Protect**  
**request for memory allocation.**

**Explanation:** IBM Spectrum Protect requires access to memory in order to store information as processing proceeds. In this case, more memory was requested than the operating system would allocate. Possible reasons include:

The system is low on memory.

The process in which the program runs has exceeded the maximum allocated memory.

Some other error condition occurred. No memory is available.

**System action:** IBM Spectrum Protect cannot complete the requested operation.

**User response:** Close all unneeded applications and try the operation again. If the operation still fails, try dividing the task into several smaller units. For example, if a file specification contains several high-level directories, run the IBM Spectrum Protect task serially for each directory. If the IBM Spectrum Protect task is an incremental backup, use the option "-memoryefficientbackup=yes".

For UNIX systems that support resource limits, you can check if the memory resource limit is too low by entering the following command: `ulimit -a`

Based on the resulting data, you can ask the UNIX system root user to increase the resource limit above the current default limit. The UNIX system root user has the authority to increase resource limits.

---

**ANS1076E The specified directory path '*pathname*'**  
**could not be found.**

**Explanation:** An invalid or unreachable directory path was specified.

**System action:** Processing stopped.

**User response:** Try the operation again using a valid directory path.

---

**ANS1078S Unknown system error *error-code***  
**occurred.**

**Explanation:** An unknown error *error-code* occurred within the client program.

**System action:** The client stops.

**User response:** Check the error log for any other messages that might indicate a reason for the failure. Try to correct any indicated problems, then try the operation again. If the problem persists, contact IBM technical support for further assistance.

---

**ANS1079E No file specification entered**

**Explanation:** You did not enter a file specification as prompted.

**System action:** The process did not continue with the requested operation.

**User response:** Enter a file specification to continue.

---

**ANS1081E Invalid search file specification 'string' entered.**

**Explanation:** You entered a file specification or search *string* that contains incorrect characters or contains wildcard characters in the drive specification or file system name.

**System action:** Processing stopped.

**User response:** Enter a correct file specification as described in the appropriate *Using the Backup-Archive Client* book for the particular operating system.

---

**ANS1082E Invalid destination file specification 'file-name' entered**

**Explanation:** You entered a destination *file-name* specification that contains incorrect characters or has wildcard characters in the specification.

**System action:** Processing stopped.

**User response:** Enter a correct file specification as described in the appropriate *Using the Backup-Archive Client* book for the particular operating system.

---

**ANS1083E No files have previously been archived for 'filespace-name'**

**Explanation:** You tried to retrieve files when no files for the specified drive or file system (*filespace-name*) were previously archived.

**System action:** Processing stopped.

**User response:** Ensure that the correct drive or file system was specified and that files are archived for you to retrieve.

---

**ANS1084E No files have previously been backed up for 'filespace-name' or the specified file space is invalid for the current operating system.**

**Explanation:** You cannot restore files. Either the file space or drive is invalid, or no backup copies exist.

**System action:** Processing stops.

**User response:** Specify a valid drive or file space. Verify that backup copies exist.

---

**ANS1086E File not found during Backup, Archive or Migrate processing**

**Explanation:** The file being processed for backup, archive or migrate no longer exists on the client. Another process deleted the file before it could be backed up, archived or migrated by IBM Spectrum Protect.

**System action:** File skipped.

**User response:** None.

---

**ANS1087E Access to the specified file or directory is denied**

**Explanation:** Access to the specified file or directory is denied. You tried to read from or write to a file and you do not have access permission for either the file or the directory.

**System action:** Processing stopped.

**User response:** Ensure that you specified the correct file or directory name, correct the permissions, or specify a new location.

---

**ANS1088E File space 'filespace-name' does not exist**

**Explanation:** The specified file space (domain) is incorrect or does not exist on the machine.

**System action:** Processing stopped.

**User response:** Retry the operation specifying an existing domain (drive letter or file system name).

---

**ANS1089E Destination directory path length exceeds system maximum**

**Explanation:** The path name specified plus the path name in the restored file name combine to create a name whose length exceeds the system maximum.

**System action:** Processing stopped.

**User response:** Specify a destination path that, when combined, is less than the system maximum.

---

**ANS1090E The LVM1 device is no longer supported by this client.**

**Explanation:** The selected path refers to a volume device managed by LVM version 1. LVM 1 is no longer supported by this version of client and therefore is not a valid object for image operations.

**System action:** The requested logical volume operation is not performed.

**User response:** Use earlier versions of the client that support LVM1 to perform the logical volume operation.

Alternatively, you can upgrade to LVM2 and migrate the volume to LVM2. LVM2 is supported by this client for logical volume operations.

---

**ANS1091E    Communications error with server during object query**

**Explanation:** An unexpected communications error occurred during an object query to the server.

**System action:** Processing stopped.

**User response:** Verify that communications are active between the client and server machines. Server outages, processor outages, and communication controller outages can cause this error.

---

**ANS1092W    No files matching search criteria were found**

**Explanation:** You entered a search pattern or file name that cannot be found in the server database.

**System action:** Processing stopped.

**User response:** Ensure that your search pattern is correct, or specify a new search string.

---

**ANS1093E    Your IBM Spectrum Protect server does not support point-in-time processing.**

**Explanation:** The client has requested a point-in-time query or restore operation, but the IBM Spectrum Protect server to which the client is connected does not support point-in-time operations.

**System action:** Processing stopped.

**User response:** Make sure that you are connected to the correct IBM Spectrum Protect server. If you are connected to the correct server, then try the command again without specifying any point-in-time options.

---

**ANS1094E    An error occurred trying to connect to the restore location on the virtual machine. Verify that the restore location exists on the virtual machine and that your account has access to it.**

**Explanation:** During restore processing, the system creates a share to access the restore location on the virtual machine. In this situation, the system was unable to create a share. This error typically occurs if the restore location does not exist or the user account does not have access to the location.

**System action:** The system was unable to create a share.

**User response:** Verify that the restore location exists on the virtual machine and that your account has access to it.

---

**ANS1096S    Either the node does not exist on the server or there is no active policy set for the node.**

**Explanation:** This error occurs when you try to access another node's data. Either the node is not registered with the IBM Spectrum Protect server, or there is no active policy set for the node.

**System action:** Processing stops.

**User response:** Verify that the node whose data you are trying to access is registered with the IBM Spectrum Protect server. If you have more than one IBM Spectrum Protect server, make sure you are connecting to the correct server, then try the operation again. If the problem persists, contact your IBM Spectrum Protect administrator for further assistance.

---

**ANS1097E    The client help text cannot be read from the help file.**

**Explanation:** The help file was opened successfully and its table of contents are available, but there is a problem reading the text from the help file.

**System action:** Processing stopped.

**User response:** If the **DSM\_DIR** environment variable is set, verify that it points to the directory containing the current level of IBM Spectrum Protect program files, then try the operation again. If the problem recurs, re-install the client software. If the problem persists, IBM technical support for further assistance.

---

**ANS1098E    Process terminated; Program memory exhausted.**

**Explanation:** The program used all available storage.

**System action:** Processing stopped.

**User response:** Free any unnecessary programs (TSRs) that are running, and retry the operation. Reducing the scope of queries and the amount of data returned can also solve the problem.

---

**ANS1099E    File 'filename' not previously archived**

**Explanation:** You tried to give access to a file, which is not stored on the server.

**System action:** Processing stopped.

**User response:** Ensure that the correct filename is specified.

---

**ANS1100E    File 'filename' not previously backed up**

**Explanation:** You tried to give access to a file, which is not stored on the server.

**System action:** Processing stopped.

**User response:** Ensure that the correct filename is specified.

---

**ANS1101E**    **User is not authorized to encrypt**  
*file-space namedirectory\_pathfile\_name.*

**Explanation:** The user is not authorized to encrypt the file. Normally, only a IBM Spectrum Protect authorized user or a root user can use IBM Spectrum Protect encryption. However, a certain combination of PASSWORDACCESS and ENCRYPTKEY options may allow encryption operations by a non-authorized user.

**System action:** The file is not backed up or restored.

**User response:** Log in as a root or IBM Spectrum Protect authorized user and try the operation again. See IBM Spectrum Protect Backup-Archive Client Installation and User's Guide for the correct usage of the ENCRYPTKEY option.

---

**ANS1102E**    **An excessive number of command line arguments are passed to the program.**

**Explanation:** This command processing routine received more operands than it can use. The rules are:

- Query can contain only one file specification.
- Restore and Retrieve can contain two file specifications.
- Archive, Incremental, and Selective can contain a maximum of 20 file specifications. To bypass the 20-operand limit, use the **-REMOVEOPERANDLIMIT** option on the failing archive, incremental, or selective command.

Note: The Client operates much more efficiently if it expands wild cards internally, rather than accepting the expanded list from the shell.

**System action:** Processing stopped.

**User response:** Reduce the number of arguments and retry the operation. For UNIX-based systems, ensure that you have surrounded the specification containing pattern matching characters with quotes. As an alternative, use the **-REMOVEOPERANDLIMIT** option on the failing **archive**, **incremental**, or **selective** command.

---

**ANS1103E**    **Invalid management class entered**

**Explanation:** You entered an invalid management class.

**System action:** Requested operation is not possible.

**User response:** Retry the operation using a valid management class.

---

**ANS1104E**    **The management class for this file does not have a valid archive copy group. This file will not be archived.**

**Explanation:** The management class for this file does not have an archive copy group specified. This file will not be archived.

**System action:** Processing stopped.

**User response:** Add a valid archive copy group to the management class, and then retry the operation.

---

**ANS1105E**    **The management class for this file does not have a valid backup copy group. This file will not be backed up.**

**Explanation:** The management class for this file does not have a backup copy group specified. This file will not be backed up.

**System action:** Processing stopped.

**User response:** Add a valid backup copy group to the management class, and then retry the operation.

---

**ANS1106E**    **ENCRYPTKEY SAVE not configured correctly. Encryption not used.**

**Explanation:** This message is issued for IBM Spectrum Protect Authorized Users and root users when ENCRYPTKEY SAVE and PASSWORDACCESS PROMPT options are set. Please note that these are the default values. These values do not allow encryption.

**System action:** The file is not encrypted.

**User response:** To save encryption keys, you must change configuration values. Add PASSWORDACCESS GENERATE to your system option file.

---

**ANS1107E**    **Invalid option/value: 'option'**

**Explanation:** You specified an incorrect IBM Spectrum Protect option or option value.

**System action:** For the command line client: Processing stops.

For the native GUI client: There is a small set of options critical to the initialization of the client. If an error is found in one of these, this message is presented and the client terminates without further processing.

**User response:** Specify a correct IBM Spectrum Protect option as defined in the appropriate *Using the Backup-Archive Client* book for the particular operating system.

---

**ANS1108E**    **Invalid option (option) for the function command.**

**Explanation:** There are two possible reasons for this message:

- The *option* option was specified for a command or subcommand (*function*) that cannot make use of that option.
- The option appears on the initial command line and is not valid there.

**System action:** Processing stopped.

**User response:** See the *Backup-Archive Client Installation and User's Guide* for correct use of the named option.

**ANS1110E The client help file *file-name* could not be opened.**

**Explanation:** This usually occurs when the help file *file-name* cannot be found.

**System action:** Processing stopped.

**User response:** If the **DSM\_DIR** environment variable is set, verify that it points to the directory containing the current level of IBM Spectrum Protect program files, then try the operation again. If the problem recurs, re-install the client software. If the problem persists, IBM technical support for further assistance.

**ANS1111E The requested operation is not possible using the management class that was entered.**

**Explanation:** The management class is not valid because the Data Version Exists value is greater than 30. For local backups on a VVOL datastore, this value must be 1 - 30.

**System action:** Processing stopped.

**User response:** Retry the operation using a valid management class.

**ANS1113E The snapshot cache location is not valid.**

**Explanation:** The snapshot cache location must point to a local volume that is formatted with NTFS. The default cache location is on the same volume where the snapshot is being performed. The operation will continue without snapshot support.

**System action:** The client does not execute the snapshot backup operation.

**User response:** Specify a different snapshot cache location using the **SNAPSHOTCACHELOCATION** option.

**ANS1114I Waiting for mount of offline media.**

**Explanation:** The server is waiting for the requested media to become available before the operation can continue.

**System action:** Waiting for requested data.

**User response:** None.

**ANS1115W File '*file-namefile-namefile-name*' excluded by Include/Exclude list**

**Explanation:** You can not back up, archive, or migrate files that are excluded.

**System action:** The file can not be processed.

**User response:** If the file is intentionally excluded, then this message can be ignored. Otherwise modify the include/exclude list, restart the client, and try the operation again. Contact your IBM Spectrum Protect administrator for further assistance.

**ANS1116E The process is running in a non-interactive mode, but requires user input.**

**Explanation:** This process requires keyboard input, but non-interactive processes are unable to read input from keyboard.

**System action:** processing stops.

**User response:** Perform the following actions to resolve this error:

- Run the product in interactive mode.
- Ensure your password is set correctly.

**ANS1117E The PICK and LATEST options are not valid together**

**Explanation:** During a restore, PICK and LATEST options cannot be used together.

**System action:** Processing stopped.

**User response:** Try again using either the PICK or the LATEST option.

**ANS1118I Invalid file space number entered. Try again.**

**Explanation:** The number that represents a file space was incorrect while you were using the **PICK** option.

**System action:** The process waits for your specification.

**User response:** Enter a correct file space number.

**ANS1119I Initiating the removal of '*file-space-name*' file space.**

**Explanation:** Indicates that file space deletion has started on the specified *file-space-name*.

**System action:** None.

**User response:** None.

---

**ANS1120E Removal of file space '*filesystem-name*' failed**

**Explanation:** An attempt was made to delete a filesystem (either NAS or normal) and it was unsuccessful.

- Your client registration may not be authorized to delete filesystems on the server. Look for message ANS1126E.
- The named filesystem does not exist on the server. Look for message ANS1122W.
- Other causes which will be made known in messages following this one

**System action:** processing stops.

**User response:** Take action as recommended by other messages that accompanies this one. If so indicated, try to remove the file space again. If the problem continues, your IBM Spectrum Protect administrator has the authority to delete the file space for you.

---

**ANS1121I A request for removal of file space '*filesystem-name*' has been successfully sent to the server.**

**Explanation:** IBM Spectrum Protect has requested deletion of the specified *filesystem-name*. The deletion process may not have actually been completed when this message is displayed. To verify successful deletion, consult the server logs.

It is possible for errors to occur on the server during the deletion process, or the file space might contain archive objects in deletion-hold status. In either case, the file space will not be deleted.

**System action:** None.

**User response:** None.

---

**ANS1122W File space '*filesystem-name*' does not exist on the server. The file space might have been deleted by another client using your client's node name or an administrator.**

**Explanation:** The specified *filesystem-name* does not exist on the server. Your system administrator deleted the file space or another client using your client's node name might have deleted it.

**System action:** None.

**User response:** None.

---

**ANS1123E The vertical screen dimension is too small to display the Help directory. Increase your window height.**

**Explanation:** Execution of the HELP command requires space for both the user prompts and at least

one line of the HELP directory.

**System action:** The help directory is not displayed, and the help command cannot complete.

**User response:** Increase the size of your display window to allow more rows of text to be displayed.

---

**ANS1125E Unmatched Quotes: '*string*'**

**Explanation:** The quotes specified in the pattern are not the same and do not make a set.

**System action:** Processing stopped.

**User response:** Correct the pattern using matching quotes in the syntax.

---

**ANS1126E The file space cannot be deleted because this node does not have permission to delete archived or backed up data.**

**Explanation:** You cannot delete the file space data unless your IBM Spectrum Protect administrator has authorized your node to do so. Authorization permits you to delete backup data, archive data, or both.

**System action:** Delete processing fails.

**User response:** Use the DSMC QUERY SESSION command to verify your authorization. Ask your IBM Spectrum Protect administrator to provide the necessary authorization or to delete the file space for you.

---

**ANS1127E Your node does not have permission to delete archived files.**

**Explanation:** You cannot delete archived files unless your IBM Spectrum Protect administrator has authorized your node to do so.

**System action:** IBM Spectrum Protect does not delete the archived files.

**User response:** Use the DSMC QUERY SESSION command to verify your authorization. Ask your IBM Spectrum Protect administrator to provide the necessary authorization.

---

**ANS1128S The management class assigned to directories does not exist.**

**Explanation:** The management class named on the DIRMC option does not exist in your assigned policy set on the server. The error log contains an entry showing the invalid management class name.

**System action:** processing stops.

**User response:** Remove the current DIRMC option from the client options file, then run DSMC QUERY MGMTCLASS -DETAIL to view information about available management classes. Make sure the management class you select has a backup copy group.

If you have more than one IBM Spectrum Protect server, make sure you are connecting to the correct server. If you are unable to find a suitable management class, contact your IBM Spectrum Protect administrator for further assistance.

---

**ANS1129S**    **There is no backup copy group in the management class used for directories.**

**Explanation:** The DIRMC option names a management class that contains no backup copy group.

**System action:** processing stops.

**User response:** Remove the current DIRMC option from the client options file, then run DSMC QUERY MGMTCLASS -DETAIL to view information about available management classes. Make sure the management class you select has a backup copy group. If you have more than one IBM Spectrum Protect server, make sure you are connecting to the correct server. If you are unable to find a suitable management class, contact your IBM Spectrum Protect administrator for further assistance.

---

**ANS1130E**    **The drive has no label. The operation cannot continue.**

**Explanation:** Backup or archive of removable media requires that the media have a volume label. An attempt was made to back up or archive data on a removable volume that has no label.

**System action:** The requested operation does not run.

**User response:** Create a volume label on the removable media, then try the operation again.

---

**ANS1131E**    **A duplicate volume label exists. The operation cannot continue.**

**Explanation:** For removable media, IBM Spectrum Protect uses the volume label as the file space name. To prevent data from different volumes being stored in the same file space on the IBM Spectrum Protect server, backup or archive of removable media volumes having duplicate volume labels is not allowed.

**System action:** The requested operation does not run.

**User response:** Change the volume labels on the removable media volumes so that there are no duplicate labels. Then restart IBM Spectrum Protect and try the operation again.

---

**ANS1132E**    **'Access rule' Access Rule already defined for node 'node'.  
Old rule must be deleted before new one can be defined.**

**Explanation:** You are trying to define authorization for the specified node, which already has authorization defined.

**System action:** IBM Spectrum Protect did not redefine authorization for the specified node.

**User response:** Update the authorization, or delete the old rule and define a new one, or use the current authorization.

---

**ANS1133W**    **An expression might contain a wildcard not enclosed in quotes.**

**Explanation:** The command cannot be processed because a UNIX shell expands a wildcard expression, such as an asterisk (\*) or a question mark (?), that has no quotes.

If the expression contains no wildcard characters and you wish to place more than the stated limit of operands on the Archive, Selective, or Incremental command, add the -REMOVEOPERANDLIMIT option to the command, and try it again.

**System action:** Command dependent.

**User response:** Enclose the wildcard expression in quotes, or add the -REMOVEOPERANDLIMIT option and enter the command again.

---

**ANS1134E**    **Drive *drive-name* is an invalid drive specification**

**Explanation:** The specified drive name is not valid; the drive probably has not been defined.

**System action:** Process skips the invalid drive and continues to the next drive.

**User response:** Check the invalid drive.

---

**ANS1135E**    **Drive *drive-name1* is a virtual drive of *drive-name2*. It cannot be backed up or archived.**

**Explanation:** One drive is a substitute (SUBST) of the other drive. The SUBST drive cannot be backed up or archived.

**System action:** The SUBST drive is skipped. Processing continues with the next drive.

**User response:** Do not specify any file specifications for a drive that is a substitute of another drive. Remove any explicit substitute drives from the DOMAIN statement or use the -<drive:> notation to remove a substitute drive if ALL-LOCAL is specified.

---

**ANS1136E**    **Not file owner**

**Explanation:** The file cannot be backed up because the client is not the file owner.

**System action:** The file is skipped.

**User response:** None.

---

**ANS1137W Invalid Index 'number' skipped.**

**Explanation:** An incorrect *number* was entered for the Index.

**System action:** Processing stopped.

**User response:** Correct the Index entry and retry the operation.

---

**ANS1138E The 'command-name' command must be followed by a subcommand**

**Explanation:** You entered an incomplete *command-name*.

**System action:** Processing stopped.

**User response:** Enter the correct syntax of the command and continue.

---

**ANS1139W 'object-nameobject-nameobject-name' was restored as 'temp-name'. A reboot is required to complete the restore.**

**Explanation:** The file being restored was in use by another application, so it could not be immediately replaced. The file will be replaced during the next reboot of the operating system. It is important to note that until the reboot occurs, the system or its applications might be unstable. The degree of instability depends on the criticality of the file to the operating system or applications.

**System action:** The file was restored with a temporary name, and instructed the operating system to replace the original file with the restored file during the next boot of the operating system.

**User response:** Reboot the machine as soon as possible after the restore operation ends.

---

**ANS1140E Invalid format for Set Access command.**

**Explanation:** The SET ACCESS command must have at least three operands, the first of which must be either BACKUP or ARCHIVE. A validly formed file specification must follow.

**System action:** Processing stopped, the command is not executed.

**User response:** Use the HELP SET ACCESS command for complete details of usage, then enter the SET ACCESS command using the correct syntax.

---

**ANS1141W Unknown command - *command-name***

**Explanation:** You entered an incorrect *command-name*.

**System action:** None.

**User response:** Enter the correct command.

---

**ANS1143E The DIRONLY and FILEONLY options are not valid together**

**Explanation:** The DIRONLY and FILEONLY options cannot be used together.

**System action:** Processing stopped.

**User response:** Try again using either the DIRONLY or the FILEONLY option.

---

**ANS1144W Password authentication not active on server**

**Explanation:** None.

**System action:** Processing stopped.

**User response:** Because password authentication is turned off on the server, you do not need to update the password.

---

**ANS1145E The maximum macro nesting level has been exceeded. Macros may be nested up to 10 levels.**

**Explanation:** IBM Spectrum Protect allows macros to invoke other macros, for example, macro 'A' invokes macro 'B' which, in turn, invokes macro 'C'. This is nesting to 3 levels. The limit is 10 levels (the initial macro plus nine levels of calls within macros currently executing). There is no limit to the number of different macro calls that may be made within a macro as long as the calls are not nested.

**System action:** The macro is ignored and an error is returned.

**User response:** Reduce the level of macro nesting.

---

**ANS1146E Macro file '*file spec*' cannot be opened.**

**Explanation:** A macro command has been entered that specifies the macro file name shown. However, that file cannot be opened for reading.

**System action:** The macro is ignored and an error is returned.

**User response:** Enter the command with the proper macro name.

---

**ANS1147E File is temporarily unavailable.**

**Explanation:** File is temporarily unavailable.

**System action:** File skipped.

**User response:** Check and see if file is locked by other process. If not, retry the command.



---

**ANS1148I** '*Command-name*' command successfully completed

---

**Explanation:** The specified *command-name* was successfully completed.

**System action:** Command completed.

**User response:** Continue with normal operations.

---

**ANS1149E** No domain is available for incremental backup. The domain may be empty or all file systems in the domain are excluded.

---

**Explanation:** An incremental backup was started, but no domain was selected. Possible reasons for this message include:

- An attempt was made to back up a file system that is excluded with the EXCLUDE.FS option.
- The DOMAIN is empty. That is, a DOMAIN statement excludes one or more file systems, but no DOMAIN statements include any file systems.
- DOMAIN ALL-LOCAL is in effect but the system has no local file systems.

**System action:** processing stops.

**User response:** Verify that the DOMAIN statements are properly configured and try the backup again. DOMAIN statements can be in client option files (dsm.opt, dsm.sys), client option sets, schedule definitions, and scripted IBM Spectrum Protect commands. Corrective actions include:

- Make sure the DOMAIN option settings specify the file systems you want to back up.
- If a file system that should be backed up is excluded by an EXCLUDE.FS statement, remove the EXCLUDE.FS statement.
- If a file system that should not be backed up is listed in a DOMAIN statement, remove the file system from the DOMAIN statement.
- Make sure the DOMAIN is not empty. That is, if any DOMAIN statements exclude file systems from backup, make sure the DOMAIN statements include the file systems that should be backed up.

---

**ANS1150E** Unable to restore current user profile because you are running as a local system account.

---

**Explanation:** The local system account does not have a profile. Therefore you cannot restore its profile.

**System action:** Processing stops.

**User response:** Log on to the user whose profile you want to restore.

---

**ANS1151E** '*drive-name1*' is not a cluster disk.

---

**Explanation:** The indicated file system is not a cluster disk. Because the **CLUSTERNODE** option is set to YES, the file system cannot be backed up or archived.

**System action:** Processing stops.

**User response:** If the **CLUSTERNODE** option is incorrectly set to YES, then change the option to NO and try the operation again. Otherwise see the client manual for further information about configuring the client to run in a cluster environment.

---

**ANS1153E** '*drive-name1*' is a cluster disk.

---

**Explanation:** The indicated file system is a cluster disk. Because the **CLUSTERNODE** option is set to NO, the file system cannot be backed up or archived.

**System action:** Processing stops.

**User response:** If the **CLUSTERNODE** option is incorrectly set to NO, then change the option to YES and try the operation again. Otherwise see the client manual for further information about configuring the client to run in a cluster environment.

---

**ANS1154E** Object name '*filepath-namefile-name*' contains an invalid multibyte sequence for the current locale.

---

**Explanation:** An illegal multibyte sequence for the current locale was found in the object name. Either the path or file name has been corrupted or is coded in a language other than that of the current locale.

**System action:** Object skipped.

**User response:** If the file name and path are not corrupted, process the file in the locale for which it is valid.

---

**ANS1155E** No domain is available for image backup.

---

**Explanation:** An image backup was started, but no domain was specified.

**System action:** Processing stopped.

**User response:** Choose a domain and restart the image backup. Set the image domain using the domain.image option in your dsm.opt file, either manually, or by using the GUI preferences editor.

---

**ANS1156E** NODENAME cannot be the local machine name when CLUSTERNODE is set to YES

---

**Explanation:** When IBM Spectrum Protect is running as a cluster node, the node name cannot be the local machine name.

**System action:** Processing stops.

**User response:** Change the node name either to the cluster name or to any other name, and restart IBM Spectrum Protect.

---

**ANS1157E The registry cannot be backed up or restored when the client is running as a cluster node.**

**Explanation:** When the **CLUSTERNODE** option is set to YES, the registry cannot be backed up or restored.

**System action:** The registry is not backed up or restored.

**User response:** If the **CLUSTERNODE** option is incorrectly set to YES, then change the option to NO and try the operation again. Otherwise see the client manual for further information about configuring the client to run in a cluster environment.

---

**ANS1158E The event logs cannot be backed up or restored when the client is running as a cluster node.**

**Explanation:** When the **CLUSTERNODE** option is set to YES, the event logs cannot be backed up or restored.

**System action:** The event logs are not backed up or restored.

**User response:** If the **CLUSTERNODE** option is incorrectly set to YES, then change the option to NO and try the operation again. Otherwise see the client manual for further information about configuring the client to run in a cluster environment.

---

**ANS1159E The specified file is being used by another process**

**Explanation:** The specified file is being used by another process. You tried to read from or write to a file that is currently being used by another process.

**System action:** Processing stopped.

**User response:** Ensure that you specified the correct file or directory name, correct the permissions, or specify a new location.

---

**ANS1162E Filesystem could not be mounted**

**Explanation:** The system call to mount the file system failed.

**System action:** The file system remains unmounted.

**User response:** Use the mount command to mount the file system. On AIX, run fsck if requested by the operating system.

---

**ANS1163E Filesystem could not be unmounted.**

**Explanation:** The system call to unmount the file system failed.

**System action:** The logical volume operation is not performed.

**User response:** Make sure the device or file system is not being accessed, then retry the operation.

---

**ANS1164E Filesystem is not mounted**

**Explanation:** The named file system is not currently mounted. It must be mounted for IBM Spectrum Protect to perform an image backup.

**System action:** The logical volume operation is not performed.

**User response:** Mount the file system.

---

**ANS1165E Destination is smaller than source**

**Explanation:** The space allocation for the selected destination is smaller than the source.

**System action:** The restore operation is not performed.

**User response:** Choose a different, bigger destination or increase the size of the destination file space.

---

**ANS1166E Source and destination are not the same file system type.**

**Explanation:** The source and destination file system types do not match.

**System action:** The requested logical volume operation is not performed.

**User response:** Choose a destination that has the same file system type as the source.

---

**ANS1168E ERROR: could not create image object.**

**Explanation:** Creation of the image object failed for one of the following reasons:

- The image command was executed by a non-root user
- The image plugin library was not found.

**System action:** The requested logical volume function is not performed.

**User response:** Retry the operation after correcting the cause for failure.

---

**ANS1169W There is no table of contents for *image-name*.**

**Explanation:** The image item for which a table of contents was requested is either a RAW logical volume or it was backed up without the -TOC option.

**System action:** No table of contents is displayed.

**User response:** Select another image object for TOC display.

**ANS1170I Invalid selection number entered.  
Try again.**

**Explanation:** A number not shown in the list of images was selected. It is either less than one or greater than the highest item number displayed.

**System action:** Client prompts for you to enter a valid selection.

**User response:** Enter a number from the list or 'Q' to quit.

**ANS1177E Must specify a path for this operation.**

**Explanation:** A path must be specified for this operation to execute successfully.

**System action:** Processing stops.

**User response:** Specify a valid path and execute the command again.

**ANS1181E There was a communication failure with the journal service.**

**Explanation:** An error occurred using named pipe communication with the journal service.

**System action:** Processing stops.

**User response:** Restart the journal service, then try the operation again. If the problem persists, contact IBM technical support for further assistance.

**ANS1183E An unknown error occurred while processing system object 'sys-obj-name': MS API function 'func-name' failed with error error (error)**

**Explanation:** An unknown error occurred while processing a system object. The error information captured indicates the reason for the failure. This information can be used to diagnose the problem.

**System action:** IBM Spectrum Protect ended the current operation.

**User response:** Contact your system administrator for more information.

**ANS1184W The command subcommand command is not supported on this client.**

**Explanation:** The *command subcommand* command is not supported for the client running on this operating system on this computer.

**System action:** The command is not processed.

**User response:** None.

**ANS1185E The help search argument you supplied "string" is either too long or contains unmatched quotes.**

**Explanation:** Valid arguments are the names of things like section numbers, command names, option names and message numbers. All of these search arguments are short and none requires quoting.

**System action:** The help request is not executed and you are given another chance to enter a valid argument, display the table of contents, or exit help.

**User response:** Respond to the subsequent prompt as directed.

**ANS1186I The named file does not have the content to support the help section. Requests for message help will all result in topic not found. Enter a section number, option name, command name, or a command and subcommand. Otherwise press enter or 't' to display the table of contents or 'q' to exit help:**

**Explanation:** Reinstall the product to correct the help file.

**System action:** The help command pauses and allows you to make another selection.

**User response:** During installation a proper help file was created. Your system administrator can assist you with retrieving the original help file to replace the named invalid file.

**ANS1187E The named helpfile "filename" has invalid content.**

**Explanation:** Reinstall the product to correct the help file.

**System action:** The help command is terminated.

**User response:** During installation a proper help file was created. Your system administrator can assist you with retrieving the original help file to replace the named invalid file.

**ANS1188E The selected filesystem is managed by HSM, and therefore is not a valid object for image operations**

**Explanation:** Due to the nature of HSM, image backup is not allowed on managed filesystems.

**System action:** The requested logical volume operation is not performed.

**User response:** None.

---

**ANS1189E The DIRONLY and V2ARCHIVE options are not valid together**

**Explanation:** The DIRONLY and V2ARCHIVE options cannot be used together.

**System action:** Processing stopped.

**User response:** Try again using either the DIRONLY or the V2ARCHIVE option.

---

**ANS1190E Symbolic link 'linkname' to 'target' was successfully deleted.**

**Explanation:** Log 'linkname' cannot be a symbolic link.

**System action:** The symbolic link 'linkname' is deleted, the log is recreated, and processing stops.

**User response:** Check the location of the new file. To specify the location of log files, refer to the user's manual for the 'errorlogname' option, the 'schedlogname' option, and the 'DSM\_LOG' environmental variable.

---

**ANS1191E Unable to delete symbolic link 'link'.**

**Explanation:** Log 'linkname' cannot be a symbolic link.

**System action:** Processing stops.

**User response:** Delete the symbolic link 'linkname'.

---

**ANS1192E Specifying the error log 'link' as a symbolic link is not allowed.**

**Explanation:** Error log 'linkname' cannot be a symbolic link.

**System action:** The symbolic link 'linkname' is deleted, the error log is recreated, and processing stops.

**User response:** Check the location of the new error log. To specify the location of the error logs, refer to the user's manual for the 'errorlogname' option and 'DSM\_LOG' environmental variable.

---

**ANS1193E Specifying the trace file 'link' as a symbolic link is not allowed.**

**Explanation:** For reasons of security and system integrity, the trace file 'linkname' cannot be a symbolic link.

**System action:** The symbolic link 'linkname' is deleted, the trace file is recreated, and processing stops.

**User response:** Use the TRACEFILE option to specify the actual trace file location without the use of symbolic links.

---

**ANS1199E The PRESNAPSHOTCMD command failed. The image snapshot backup will not be executed.**

**Explanation:** The command specified by the PRESNAPSHOTCMD option must complete successfully in order to execute the image snapshot backup. If the command completed with a return code of 0 (zero), it is considered to have completed successfully. If the command completed with any other return code, it is considered to have failed. If the command failed then the image snapshot backup is not executed.

**System action:** The client does not execute the image snapshot backup operation.

**User response:** Identify and repair the problem that caused the command to fail. If a non-zero return code is normal for this command, then consider wrapping the command in a script that always exits with a return code of zero.

---

**ANS1200W The POSTSNAPSHOTCMD command completed with a non-zero return code.**

**Explanation:** If the command specified by the POSTSNAPSHOTCMD option completed with a non-zero return code, then the image snapshot backup operation will continue, but with a warning-level result. Note that the result of the POSTSNAPSHOTCMD command will not supersede a higher result from the image snapshot backup command. For example, if the image snapshot backup command completed with a return code of 12, the image snapshot backup will be considered to have completed with a return code of 12, regardless of the outcome of the POSTSNAPSHOTCMD command.

**System action:** The image snapshot backup continues, but with a warning return code of at least 8.

**User response:** Identify and repair the problem that caused the command to fail. If a non-zero return code is normal for this command, then consider wrapping the command in a script that always exits with a return code of zero.

---

**ANS1201E IBM Spectrum Protect cannot build a directory path because a file exists with the same name as the directory.**

**Explanation:** None

**System action:** Processing stopped.

**User response:** Remove or rename the file that has the same name as the directory. Alternatively, you can restore the directory to a different location.

---

---

**ANS1202E TOC backup for the image failed. Check log files.**

**Explanation:** An error occurred during backup of the table of contents. Check the error log for more information.

**System action:** The requested logical volume operation is not performed.

**User response:** Check error log.

---

**ANS1203E Table of Contents not available for selected backup set. Please contact server administrator.**

**Explanation:** There is no TOC for selected backup set

**System action:** Expansion of selected backup set will not be possible. Will only be able to restore the whole backup set.

**User response:** Please contact server administrator to regenerate TOC for backup set before backup set can be expanded.

---

**ANS1204E This client is not supported by the IBM Spectrum Protect express server**

**Explanation:** This client is not supported by the IBM Spectrum Protect express server. This can occur if:

1. the client is configured as an IBM Spectrum Protect express client using the CLIENTVIEW option
2. the client is trying to connect to an IBM Spectrum Protect express server.

**System action:** Processing stops.

**User response:** Log in using a supported IBM Spectrum Protect express client.

---

**ANS1205E This is not a supported IBM Spectrum Protect express platform**

**Explanation:** This is not a supported IBM Spectrum Protect express platform.

**System action:** Processing stops.

**User response:** Log in using a supported IBM Spectrum Protect express client.

---

**ANS1206E TOC backup of a raw device is not supported. But the raw device is backed up.**

**Explanation:** TOC backup of a raw device is not supported. But the raw device is backed up.

**System action:** Raw device is backed up with no TOC object.

**User response:** NONE.

---



---

**ANS1207E No TOC has been previously backed up for this file system.**

**Explanation:** The user is trying to query the TOC of a file system. TOC backup for that file system has not been previously done.

**System action:** Query stopped.

**User response:** Backup the file system again with -TOC option.

---

**ANS1209E The *option\_name* option is not supported with the *command\_name* command using the -FILELIST option.**

**Explanation:** The specified option is not supported with the specified command when the -FILELIST option is also specified.

**System action:** The command is not processed.

**User response:** >Do not specify the offending option when the -FILELIST option is specified with this command.

---

**ANS1212I Invalid Process number entered. Try again.**

**Explanation:** A number not shown in the list of processes was selected. It is either less than one or greater than the highest item number displayed.

**System action:** Client prompts for a valid selection.

**User response:** Enter a number from the list or 'Q' to quit.

---

**ANS1213W Snapshot image backup is not possible for device *device-name*. starting static image backup.**

**Explanation:** On Linux platforms, snapshot image backup is only possible for logical volumes created by the Linux logical volume manager (LVM). Since the default image backup type is snapshot, backing up a partition which is not created using LVM automatically leads to a static image backup.

**System action:** Snapshot image backup will failover to static image backup

**User response:** To avoid this message, use the imagetype option to specify static or dynamic image backup.

---

**ANS1214E The logical volume group does not have enough free space to contain the volume snapshot.**

**Explanation:** The snapshot is created in the volume group that contains the logical volume being backed up. There is insufficient free space in the volume group to contain the snapshot.

---

**System action:** The operation ends.

**User response:** Decrease the SNAPSHOTCACHESIZE value or make additional space available in the logical volume group. Then try the operation again.

**ANS1215E** On volumes that are RAW or formatted FAT32 the snapshot cache location cannot be located on the same volume that is being backed up.

**Explanation:** When the snapshot cache location is located on the same volume that is being backed up the volume must be formatted with NTFS. The default cache location is on the same volume where the snapshot is being performed.

**System action:** The client does not execute the image snapshot backup operation.

**User response:** Specify a different snapshot cache location using the SNAPSHOTCACHELOCATION option.

**ANS1216E** Not authorized to run IBM Spectrum Protect. See the administrator for your system.

**Explanation:** The system options file for the server that you are attempting to connect to contains a user entry, a group entry, or both a user and group entry. Your user ID, or group ID, was not found in any of the entries. You are currently not authorized to run IBM Spectrum Protect to this server.

**System action:** IBM Spectrum Protect initialization fails and the program ends.

**User response:** See the IBM Spectrum Protect administrator for your system, and ask to be added to the user or group list for this server.

**ANS1217E** Server name not found in System Options File

**Explanation:** The system options file does not contain the SERVERNAME option.

**System action:** IBM Spectrum Protect initialization fails and the program ends.

**User response:** See the IBM Spectrum Protect administrator for your system, and make sure that the system options file contains the server name.

**ANS1218E** TCPSERVERADDRESS not defined for this server in the System Options File

**Explanation:** The TCPSERVERADDRESS for this server is not defined in the server name stanza in the system options file.

**System action:** IBM Spectrum Protect initialization fails and the program ends.

**User response:** See the IBM Spectrum Protect administrator for your system, and make sure that the server to which you are trying to connect, has a valid TCPSERVERADDRESS defined in the system options file.

**ANS1219E** A virtual node name must not equal either a node name or the system host name.

**Explanation:** A VIRTUALNODENAME option was entered with a name the same as either a NODENAME option or the system host name.

**System action:** Initialization fails and the program ends.

**User response:** If the virtual node name entered was the same as the host name, remove the virtual node name option. If it was the same as the node name option, you can remove either one, depending upon the intended usage. Node name is used to assign an alternate name to your system. Virtual node name is used to access another system's server data.

**ANS1220E** The IBM Spectrum Protect server is out of resources.

**Explanation:** A lack of a storage resource or a maximum value condition does not allow any new activity.

**System action:** Current operation has been cancelled.

**User response:** Try the operation again at a later time. If the problem continues, contact your IBM Spectrum Protect administrator to isolate what resource is unavailable. The IBM Spectrum Protect administrator can check the IBM Spectrum Protect server activity log for messages that might explain the problem.

**ANS1221E** Transaction aborted

**Explanation:** The current transaction between the server and the client stopped. A server, client, or communication failure cannot be recovered.

**System action:** Current operation has been cancelled.

**User response:** Retry the operation. If the problem continues, see your system administrator to isolate the problem.

**ANS1222E** Disk space limit for this process reached

**Explanation:** The disk space allocated for the client owner is full.

**System action:** Processing stopped.

**User response:** Free up disk space and retry the restore or retrieve operation.

---

**ANS1223E File is not compressed; System failure.**

**Explanation:** A file that was flagged as compressed was not compressed, and the system failed.

**System action:** Processing stopped.

**User response:** See your system administrator to report this problem. This error is a system failure.

---

**ANS1224E File compressed on a different client machine that has more memory**

**Explanation:** You are trying to restore a file that was backed up and compressed on another client workstation that had more memory than your client workstation. You cannot restore this file. When the file is restored, it is expanded and your workstation does not have enough memory.

**System action:** Current operation has been cancelled.

**User response:** Obtain a machine with more memory and retry the operation.

---

**ANS1225E Insufficient memory for file compression/expansion**

**Explanation:** Not enough memory is available to do data compression or expansion. For a restore or retrieve, the file cannot be recalled from the server until more storage is made available. For a backup or archive, try running without compression if storage cannot be made available.

**System action:** Processing stopped.

**User response:** Free up extra storage for the operation to continue, or run the backup or archive process without compression enabled.

---

**ANS1226E Destination file or directory is write locked**

**Explanation:** The file or directory being restored or retrieved from the server cannot be written to because the destination is write locked. Another operation might have the file open and will not allow it to be updated.

**System action:** File skipped.

**User response:** Either determine which operation has the file write locked, or restore the file to another name or location.

---

**ANS1227E Processing stopped; Disk full condition**

**Explanation:** No more files can be restored or retrieved because the destination disk is full.

**System action:** Processing stopped.

**User response:** Free up disk space, or restore or retrieve the file to another disk.

---

---

**ANS1228E Sending of object '*object-name**object-nameobject-name*' failed.**

**Explanation:** The specified file (*object-name*) cannot be sent to the server. This message is accompanied by at least one other message that has more specific information about why the file could not be processed.

**System action:** File skipped.

**User response:** Check previous messages pertaining to this file that indicate the reason for the failure. Where applicable, correct the conditions that prevented the file from being sent to the server. The specific corrective actions will depend on the reason for the failure.

---

**ANS1229E MODE=INCREMENTAL is not valid on *file-space*. Image backup not processed.**

**Explanation:** Because the file space has been the subject of at least one progressive incremental backup, the MODE=INCREMENTAL option (incremental by image date) cannot be used with the backup image command.

**System action:** File system skipped.

**User response:** If an image backup of the named file space is desired, retry the command without the MODE=INCREMENTAL option. To prevent this behavior in the future, delete the file space from the server and do only BACKUP IMAGE -mode=selective and BACKUP IMAGE -mode=incremental from that point on.

---

**ANS1230E Stale NFS File Handle**

**Explanation:** An NFS file system becomes stale.

**System action:** File system skipped.

**User response:** Check the NFS mounted filesystem.

---

**ANS1231E No file handles available**

**Explanation:** All file handles for your system are currently in use. No more are available.

**System action:** Processing stopped.

**User response:** Either free some file handles by ending other processes, or modify your system setup to allow for more files to be open at the same time.

---

**ANS1232E The file exists and cannot be overwritten.**

**Explanation:** The file being restored or retrieved exists and cannot be overwritten due to lack of authority or access permissions.

**System action:** The file is skipped.

**User response:** Verify that you have sufficient access permissions to overwrite the file, then try the operation

---

again. If the problem persists, contact your system administrator or IBM Spectrum Protect administrator for further assistance.

---

**ANS1233E An invalid file handle was passed; system error.**

**Explanation:** An internal system error occurred: A file operation failed because of an invalid file handle.

**System action:** processing stops.

**User response:** Try the operation again. If the failure persists, obtain a service trace that captures the problem and contact IBM technical support for additional assistance. Your IBM Spectrum Protect administrator can help you configure the trace.

---

**ANS1234E Protocol violation**

**Explanation:** A communications protocol error occurred. The communication subsystem is not properly defined or is itself in error.

**System action:** Processing Ends.

**User response:** Verify that the communication processes are operating properly, and then retry the operation.

---

**ANS1235E An unknown system error has occurred from which IBM Spectrum Protect cannot recover.**

**Explanation:** An unknown error occurred. This might be a low-level system or communication error from which IBM Spectrum Protect cannot recover.

**System action:** Processing stops.

**User response:** Try the operation again. If the problem persists, review the IBM Spectrum Protect error log for any related messages. Obtain a service trace that captures the problem and contact IBM technical support for additional assistance. Your IBM Spectrum Protect administrator can help you configure the trace.

---

**ANS1236E An unexpected error occurred.**

**Explanation:** This is usually caused by a low-level system error or communication error from which IBM Spectrum Protect cannot recover.

**System action:** Processing stopped.

**User response:** Examine the client error log for any additional messages that might be related to this problem. Try the operation again. If the problem persists, contact IBM Spectrum Protect technical support for further assistance.

---

**ANS1237E A problem has occurred on the IBM Spectrum Protect server.**

**Explanation:** The client error log and the IBM Spectrum Protect server activity log might contain additional information about this error.

**System action:** Processing stops.

**User response:** Try the operation again. If the problem persists, examine the client error log and IBM Spectrum Protect server activity log for additional information about this error. If the problem cannot be resolved, then obtain a **SERVICE** trace that captures the problem and contact IBM technical support for additional assistance. Your IBM Spectrum Protect administrator can help you configure the trace.

---

**ANS1238S A policy management problem has occurred on the IBM Spectrum Protect server.**

**Explanation:** The client error log and IBM Spectrum Protect server activity log may contain additional information about this error.

**System action:** Processing is stops.

**User response:** Try the operation again. If the problem persists, examine the client error log and IBM Spectrum Protect server activity log for additional information about this error. If the problem cannot be resolved, then obtain a **SERVICE** trace that captures the problem and contact IBM technical support for additional assistance. Your IBM Spectrum Protect administrator can help you configure the trace.

---

**ANS1241E File is in use; Write permission denied.**

**Explanation:** The current file cannot be opened to write to because it is currently being run by another operation.

**System action:** File skipped.

**User response:** Stop the operation that is running the file and retry the operation, or restore or retrieve the file to a different name or directory.

---

**ANS1242E Too many symbolic links were detected while resolving name**

**Explanation:** While trying to resolve the file name, too many symbolic links were found.

**System action:** File skipped.

**User response:** Ensure that you do not have a looping symbolic link for the file.

---



---

**ANS1243E The file name is too long and can not be processed by IBM Spectrum Protect**

**Explanation:** The size limit for file names may vary by operating system. The most common limit is 256 characters. The file name being processed exceeds the limit supported by IBM Spectrum Protect on this system.

**System action:** The file is skipped.

**User response:** Enter HELP FILE SPEC or see the client manual for the operating system on which you are receiving this error. The "File specification syntax" section of the manual explains file name lengths supported by IBM Spectrum Protect.

---

**ANS1244E File system is locked by system**

**Explanation:** File system cannot be accessed because it is locked by the system.

**System action:** The operation cannot be completed.

**User response:** See your system administrator.

---

**ANS1245E The file has an unknown format.**

**Explanation:** The process tried to restore or retrieve a file, but it had an unknown format.

**System action:** The file is skipped.

**User response:** The file was either backed up by another application, or the data is invalid. If the file belongs to this system, try the operation again. If the problem persists, contact IBM technical support for further assistance.

---

**ANS1246E A command-line argument exceeded the maximum length (*maximum length*) for a single token.**

**Explanation:** Command-line arguments may not exceed *maximum length* characters.

**System action:** The command is not processed.

**User response:** Correct the command and retry the operation.

---

**ANS1247I Waiting for files from the server...**

**Explanation:** Restore request has been sent to the server. The wait time depends on how many files you are restoring.

**System action:** IBM Spectrum Protect waits for files to restore from the server.

**User response:** None.

---

**ANS1248E An active restore for the same source file specification exists.  
Unable to continue with this request.**

**Explanation:** Currently, there is an active restore for the same source file specification. Another restore of the same source file specification cannot be started.

**System action:** The requested restore fails.

**User response:** Start another restore with a different source file specification.

---

**ANS1249W Server cannot restart the last restore request.  
Do you want to restore without restart or abort the request?**

**Explanation:** The restart restore token has expired. The server cannot restart the restore from where it last ended.

**System action:** Processing stopped; waiting for user intervention.

**User response:** Retry the request without restart or abort the request.

---

**ANS1251E File system/drive not ready**

**Explanation:** The file system/drive was not ready for access.

**System action:** Processing stopped.

**User response:** Ensure that the drive is available , and then retry the operation.

---

**ANS1252W The server that you are connected to does not support this function.**

**Explanation:** You attempted to run a backup-archive client operation when connected to the virtual server. Backup-archive client operations are not supported when connected to the virtual server.

**System action:** The operation fails.

**User response:** Connect to a valid server before attempting this function.

---

**ANS1253E File input/output error**

**Explanation:** An error was found while reading from or writing to the file.

**System action:** File or file system is skipped.

**User response:** Check your system to ensure that it is operating properly. For OS/2, run CHKDSK /F for the failing drive which can be found in dsmerror.log.

---

**ANS1254E File write error**

**Explanation:** An error was found while writing to the file.

**System action:** File skipped.

**User response:** Check your system to ensure that it is operating properly.

---

**ANS1255E File exceeds system/user file limits**

**Explanation:** A file being restored or retrieved exceeds system set limits for this user.

**System action:** File skipped.

**User response:** Ensure that the system limits are set properly.

---

**ANS1256E Cannot make file/directory**

**Explanation:** The directory path for files being restored or retrieved cannot be created.

**System action:** File skipped.

**User response:** Ensure that you have the proper authorization to create the directory for file being restored or retrieved. Make sure that you have write access.

---

**ANS1257E An error occurred while preparing the system object for restore.**

**Explanation:** This message is typically issued when the client is unable to delete the ADSM.SYS staging directory in preparation for restoring the system object.

**System action:** The system object is not restored.

**User response:** Check the error log for any other messages that might indicate a reason for the failure, correct any indicated problems, then try the operation again. If the problem occurs again, manually delete the ADSM.SYS directory, then try the operation again. If the problem cannot be resolved, contact IBM technical support for further assistance.

---

**ANS1258E The image snapshot operation failed.**

**Explanation:** The process was not able to take a snapshot of the specified volume.

**System action:** Processing stopped.

**User response:** Check the error log for any other messages that might indicate a reason for the failure. Try to correct any indicated problems, then try the operation again. If the problem persists, contact IBM technical support for further assistance.

---

**ANS1259E The image snapshot operation failed.**  
**Diagnostic text:** *diag\_text*.

**Explanation:** An error was encountered during image backup snapshot processing. The diagnostic text can vary, depending on the error.

**System action:** The operation ends.

**User response:** Examine the client error log for additional messages that might indicate the reason for the problem. Take any corrective action suggested by the messages, then try the operation again. If the problem persists, contact IBM technical support for further assistance.

---

**ANS1260E File is being recalled or has been recalled.**

**Explanation:** The file is being recalled by another process or has been recalled.

**System action:** File skipped.

**User response:** None

---

**ANS1261W The archive description you specified is the empty string.**  
**The process will use the default description (Archive Date: current date).**

**Explanation:** The description option on the archive command may not specify a null string.

**System action:** Processing continues, and the description option is ignored.

**User response:** None. Specify at least one character in the description

---

**ANS1262E The password is not updated. Either an invalid current password was supplied or the new password does not fulfill the server password requirements.**

**Explanation:** The password is not updated because of one of the following reasons:

- You entered an incorrect current password or
- You entered a new password that does not fulfill the password length requirements. The length requirements are set on the server.

**System action:** The password is not updated on the server.

**User response:** Enter another password.

---

**ANS1263E The active policy set does not contain any backup copy groups. The backup operation can not continue.**

**Explanation:** In order to back up files, the policy set must contain at last one backup copy group.

**System action:** IBM Spectrum Protect did not backup the file.

**User response:** The IBM Spectrum Protect administrator needs to update or define at least one management class in your policy set that contains a backup copy group, or else assign you to a different policy domain that contains at least one backup copy group. Contact your IBM Spectrum Protect administrator for further assistance.

---

**ANS1264E The active policy set does not contain any archive copy group. The archive operation cannot continue.**

**Explanation:** In order to archive files, the policy set must contain at least one archive copy group.

**System action:** IBM Spectrum Protect did not archive the file.

**User response:** The IBM Spectrum Protect administrator needs to update or define at least one management class in your policy set that contains an archive copy group, or else assign you to a different policy domain that contains at least one archive copy group. Contact your IBM Spectrum Protect administrator for further assistance.

---

**ANS1265E Encountered bad mount or filesystem, processing stopped.**

**Explanation:** The getmnt system call returned an error indication. Error was encountered trying to determine what the mounted file systems are.

**System action:** Processing stopped. Cannot recover.

**User response:** There is a bad file system or mount point on your system. Look at file systems and mounts, and correct any errors. If unsuccessful, see your system administrator for more information.

---

**ANS1266E Encountered bad mount or filesystem, processing stopped.**

**Explanation:** An error was encountered trying to determine what the mounted file systems are.

**System action:** Processing stopped. Cannot recover.

**User response:** Please, see your system administrator for more information.

---

**ANS1267E The management class for file *file-name* does not allow migration. This file will not be migrated.**

**Explanation:** The management class for this file does not allow migration

**System action:** File is skipped.

**User response:** Either have the IBM Spectrum Protect administrator change the Space Management Technique

within the management class to a value other than NONE or change the include/exclude list to specify a management class with the appropriate Space Management Technique value.

---

**ANS1268E This file has been migrated.**

**Explanation:** The error can result from migrating a file with hard links. After a file with hard links is migrated, attempts to migrate the alias files yield an error.

**System action:** The file is skipped.

**User response:** If this error is not a result of a hard linked file migration, then this error might be due to the previous cancelled migration or recall operation. In this case, restart the dsrmrecalld daemon and try the operation again.

---

**ANS1269I File is implicitly excluded.**

**Explanation:** You tried to back up or migrate a file that is implicitly excluded.

**System action:** IBM Spectrum Protect will not back up or migrate an implicitly excluded file.

**User response:** None.

---

**ANS1270E Running this command requires a valid NetApp Snapshot Differential c-mode license file.**

**Explanation:** A NetApp Snapshot Differential c-mode license file either does not exist or is not valid.

**System action:** Processing stops.

**User response:** Contact IBM support.

---

**ANS1271E The compressed file is corrupted and cannot be expanded correctly.**

**Explanation:** The compressed file cannot be expanded correctly due to one of the following reasons:

There is a problem on the tape.

There is a communications problem.

The compressed file was corrupted on the IBM Spectrum Protect Server.

**System action:** File skipped.

**User response:** 1) The compressed file is corrupted because there is a problem on the tape. To know if this is the problem, please issue the following command on the IBM Spectrum Protect Server: audit volume <volume\_name> fix=no If there is any problem reported, you could move the data from that volume to a new one (see command MOVE DATA) and try again the restore. 2) There are communications problems between the IBM Spectrum Protect Server and the IBM Spectrum Protect Client and the results is that the file is corrupted during the transmission. If you use a gigabit Ethernet adapter on the Server please upgrade the card

driver (AIX platform) or add provided by SUN suggested changes to some system network options which have resolved this problem (SUN platform). 3) Please verify with your network support if during the restore there are no any problems between the IBM Spectrum Protect Client/Server that is originating the file corruption.

---

**ANS1272W** Adaptive subfile backup has been configured on the client but the server doesn't allow this type of backup. Adaptive subfile backup will not be used for this operation.

**Explanation:** Adaptive subfile backup forced off by the server.

**System action:** Processing continues.

**User response:** Set up the server to allow clients to back up subfiles.

---

**ANS1273I** Microsoft Windows hotfix '*hotfix-number*' is not installed.

**Explanation:** This message is issued On Windows 7, Windows Server 2008 R2, Windows Vista, and Windows Server 2008. This hotfix is known to release new API enhancements for Windows to help correctly and securely load external libraries. Visit the Microsoft support page <http://support.microsoft.com> for more information about the hotfix.

**System action:** Processing continues.

**User response:** On Windows 7, Windows Server 2008 R2, Windows Vista, and Windows Server 2008 you must apply the package KB2533623 prior to performing the Snapshot differential backup. If backup-archive client operations that use OpenSSL do not complete successfully due to OpenSSL related errors, install the hotfix, then try the operation again.

---

**ANS1274E** Error Loading WINSOCKET.DLL

**Explanation:** Error loading the Windows socket support file into memory. This error only applies when using TCP/IP communications.

**System action:** Connection to server fails.

**User response:** Because this error is caused by insufficient memory, shut down running applications and retry. If the problem persists, see your system administrator.

---

**ANS1275E** Error Loading Function(s) from WINSOCKET.DLL

**Explanation:** Error loading one or more functions from the Windows socket support file.

**System action:** Connection to server fails.

**User response:** Since this might possibly be caused by insufficient memory, shut down running applications and retry. If the problem persists, see your system administrator.

---

**ANS1276E** Virtual Machine backup corruption detected. The filesystem on the IBM Spectrum Protect server must be deleted.

**Explanation:** Due to APAR IT22660, the backup on the IBM Spectrum Protect server is corrupt.

**System action:** The backup of the virtual machine is skipped.

**User response:** Request the IBM Spectrum Protect administrator delete or rename the virtual machine on the IBM Spectrum Protect server.

---

**ANS1278W** Virtual mount point '*filesystem-name*' is a file system. It will be backed up as a file system.

**Explanation:** A virtual mount point that is a file system is invalid and should be deleted.

**System action:** The virtual mount point is ignored.

**User response:** Delete the virtual mount point.

---

**ANS1279W** Virtual mount point '*filesystem-name*' cannot be used in a file system handled by automounter and is ignored.

**Explanation:** Virtual mount points cannot be used in a file system handled by automounter. If virtual mount points reside in a file system that is processed from an automounter, the backed up files underneath the virtual mount points will be expired when the file system is unmounted.

**System action:** The virtual mount point is ignored.

**User response:** Delete the virtual mount point.

---

**ANS1286E** -nasnodename option required for this operation.

**Explanation:** User issued a NAS related command and NASNodename option is missing.

**System action:** Operation aborted.

**User response:** Use -nasnodename option with the command or place nasnodename option in the option file.

---

**ANS1287E** Volume could not be locked.

**Explanation:** The system call to lock the volume failed.

**System action:** Processing stopped.

**User response:** Please verify that no other application is accessing the volume. If this volume is being accessed by applications that can not be shutdown during backup then perform an online image backup (snapshot) instead. During restore of an image IBM Spectrum Protect must have exclusive use of the volume.

---

**ANS1288E The (-TYPE) option is required with the SET EVENT command.**

**Explanation:** There is no default value for the -TYPE option. It must be explicitly entered with the command.

**System action:** The current command ends.

**User response:** Enter the SET EVENT command again with the TYPE option and a value of HOLD, RELEASE, or ACTIVATERETENTION.

---

**ANS1289W Bad areas on 'volume' between sectors hi:lo and hi:lo**

**Explanation:** Some bad sectors within the specified range were detected on the volume during image operation.

**System action:** Processing continues.

**User response:** Make sure the volume data is not corrupt by using system tools like chkdsk (Windows) or fsck (UNIX).

---

**ANS1300E File 'file\_name' cannot be reconstructed because a necessary component was not restored.**

**Explanation:** The subfile backup technique was used to back up this file. During the restore, a portion of the file was not be obtained from the server.

**System action:** The file indicated in the message is not restored. Restore for all other files continues.

**User response:** Try to restore the file again by selecting the file for restore from the user interface. You can also check the client error log and the server activity log for any messages related to the file indicated in the message.

---

**ANS1301E This operation cannot continue due to an error on the IBM Spectrum Protect server. See your IBM Spectrum Protect server administrator for assistance.**

**Explanation:** The IBM Spectrum Protect server encountered an error condition that prevents the IBM Spectrum Protect client operation from continuing. Your IBM Spectrum Protect server administrator can review the IBM Spectrum Protect server activity log for more details about the error.

**System action:** Processing stopped.

**User response:** Contact your IBM Spectrum Protect server administrator for assistance. The administrator can review the IBM Spectrum Protect server activity log for further information about the conditions that lead to this error.

---

**ANS1302E No objects on server match query**

**Explanation:** No objects on the server match the query operation being performed. If this object is part of a backupset generated on a node, and the node name is changed on the server, any backup set objects that were generated prior to the name change will not match the new node name.

**System action:** Processing stopped.

**User response:** Ensure the names are properly entered. If the object is part of a backupset generated prior to a node name change, ensure that the node name is the same as the node for which the backup set was generated.

---

**ANS1303E Client ended transaction**

**Explanation:** The client system ended the operation with the server and ended the current transaction.

**System action:** Processing stopped.

**User response:** Restart the session.

---

**ANS1304W An active backup version could not be found.**

**Explanation:** An attempt was made to expire an object, but the IBM Spectrum Protect server was unable to find an active backup version of the object. This message is preceded by message ANS1228E which specifies the object name.

For instance, this message could be issued if two separate client processes are backing up the same file system at the same time. If one of the processes expires a file, then the IBM Spectrum Protect server will make that file inactive. If the second process subsequently attempts to expire that same file, the IBM Spectrum Protect server will not find an active version of the file, so the second process will issue this message for that file.

**System action:** The object is not expired. Processing continues with the next object.

**User response:**

- Review the console output, schedule log, or error log and locate the ANS1228E message that immediately precedes this message. ANS1228E will identify the object that could not be expired.
- Examine the conditions under which the problem occurred and assess whether those conditions explain the occurrence of this message. For example, this

message could appear if multiple instances of the client were attempting to back up the file system concurrently.

- If the reason this message occurred can not be determined and the message occurs when the operation is tried again, then contact IBM support for further assistance. Also try searching for this message number on <http://www.ibm.com> for possible solutions.

---

**ANS1305E    The IBM Spectrum Protect server has no data for the object.**

**Explanation:** IBM Spectrum Protect tried to do a restore or retrieve on an object that has no data associated with it. If a corrective action is possible, it is with the IBM Spectrum Protect server.

**System action:** IBM Spectrum Protect ends the current operation.

**User response:** Ask the IBM Spectrum Protect administrator to check the IBM Spectrum Protect activity log for any messages related to this error that might help identify the problem.

---

**ANS1306E    You entered an incorrect password.**

**Explanation:** You entered an incorrect current password or you entered a new password that does not fulfill the password length requirements set on the server.

**System action:** Processing stops.

**User response:** Retry the session with the correct password. If this fails or you have forgotten your password, ask the IBM Spectrum Protect administrator to assign a new password.

---

**ANS1307E    Node in use**

**Explanation:** The node you are running on is in use by another operation on the server. This might be from another client or from some activity on the server.

**System action:** Processing stopped.

**User response:** Retry the operation, or see your system administrator to see what other operations are running for your node.

---

**ANS1308E    Expiration date must be greater than today's date**

**Explanation:** Archive expiration date is too low, the date must be greater than today's date.

**System action:** IBM Spectrum Protect canceled the current operation.

**User response:** Retry archiving the file with an expiration date that is higher than today's date.

---

**ANS1309I    The requested data is offline.**

**Explanation:** For the restore or retrieve operation, one or more of the requested files must be recalled from offline storage media (generally tape). The wait time depends on your site's offline storage management policies.

**System action:** IBM Spectrum Protect waits for offline storage media to become available and then continues.

**User response:** None.

---

**ANS1310E    Object too large for server limits**

**Explanation:** The object is too large. The configuration of the server does not have any data storage space that accepts the object.

**System action:** File skipped.

**User response:** See your system administrator to determine the maximum file (object) size for which your site's server is configured.

---

**ANS1311E    Server out of data storage space**

**Explanation:** The server does not have any space available to store the object.

**System action:** Processing Ends.

**User response:** You can take any of the following actions:

- Request the system administrator to add space to the storage pool.
- For IBM Spectrum Protect client, set COMPRESSALWAYS=NO and COMPRESSION=YES in the options file (DSM.OPT), then the file will be resent uncompressed if it grows during compression.
- For API Applications, consult the application's documentation for recommendations regarding compression.
- Turn off disk caching in the disk storage pool, and issue MOVE DATA commands to each disk pool volume to clear out the cached bitfiles.

---

**ANS1312E    Server media mount not possible**

**Explanation:** Server media mount not possible. The server timed out waiting for a mount of an offline volume.

**System action:** File skipped.

**User response:** Retry later when server volumes can be mounted. Ensure that the MAXNUMMP (maximum number of mount points) defined on the server for this node is greater than 0.

---

**ANS1313E    Size estimate exceeded**

**Explanation:** The total amount of data for a backup or archive operation exceeds the estimated size originally sent to the server for allocating data storage space. This happens when many files are growing by large amounts while the backup or archive operation is in session.

**System action:** Processing stopped.

**User response:** Retry the operation. If the problem continues, check what other processes are running on the client machine that are generating large amounts of data. Disable those operations while the backup or archive operation is taking place.

---

**ANS1314E    File data currently unavailable on server**

**Explanation:** The file data is currently unavailable on the server. A retrieve or restore operation was attempted. Possible causes are:

- Data was corrupted at the server
- Server found a read error
- File is temporarily involved in a reclaim operation at the server
- Server requested a tape volume that was marked unavailable.

**System action:** Processing stopped.

**User response:** Retry the operation. If the problem continues, see your system administrator to determine the problem from the server console or the activity log. Check whether any requests were made for a tape volume that was unavailable. A tape volume may be marked unavailable if prior read errors were encountered or the volume is checked out of the tape library.

---

**ANS1315W    Unexpected retry request. The IBM Spectrum Protect server found an error while writing the data.**

**Explanation:** None.

**System action:** If the current operation supports another attempt, the client tries the operation again. Otherwise, processing stops.

**User response:** None.

---

**ANS1316E    The server does not have enough recovery log space to continue the current operation**

**Explanation:** The server ran out of recovery log space.

**System action:** Processing ends.

**User response:** This error is a temporary problem. Retry later or see your system administrator.

---

**ANS1317E    The server does not have enough database space to continue the current operation**

**Explanation:** The server ran out of database space.

**System action:** Processing ends.

**User response:** See your system administrator.

---

**ANS1318E    The server does not have enough memory to continue the current operation.**

**Explanation:** The server ran out of memory.

**System action:** Processing ends.

**User response:** This is a temporary problem. Retry later or see your system administrator.

---

**ANS1319E    An error occurred on the IBM Spectrum Protect server while trying to rename file space *file\_space\_name***

**Explanation:** None.

**System action:** Because the file space cannot be renamed, the operation stops.

**User response:** Check the client error log and the IBM Spectrum Protect server activity log for any other messages that might help identify the problem. If the problem cannot be resolved, contact IBM technical support for additional assistance.

---

**ANS1320E    The specified file space does not exist on the server. The file space might have been deleted by another client or an administrator.**

**Explanation:** The specified file space does not exist on the server. Your system administrator deleted the file space or another client using your client's node name deleted it.

**System action:** Current operation has been cancelled.

**User response:** Check the file space name to see if it is correct, and retry the operation.

---

**ANS1321S    Open Registration failed because the specified node name is defined in the server**

**Explanation:** Open registration failed because a node is defined in the server with the same name.

**System action:** Current operation has been cancelled.

**User response:** Retry with another node name.

---

**ANS1322S Open Registration failed because no default domain exists**

**Explanation:** Open registration failed because a default policy domain does not exist for you to place your node.

**System action:** Current operation has been cancelled.

**User response:** See your system administrator.

---

**ANS1323S Open Registration failed because an invalid node name was specified**

**Explanation:** Open registration failed because the specified node name contains invalid characters.

**System action:** Current operation has been cancelled.

**User response:** Retry with another node name that does not have any invalid characters.

---

**ANS1326S The IBM Spectrum Protect server does not currently have space in the storage pool for this file. This may be a temporary condition.**

**Explanation:** This message is typically issued when the storage pool in which the data is being placed does not have sufficient space to store the data, but the space will be available soon. For example, a storage pool migration might free up sufficient space to store the data.

**System action:** Current operation has been cancelled.

**User response:** Try the operation at a later time. If this fails, contact the IBM Spectrum Protect administrator and request more storage pool space.

---

**ANS1327W The snapshot operation for 'volname' failed with error code: *retcode*.**

**Explanation:** A snapshot could not be taken of the specified volume.

**System action:** Snapshot processing stopped.

**User response:** Check the client error log for any other messages that might help identify the problem. If the problem cannot be resolved, contact IBM technical support for additional assistance.

---

**ANS1328W An error occurred generating delta file for 'file-name'. The return code is *retcode*.**

**Explanation:** An error occurred that prevented the creation of the delta file. Possible reasons for this error include:

- The base file cannot be opened for reading
- The file being backed up cannot be opened for reading
- The delta file cannot be opened for writing

- The file being backed up has grown to a size larger than 2 GB
- A memory file mapping of the file cannot be created

**System action:** A full backup of the file is made, and a new version of the reference file is stored in the subfile cache.

**User response:** If the message indicates return code 4504, check the delta subfile cache directory for any residual delta files. The delta subfile cache directory is specified by the client option SUBFILECACHEPATH. Search the directory for files named \"XXXXXXXX\" where \"XXXXXXXX\" is an eight-digit number. If there are no backup operations in progress, there should not be any files in the SUBFILECACHEPATH with this name. If there are no backup operations in progress and these files exist, they can safely be removed.

If you continue to receive this message but there are no residual delta files in the subfile cache directory and the file has not grown to a size larger than 2 GB, then contact IBM technical support for further assistance.

---

**ANS1329S Server out of data storage space**

**Explanation:** The server does not have space available to store the object.

**System action:** Processing Ends.

**User response:** Report to your system administrator that a storage pool on the server is full.

---

**ANS1330S This node currently has a pending restartable restore session. The requested operation cannot complete until this session either completes or is canceled.**

**Explanation:** This operation can not be completed because a restartable restore session is pending. The operation is not allowed because the restartable session and the current operation affect the same file space.

**System action:** Processing Ends.

**User response:** Issue a query restore to see the conflict. Issue the cancel restore command to delete any unneeded restartable restore sessions.

---

**ANS1331E Only a IBM Spectrum Protect authorized user can perform this Action.**

**Explanation:** User must be a IBM Spectrum Protect authorized user to perform this action. User is not password authorized and this action requires authorization.

**System action:** Processing stopped.

**User response:** User must be root user, or user must be the owner of the executable and the set effective user id bit is set to 'on' ('s' bit).



---

**ANS1332E** Run the '... for Administrators' version of the application.

**Explanation:** The user must be root or a system administrator and use the provided authorization tools to start IBM Spectrum Protect

**System action:** IBM Spectrum Protect terminates.

**User response:** The user must login as the root user or be a system administrator and use one of the following authorization tools to start IBM Spectrum Protect:

- "IBM Spectrum Protect Backup for Administrators"
- "IBM Spectrum Protect Scheduler for Administrators"
- "IBM Spectrum Protect Scheduler Daemon for Administrators"

---

**ANS1333E** The remote node is not properly configured on the IBM Spectrum Protect server.

**Explanation:** The remote node is not properly configured on the IBM Spectrum Protect server.

**System action:** Processing stopped.

**User response:** Ensure that the remote node is properly configured and connected to the IBM Spectrum Protect server by using TLS. This validates the remote node configuration and ensures that the information that is related to the remote node is sent to the server.

---

**ANS1334W** Volume mount point '*filepath namepath-namedir-name*' was not restored because the target directory is not empty.

**Explanation:** Volume mount points can only be restored if the target directory does not already exist, or if the target directory exists but is empty. If the target directory exists and is not empty, or already is a junction point, then the volume mount point cannot be restored. On Windows Vista, it is normal to see these warnings during system drive restore as there are many junction points that point to the '%systemroot%\Users' folder.

**System action:** The volume mount point is not restored. Processing continues with the next object.

**User response:** Correct the conflict with the non-empty directory, then try the operation again. This is especially important when this message is issued for a volume mount point that resides in the SYSVOL, since an incomplete SYSVOL restore can result in system stability problems. See the reference information for the RESTORE command in the client manual for additional information about restoring volume mount points.

---

**ANS1335E** The RSM database files could not be restored.

**Explanation:** None.

**System action:** The RSM database is not restored. Otherwise, processing continues.

**User response:** Check the client error log for any other messages that might help identify the problem. Reboot the system, then try the RSM restore operation again. If the problem cannot be resolved, contact IBM technical support for further assistance.

---

**ANS1336I** RSM service must be restarted for changes to become effective.

**Explanation:** RSM database files have been restored from the server and imported. The RSM service must be restarted for the updates to become effective.

**System action:** Processing continues.

**User response:** None.

---

**ANS1337I** Restarting the RSM service...

**Explanation:** RSM database files have been restored from the server and imported. The process is about to stop then restart the RSM service.

**System action:** Processing continues.

**User response:** None.

---

**ANS1338I** Restart of the RSM service is completed.

**Explanation:** RSM database files have been restored from the server and imported. The process has restarted the RSM service on the user's behalf.

**System action:** Processing continues.

**User response:** None.

---

**ANS1339E** Restart of the RSM service failed. Restart the RSM service manually.

**Explanation:** RSM database files have been restored from the IBM Spectrum Protect server and imported. The process has tried to restart the RSM service on the user's behalf but has run into a problem.

**System action:** Processing stopped.

**User response:** Restart the RSM service manually.

---

**ANS1340E** An error occurred while backing up the RSM database.

**Explanation:** An error occurred while backing up the RSM database files. The database will not be backed up.

**System action:** Processing stopped.

**User response:** Check the client error log for any other messages that might help identify the problem. Try the operation again. If the problem persists, contact IBM technical support for further assistance.

---

**ANS1341E**    **An invalid character appears in the operand: *operand*.**

**Explanation:** The *operand* contains a character that is not valid in the current locale and code page. It cannot be translated to its internal wide-character format.

**System action:** Processing stops.

**User response:** Change the locale of the workstation to match the language in which the operand is recorded, and try the command again.

---

**ANS1342E**    **Client cache is locked; unable to continue with operation.**

**Explanation:** The client cache is currently locked by another process.

**System action:** Processing stopped.

**User response:** Report the program error to your service representative.

---

**ANS1343E**    **The option '*specified-option*' can only be entered when '*other-option*' has been entered.**

**Explanation:** The command failed because the specified option (*specified-option*) option was entered, but the other option (*other-option*) was not.

**System action:** The command is terminated.

**User response:** Run the command without the specified option. Alternatively, run the command with the other option added.

---

**ANS1344E**    **Job is running in the background. Cannot prompt for the Key.**

**Explanation:** When jobs are run in the background, the client cannot prompt for the key.

**System action:** Processing stopped.

**User response:** Run the Job in the foreground.

---

**ANS1345E**    **No objects on the server match '*object-nameobject-nameobject-name*'**

**Explanation:** The specified file does not have a match on the server.

**System action:** The file is skipped.

**User response:** Back up the file and try the operation again. If the problem continues, see your system administrator to isolate the problem through use of the server console.

---

**ANS1346E**    **The image snapshot operation failed. The SNAPSHOTCACHELocation does not contain enough space for this snapshot image backup.**

**Explanation:** IBM Spectrum Protect was not able to take a snapshot of the specified volume. The SNAPSHOTCACHELocation points to a location which does not contain the space necessary to manage the snapshot. This could be due to an unexpected amount of disk activity which is generating more changes than can be contained in the available space at this particular point in time, or the SNAPSHOTCACHELocation needs to be changed because the specified location is not large enough to handle the usual amount of changes to the volume. Another reason for this failure can be that the specified SNAPSHOTCACHESize is not set to a large enough value to handle the usual amount of changes to the volume during snapshot image backup.

**System action:** Processing stopped.

**User response:** If the problem persists please increase the SNAPSHOTCACHESize and/or change the value of the SNAPSHOTCACHELocation.

---

**ANS1347E**    **The image snapshot operation failed. The percent of space to use, specified via the SNAPSHOTCACHESize, has been exceeded.**

**Explanation:** IBM Spectrum Protect was not able to take a snapshot of the specified volume. The percent of space allotted via the SNAPSHOTCACHESize option was not enough to perform this snapshot image backup. This could be due to an unexpected amount of disk activity which is generating more changes than can be contained in the allotted space at this particular point in time. Another reason for this failure can be that the specified SNAPSHOTCACHESize is not set to a large enough value to handle the usual amount of changes to the volume during snapshot image backup.

**System action:** Processing stopped.

**User response:** If the problem persists please increase the SNAPSHOTCACHESize or, for Windows, change the value of the SNAPSHOTCACHELocation.

---

**ANS1348E**    **Unable to satisfy the SNAPSHOTFSIDLEWait and SNAPSHOTFSIDLERetrieves options due to volume write activity.**

**Explanation:** IBM Spectrum Protect was not able to take a snapshot of the specified volume. The Logical Volume Snapshot Agent was not able to satisfy the SNAPSHOTFSIDLEWait and SNAPSHOTFSIDLERetrieves options before starting the snapshot of the specified volume.

**System action:** Processing stopped.

**User response:** If the problem persists please modify the SNAPSHOTFSIDLEWait and SNAPSHOTFSIDLERetries options to better fit the normal disk write activity of the volume being backed up.

---

**ANS1349E** An error occurred during Logical Volume Snapshot Agent snapshot processing.

**Explanation:** An unrecoverable error occurred during snapshot processing. This can be caused by a variety of errors, so the error and system event logs should be checked for additional messages.

**System action:** Processing stopped.

**User response:** Check the client error log and the system event log for any other messages that might help identify the problem. Try the operation again. If the problem persists, contact IBM technical support for further assistance.

---

**ANS1350E** The logical volume snapshot agent (LVSA) is currently busy performing a snapshot on this same volume.

**Explanation:** Another IBM Spectrum Protect process is already performing a snapshot of this volume.

**System action:** The operation is stopped.

**User response:** Please wait until the other IBM Spectrum Protect process finishes with the volume and then retry the operation.

---

**ANS1351E** Session rejected: All server sessions are currently in use

**Explanation:** IBM Spectrum Protect has all available sessions in use and cannot accept a new one at this time.

**System action:** Current operation has been cancelled.

**User response:** Retry the operation. If the problem continues, see your system administrator to increase the number of concurrently active sessions to the server.

---

**ANS1352E** The session is rejected. Your password has expired.

**Explanation:** The password for IBM Spectrum Protect user ID has expired. It can be either IBM Spectrum Protect node name password or administrative user ID password or both.

**System action:** Current operation has been cancelled. You are not allowed to connect to the server until the password is updated.

**User response:** Update your password. It may require updating the node name password or the correspondent administrative ID password or both. You may use the

**SET PASSWORD** command, or have the IBM Spectrum Protect administrator update your node or your administrative ID.

---

**ANS1353E** Session rejected: User ID is incorrect, does not have admin authority, or is not known by the server

**Explanation:** The user ID, which is either IBM Spectrum Protect node name or administrative user ID, is not known by the server. Possible reasons for this include:

Your node name is not registered with the IBM Spectrum Protect server

The node name is correct but does not have a corresponding administrative ID with the same name and client owner authority

you are attempting to access a file that was migrated to a different node.

**System action:** Current operation has been cancelled.

**User response:** Do the following checks:

Check that your IBM Spectrum Protect user ID is entered correctly.

Check the administrative ID associated with your IBM Spectrum Protect node and verify that the IBM Spectrum Protect node name has a matching administrative ID with client owner authority for the node. If it does not, your IBM Spectrum Protect administrator needs to create it.

Check that the server is using closed registration and that your node name is registered with the server.

If attempting to access a migrated file, your node name must be the same node that migrated the file.

---

**ANS1354E** Session rejected: Duplicate ID entered

**Explanation:** Another process using this node name is active with the server.

**System action:** IBM Spectrum Protect cannot connect to the server. Current operation has been cancelled.

**User response:** If you are running a UNIX-based system, ensure that another process is not active with IBM Spectrum Protect under the same name. Also, ensure that your node name is unique to the server so that it cannot be used by another person. See your system administrator to identify the owner of that node name.

---

**ANS1355E** Session rejected: Server disabled.

**Explanation:** The server is in a disabled state and cannot be accessed for normal activity.

**System action:** Current operation has been cancelled.

**User response:** On the IBM Spectrum Protect server, run the **ENABLE SESSIONS** administrative command. Try

the operation again after the server returns to an enabled state. If the problem continues, see your system administrator.

---

**ANS1356E    The server is not configured to allow open registration**

**Explanation:** No authorization. Registration is required by your system administrator. The server is not configured to allow open registration.

**System action:** Session not started.

**User response:** You must obtain a IBM Spectrum Protect and password from your system administrator.

---

**ANS1357S    Session rejected: Downlevel client code version**

**Explanation:** The server version and your client version do not match. The client code is downlevel.

**System action:** Current operation has been cancelled.

**User response:** See your system administrator to see what version of IBM Spectrum Protect to run for your location.

---

**ANS1358S    Session rejected: Downlevel server code version**

**Explanation:** The server version and your client version do not match. The server code is downlevel.

**System action:** Current operation has been cancelled.

**User response:** See your system administrator to see what version of IBM Spectrum Protect to run for your location.

---

**ANS1359E    Session Rejected: The specified node name is currently in use**

**Explanation:** The node name you specified is in use on the server.

**System action:** Session was not started.

**User response:** The server is probably performing a task that prevents your node from establishing a session. Retry later or check with your system administrator.

---

**ANS1360I    Compressed Data Grew**

**Explanation:** The size of the file after compression is greater than the size of the file before compressed.

**System action:** Even though the size of the file increased, the file is compressed.

**User response:** None.

---

**ANS1361E    Session Rejected: The specified node name is currently locked.**

**Explanation:** The node name you specified is currently locked on the server.

**System action:** Session was not started.

**User response:** Check with your system administrator to find out why your node name is locked.

---

**ANS1362S    SLM LICENSE EXCEEDED: The client licenses for IBM Spectrum Protect are exceeded.  
See your system administrator.**

**Explanation:** Adding a new enrollment will exceed the product license count for IBM Spectrum Protect.

**System action:** Execution of the client enrollment or connection request ends.

**User response:** See your system administrator.

---

**ANS1363E    Session Rejected: The server does not have enough memory to allow a connection to be established.**

**Explanation:** The server does not have enough memory to allow your client to establish a connection with the server.

**System action:** Session was not started.

**User response:** Retry later or see your system administrator.

---

**ANS1364E    Session Rejected: The server does not have enough recovery log space to allow a connection to be established.**

**Explanation:** The server ran out of recovery log space.

**System action:** Session was not started.

**User response:** This error is a temporary problem. Retry later or see your system administrator.

---

**ANS1365E    Session Rejected: The server does not have enough database space to allow a connection to be established.**

**Explanation:** The server ran out of database space.

**System action:** Session was not started.

**User response:** See your system administrator.

---

---

**ANS1366E**    **The session is rejected. The IBM Spectrum Protect server has an internal error.**

**Explanation:** The client cannot establish a connection to the IBM Spectrum Protect server because of an internal server error.

**System action:** The session was not started.

**User response:** Notify your IBM Spectrum Protect administrator of this error.

---

**ANS1367E**    **The client is unable to sign on to the IBM Spectrum Protect server because the server does not allow sign-on of Unicode clients.**

**Explanation:** The client is not allowed to connect to the IBM Spectrum Protect server.

**System action:** The session does not start.

**User response:** Contact your IBM Spectrum Protect administrator for assistance in configuring a working IBM Spectrum Protect client for your environment.

---

**ANS1368S**    **Session Rejected: The server is not licensed for this platform type. See your system administrator.**

**Explanation:** The server is not licensed for the requesting client type.

**System action:** Execution of the client enrollment or connection request ends.

**User response:** See your system administrator.

---

**ANS1369E**    **Session Rejected: The session was canceled by the server administrator.**

**Explanation:** The server administrator canceled the current client session.

**System action:** Execution of the client connection request ends.

**User response:** See your system administrator.

---

**ANS1370E**    **The user ID entered does not have the correct level of authority to access the client machine.**

**Explanation:** The user ID entered cannot access this IBM Spectrum Protect client.

**System action:** Operation ends.

**User response:** Grant authority to this user ID on the IBM Spectrum Protect server so that it can access this IBM Spectrum Protect client.

---



---

**ANS1371E**    **File " cannot be reconstructed from subfile components.**

**Explanation:** An error occurred while reconstructing this file from its subfile components.

**System action:** The file indicated in the message is not restored. Restore for all other files continues.

**User response:** Try to restore the file again by selecting the file for restore from the user interface. You can also check the client error log and the server activity log for any messages related to the file indicated in the message.

---

**ANS1372E**    **An inconsistency was detected between the client node and the node that is registered to the IBM Spectrum Protect server.**

**Explanation:** The user has probably coded the node option incorrectly. For instance, the node that is registered to the IBM Spectrum Protect server might be a type of NAS, but the node is actually a non-NAS client.

**System action:** Operation ends.

**User response:** Ensure that the node name is correct in the client options file. Make sure to use a node of type NAS only with the nasnodename option.

---

**ANS1373W**    **The PRESNAPSHOTCMD command for volume *filespace* completed with a non-zero return code.**

**Explanation:** The command specified by the PRESNAPSHOTCMD option must complete successfully in order to perform the snapshot backup/archive operation. If the command completed with a return code of 0 (zero), it has completed successfully. If the command completed with any other return code, it has failed. If the command failed, then the backup is still performed, but without the benefit of the snapshot technology.

**System action:** The client executes the backup/archive operation, but without using a snapshot.

**User response:** Identify and fix the problem that caused the command to fail. If a non-zero return code is normal for this command, then consider wrapping the command in a script that always exits with a return code of zero.

---

**ANS1374W**    **The POSTSNAPSHOTCMD command for volume *filespace* completed with a non-zero return code.**

**Explanation:** The command specified by the POSTSNAPSHOTCMD option completed with a non-zero return code. The snapshot-based backup operation yields a return code of at least 8.

---

**System action:** The snapshot-based backup operation continues.

**User response:** Identify and resolve the problem that caused the post-snapshot command to fail. If a non-zero return code is normal for this command, then consider wrapping the post-snapshot command in a script that always exits with a return code of zero.

---

**ANS1375W** File *FilesystemPathFileName* skipped by user

**Explanation:** You requested that this file be skipped during the current operation.

**System action:** The file is skipped during the current operation

**User response:** None.

---

**ANS1376E** Error processing '*filepath-namefile-name*'; end-to-end digest validation failed.

**Explanation:** Cryptographic digest of the restored or retrieved data did not match the digest generated during the backup or archive operation. Possible causes are a transmission error, data corruption, or a hash collision.

**System action:** Processing stops

**User response:** Try the restore operation again. If the problem persists, contact IBM technical support for additional assistance.

---

**ANS1377W** The client was unable to obtain a snapshot of '*volname*'. The operation will continue without snapshot support.

**Explanation:** IBM Spectrum Protect client was unable to create a snapshot of the volume due to some reason. Instead of failing the operation, IBM Spectrum Protect client will perform a non-snapshot based backup.

**System action:** Snapshot processing stops.

**User response:** Check the client error log for any other messages that might help identify the problem. Try the operation again. If the problem persists, contact IBM technical support for further assistance.

---

**ANS1378E** The snapshot operation failed. The **SNAPSHOTCACHELocation** does not contain enough space for this snapshot operation.

**Explanation:** IBM Spectrum Protect was not able to take a snapshot of the specified volume. The **SNAPSHOTCACHELocation** points to a location which does not contain the space necessary to manage the snapshot. Reasons for failure include:

- An unexpected amount of disk activity which is generating more changes than can be contained in the available space at this particular point in time.
- The **SNAPSHOTCACHELocation** is not large enough to handle the usual amount of changes to the volume.
- The specified **SNAPSHOTCACHESize** is not set to a large enough value to handle the usual amount of changes to the volume during snapshot backup or archive operation.

**System action:** Processing stopped.

**User response:** If the problem persists, increase the **SNAPSHOTCACHESize** or change the value of the **SNAPSHOTCACHELocation**.

---

**ANS1379E** The snapshot operation failed. The percent of space to use for the **SNAPSHOTCACHELocation**, specified via the **SNAPSHOTCACHESize**, has been exceeded.

**Explanation:** IBM Spectrum Protect was not able to take a snapshot of the specified volume. The percent of space allotted via the **SNAPSHOTCACHESize** option was not enough to perform this snapshot backup/archive operation. Reasons for failure include:

- The **SNAPSHOTCACHELocation** is not large enough to handle the usual amount of changes to the volume.
- The specified **SNAPSHOTCACHESize** is not set to a large enough value to handle the usual amount of changes to the volume during snapshot backup or archive operation.

**System action:** Processing stopped.

**User response:** If the problem persists, increase the **SNAPSHOTCACHESize** or change the value of the **SNAPSHOTCACHELocation**.

---

**ANS1380W** The snapshot operation failed. The filesystem write activity prevented the Logical Volume Snapshot Agent from satisfying the **SNAPSHOTFSIDLEWait** and **SNAPSHOTFSIDLERetries** options.

**Explanation:** IBM Spectrum Protect was not able to take a snapshot of the specified volume. The Logical Volume Snapshot Agent was not able to satisfy the **SNAPSHOTFSIDLEWait** and **SNAPSHOTFSIDLERetries** options before starting the snapshot of the specified volume.

**System action:** Snapshot processing stops.

**User response:** If the problem persists, modify the **SNAPSHOTFSIDLEWait** and **SNAPSHOTFSIDLERetries** options to better fit the normal disk write activity of the volume being backed up.

---

**ANS1381W** On volumes that are RAW or formatted FAT32 the snapshot cache location cannot be located on the same volume that is being backed up.

**Explanation:** When the snapshot cache location is located on the same volume that is being backed up the volume must be formatted with NTFS. The default cache location is on the same volume where the snapshot is being performed. The operation will continue without snapshot support.

**System action:** The client does not execute the snapshot operation.

**User response:** Specify a different snapshot cache location, using the SNAPSHOTCACHELOCATION option.

---

**ANS1382E** Server does not allow client-initiated connections for this node.

**Explanation:** The node is not allowed to initiate connections due to the configuration parameters for this node on the server. Server is able to initiate connections to the client scheduler running in prompted mode.

**System action:** The IBM Spectrum Protect operation ends.

**User response:** Contact your systems administrator to enable client-initiated sessions for your node or update the SESSIONINITIATION option and run the client scheduler.

---

**ANS1383E** Wrong server port.

**Explanation:** You were trying to open a backup/archive client session on the server port set up for administrative sessions only.

**System action:** The IBM Spectrum Protect operation ends.

**User response:** Contact your systems administrator and/or use the correct values for TCP port and TCP Admin Port.

---

**ANS1384E** An object in the transaction has been bound to an invalid management class.

**Explanation:** One of the objects in the transaction is bound to a management class that is not part of this node's policy, or the management class type is not supported for this client level.

**System action:** The current operation ends.

**User response:** Make sure all objects are bound to a valid management class, or upgrade the client to the proper level.

---

**ANS1385E** This server does not support backup operations.

**Explanation:** This server only supports archive operations, backup is not allowed.

**System action:** The current operation ends.

**User response:** Use only archive operations with this server.

---

**ANS1386E** Deleting this object: "*fshlll*" is not allowed.

**Explanation:** The object is either under a hold and cannot be deleted, or it is on a retention-protection enabled server and has not expired.

**System action:** The object is skipped and processing continues.

**User response:** Check the status of the object through a query to see if it is held, or when it expires.

---

**ANS1387E** The number of objects in this transaction exceed TXNGROUPMAX values.

**Explanation:** There are too many objects in this transaction.

**System action:** The current operation ends.

**User response:** Try the operation again with fewer objects in the transaction, or increase the TXNGROUPMAX value on the server.

---

**ANS1388E** *fshlll* is already under hold.

**Explanation:** The specified object is already under hold, and it cannot be placed under a new hold.

**System action:** This object is skipped and processing continues.

**User response:** Issue a query to see the status of the objects, and try the operation again, without the object that is already held.

---

**ANS1389W** Invalid option (*option*) for the scheduled *function* command

**Explanation:** There are two possible reasons for this message:

- The *option* option was specified for a scheduled command or subcommand (*function*) that cannot make use of that option.
- The option appears on a scheduled command but is valid only on the client scheduler initial command line, not on commands in a schedule from the server.

**System action:** The option is ignored.

**User response:** See the *Backup-Archive Client Installation and User's Guide* for correct use of the

named option. The system administrator should remove the invalid option from the schedule definition on the server.

---

**ANS1395E**    **The destination filesystem or drive letter is unavailable. The following object was not processed:**  
**Filespace:**'*filesystem-name*'

**Explanation:** The system is trying to restore or retrieve to a destination that cannot be reached. The specified filesystem name or drive letter is not valid, or does not exist, or you are specifying a local share name that cannot be resolved.

**System action:** Objects which are part of this filesystem are not processed.

**User response:** Try the command again, and specify a different destination for the object that was not processed.

---

**ANS1396E**    **Access to the specified log or trace file (*filename*) is denied.**

**Explanation:** Access to the specified file is denied. You specified a log or trace file name that cannot be written by the current user.

**System action:** Processing stops.

**User response:** Ensure that you specified the correct file or directory name, correct the permissions, or specify a new location.

---

**ANS1397W**    **The snapshot cannot be taken because the SNAPSHOTCACHLocation does not have enough space for this snapshot operation.**

**Explanation:** IBM Spectrum Protect was not able to take a snapshot of the specified volume. The SNAPSHOTCACHLocation points to a location which does not contain the space necessary to create the snapshot; the disk is probably full. The operation continues without snapshot support.

**System action:** The client does not execute the snapshot operation.

**User response:** Change the value of the SNAPSHOTCACHLocation, or clean the disk to which the SNAPSHOTCACHLocation points.

---

**ANS1398E**    **Initialization functions cannot open one of the IBM Spectrum Protect logs or a related file: *log-name*. *errno* = *errno-value*, *reason***

**Explanation:** The file "*log-name*" could not be opened during initialization. The system set the error code *errno-value*. If the *reason* given is "access denied," the current user does not have permission to write to the

log in the directory specified. It is also possible that no space is available at the given log location.

On Unix systems, the log must not be in the root directory. Attempts to do so will result in an "access denied" error.

**System action:** Processing terminates.

**User response:** Set the DSM\_LOG (or DSML\_LOG) environment variable to a directory into which the current user can write. You may also use the ERRORLOGNAME option to specify a file to which the current user has write permission.

---

**ANS1399W**    **The logical volume snapshot agent (LVSA) is currently busy performing a snapshot on this same volume.**

**Explanation:** IBM Spectrum Protect was not able to take a snapshot of the specified volume because another process is already performing a snapshot of this volume. The operation continues without snapshot support.

**System action:** Snapshot processing stops.

**User response:** Wait until the other IBM Spectrum Protect process finishes with the volume and then try the operation again.

---

**ANS1400W**    **The snapshot cache location is not valid.**

**Explanation:** The snapshot cache location must point to a local volume that is formatted with NTFS. The default cache location is on the same volume where the snapshot is being performed. The operation will continue without snapshot support.

**System action:** Snapshot processing stops.

**User response:** Specify a different snapshot cache location using the SNAPSHOTCACHELOCATION option.

---

**ANS1401W**    **The snapshot virtual volume is not accessible.**

**Explanation:** The logical volume snapshot agent (LVSA) cannot access the virtual volume during OFS-enabled backup/archive operation because IBM Spectrum Protect was probably started via terminal services. The operation continues without snapshot support.

**System action:** Snapshot processing stops.

**User response:** Do not use terminal services for the snapshot. Try the operation again on the local machine.



---

**ANS1402W The snapshot is not supported on a remote, removable, or SAN drive.**

**Explanation:** IBM Spectrum Protect was not able to take a snapshot of the specified volume because open file support is only supported on local fixed volumes, including volume mountpoints. The operation continues without snapshot support.

**System action:** The client does not execute the snapshot operation.

**User response:** To take advantage of the open file support, you may try the operation again on the local machine.

---

**ANS1403E Error loading a required *filename* DLL**

**Explanation:** An error occurred while loading a dynamic link library. The DLL load failed.

**System action:** Processing stopped.

**User response:** Verify that your system software is up to date and that all DLLs required by the IBM Spectrum Protect client are present.

---

**ANS1404E Error loading one or more functions from a required *filename* DLL**

**Explanation:** An error occurred while loading a function from a dynamic link library. The DLL load failed.

**System action:** Processing stopped.

**User response:** Verify that your system software is up to date.

---

**ANS1405I '*service-name*' service needs to be restarted.**

**Explanation:** The service must be restarted for the restored changes to take effect.

**System action:** Changes are not effected.

**User response:** Restart the service.

---

**ANS1408W Previous changes have not been committed.  
The machine must be restarted before the snapshot can be taken**

**Explanation:** IBM Spectrum Protect was not able to take a snapshot of the specified volume because a previous operation required the machine to be restarted for the changes to take effect, but the machine has not been restarted. The operation will continue without snapshot support.

**System action:** The client does not execute the snapshot operation.

---

**User response:** Restart the machine and then try the operation again.

---

**ANS1410E Unable to access the network path.**

**Explanation:** The network path cannot be accessed due to a possible network problem.

**System action:** The client terminates.

**User response:** Ensure that the network is up and the path can be accessed using a system command, and retry the operation.

---

**ANS1411E A communication session was dropped.**

**Explanation:** A communication session was dropped due to a possible network problem.

**System action:** The client terminates.

**User response:** Ensure that the network is up and retry the operation.

---

**ANS1412E Directory or file has bad EA data or inconsistent data.**

**Explanation:** Directory or file has bad EA data or inconsistent data.

**System action:** The client terminates.

**User response:** Check failing directory or file for bad EA data. Copy the directory to a new location and retry the operation.

---

**ANS1413W File '*filepath-namefile-name*' is not recognized by the system as a disk file and cannot be processed. The file is skipped.**

**Explanation:** The client is unable to process file types that are not 'disk', such as 'character' and 'pipe'. This message is typically, but not always, issued for file names that are normally reserved for the operating system. In the Windows environment, reserved names include AUX, CON, NUL, PRN, COMx or LPTx, where 'x' is any digit from 1 to 9 (for example, COM1, LPT3, etc.).

**System action:** The file is skipped.

**User response:** Either delete the file if you do not need it, or else use an EXCLUDE statement in the client options to prevent the client from trying to process the file. In the Windows environment, normal delete commands will most likely not work. You will need to prefix the file name with the characters '\\.\'. For example, "del c:\mydir\lpt4" will not work, but "del \\.\c:\mydir\lpt4" will work.

---

---

**ANS1414W Don't have sufficient authority to delete open group on server.**

**Explanation:** An open image group exists on the IBM Spectrum Protect server and cannot be deleted due to missing backup delete rights for this node.

**System action:** Processing continues.

**User response:** Ask your IBM Spectrum Protect administrator to grant backup delete rights for your node.

---

**ANS1417W Protected system state file '*filename*' is backed up to the drive file space, not system state file space.**

**Explanation:** Files protected by Microsoft Windows File Protection (WFP) or Microsoft Windows Resource Protection (WRP) are part of the Microsoft Volume ShadowCopy Services (VSS) System Writer which is part of the system state. These files are normally backed up as part of the system state, not the file system on which the files reside. A problem in the operating system environment prevented the protected file named in the message text from being enumerated as a system state file and thus backed up as part of the system state. The conditions that lead to this message are not normal. In order to ensure that the file is protected, it is backed up as part of the file system on which it resides.

**System action:** The file is backed up as part of the file system on which it resides.

**User response:** It is possible to restore the system using the file system and system state backups. However the conditions that prevent the system state files from being correctly enumerated should be addressed.

On Microsoft Windows 2008 and Microsoft Windows 2008 R2 you can use the DiskShadow utility sub-command LIST WRITERS DETAILED to enumerate the system state files. On other versions of Microsoft Windows you can use the vshadow utility with the -wm2 option to enumerate the system state files. Verify that the file indicated in this message is not listed. Note: vshadow is a utility that you can obtain from Microsoft.

After confirming that the files are not enumerated, contact your operating system technical support for help to diagnose and resolve the issue that prevents the file from being correctly enumerated as part of the system state.

---

**ANS1418E Authentication error. The Admin and/or Node password for *nodename* has expired.**

**Explanation:** Session authentication failed with the server because either the admin or node password for the node has expired.

**System action:** Processing of the current operation is stopped.

**User response:** Update your admin and/or node password for the node identified.

---

**ANS1420E Volume map document (tsmvolmap.txt) not found.**

**Explanation:** An error occurred while performing VSS Automated System Recovery (ASR). Check dsmerror.log for more information.

**System action:** Processing stops.

**User response:** Ask your system administrator to check the error log.

---

**ANS1421E The image object '*object-type*' was not found on server.**

**Explanation:** The specified image object of type *object-type* could not be located on the server. The operation cannot complete without this object.

**System action:** The operation ends.

**User response:** Examine the client error log for additional messages that might indicate the reason for the problem. Take any corrective action suggested by the messages, then try the operation again. If the problem persists, contact IBM technical support for further assistance.

---

**ANS1423W '*filesystem*' is a virtual mount point. Migration is not supported on virtual mount points.**

**Explanation:** IBM Spectrum Protect HSM does not support virtual mount points within managed file systems. Files in the virtual mount point folder can not be migrated.

**System action:** IBM Spectrum Protect attempts to continue the current operation.

**User response:** Do not use virtual mount points within file systems that are managed by HSM. Use include/exclude rules instead.

---

**ANS1424W Retrying failed image operation for volume *filespace-name*.**

**Explanation:** The transaction for image operation for volume *filespace-name* failed due to reason described by earlier message(s).

**System action:** The requested image operation will be retried again.

**User response:** None.

---

**ANS1425E**    **The image operation for volume *filespace-name* cannot be retried because of a severe error.**

**Explanation:** None.

**System action:** The image operation fails for the indicated volume.

**User response:** Check the client error log for any other messages that might help identify the problem. Try the operation again. If the problem persists, contact IBM technical support for further assistance.

---

**ANS1426E**    **An error occurred creating the Registry backup directory structure**

**Explanation:** The IBM Spectrum Protect client uses an intermediate directory structure on the client machine as part of the Windows Registry backup process. The client was unable to create this intermediate directory structure, so the Windows Registry could not be backed up.

This problem can occur if you do not have sufficient privileges to perform the backup operations, if the client is unable to allocate more memory from the system, or if a component within the directory structure already exists as a file.

**System action:** The Windows Registry is not backed up.

**User response:** Check the client error log for any other messages that might have been logged when this message was written, and take the corrective action (if any) suggested by those messages. Make sure that account under which the operation runs has sufficient privileges. Ensure that the system has sufficient memory to run the process. Remove the ADSM.SYS directory from the root of your system drive, then try the operation again. If the problem persists, contact IBM support for further assistance.

---

**ANS1427I**    **Registry Backup function completed successfully.**

**Explanation:** Registry backup was successful.

**System action:** None.

**User response:** Continue with normal operations.

---

**ANS1428E**    **Backup of the registry failed.**

**Explanation:** None.

**System action:** The registry is not backed up.

**User response:** Check the client error log for any other messages that might help identify the problem. Try the operation again. If the problem persists, contact IBM technical support for further assistance.

---

**ANS1429I**    **Registry Restore function completed successfully.**

**Explanation:** Registry Restore was successful.

**System action:** None.

**User response:** Continue with normal operations.

---

**ANS1430W**    **The machine must be rebooted for the changes to take effect.**

**Explanation:** The restore operation made changes that will not be in effect until the machine is rebooted. It is important to note that until the reboot occurs, the system or its applications might be unstable.

**System action:** None

**User response:** Reboot the machine as soon as possible after the restore operation ends.

---

**ANS1431E**    **Restore of the registry failed.**

**Explanation:** None.

**System action:** The registry is not restored.

**User response:** Check the client error log for any other messages that might help identify the problem. Try the operation again. If the problem persists, contact IBM technical support for further assistance.

---

**ANS1432E**    **Keyword Expected after keyword '*keyword*'.**

**Explanation:** A registry command was incorrectly entered.

**System action:** Registry function is not invoked.

**User response:** Refer to the command reference for this command.

---

**ANS1433E**    **Extraneous argument '*input*' after keyword '*keyword*'**

**Explanation:** A registry command was incorrectly entered.

**System action:** Registry function not invoked.

**User response:** Refer to the command reference for this command.

---

**ANS1434E**    **Invalid argument '*input*' after keyword '*keyword*'**

**Explanation:** A registry command was incorrectly entered.

**System action:** Registry function not invoked.

**User response:** Refer to the command reference for this command.

---

**ANS1435E** An error occurred saving a registry key.

**Explanation:** None.

**System action:** The registry is not backed up.

**User response:** Check the client error log for any other messages that might help identify the problem. Try the operation again. If the problem persists, contact IBM technical support for further assistance.

---

**ANS1436E** An error occurred replacing a registry key.

**Explanation:** None.

**System action:** The registry key is restored from the server, but cannot be activated in the registry. The current registry key remains active.

**User response:** Check the client error log for any other messages that might help identify the problem. Try the operation again. If the problem persists, contact IBM technical support for further assistance.

---

**ANS1437I** Event Log Backup function completed successfully.

**Explanation:** Event Log backup was successful.

**System action:** None.

**User response:** Continue with normal operations.

---

**ANS1438E** Backup of the event logs failed.

**Explanation:** None.

**System action:** The event logs are not backed up.

**User response:** Check the client error log for any other messages that might help identify the problem. Try the operation again. If the problem persists, contact IBM technical support for further assistance.

---

**ANS1439I** Event Log Restore function completed successfully.

**Explanation:** Event Log Restore was successful.

**System action:** None.

**User response:** Continue with normal operations.

---

**ANS1440E** Restore of the event logs failed.

**Explanation:** None.

**System action:** The event logs are not restored.

**User response:** Check the client error log for any other messages that might help identify the problem. Try the operation again. If the problem persists, contact IBM technical support for further assistance.

---

**ANS1441E** Keyword Expected after keyword 'keyword'.

**Explanation:** A event log command was incorrectly entered.

**System action:** Event Log function is not invoked.

**User response:** Refer to the command reference for this command.

---

**ANS1442E** Extraneous argument 'input' after keyword 'keyword'

**Explanation:** A event log command was incorrectly entered.

**System action:** Event Log function not invoked.

**User response:** Refer to the command reference for this command.

---

**ANS1443E** Invalid argument 'input' after keyword 'keyword'

**Explanation:** A event log command was incorrectly entered.

**System action:** Event Log function not invoked.

**User response:** Refer to the command reference for this command.

---

**ANS1444E** An error occurred creating the Event Log backup directory structure

**Explanation:** The IBM Spectrum Protect client uses an intermediate directory structure on the client machine as part of the Windows Event Log backup process. The client was unable to create this intermediate directory structure, so the Windows Event Logs could not be backed up.

This problem can occur if you do not have sufficient privileges to perform the backup operations, if the client is unable to allocate more memory from the system, or if a component within the directory structure already exists as a file.

**System action:** The Windows Event Logs are not backed up.

**User response:** Check the client error log for any other messages that might have been logged when this message was written, and take the corrective action (if any) suggested by those messages. Make sure that account under which the operation runs has sufficient privileges. Ensure that the system has sufficient memory to run IBM Spectrum Protect. Remove the ADSM.SYS directory from the root of your system drive, then try the operation again. If the problem persists, contact IBM support for further assistance.

---

---

**ANS1445E ERROR: could not create NAS image object.**

**Explanation:** Creation of the NAS image object failed for one of following reasons:

- An unauthorized user invoked the NAS command
- NAS operations are not supported on the current platform
- Cannot find the NAS plugin library.

**System action:** The requested NAS operation is not performed.

**User response:** Retry the operation after correcting the cause for failure.

---

**ANS1446E VSS ASR backup document (ASRBackupDoc.xml) not found.**

**Explanation:** An error occurred while performing VSS Automated System Recovery (ASR). Check dsmerror.log for more information. Possible causes for the error are the following:

- You are trying to recover a machine running a legacy operating system such as windows XP or windows 2003. VSS ASR Restore is not supported for legacy operating systems.
- You are trying to run ASR recovery from a backup created by a client earlier than version 6.2.2. Such backups do not have ASRBackupDoc.xml file.

**System action:** Processing stops.

**User response:** Ask your system administrator to check the error log.

---

**ANS1448E The *command* command is not supported by the current server.**

**Explanation:** The server to which the client is connected does not support the command.

1. If the command is "set event," the server does not support event-based policy. This command requires that the server supports event-based policy. That support is available only at IBM Spectrum Protect Server levels 5.2.2 and above.
2. If the message displays any other command, the server is configured to support archive retention protection and cannot process operations that are not associated with that facility.

**System action:** The command is skipped and other processing continues.

**User response:** Log in to an appropriate server and run the command again.

---



---

**ANS1449W A non-critical, unexpected error was encountered.**

**Deletion of a snapshot(Set/Volume) failed. Probable cause, snapshot does not exists anymore. Continuing Process...**

**IBM Spectrum Protect snapShot ID :**  
*snapshot-id*

**IBM Spectrum Protect function name :**  
*function-name*

**IBM Spectrum Protect function :**  
*function-desc*

**IBM Spectrum Protect return code :**  
*TSM-rc*

**IBM Spectrum Protect file :** *file-name*  
(*line-number*)

**Explanation:** None.

**System action:** Processing continues.

**User response:** Contact the IBM Spectrum Protect administrator with the information provided in this message.

---

**ANS1450W The -FILENAME option was specified without a file name. Output will be written to *filename*.**

**Explanation:** The -FILENAME option was specified, but the file name was omitted.

**System action:** The output is written to the default file.

**User response:** Reissue the command and specify a valid file name, or use the information that was written to the default file.

---

**ANS1453W The IMAGEGAPSIZE option is not supported for non-NTFS file systems. The entire volume will be backed up.**

**Explanation:** None.

**System action:** The entire volume is backed up.

**User response:** Refer to the client manual for additional information regarding the IMAGEGAPSIZE option.

---

**ANS1454W Used blocks information could not be obtained for *name*. The entire volume will be backed up.**

**Explanation:** None.

**System action:** The entire volume is backed up.

**User response:** Check the client error log for any other messages that might help identify the problem. Try the operation again. If the problem persists, contact IBM technical support for further assistance.

---

---

**ANS1455E** The value of the `-vmname` option `'vmname-option-value'` would result in the restoration of multiple virtual machines with the same name. Use the keywords `'*'`, `<time>`, or `<timestamp>` to differentiate the restored virtual machine names.

**Explanation:** The virtual machine restore command specified two or more virtual machines. The value of the `-vmname` option would result in the restored virtual machines having the same name.

**System action:** The restore was stopped.

**User response:** Use the keywords `'*'`, `<time>`, or `<timestamp>` in the `-vmname` option so that each virtual machine is restored with a different name. If the `-vmname` option is not specified, each virtual machine is restored with the original name.

---

**ANS1458I** OBF file for volume *name* is too small for server-free data transfer.

**Explanation:** The OBF file for volume is very small to initiate a server-free data transfer. Hence this file will not be transferred via a server-free data path.

**System action:** Processing continues.

**User response:** None.

---

**ANS1459E** VSS Automated System Recovery (ASR) failed.

**Explanation:** An error occurred while performing VSS Automated System Recovery (ASR). Check `dsmerror.log` for more information.

**System action:** Processing stops.

**User response:** Ask your system administrator to check the error log.

---

**ANS1461E** Error processing `'filespace namepath-namefile-name'`: unsupported encryption type.

**Explanation:** The files you are trying to restore or retrieve have been backed up or archived by a later version of the IBM Spectrum Protect client. The file encryption method is not supported by the current client.

**System action:** Object skipped.

**User response:** Restore or retrieve the file with the most recent version of the IBM Spectrum Protect client.

---

**ANS1463E** Unexpected error in cryptography library.

**Explanation:** There was an unexpected error in the cryptography library. See the error log for more information.

**System action:** processing stops.

**User response:** Check the error log for ANS1467E to determine the cause of failure. Verify you IBM Spectrum Protect client is installed properly. If needed, reinstall client and/or API. If the problem still exists, contact IBM Spectrum Protect technical support.

---

**ANS1464S** Cannot load ICC encryption library.

**Explanation:** The process is using a cryptography library which is installed automatically with the client and is being loaded at runtime. The client cannot proceed if the library is not loaded.

**System action:** Client exits.

**User response:** Check the error log for ANS1467E to determine the cause of failure. Verify your IBM Spectrum Protect client is installed properly. If needed, reinstall the client and/or API. If the problem still exists, contact IBM Spectrum Protect technical support.

---

**ANS1465E** Conflicting options **ERRORLOGMAX** and **ERRORLOGRETENTION** were specified.

**Explanation:** Values were specified for both the **ERRORLOGMAX** and the **ERRORLOGRETENTION** options. These options are mutually exclusive.

**System action:** Processing stops.

**User response:** Specify a nonzero value for the **ERRORLOGMAX** option if you want the error log to wrap when it reaches the specified maximum value. Use the **ERRORLOGRETENTION** option if you want the error log limited in size on a time-based schedule.

---

**ANS1466E** Conflicting options **SCHEDLOGMAX** and **SCHEDLOGRETENTION** were specified.

**Explanation:** Values were specified for both the **SCHEDLOGMAX** and the **SCHEDLOGRETENTION** options. These options are mutually exclusive.

**System action:** Processing stops.

**User response:** Specify a nonzero value for **SCHEDLOGMAX** if you wish to have the IBM Spectrum Protect scheduler log wrap when it reaches the specified maximum value. Use **SCHEDLOGRETENTION** if you wish you have the scheduler log limited in size on a time-based schedule.

---

---

**ANS1467E** ICC routine *icc-routine* returned: majRC = *majRC*, minRC = *minRC*, desc = '*desc*'.

**Explanation:** There was an error within an ICC cryptography library. This message reports return codes and problem description which can be used by IBM Spectrum Protect technical support personnel to determine the cause of the error.

**System action:** Client exits.

**User response:** Verify you IBM Spectrum Protect client is installed properly. If needed, reinstall client and/or API. If the problem still exists, contact IBM Spectrum Protect technical support.

---

**ANS1468E** Backing up Automated System Recovery (ASR) files failed. No files will be backed up.

**Explanation:** An error occurred while backing up the files needed for Automated System Recovery (ASR). No files were backed up.

**System action:** Processing stops.

**User response:** Ask your system administrator to check the error log. Verify that the Windows account from which you are running this command has administrator authority and try the command again.

---

**ANS1469E** Error processing '*filepathnamepath-namefile-name*'; invalid encryption key.

**Explanation:** The key you entered does not match the key that was used to encrypt the file during backup. The file can not be restored unless the matching key is entered.

**System action:** processing stops.

**User response:** Try the restore operation again and provide the correct key.

---

**ANS1470E** Unable to load GPFS functions needed for ACL and extended attributes support: skip *path\_name*

**Explanation:** The GPFS functions that handle the GPFS ACL and extended attributes were not loaded.

**System action:** The object is skipped. Processing continues with the next object.

**User response:** Ensure that the GPFS software is installed on the system and try the operation again. On Linux, ensure that there has been an appropriate symbolic link created in */usr/lib/* directory for the GPFS libgpfs.so shared library.

---

**ANS1471E** ASR system information file creation failed. ASR backup is unsuccessful.

**Explanation:** An error occurred while creating the system information file (*asr.sif*) needed for Automated System Recovery (ASR). The ASR backup is unsuccessful.

**System action:** Processing stops.

**User response:** Ask your system administrator to check the error log. Verify that the Windows account from which you are running this command has administrator authority and that you have access to the system object staging directory *<system drive>:\adsm.sys*. Try the command again.

---

**ANS1472E** Could not add entry to the ASR system information file. ASR backup is unsuccessful.

**Explanation:** An error occurred while adding an entry to the system information file (*asr.sif*) needed for Automated System Recovery (ASR). The ASR backup is unsuccessful.

**System action:** Processing stops.

**User response:** Ask your system administrator to check the error log. Verify that the Windows account from which you are running this command has administrator authority and try the command again.

---

**ANS1473E** Session rejected: TCP/IP connection failure for Shared Memory

**Explanation:** An attempt to connect to the local server using the Shared Memory protocol has failed during initial TCP/IP communications. This error can occur if the server is not listening on the correct port, or if the server is down.

**System action:** Session rejected. Processing stopped.

**User response:** Retry the operation, or wait until the server comes back up and retry the operation. If the problem continues, see your system administrator for further help.

---

**ANS1474E** An error occurred using the Shared Memory protocol

**Explanation:** An error has occurred while reading or writing data through the Shared Memory communications protocol.

**System action:** IBM Spectrum Protect cannot complete the requested operation.

**User response:** Check the trace log for additional information and retry the operation. If the problem continues, see your system administrator for further help.

---

**ANS1475E    Insufficient authority to connect to the shared memory region**

**Explanation:** The user issuing the command does not have authority to connect to the shared memory segment. When the shared memory segment is created by the server, it will be owned by the effective uid of the server process (dsmserv). Only processes running under this uid or root will be allowed to connect to the segment (and thus to the server).

**System action:** The session is rejected and processing stops.

**User response:** Run the command under the uid of the processing running dsmserv, if possible. Otherwise contact your system administrator for further help.

---

**ANS1476E    CLUSTERNODE is set to YES but the Cluster Information Daemon is not started.**

**Explanation:** The HACMP Cluster Information Daemon must be started in order to specify the CLUSTERNODE option.

**System action:** Processing ends.

**User response:** Start the HACMP Cluster Information Daemon.

---

**ANS1477E    CLUSTERNODE is set to YES but the cluster load library is not valid.**

**Explanation:** The load library that the operating system provides to obtain the cluster name is not valid. A possible cause is an out-of-date load library which does not contain the proper routines this product expects.

**System action:** Processing ends.

**User response:** Ensure that the latest cluster software is installed on the system.

---

**ANS1478E    CLUSTERNODE is set to YES but the cluster software is not available on this system.**

**Explanation:** The load library that the operating systems provides to obtain the cluster name is not available on this system.

**System action:** Processing ends.

**User response:** Ensure that the cluster software is installed on the system.

---

**ANS1479E    CLUSTERNODE is set to YES but this machine is not a member of a cluster.**

**Explanation:** This machine is not a member of a cluster node. Possible causes are that the cluster service

has not been configured correctly, or that the cluster is in the process of initialization.

**System action:** Processing ends.

**User response:** Ensure that the cluster software is configured properly. If the cluster is in the process of initialization, retry the operation at a later time.

---

**ANS1480E    CLUSTERNODE is set to YES but the cluster service is not enabled on this system.**

**Explanation:** The cluster service has not been enabled on this system.

**System action:** Processing ends.

**User response:** Enable the cluster service on the system.

---

**ANS1481E    The CLUSTERNODE option is not supported on this system.**

**Explanation:** This option is not supported on this system.

**System action:** Processing ends.

**User response:** Disable the CLUSTERNODE option in the local options file.

---

**ANS1482E    An unexpected error (*retcode*) occurred while the program was trying to obtain the cluster name from the system.**

**Explanation:** An unknown error occurred while the program was trying to obtain the cluster name from the cluster service. The error code is the reason code provided directly from the cluster service being used in this operating system environment.

**System action:** Processing ends.

**User response:** Consult the documentation for your clustering software for an explanation of the reason code. Insure that your clustering service is operational, then try the IBM Spectrum Protect operation again.

---

**ANS1483I    Schedule log pruning started.**

**Explanation:** The schedule log pruning function has begun.

**System action:** The schedule log is pruned.

**User response:** None.

---

**ANS1484I    Schedule log pruning finished successfully.**

**Explanation:** The schedule log pruning function completed with no errors.

**System action:** None.



**User response:** None.

---

**ANS1487E** An error occurred while backing up the WMI repository. The database will not be backed up.

**Explanation:** The Windows event log and error log might contain additional information related to this error.

**System action:** processing stops.

**User response:** Examine the Windows event log and error log for messages related to WMI. Ensure that the Windows Management Instrumentation service is started.

---

**ANS1489E** The WMI service failed to stop. No files will be restored.

**Explanation:** An error occurred while stopping the Windows Management Instrumentation (WMI) service. The database will not be restored.

**System action:** processing stops.

**User response:** Examine the Windows event log and client error log for messages related to Windows Management Instrumentation (WMI). You might need to quiesce WMI activity or reboot the machine in order to free resources which are preventing the WMI service from stopping.

---

**ANS1490W** File specification '*file-spec*' ignored. A file list has already been specified.

**Explanation:** A non-option argument (file specification) was encountered after the -FILELIST has been processed.

**System action:** The argument is ignored.

**User response:** You may have either a -FILELIST or explicit file specifications on this command, but not both.

---

**ANS1492S** Invalid virtual mountpoint  
*file\_space\_name*: File not found.

**Explanation:** The specified **VIRTUALMOUNTPOINT** option in the system options file is invalid because it could not be found in the file system.

**System action:** The process attempts to continue the current operation.

**User response:** Check the virtual mountpoint in the system options file and make sure it exists in the file system. Retry the operation.

---

**ANS1493S** Invalid virtual mountpoint  
*file\_space\_name*: Access denied.

**Explanation:** The specified **VIRTUALMOUNTPOINT** option in the system options file is invalid because access to it is denied.

**System action:** The process attempts to continue the current operation.

**User response:** Check the value of the **VIRTUALMOUNTPOINT** option in the system options file and make sure that the virtual mount point is accessible. Retry the operation.

---

**ANS1494S** Invalid virtual mountpoint  
*file\_space\_name*: Symbolic link.

**Explanation:** The specified **VIRTUALMOUNTPOINT** option in the system options file is invalid because it is a symbolic link and the **FOLLOWSYMBOLIC** option is not set.

**System action:** The process attempts to continue the current operation.

**User response:** Set the option **FOLLOWSYMBOLIC** to YES in the user options file. Retry the operation.

---

**ANS1495S** Invalid virtual mountpoint  
*file\_space\_name*: Other error, rc =  
*return\_code*.

**Explanation:** The specified **VIRTUALMOUNTPOINT** option in the system options file is invalid.

**System action:** The process attempts to continue the current operation.

**User response:** Make sure the virtual mountpoint is a directory and accessible from the shell, and retry the operation.

---

**ANS1496W** Duplicate include/exclude option '*option file-name*' found while processing the client options file.  
This might produce unexpected results.

**Explanation:** IBM Spectrum Protect found a duplicate statement while processing the client options file, which might produce unexpected results.

**System action:** Processing continues.

**User response:** Verify if you obtained the desired results. If not, you need to correct the client options file by removing the duplicate option statement.

---

**ANS1497W** Duplicate include/exclude option '*option file-name*' found while processing the client options passed by the server.  
This might produce unexpected results.

**Explanation:** IBM Spectrum Protect found a duplicate statement while processing the client options by the

server, which might produce unexpected results.

**System action:** Processing continues.

**User response:** Verify if you obtained the desired results. If not, you need to correct either the client options file or the client options passed by the server.

**ANS1498E The IIS services failed to stop. No files will be restored.**

**Explanation:** An error occurred while stopping the Internet Information Services (IIS) services. The metabase will not be restored.

**System action:** processing stops.

**User response:** Examine the Windows event log and client error log for messages related to Internet Information Services (IIS). You might need to quiesce IIS activity or reboot the machine in order to free resources which are preventing the IIS service from stopping.

**ANS1499E Creation of table of contents failed.**

**Explanation:** A failure occurred on the server during creation of the table of contents.

**System action:** The table of contents was not created.

**User response:** This abort code indicates there was a problem creating a table of contents on the server. The sysadmin will need to consult the activity log on the server to determine the cause.

**ANS1500E The dsmtca module is not found in the installation directory.**

**Explanation:** IBM Spectrum Protect cannot find the dsmtca module in the appropriate directory.

**System action:** Processing ends.

**User response:** Reinstall the product.

**ANS1501E The dsmtca execution/owner permissions are invalid**

**Explanation:** The dsmtca execution/owner permissions are invalid.

**System action:** IBM Spectrum Protect ends.

**User response:** Have your system administrator check the installation instructions for the client to ensure that the dsmtca permissions are set correctly.

**ANS1502E Access to run the the dsmtca or dsmenc module is denied.**

**Explanation:** The user of the backup-archive client does not have permission to run the dsmtca or dsmenc module.

**System action:** Processing ends.

**User response:** See your system administrator.

**ANS1503E Valid password not available for server '*server-name*'.  
The administrator for your system must run the backup-archive client and enter the password to store it locally.**

**Explanation:** The file containing the stored password for the specified server *server-name* is unavailable.

**System action:** Processing ends.

**User response:** The administrator for your system must set and store a new password.

**ANS1504E Error starting the dsmtca or dsmenc process.**

**Explanation:** An error has occurred starting the dsmtca or dsmenc process; specifically, the fork() function has failed.

**System action:** Processing ends.

**User response:** Probable system error. If the problem persists, restart the workstation.

**ANS1505W Performing image backup of the entire volume for *volume name*. The IMAGEGAPSIZE option value of *image gap size* is being ignored as this level of the operating system does not support used block image backup. Please upgrade to AIX 5.3 Maintenance Level 7 or later in order to perform used block image backup.**

**Explanation:** AIX 5.3 Maintenance Level 7 or later has some necessary fixes that are required to support used block image backup.

**System action:** The entire volume is backed up.

**User response:** Please upgrade to AIX 5.3 Maintenance Level 7 or later in order to perform used block image backup.

**ANS1506E The IBM Spectrum Protect dsmtca received an invalid request.**

**Explanation:** The dsmtca or dsmenc process was invoked by the backup-archive client and received an unknown request argument in the call.

**System action:** Processing ends.

**User response:** It is possible that the dsmtca or dsmenc process was mistakenly invoked by a process other than the backup-archive client. If that is not the case, then this is an internal error. If the problem recurs, contact your IBM service representative.

---

**ANS1507E** This action requires IBM Spectrum Protect administrative authority on this system.

**Explanation:** An activity has been attempted that must be performed by the IBM Spectrum Protect administrator (for example, open registration, file space delete or password update).

**System action:** Processing ends.

**User response:** If the activity is required, the administrator for this system must perform it.

---

**ANS1508E** Error allocating semaphores.

**Explanation:** An error has occurred because the semaphores you are attempting to allocate have become insufficient.

**System action:** Processing ends.

**User response:** Ask your system administrator for assistance, and possibly increase the number of semaphores in your system.

---

**ANS1509E** Error setting semaphore value or waiting on semaphore.

**Explanation:** An error has occurred while attempting to set or wait on a semaphore.

**System action:** Processing ends.

**User response:** Probable system error. If the problem persists, restart the workstation.

---

**ANS1510W** The specified backupset either does not exist, or does not contain file data.

**Explanation:** The specified backupset either does not exist, or does not contain file data for the node name specified. The restore backupset command is limited to backupsets that contain file data. To restore an image backup from a backupset, use the restore image command.

**System action:** Processing stopped.

**User response:** If an incorrect backupset name was specified, try the command again with the correct backupset name. If you are trying to restore an image from a backupset, refer to the restore image command for the correct syntax.

---

**ANS1511I** Invalid Restore session number entered. Try again.

**Explanation:** You entered a number not shown in the list of restartable restores. The number you entered is either less than one or greater than the highest item number displayed.

**System action:** Client prompts for a valid selection.

---

**User response:** Enter a number from the list or 'Q' to quit.

---

**ANS1512E** Scheduled event '*event*' failed. Return code = *value*.

**Explanation:** One or more error conditions were encountered that prevented the schedule from completing successfully. This message is preceded by other messages that indicate the specific problems encountered during the operation.

**System action:** Scheduled event failed.

**User response:** Check the schedule and error log files for the messages that specify what problems were encountered during the operation. Correct the conditions that caused those messages to be issued. The specific corrective actions will depend on the specific errors encountered.

For more information about return codes, search for "client return codes" in the product information ([www.ibm.com/support/knowledgecenter/SSGSG7/](http://www.ibm.com/support/knowledgecenter/SSGSG7/)).

---

**ANS1513E** The object '*object\_name*' is skipped from rename. *Error\_condition*.

**Explanation:** IBM Spectrum Protect skips the specified object from renaming because the object with the same long name but with different attributes exists on the server.

**System action:** The backup operation continues. The specified object will expire during the next incremental backup.

**User response:** The object is skipped if one of the following condition occurs:

The long name object(LN) has a more recent insert date than the short name object(SN).

The management classes for LN and SN do not match.

The copy groups for LN and SN do not match.

LN and SN have different owners.

The creation date for LN and SN do not match.

The short name attribute for LN does not match SN.

If you are unable to determine what is wrong, report the problem to your service representative.

---

**ANS1514W** Encryption key passwords are not the same.

**Explanation:** The key passwords are different.

**System action:** The process allows you to try again.

**User response:** Enter the correct password.

---

---

**ANS1515E Loading a table of contents failed.**

**Explanation:** A failure occurred on the server during loading of the table of contents.

**System action:** The table of contents was not loaded.

**User response:** This abort code indicates there was a problem loading a table of contents on the server. The sysadmin will need to consult the activity log on the server to determine the cause.

---

**ANS1519E Your node does not have permission to delete backup files**

**Explanation:** The server does not allow your node to delete backup files.

**System action:** The process did not delete the backup files.

**User response:** See your system administrator.

---

**ANS1520E Failure writing to the IBM Spectrum Protect error log: *errno* = *errno-value*,**

**Explanation:** A failure was encountered when writing to the dsmmerror log or dsiererror log. The system set the error code *errno-value*. It is possible that no space is available at the given log location.

**System action:** Processing terminates.

**User response:** Set the DSM\_LOG (or DSMI\_LOG) environment variable to a directory with adequate space to write the log data.

---

**ANS1521E Failure writing to a IBM Spectrum Protect log or log-related file: *file-name*, *errno* = *errno-value*, *reason***

**Explanation:** A failure was encountered when writing to one of the log files or a related file named *file-name*. The system set the error code *errno-value*. *reason* is the system explanation of that error code. Among other things, it is possible that no space is available at the given log location.

**System action:** Processing terminates.

**User response:** Set the DSM\_LOG (or DSMI\_LOG) environment variable to a directory with adequate space to write the log data.

---

**ANS1523E An error occurred while connecting to TSA/SMDR service.**

**Explanation:** An error was encountered during a call to the TSA/SMDR service. This message usually follows previous messages that contain more specific information about the problem.

**System action:** Processing stopped.

**User response:** Refer to previous messages in

dsmmerror.log for further information. If those messages are not helpful in identifying the cause of the problem, see your system administrator for further assistance.

---

**ANS1528I The process is converting the *log-file* from continuous (pruning) mode to wrapping mode. This process may take several minutes.**

**Explanation:** The *log-file* was previously in continuous mode where the only size control was through the use of the **ERRORLOGRETENTION** or **SCHEDLOGRETENTION** option. This is the first occasion where the **ERRORLOGMAX** or **SCHEDLOGMAX** option is specified for this log, so its format must be changed and old data saved.

**System action:** Transition processing continues.

**User response:** None.

---

**ANS1529I The process is converting the *log-file* from wrapping mode to continuous (pruning) mode. This process may take several minutes.**

**Explanation:** The *log-file* was previously in wrapping mode where the size control was through the use of the **ERRORLOGMAX** or **SCHEDLOGMAX** option. This is the first occasion where the **ERRORLOGMAX** or **SCHEDLOGMAX** option is not specified for this log, so its format must be changed and old data saved.

**System action:** Transition processing continues.

**User response:** None.

---

**ANS1530I *count* log records processed.**

**Explanation:** This is just a progress report to let you know the process is still ongoing.

**System action:** Transition processing continues.

**User response:** None.

---

**ANS1532E Proxy Rejected: Proxy authority has not been granted to this node.**

**Explanation:** The node has not been granted proxy authority to access the node named by the ASNODENAME option. The IBM Spectrum Protect administrator must first grant proxy authority.

**System action:** The IBM Spectrum Protect operation ends.

**User response:** The IBM Spectrum Protect server administrator must grant proxy authority for this node. See the administrator command "Grant Proxynode".

---

**ANS1533E Proxy Rejected: The node name you specified in the ASNODENAME option is locked.**

**Explanation:** The IBM Spectrum Protect administrator has locked the node you specified as the ASNODENAME option.

**System action:** The IBM Spectrum Protect operation ends.

**User response:** The IBM Spectrum Protect server administrator must unlock the node before you can access it. Try the operation later, or check with your IBM Spectrum Protect administrator.

---

**ANS1534E Proxy Rejected: The IBM Spectrum Protect server has run out of memory.**

**Explanation:** There is not enough memory available to allow this operation to continue.

**System action:** Current operation has been cancelled.

**User response:** Try the operation again. If the problem continues, see your system administrator to increase the amount of memory of the server.

---

**ANS1535E Proxy Rejected: The ASNODENAME and NODENAME options have the same value.**

**Explanation:** The ASNODENAME and NODENAME options cannot have the same value.

**System action:** The current operation is cancelled.

**User response:** Use the ASNODENAME option only to access another node. It is not necessary to set the ASNODENAME option to access your own node. Remove the ASNODENAME option from your option file unless you are actually trying to access a node that you have been granted authority to access with the administrative command "Grant Proxynode".

---

**ANS1536E Proxy Rejected: The server has an internal error.**

**Explanation:** The client cannot proxy to the node named by the ASNODENAME option because of an internal server error.

**System action:** Current operation has been cancelled.

**User response:** See your system administrator immediately.

---

**ANS1537E The ASNODENAME option is not valid with the FROMNODE option.**

**Explanation:** None.

**System action:** Processing stops.

**User response:** Remove the ASNODENAME option

from the options file or do not use the FROMNODE option.

---

**ANS1538E The operation that is being attempted cannot be invoked using the ASNODENAME option.**

**Explanation:** None.

**System action:** Processing stops.

**User response:** Remove the ASNODENAME option and retry the operation.

---

**ANS1539E The ASNODENAME option cannot be used with the CLUSTERNAME option.**

**Explanation:** None.

**System action:** Processing stops.

**User response:** Remove the ASNODENAME option and retry the operation.

---

**ANS1544E An error in WAS processing has occurred.**

**Explanation:** None.

**System action:** None

**User response:** Run the following command to see the nodes that can be backed up:

dsmc query was -wastype=local

Make sure the results are correct for your environment, then try the operation again. If the problem persists, contact IBM Spectrum Protect technical support for further assistance.

---

**ANS1545W IT22692: logical file sizes don't match: (migrated) *migrated\_file\_size* != (local) *local\_file\_size* for (file\_path)**

**Explanation:** The dsrmreconcile command is run in APAR IT22692 issue detection mode ('testflag HSM\_IT22692\_DETECTION' specified in the dsm.opt). In this mode, this warning message is reported for each file that was potentially affected by APAR IT22692 issue.

**System action:** The reconciliation processing proceeds with next object.

**User response:** Wait till the reconciliation processing completes, then run the following corrective actions for each file identified by this warning: - if there is backup copy, restore the backup copy overwriting the affected file: root> dsmc restore /affected\_file -repl=yes - if there is no backup copy, unlink the affected file(s) and restore appropriate stub(s) using the dsmmigundelete command: root> rm /affected\_file1 /affected\_file2 /affected\_file\_n root> dsmmigundelete /HSM\_fs - to make sure the rest of the premigrated files won't eventually contain file data corrupted by IT22692,

re-stub all existing premigrated files: root> dsmmigrate  
-stubpremigrated -R /HSM\_fs

---

**ANS1546W IBM Spectrum Protect failed to lock the WebSphere configuration repository.**

**Explanation:** None.

**System action:** The lock of the WebSphere configuration repository fails.

**User response:** Ensure that the WebSphere server is running. If the server is already running, ensure that the repository is unlocked. Ensure that you are backing up the correct node. To see a list of available nodes that can be backed up, enter: 'dsmc q was -wastype=local'.

---

**ANS1547W IBM Spectrum Protect failed to unlock the WebSphere Configuration Repository.**

**Explanation:** None.

**System action:** The unlock of the WebSphere Configuration Repository fails.

**User response:** Make sure that the WebSphere server is running. If the repository is locked, then unlock it and try the operation again. Ensure that the correct node is being backed up. To see a list of available nodes that can be backed up, run: 'dsmc q was -wastype=local'.

---

**ANS1548E A supported version of WebSphere is not installed on this machine.**

**Explanation:** A supported version of WebSphere is not installed on this machine. The only version of WebSphere that is supported is 5.0.x.

**System action:** None

**User response:** Install WebSphere 5.0 on the machine.

---

**ANS1549E No application server instances were found. Unable to perform backup.**

**Explanation:** The application server is not installed on this machine.

**System action:** Backup is not performed.

**User response:** Install the application server.

---

**ANS1550E No network deployment manager instances were found to back up.**

**Explanation:** Deployment manager is not installed on this machine.

**System action:** Back up is not performed.

**User response:** Install the network deployment manager.

---

**ANS1553W The user name and password that have been provided to Data Protection for WebSphere are invalid.**

**Explanation:** None.

**System action:** Data Protection for WebSphere cannot run.

**User response:** Run the dsmc set WASPassword command to set the WebSphere security user name and password.

---

**ANS1556E Setting the WAS user and password failed.**

**Explanation:** Password validation for the WAS user and password failed.

**System action:** WAS password validation fails.

**User response:** Rerun the set WASPassword command with the correct values for user and password.

---

**ANS1557W The WAS Server was not running, and the password file was saved without validation.**

**Explanation:** If the WAS server is down, then it is not possible to connect to the server and validate the user-entered password. The password has still been saved, but no validation has been performed.

**System action:** The set WAS password command did not validate the password. The password has still been saved, but no validation has been performed. The password may be incorrect.

**User response:** There are two options:

- Try a backup. If the backup performs a failover, and there is a incorrect password message in the error log, then the password that was entered is incorrect.
- Start the WAS server and rerun the set password command. Since the server is now up, validation will be performed as normal and the user notified if a good/bad password was entered.

---

**ANS1560W The WebSphere server is not running.**

**Explanation:** The WebSphere server is not running. The WAS server is running for backup operations.

**System action:** The WebSphere server is not running.

**User response:** Start the WAS server and run the backup again.

---

**ANS1562E WAS Restore failed during EAR Expansion.**

**Explanation:** EAR Expansion is performed for a WebSphere Application server after the files have been restored.

**System action:** WAS restore fails.

**User response:** Run the restore again.

---

**ANS1565E** No WebSphere EARExpander was found. Copy the EARExpander tool from the base WebSphere bin directory to the instance bin directory, then run the restore operation again.

**Explanation:** The EAR files are expanded for an instance of an Application server and the EARExpander tool does not exist in the instance bin directory.

**System action:** No WebSphere EARExpander found.

**User response:** Copy the WAS EARExpander tool from the base install's bin directory to the bin directory of the instance. Then run the WAS restore operation again, after the EARExpander tool has been copied.

---

**ANS1566E** The version of WebSphere on the machine does not match the version of WebSphere that was backed up. These versions must match for a WAS restore operation.

**Explanation:** The version of WebSphere on the machine does not match the version of WebSphere that was backed up. These versions must match for a WAS restore operation.

**System action:** The WAS restore operation fails.

**User response:** Install the correct version of WebSphere on the machine before performing the restore operation.

---

**ANS1568E** The client acceptor attempted to register its tcpport and tcpip address without using the TCPCADADDRESS option.

**Explanation:** The client acceptor sent the port and address information to the server, however, there was a problem registering the information with the server. The problem occurred because no default value for the tcpip address was provided. The server was unable to determine a default value for the tcpip address because the communication method was not tcpip.

**System action:** The server cannot register the information for the client acceptor. client acceptor processing will continue, but some functions of the client acceptor may not be working properly.

**User response:** Use TCPCADADDRESS in the client option file to indicate the proper TCP/IP address for this client acceptor.

---

**ANS1569E** The client acceptor attempted to register its tcpport and tcpip address but the TCP/IP address resolved to the loopback address and was rejected by the server.

**Explanation:** The client acceptor sent the port and address information to the server, however, there was a problem registering the information with the server. The problem occurred because the server detected that the address provided resolved to the loopback address.

**System action:** The server did not register the information for the client acceptor. client acceptor processing will continue, but some functions of the client acceptor may not be working properly.

**User response:** Use TCPCADADDRESS in the client option file to indicate the proper TCP/IP address for this client acceptor. Loopback address is not valid.

---

**ANS1570E** Registering this instance of the client acceptor with the server failed. The client acceptor process continues.

**Explanation:** The client acceptor failed to register address information to the server due to an error. The message immediately preceding this message should indicate the problem more precisely.

**System action:** The server did not register the information for the client acceptor. client acceptor processing continues, but some functions of the client acceptor might not work properly.

**User response:** Review the messages immediately preceding this message to help determine what error occurred.

---

**ANS1571E** The *time-option* option cannot be used without specifying the *date-option* option

**Explanation:** If the to/from/pit time options is specified then the corresponding to/from/pit date MUST also be specified.

**System action:** Processing stopped.

**User response:** Either remove the to/from/pit time option or add the corresponding to/from/pit date option.

---

**ANS1572E** An unexpected error was received from the server query, RC=*re tcode*.

**Explanation:** An unexpected error was received by the client. This could be caused by network problems or a programming error.

**System action:** Current operation has been cancelled.

**User response:** Verify that your communication path is functioning properly and try the operation again. If the problem persists, contact your IBM Spectrum Protect administrator for further assistance.

---

**ANS1573E FROMDATE and TODATE cannot be used with PITDATE.**

**Explanation:** The PITDATE option specifies different and conflicting date selection criteria from the FROMDATE and TODATE options. Therefore these options cannot be combined.

**System action:** The restore operation is not performed.

**User response:** Determine whether you require the functionality of PITDATE or FROMDATE and TODATE, then try the operation again. If you want to restore files as of a certain date and time, use PITDATE and PITTIME. If you want to restore files from a given range of dates, use FROMDATE, TODATE, FROMTIME, and TOTIME. Refer to the IBM Spectrum Protect client manual for your operating system for additional information about these options.

---

**ANS1574E Journal Query Failed.**

**Explanation:** The journal daemon was unable to process the requested journal query.

**System action:** Journal backup processing is interrupted.

**User response:** Retry the backup, check the journal daemon errorlog for the cause of the failure. Backup of other file systems in the domain will continue.

---

**ANS1575E Journal Daemon Communications Error.**

**Explanation:** An error occurred communicating with the journal daemon.

**System action:** Journal backup processing is interrupted.

**User response:** Retry the backup, check the journal daemon and client errorlogs for the cause of the failure.

---

**ANS1577I The Windows console event handler received a 'event' console event.**

**Explanation:** A console event was received by one of the IBM Spectrum Protect processes or programs. The following events can be received:

- Ctrl-C - This indicates either the user entered the ctrl-c sequence or that one of the Windows services was stopped.

**System action:** None.

**User response:** None.

---

**ANS1578E The specified path 'path' is not valid for backup or archive.**

**Explanation:** The specified path is a special file system or part of a special file system. Special file systems contain dynamic information generated by the operating system and should not be backed up or

archived. Refer to the IBM Spectrum Protect client manual for a complete list of special file systems for your operating system.

**System action:** Processing continues if there are other file systems to back up.

**User response:** Do not specify special file systems for backup or archive.

---

**ANS1579E GSKit function *func-name* failed with error-code: session**

**Explanation:** A GSKit function has failed with the specified error code.

**System action:** Processing stopped

**User response:** Make sure you have configured the key database for SSL communication as described in the documentation. Possible issues could be failure in TLS handshake due to client and server not agreeing on a protocol. If the problem persists, contact IBM Spectrum Protect customer support.

---

**ANS1580W An Include.Fs statement with performance algorithm set already exists for the drive specified. Do you want to replace the statement?**

**Explanation:** The user tried to create a duplicate Include.Fs entry on a drive that already has a performance algorithm associated with it. This is applicable to the Preference Editor on the MFC GUI

**System action:** The user can replace the statement with the new one or they can cancel out of this operation

**User response:** The user is prompted to replace the statement with the new one or they can say No to cancel out of this operation.

---

**ANS1581W 'object-name' was restored as 'temp-name'. A reboot is required to complete the restore.**

**Explanation:** This is a system file restored and could not be immediately replaced. The file will be replaced during the next reboot of the operating system. It is important to note that until the reboot occurs, the changes will not be in effect.

**System action:** The client restored the file with a temporary name, and instructed the operating system to replace the original file with the restored file during the next boot of the operating system.

**User response:** Reboot the machine as soon as possible after the restore operation ends.

---



---

**ANS1582E The web client is no longer supported when connecting to IBM Spectrum Protect V7.1.8 or V8.1.2 and later servers.**

**Explanation:** The web client functionality is no longer supported and is unavailable for connecting to IBM Spectrum Protect V7.1.8 or V8.1.2 and later servers.

**System action:** Processing stopped

**User response:** Use one of the other supported client interfaces to perform your IBM Spectrum Protect operations. Refer to IBM Spectrum Protect documentation for information on the supported client interfaces.

---

**ANS1583E The Hardware Utility plug-in module was not found or could not be loaded.**

**Explanation:** Processing stops.

**System action:** None.

**User response:** Run the "dsmc show plugins" command at the command-line client prompt to see the available plug-ins on the system and verify the path which is being used to load the plug-ins. If the plug-in path is available and the Hardware Utility plug-in, libPiHDW.a, is present, ensure that the LIBPATH variable is set to the Hardware product's library path. For example, LIBPTH=/usr/opt/db2\_08\_01/lib.

---

**ANS1584E Error loading system library 'libdevmapper.so' required for image operations for LVM2 volumes.**

**Explanation:** The system library libdevmapper.so required for LVM2 image operations could not be loaded. This error can occur when the library does not exist on the system, or the library is an earlier level than is required. This error also occurs when the library can not be opened by the IBM Spectrum Protect client process.

**System action:** The image operations for LVM2 volumes are not available.

**User response:** Check the installed packages and the library versions on the system. If correct versions are installed, check for access related issues. If the system does not have these libraries installed, contact your Linux OS distributor. Also, refer to Technote 1452629: <https://www.ibm.com/support/docview.wss?uid=swg21452629>

---

**ANS1587W Unable to read extended attributes for object *object-full-name* due to errno: *errno-value*, reason: *errno-explanation***

**Explanation:** The extended attributes of the object could not be read. The system set the error code *errno-value* and the reason *errno-explanation*. If the reason *errno-explanation* is either "access denied" or "permission denied", the current user does not have

permission to read the extended attributes of the object.

**System action:** The object is skipped. Processing continues with the next object.

**User response:** The error is expected if the operation tries to read extended attributes of an object that you do not own or do not have access to. If the reason indicates an input/output error, perform the file system consistency check procedure and try the operation again. If the problem persists, contact IBM technical support for further assistance.

---

**ANS1588W I/O error reading file attribute: *attr-name* for: *file-name*. errno = *errno-value*,**

**Explanation:** The attribute *attr-name* of the file *file-name* could not be retrieved. The system set the error code *errno-value*. If the reason given is "access denied," the current user does not have permission to read the file attributes.

**System action:** Processing continues without backing up the specified file attribute.

**User response:** Correct the condition causing the physical error.

---

**ANS1589W Unable to write extended attributes for object *object-full-name* due to errno: *errno-value*, reason: *errno-explanation***

**Explanation:** The extended attributes of the object could not be written. The system set the error code *errno-value* and the reason *errno-explanation*. If the reason is either "access denied" or "permission denied", the current user does not have permission to write the extended attributes of the object.

**System action:** Processing continues without restoring the extended attributes.

**User response:** The error is expected if the operation tries to write extended attributes to an object that you do not own or do not have access to. If the reason indicates an input/output error, perform the file system consistency check procedure and retry the operation. If the problem persists, contact IBM technical support for further assistance.

---

**ANS1590W I/O error writing file attribute: *attr-name* for: *file-name*. errno = *errno-value*,**

**Explanation:** The attribute *attr-name* of the file *file-name* could not be set. The system set the error code *errno-value*. If the reason given is "access denied," the current user does not have permission to set the file attributes.

**System action:** Processing continues without restoring the specified file attribute.

**User response:** Correct the condition causing the physical error.

---

**ANS1592E Failed to initialize SSL protocol.**

**Explanation:** The process was unable to initialize the SSL protocol. This could be because the node is in a strict 'sessionsecurity' state and the client certificate key database could not be found.

**System action:** Processing stopped

**User response:** Check for GSKit related messages in the error log. Make sure you have configured the key database for SSL communication as described in the documentation. You must manually import the client certificate by using the dsmcert utility. If the problem persists, contact IBM Spectrum Protect customer support.

---

**ANS1593E Cannot open the key database.**

**Explanation:** The process was unable to open the keyfile that is expected to contain the server certificate for SSL communications.

**System action:** Processing stopped

**User response:** Make sure you have configured the key database for SSL communication as described in the documentation. If the problem persists, contact IBM Spectrum Protect customer support.

---

**ANS1594E The key database password is incorrect or unavailable.**

**Explanation:** The client was unable to open the certificate key database using the stored password, or the stored password could not be read.

**System action:** Processing stops.

**User response:** Make sure that you configure the key database for SSL communication as described in the Client Installation and User's Guide. Also make sure that the stash file, dsmcert.sth, is readable by the current user.

---

**ANS1595E Bad server certificate.**

**Explanation:** The process was unable to open SSL connection to server because of a bad certificate. This error usually occurs when the server certificate cannot be verified by the client.

**System action:** Processing stopped

**User response:** Make sure you have configured the key database for SSL communication as described in the documentation. Make sure to import the correct certificate from the IBM Spectrum Protect server you are trying to connect to.

---

**ANS1596E SSL protocol is not supported.**

**Explanation:** SSL protocol is not supported on this platform.

**System action:** Processing stopped

**User response:** Refer to IBM Spectrum Protect documentation for the list of supported platforms.

---

**ANS1597E The -pick and -deltype=all options are not valid together.**

**Explanation:** -deltype=all is used to delete an entire directory tree. You cannot use -pick to select individual objects from the tree. -pick is valid only with -deltype=active or -deltype=inactive.

**System action:** Processing stopped.

**User response:** Try the operation again with a valid combination of options.

If you want to delete an entire tree, use -deltype=all, but do not use -pick.

If you want to select which backup versions to delete, specify -deltype=active or -deltype=inactive, and use the -pick option. Also use -subdir=yes if you want the file selection to include files in subdirectories of the file specification.

See the client manual or command line help for additional information.

---

**ANS1598E -deltype=all is not valid for this file specification.**

**Explanation:** -deltype=all is used to delete an entire directory tree. You must specify a fully wildcard directory when using -deltype=all.

**System action:** Processing stopped.

**User response:** Try the operation again with a valid combination of options.

If you want to delete all backup versions of an entire directory tree, use -deltype=all and a fully wildcarded file specification.

If you want to delete backup versions of partially qualified file names, use -deltype=inactive or -deltype=active. Also use -subdir=yes if you want to delete backup versions in subdirectories of the file specification.

See the client manual or command line help for additional information.

---

**ANS1599E Cannot load SSL runtime library.**

**Explanation:** IBM Spectrum Protect failed to dynamically load SSL runtime library necessary for SSL protocol

**System action:** Processing stopped

**User response:** Make sure IBM Spectrum Protect client is properly installed. Try to reinstall the client software.

If the problem persists, contact IBM Spectrum Protect customer support.

---

**ANS1600E    Unable to load the Data Protection for Lotus Domino library.**

**Explanation:** The Data Protection for Lotus Domino library could not be loaded.

**System action:** Processing ends.

**User response:** Ensure that Domino plugin is properly configured and check the error log on the client machine for more information.

---

**ANS1601E    The Domino plugin operation failed because of an internal error.**

**Explanation:** A Domino plugin internal error has occurred.

**System action:** Processing ends.

**User response:** Check the error log on the client machine for more information.

---

**ANS1602E    The Domino plugin operation failed because the preferences file was not found.**

**Explanation:** The Data Protection for Lotus Domino preference file could not be found.

**System action:** Processing ends.

**User response:** The Data Protection for Lotus for Domino configuration file (default name domdsm.cfg) could not be found. Check the error log on the client machine for more information.

---

**ANS1603E    The Domino plugin operation failed because of an internal TCP/IP error.**

**Explanation:** A TCP/IP error has occurred.

**System action:** Processing ends.

**User response:** Check the error log on the client machine for more information.

---

**ANS1604E    The Domino plugin operation failed trying to start the dsmdomp address space.**

**Explanation:** The dsmdomp address space could not be started. This is probably an installation error.

**System action:** Processing ends.

**User response:** Ensure that the lotus/bin directory has a symbolic link to the tools directory for dsmdomp and the lotus/notes directory has a symbolic link to the dsmdomp executable. If the problem persists, contact your System Administrator for further assistance.

---

**ANS1605E    The Domino plugin operation failed while initializing communications with the dsmdomp address space.**

**Explanation:** The Domino plugin communication initialization failed.

**System action:** Processing ends.

**User response:** The dsmdomp address space failed during its initialization. This is likely to be an installation error. Ensure that the lotus/bin directory has a symbolic link to the tools directory for dsmdomp and the lotus/notes directory has a symbolic link to the dsmdomp executable. If the problem persists, contact your System Administrator for further assistance.

---

**ANS1606E    The Domino plugin operation failed while starting up the dsmdomp address space.**

**Explanation:** The dsmdomp address space could not be started.

**System action:** Data Protection for Domino processing stops.

**User response:** The dsmdomp address space failed during its initialization. This is likely to be an installation error. Ensure that the lotus/bin directory has a symbolic link to the tools directory for dsmdomp and the lotus/notes directory has a symbolic link to the dsmdomp executable. Examine the file /tmp/dsmdomp\* for more information. If the problem persists, contact your System Administrator for further assistance.

---

**ANS1607E    A plugin found in the plugins library is not supported by the current level of the IBM Spectrum Protect client.**

**Explanation:** The plugin is not loaded, and processing continues.

**System action:** The plugin is not loaded, and processing continues.

**User response:** This probably is an installation error. Ensure that the plugins directory contains valid plugin libraries, and that the correct level of the IBM Spectrum Protect client has been installed. If the problem persists, contact your System Administrator for further assistance.

---

**ANS1608E    Domino plugin operation failed with the following message:**  
*message*

**Explanation:** A Domino plugin operation error occurred.

**System action:** Processing ends.

**User response:** Correct the error that caused the operation to fail.

---

**ANS1609E**    **Domino plugin process failed. The following messages are associated with the error.**  
*message.*

**Explanation:** A Domino plugin operation error occurred.

**System action:** Processing ends.

**User response:** Correct the error that caused the operation to fail.

---

**ANS1611E**    **A plugin operation failed because of an internal error.**

**Explanation:** A plugin internal error has occurred.

**System action:** The plugin operation stops.

**User response:** If the error persists, run with tracing enabled and contact your System Administrator and IBM for further assistance.

---

**ANS1612E**    **The Domino plugin operation failed because of a IBM Spectrum Protect API error.**

**Explanation:** An IBM Spectrum Protect API error occurred .

**System action:** Processing ends.

**User response:** Check error log on the client machine for more information.

---

**ANS1613E**    **>Could not load the IBM Spectrum Protect API.**

**Explanation:** The IBM Spectrum Protect API could not be loaded.

**System action:** Processing ends.

**User response:** Check error log on the client machine for more information.

---

**ANS1614E**    **The Domino plugin 'Try and Buy' license has expired.**

**Explanation:** The 'Try and Buy' license that was detected has expired.

**System action:** Processing ends.

**User response:** This product is no longer valid for use. A valid license must be obtained before running the product.

---

**ANS1615E**    **The Domino plugin operation failed due to a license error.**

**Explanation:** Domino plugin license verification failed.

**System action:** Processing ends.

**User response:** Check the error log for further information.

---

**ANS1616E**    **The Domino plugin operation failed because the Lotus Domino API could not be loaded.**

**Explanation:** The Lotus Domino API could not be loaded.

**System action:** Processing ends.

**User response:** Ensure the Lotus Domino Server is installed correctly.

---

**ANS1617E**    **The Domino plugin operation failed because of a Data Protection for Domino API error.**

**Explanation:** A Data Protection for Domino API error occurred during a Domino plugin operation.

**System action:** Processing ends.

**User response:** For more details, view the following IBM Spectrum Protect error logs.

The API error log (dsierror.log) and the log of Data Protection for Domino activity (domdsm.log). The default location of these logs is the Data Protection for Domino installation directory.

The backup-archive client error log (dsmerror.log), the web client error log (dsmwebcl.log), and the log of scheduler activite (dsmsched.log). The default location of these logs is the backup-archive installation directory.

---

**ANS1618E**    **A Domino plugin operation is already in progress. Please wait for operation to complete.**

**Explanation:** A Domino plugin operation is in progress.

**System action:** The Domino plugin operation stops.

**User response:** Please wait for the Domino plugin operation to complete before starting a new Domino plugin operation.

---

**ANS1619E**    **The IBM Spectrum Protect application client cannot work with the version of the Domino plugin you have installed.**

**Explanation:** The version of the Domino plugin currently installed on the system is older than the

version used to build the IBM Spectrum Protect application client.

**System action:** Processing ends.

**User response:** Install a version of the Domino plugin at or later than the level of the IBM Spectrum Protect application client.

---

**ANS1621E** Failed to update backup attributes on server for local backup for *'file\_space\_namepath\_namefile\_name'*, object id - *'object\_id':object\_id* return code *'return\_code'*.

**Explanation:** The process failed to update attributes for the named backup object on the server. The server may not reflect correct state of the backup.

**System action:** Processing continues.

**User response:** Check preceding error messages in error log for more information. Retry the operation. If problem continues, contact your IBM Spectrum Protect administrator.

---

**ANS1622I** Number of backup objects cleaned up on server: *'number'* number of local snapshot resources made available *:'number'*.

**Explanation:** While performing consistency check for server's database and the local repository maintained on the client system, reported inconsistencies were found. Inconsistent backups cannot be restored, therefore IBM Spectrum Protect deletes all inconsistent backup objects and frees the space occupied in the local repository.

**System action:** Processing continues.

**User response:** Check error log for further details on which objects on server were deleted. If numbers look unusually high check your configuration and if it continues, contact your IBM Spectrum Protect administrator.

---

**ANS1623W** Backup of NSF DB2 database was skipped. NSF DB2 databases not supported.

**Explanation:** This version of DP for Domino plugin does not support NSF DB2 databases.

**System action:** Backup of NSF DB2 databases is skipped.

**User response:** Exclude NSF DB2 databases from backup.

---

**ANS1624E** *'value'* is an invalid value for option *'option'* for *'command'* command

**Explanation:** The specified option value is not valid in this context.

**System action:** The operation was stopped

**User response:** Specify a valid value for the option. Consult documentation for valid values.

---

**ANS1626E** An unexpected error was encountered when processing a IBM Spectrum Protect operation using a hardware or snapshot function.  
**IBM Spectrum Protect function name :** *function-name*  
**IBM Spectrum Protect function :** *function-desc*  
**IBM Spectrum Protect return code :** *TSM-rc*  
**IBM Spectrum Protect file :** *file-name* (*line-number*)

**Explanation:** None.

**System action:** Processing stops.

**User response:** Contact the IBM Spectrum Protect administrator with the information provided in this message.

---

**ANS1632I** *'option name'* not specified, defaults to *'default value'*

**Explanation:** A value for the option is not specified, default value will be used.

**System action:** The operation continues using default value for the option

**User response:** To override the default, specify a valid value for the option. Consult documentation for valid values.

---

**ANS1647E** *'input spec'*: Invalid input specification format.

**Explanation:** The specified input for this command is invalid.

**System action:** The operation stops.

**User response:** Verify that the syntax specified with the parameter is correct.

---

**ANS1648W** PREViewsize option value is greater than the specified stub size.

**Explanation:** The PREViewsize CLI option value specified must not be greater than the stub size for the file.

**System action:** Operation stopped. File skipped.

**User response:** Change the value of the PREViewsize accordingly.

---

**ANS1649E**    **The option 'specified-option' is inconsistent with the option 'other-option'.**

**Explanation:** The command failed because the the two options cannot be used at the same time.

**System action:** The command is stopped.

**User response:** Run the command and do not specify both options.

---

**ANS1650I**    **Command:** *command-string*

**Explanation:** The command string listed in the message was issued by the backup-archive client.

**System action:** This message is for auditing purposes only.

**User response:** This message is for auditing purposes only.

---

**ANS1651I**    **Backed Up:** *fshlll*

**Explanation:** The backup operation for the object was successful.

**System action:** This message is for auditing purposes only.

**User response:** This message is for auditing purposes only.

---

**ANS1652I**    **Archived:** *fshlll*

**Explanation:** The archive operation for the object was successful.

**System action:** This message is for auditing purposes only.

**User response:** This message is for auditing purposes only.

---

**ANS1653I**    **Updated:** *fshlll*

**Explanation:** The update operation for the object was successful.

**System action:** This message is for auditing purposes only.

**User response:** This message is for auditing purposes only.

---

**ANS1654E**    **Failed:** *fshlll*

**Explanation:** The **backup, archive, restore** or **retrieve** operation for the object failed.

**System action:** This message is for auditing purposes only.

**User response:** This message is for auditing purposes only. For information about the failure refer to the backup-archive Client error log.

---

**ANS1655I**    **Restored:** *fshlll*

**Explanation:** The restore operation for the object was successful.

**System action:** This message is for auditing purposes only.

**User response:** This message is for auditing purposes only.

---

**ANS1656I**    **Retrieved:** *fshlll*

**Explanation:** The retrieve operation for the object was successful.

**System action:** This message is for auditing purposes only.

**User response:** This message is for auditing purposes only.

---

**ANS1657I**    **Expired:** *fshlll*

**Explanation:** The active version of the object was expired in the IBM Spectrum Protect database.

**System action:** This message is for auditing purposes only.

**User response:** This message is for auditing purposes only.

---

**ANS1658I**    **Deleted:** *fshlll*

**Explanation:** The object was deleted from the IBM Spectrum Protect database.

**System action:** This message is for auditing purposes only.

**User response:** This message is for auditing purposes only.

---

**ANS1659I**    **Skipped:** *fshlll*

**Explanation:** The object was skipped by the user during backup or archive processing.

**System action:** This message is for auditing purposes only.

**User response:** This message is for auditing purposes only.

---

**ANS1660I**    **Excluded:** *fshlll*

**Explanation:** The object was excluded from backup or archive processing.

**System action:** This message is for auditing purposes only.

**User response:** This message is for auditing purposes only.

---

**ANS1661I**    **Unchanged:** *fshlll*

**Explanation:** The object has not changed since the last incremental backup was performed and does not need to be resent.

**System action:** This message is for auditing purposes only.

**User response:** This message is for auditing purposes only.

---

**ANS1662I**    **Agent Node:** '*agent\_node*' **Target Node:** '*target\_node*'

**Explanation:** Proxy nodes information.

**System action:** None

**User response:** None

---

**ANS1663W**    **The option fractional reserve on volume**  
*vol\_name* **was reduced to less than 100 percent.**

**Explanation:** Network Appliance strongly recommends that when the fractional reserve is set to less than 100 percent you actively monitor space consumption and the rate of change of data in the volume to ensure you do not run out of space reserved for overwrites. In that case, if you run out of overwrite reserve space, writes to the active file system fail and the host application or operating system might crash.

**System action:** Process continues.

**User response:** Ensure that you monitor the space consumption. Consult Network Appliance for tools to monitor available space in your volumes.

---

**ANS1664E**    **The snap restore for volume** *volname* **with snapshot name** *snapname* **would destroy later snapshots that are required for other applications or for volume clones.**

**Explanation:** ONTAP will delete newer snapshots of a volume when a specific snapshot is used for snap restore.

**System action:** Process stops.

**User response:** Prior to a snap restore, ensure that newer snapshots are not used in other applications or in volume clones.

---

**ANS1665W**    **IBM Spectrum Protect for ACS did not find any snapshots for volume** *volname* **on the N series filer.**

**Explanation:** No snapshots were found for this volume on the N series filer.

**System action:** Process continues.

**User response:** None.

---

**ANS1666W**    **IBM Spectrum Protect for ACS did not find any information about the N series volume** *volname*.

**Explanation:** The query for information about this volume did not return any data.

**System action:** Process continues.

**User response:** None.

---

**ANS1667E**    **The snapshot name** *snapname* **for volume** *volname* **was not found in the snapshot list on the N series filer.**

**Explanation:** Snapshot identified by this name does not exist.

**System action:** Process stops.

**User response:** None.

---

**ANS1668E**    **The '*drive-name1*' is not a local disk.**

**Explanation:** The specified file system is network disk or network share. Because the CLUSTERNODE option is set to YES, the file system cannot be backed up or archived.

**System action:** Processing stops.

**User response:** If the CLUSTERNODE option is incorrectly set to YES, then change the option to NO and try the operation again. Otherwise see the client manual for further information about configuring the IBM Spectrum Protect client to run in a cluster environment.

---

**ANS1669W**    **The command** *subcommand* **command can only be run in Windows WinPE mode.**

**Explanation:** The *command subcommand* command is not supported on a currently running operating system. You must reboot to Windows WinPE mode to run this command.

**System action:** The command is not processed.

**User response:** None.

---

**ANS1670E** The file specification is not valid. Specify a valid Network Appliance or N-Series NFS (AIX, Linux) or CIFS (Windows) volume.

**Explanation:** The file specification is not valid. Incremental backup using snapshot difference using the -SNAPDIFF option can only be performed on Network Appliance or N-Series NFS volumes on AIX and Linux, and on CIFS volumes on Windows. Do not specify either Network Appliance or N-Series Qtrees or a path within the Network Appliance or N-Series volume. Only full volumes are supported.

**System action:** Processing stops.

**User response:** Retry the incremental backup operation using the -SNAPDIFF option. Specify a valid Network Appliance or N-Series NFS volume on AIX or Linux, or a CIFS volume on Windows.

---

**ANS1672I** Could not take the cluster resource *resource name* offline. MS rc *retcode*. Error is ignored.

**Explanation:** Microsoft recommends taking the cluster resources offline during an authoritative cluster database restore. However, the restore can still be done if the resources cannot be taken offline. The error is ignored.

**System action:** Processing continues.

**User response:** No action.

---

**ANS1673W** Cluster service on node *node name* could not be started. You must manually start the service.

**Explanation:** The cluster database has been restored. During the restore, the cluster service was taken offline. IBM Spectrum Protect failed to restart the cluster service.

**System action:** Processing continues.

**User response:** You can manually start the service for this node.

---

**ANS1674I** The cluster database has been restored but the cluster service on some nodes could not be started. Use the Failover Cluster Management tool to manually start the nodes.

**Explanation:** The cluster database has been restored. During the restore, the cluster services were taken offline except for the node being restored. IBM Spectrum Protect failed to automatically start these cluster services. You need to start them manually. The nodes whose services failed to start are logged in the client error log.

**System action:** Processing continues.

**User response:** You can manually start the cluster services.

---

**ANS1675W** Unable to obtain a list of cluster nodes to restart after the cluster database is restored. The call '*cmd*' returned with MS rc *retcode*. You must restart the cluster service on all the nodes after the restore is finished.

**Explanation:** Due to an error, IBM Spectrum Protect could not retrieve a list of nodes in the cluster to restart. The cluster services on these nodes need to be started manually. The client error log might contain additional information depending on where the failure occurred.

**System action:** Processing continues.

**User response:** Manually start the cluster services on all nodes.

---

**ANS1676W** You are doing an authoritative cluster database restore. The process may seem to be hang before and after the file is restored. This is because it may need to start the cluster service if it is not up and take all the resources offline. After the cluster database is restored, the cluster service will be restarted for changes to be in effect. The cluster service on all other nodes also have been shutdown. They will be restarted. This may take a few minutes.

**Explanation:** The restore will seem to be paused at time because before the restore, IBM Spectrum Protect ensures the cluster service is up on the restoring node and all the resources are taken offline. After the cluster database is restored, the cluster service on the restoring node is in a paused state. The cluster service on other nodes were shutdown. All services need to be retarted. If some of the services cannot be started automatically, you can try to restart them.

**System action:** Processing continues.

**User response:** No action.

---

**ANS1677W** IBM Spectrum Protect failed to set the disks for quick formatting because of an error. See the error log for more details. The disks will be slow formatted which will cause a slower restore process.

**Explanation:** By default, IBM Spectrum Protect tries to set the QuickFormat value of the HKEY\_LOCAL\_MACHINE\SOFTWARE\Microsoft\Windows NT\CurrentVersion\ASR\RestoreSession key to perform quick formatted on all the disks. Due to an error, a slow format will be performed on the re-creation of the disks. This process will cause a slower restore process.



**System action:** None

**User response:** None

#### ANS1678E ASR path '*path*': not found.

**Explanation:** You have specified a directory that does not exist.

**System action:** Processing stops.

**User response:** Recheck all spelling and punctuation, particularly the placement of directory delimiters (for example, "\"). Correct the syntax if it is incorrect, then retry the operation.

#### ANS1679W Updating the registry to identify which volumes have been restored has failed. This does not affect the volumes that have already been restored. See the error log for more details. The error is being ignored and processing continues.

**Explanation:** After restoring the critical volumes, IBM Spectrum Protect tries to update the RestoredVolumes value of the HKEY\_LOCAL\_MACHINE\SOFTWARE\Microsoft\Windows NT\CurrentVersion\ASR\RestoreSession key to indicate which volumes have been restored. Due to an error accessing the registry, the error is logged but processing continues.

**System action:** Processing continues.

**User response:** None

#### ANS1680E Snapshot Differential Backup is only available for data protection (SnapVault or SnapMirror) volumes. Volume '*NetApp-Volume*' is not a SnapVault or SnapMirror volume.

**Explanation:** The NetApp License only allows using snapshot differencing for data protection (SnapVault or SnapMirror) volumes.

**System action:** The command is not processed.

**User response:** None.

#### ANS1681E DSM\_DIR was not set and the ASRFILESPATH option was not specified.

**Explanation:** The ASR files can be in put in the DSM\_DIR path by default or overridden with the ASRFILESPATH option. Either one is being set.

**System action:** Processing stops.

**User response:** Set the DSM\_DIR environment variable or specify the ASRFILESPATH option on the "RESTORE MACHINEASR" command.

#### ANS1682E Volume '*NetApp-Volume*' is a read only data protection (SnapMirror or SnapVault) volume. Snapshot Differential Backup snapshots cannot be created on a read only volume, the USEEXISTINGBASE and DIFFSNAPSHOT=latest options must be specified to select existing snapshots for use by the backup.

**Explanation:** The specified NetApp volume is read only which prohibits snapshots used by Snapshot Differential Backup from being created. The USEEXISTINGBASE and DIFFSNAPSHOT=latest options specify using existing snapshots and may be used in conjunction with the BASESNAPSHOTNAME and DIFFSNAPSHOTNAME options.

**System action:** The command is not processed.

**User response:** Use appropriate options for specifying existing snapshots.

#### ANS1684W Disk Full Error Accessing Subfile Cache: *exception-name*

**Explanation:** A disk full error occurred attempting to access or write to the specified subfile cache file during a subfile incremental backup. See the client error log for more detailed information.

**System action:** Processing continues without subfile.

**User response:** None.

#### ANS1685E Incremental backup operation using snapshot difference is only available for N series/NetApp filer volumes, is not a NetApp volume.

**Explanation:** Cannot perform NAS NFS/CIFS incremental backup operation using snapshot difference on the mounted or mapped volume because the volume is not a N series/NetApp filer volume.

**System action:** Processing stops.

**User response:** Retry the incremental backup operation by specifying an entire NAS NFS or CIFS volume.

#### ANS1686I Single Instance Store link '*file-name*' will be restored or retrieved as a normal file.

**Explanation:** IBM Spectrum Protect restores Single Instance Store (SIS) links as normal files. If the restored version is a duplicate of the copy in the SIS Common Store, then the SIS Groveler will eventually recreate the SIS link.

**System action:** The process creates normal files instead of the reparse point.

**User response:** None

---

**ANS1687E** VSS Instant Restore operation failed. Please examine the IBM Spectrum Protect client error log file (DSMERROR.LOG), the Windows Application Event Log, the Windows System Event Log, and the VSS provider log file (if applicable) for more details. Consult the VSS provider documentation for the meaning of the error return code.

**Explanation:** VSS hardware provider failed while performing volume-level copy restore operation.

**System action:** Processing stopped.

**User response:** Attempt to determine the source of the error by examining the Application Client log file, the client error log file (DSMERROR.LOG), the Windows Application Event Log, the Windows System Event Log, and the VSS provider log file, if applicable. Additional instructions for Windows VSS operations are located in the IBM Spectrum Protect Problem Determination Guide. Correct the problem and retry the operation. If this error persists, contact your service representative.

---

**ANS1688I** Sparse attributes for '*file-name*' cannot be backed up correctly because the volume from which the file is backed up does not support sparse files.

**Explanation:** If the volume from which a file is backed up does not support sparse files, then the allocated ranges for the sparse file cannot be backed up. This is true even if a file has its sparse attribute set. One example where this can occur is if a sparse file is created on a NAS volume, but the volume is backed up over CIFS, where CIFS does not support sparse files.

**System action:** The sparse attribute and allocated ranges for the file are not backed up. If the file is restored, the restored file will not be sparse.

**User response:** No action is required if you do not need the sparse attribute and allocated ranges backed up.

If you require backup of the file's sparse attribute and allocated ranges, then the volume from which IBM Spectrum Protect backs up the file must support sparse files.

---

**ANS1689E** The registry was not updated after VSS ASR restore.

**Explanation:** An error occurred while updating the registry after VSS Automated System Recovery (ASR). Check dsmerror.log for more information.

**System action:** Processing stops.

**User response:** Ask your system administrator to check the error log.

---

**ANS1690E** Snapshot Differential Backup is only available for data protection (SnapVault or SnapMirror) volumes. Volume '*NetApp-Volume*' is not a SnapVault or SnapMirror volume.

**Explanation:** The NetApp licensing agreement for using snapshot differencing only allows backing up data protection (SnapVault or SnapMirror) volumes.

**System action:** Processing stopped.

**User response:** none

---

**ANS1691I** The option '*option*' that was found in the options file '*file-name*' at the line number: *number* is not supported and will be ignored by the client.

**Explanation:** The specified option is valid but not supported on the current platform and will be ignored by the client.

**System action:** Processing continues.

**User response:** You can ignore the message or remove the option from the option file.

---

**ANS1692E** The certificate is not trusted.

**Explanation:** The client was unable to open SSL connection to the server because the server certificate was not trusted.

**System action:** Processing stopped

**User response:** Make sure that you have configured the key database for SSL communication as described in the documentation. If the IBM Spectrum Protect server is using a self-signed certificate, make sure that you import the correct certificate from the server you are trying to connect to. When the server is using a certificate signed by an authority, make sure that the root certificate of the authority is imported into the client key database.

---

**ANS1693E** The certificate validity period is incorrect.

**Explanation:** The client was unable to open an SSL connection to the server because the certificate validity period is incorrect.

**System action:** Processing stopped

**User response:** Report this to the IBM Spectrum Protect server administrator. The server must have the correct certificate installed.

---

**ANS1694E** The certificate identity could not be verified.

**Explanation:** The process was unable to open an SSL connection to the server because the certificate identity could not be verified. This happens when the certificate ownership information does not match the IBM Spectrum Protect domain name or IP address.

**System action:** Processing stopped

**User response:** Make sure that the server domain name or the IP address (the value of the

**TCPSEVERADDRESS** option) is correct. If the problem persists, report it to your IBM Spectrum Protect server administrator.

---

**ANS1695E** The certificate is not valid.

**Explanation:** The process was unable to open an SSL connection to the server because of an invalid certificate. The client was unable to determine the exact cause of the failure.

**System action:** Processing stopped

**User response:** Further analysis of the server certificate, the client key database, or both, is needed. Refer to IBM Spectrum Protect documentation for more information.

---

**ANS1696E** Only root can perform this action.

**Explanation:** User must be root to perform this action.

**System action:** Processing stopped.

**User response:** Log in as root and try the operation again.

---

**ANS1698I** The option '*option\_name*' that was found in the command is not supported and will be ignored by the client.

**Explanation:** The specified option is valid but not supported on the current platform and will be ignored by the client.

**System action:** Processing continues.

**User response:** Remove the specified option from the command line, and try again.

---

**ANS1700W** Database '*database*' (save date=*date*) was successfully recovered.

**Explanation:** The specified database (which was saved on the specified date) was successfully recovered.

**System action:** The specified database was recovered with the last saved version.

**User response:** none.

---

**ANS1704W** Option '*option-name*' can not be supplied by application and is ignored.

**Explanation:** An API application supplied option. The option cannot be specified by an application. The option can be specified only in the `dsm.sys` options file.

**System action:** The supplied option is ignored. Processing continues.

**User response:** Correct the application configuration.

---

**ANS1705E** System Writers *writersname* do not exist.

**Explanation:** These writers are an essential part of the operating system. When they are not available the backup will complete successfully but the data for those writers will not get backed up to the IBM Spectrum Protect server. This can result in the computer not booting after a restore of the system state.

**System action:** System state backup stopped.

**User response:** Verify that these writers exist using '`vssadmin list writers`' command. Try the operation again. If the problem persists, contact your system administrator or IBM Spectrum Protect administrator for further help.

---

**ANS1706E** Error creating directory '*directory*'.

**Explanation:** The system was unable to create the specified directory.

**System action:** Processing terminates.

**User response:** Verify that the system has the appropriate permissions to create this directory, and then restart the operation.

---

**ANS1707E** Hard link '*new-file-name*' could not be created for existing file '*exist-file-name*'.  
Microsoft Windows return code:  
'*windows-return-code*' '*windows-error-text*'

**Explanation:** Some system state files are hard links that point to another file. During system state restore, IBM Spectrum Protect recreates the hard links for restored system state files. If a file with the same name as the hard link already exists at the time of the restore, IBM Spectrum Protect attempts to replace the file with the hard link.

This message is issued when IBM Spectrum Protect is unable to replace an existing file with a hard link. The message includes the hard link name, the system state file name to which the hard link points and the Microsoft Windows return code information. The return code information indicates why the file could not be replaced.

It is possible for the operating system or applications to behave erratically if the hard link cannot be recreated.

**System action:** The hard link is skipped, system state restore continues.

**User response:** Use the Microsoft Windows return code information provided in the message to determine the underlying cause of the error. Based on the underlying cause of the error and the reason you are restoring the system state, you can choose to either correct the underlying cause and perform the restore again, or you can attempt to manually create the hard link. Because this error message represents an unusual and unexpected condition, you should give careful consideration to the potential consequences of either choice.

The hard link can be created manually as follows: Rename the file that has the same name as the hard link. Then use the Microsoft Windows utility fsutil.exe as follows:

```
FSUTIL HARDLINK CREATE hardlinkname
originalfilename
```

---

**ANS1708E Backup operation failed. Only a root user can do this operation.**

**Explanation:** Backups initiated by non-root users are disabled by IBM Spectrum Protect administrator.

**System action:** The operation stops.

**User response:** Request the IBM Spectrum Protect administrator to enable non-root backups.

---

**ANS1710I Rebound: fshlll**

**Explanation:** The active version of the object was rebound to a MC in the IBM Spectrum Protect database.

**System action:** This message is for auditing purposes only.

**User response:** This message is for auditing purposes only.

---

**ANS1711E Unable to access disk 'disk name' of VM 'vmname' during backup.**

**Explanation:** The client is unable to access the VM disk. In case of an offload backup, this might happen if an RDM disk exists in the VM and is not accessible on the auxiliary ESX host.

**System action:** The virtual machine is not backed up.

**User response:** Ensure that the VM disk is accessible on the ESX.

---

**ANS1712W Operation on snapshot of a snapshot volume 'uncVolumePath' is not supported for the disk provider type 'LUN-provider-name' (LUN-provider-type).**

**Explanation:** Functionality is not available on this type of LUN.

**System action:** Operation continues.

**User response:** Delete manually the LUN on the storage device or subsystem.

---

**ANS1715E A file space already exists for virtual machine (VM\_name), but with a different virtual machine UUID (VM\_UUID) than the current virtual machine UUID (VM\_UUID).**

**Explanation:** A virtual machine with this name was backed up, and it has a different virtual machine UUID than the virtual machine that is backed up now. This can occur if there are two virtual machines with the same name that are backed up to the same data center node name. In this case, the backup can not continue because the backup-archive client uses the virtual machine name to uniquely reference the virtual machine on the IBM Spectrum Protect server.

This can also occur if the virtual machine UUID changed after a previous backup operation. This is the case after the following events:

1. Virtual machine VM\_1 backed up.
2. Virtual machine VM\_1 is restored with a new name: VM\_2. A new UUID is assigned to VM\_2.
3. Virtual machine VM\_1 is deleted.
4. Virtual machine VM\_2 is renamed to VM\_1.

**System action:** The backup of this virtual machine fails. The backup process can continue with other virtual machines.

**User response:** If there are two or more virtual machines with the same name in the data center inventory, you can complete either of the following actions:

- Rename the virtual machines so that all names in the data center inventory are unique.
- Backup up virtual machines with the same name to different IBM Spectrum Protect servers.

If the VM's UUID changed, run a **BACKUP VM** command with **VMBACKUPUPDATEGUID** option. The **VMBACKUPUPDATEGUID** option updates the UUID on the IBM Spectrum Protect server.

---

**ANS1716E A VMware vStorage web service task timed-out.**

**Explanation:** The IBM Spectrum Protect client timed-out waiting for VMware vCenter or ESX host to complete a requested web service task. Resources could be low or the system could be busy.

**System action:** Processing stopped

**User response:** Please check the VMware vCenter or ESX host for errors.

---

**ANS1717E** A VMware vStorage web service task failed.

**Explanation:** A VMware vCenter or ESX host web service task failed.

**System action:** Processing stopped

**User response:** Please check the VMware vCenter or ESX host for errors.

---

**ANS1729E** The passed file list '*file-list*' is not a valid input file list.  
Pass standard file list or collection file list to the dsmrecall command.

**Explanation:** User has passed a invalid file list type to the dsmrecall command

**System action:** Processing stopped

**User response:** pass standard file list or collection file list to dsmrecall command.

---

**ANS1730E** The IBM Spectrum Protect server query for ordering information failed.

**Explanation:** Tape optimized recall was not able to retrieve ordering information from the IBM Spectrum Protect server.

**System action:** Processing stopped

**User response:** Check the connection to the IBM Spectrum Protect server to see if the IBM Spectrum Protect server is available and you have the correct access rights configured.

---

**ANS1731E** Tape optimized recall for file list '*file-list*' failed with rc = *code*.

**Explanation:** Tape optimized recall was not able to retrieve ordering information from the IBM Spectrum Protect server.

**System action:** Processing stops.

**User response:** Check all error messages above this message to get details about the problem.

---

**ANS1732W** File '*file*' is from a different file system. writing file to list of unprocessed files: '*file-list*'.

**Explanation:** The dsmrecall command specifies a file system to process. Files from other file systems are skipped and written into a unprocessed list.

**System action:** File is skipped and information is written to a list of unprocessed files

**User response:** Check that all files in the input file list are from the correct file system.

---

**ANS1733I** A collection file was specified '*file-list*'  
The ordering process is skipped.

**Explanation:** A collection file was passed as the input file list. Ordering is not necessary since it the file is already ordered. Only the recall is started.

**System action:** The ordering processed is not started, only recall started.

**User response:** No further action needed.

---

**ANS1734W** The virtual machine '*VM-name*' contains one or more independent disks.  
Backups are not supported in this configuration. Specify the '*-vmprocessvmwithindependent=yes*' option to exclude these disks from the backup.

**Explanation:** Independent disks are not affected by snapshots so the IBM Spectrum Protect client does not support backing them up.

**System action:** The virtual machine is not backed up.

**User response:** Turn off the virtual machine and change the disk independent mode or remove them from the virtual machine. Or specify the '*-vmprocessvmwithindependent=yes*' option to exclude these disks from the backup.

---

**ANS1735W** The virtual machine '*VM-name*' contains one or more physical Raw Device Mappings (RDMs). Backups are not supported in this configuration. Specify the '*-vmprocessvmwithprdm=yes*' option to exclude these disks from the backup.

**Explanation:** Physical RDMs are not included in snapshots so the IBM Spectrum Protect client does not support backing them up.

**System action:** The virtual machine is not backed up.

**User response:** Turn off the virtual machine and change the RDMs to virtual mode or remove them from the virtual machine. Or specify the '*-vmprocessvmwithprdm=yes*' option to exclude these disks from the backup.

---

**ANS1736W** The virtual machine '*VM-name*' cannot be backed up because it contains one or more disks of an unsupported type.

**Explanation:** IBM Spectrum Protect does not support virtual machines with unsupported disk types.

**System action:** The virtual machine is not backed up.

**User response:** Convert unsupported disks to a supported type, or remove the unsupported disks from the virtual machine, or exclude the virtual machine from backup.

**ANS1737E The PRESNAPSHOTCMD command failed.**

**Explanation:** The command specified by the PRESNAPSHOTCMD option must complete successfully in order to perform the VSS snapshot backup. If the command completed with a return code of 0 (zero), it is considered to have completed successfully. If the command completed with any other return code, it is considered to have failed. If the command failed then the VSS snapshot backup is not performed.

**System action:** The client does not perform the VSS snapshot backup operation.

**User response:** Identify and repair the problem that caused the command to fail. If a non-zero return code is normal for this command, consider wrapping the command in a script that always exits with a return code of zero.

**ANS1738W The POSTSNAPSHOTCMD command failed.**

**Explanation:** If the command specified by the POSTSNAPSHOTCMD option completed with a non-zero return code, the VSS snapshot backup operation continues. The operation continues with a warning-level result. The result of the POSTSNAPSHOTCMD command does not supersede a higher result from the VSS snapshot backup command. For example, if the VSS snapshot backup command completed with code 12, a lower return code from the POSTSNAPSHOTCMD command does not alter the return code.

**System action:** The VSS snapshot backup continues, but with a warning return code of at least 8.

**User response:** Identify and repair the problem that caused the command to fail. Consider wrapping the command in a script that always exits with a return code of zero.

**ANS1739E Restore of a system drive is not permitted.**

**Explanation:** The drive to which you are restoring contains the operating system.

**System action:** Processing stops.

**User response:** Try the operation again without specifying a system drive.

**ANS1740W Unable to read ACLs for object: *file\_system path name*. Check dsmerror.log for more information.**

**Explanation:** The ACLs of the object are not read.

**System action:** The object is skipped. Processing continues with the next object.

**User response:** Examine the client error log for additional messages that might indicate the reason for the problem. Try to follow the suggested corrective actions (if any) and try the operation again.

**ANS1741W Unable to read extended attributes for *file\_system path name*. Check dsmerror.log for more information.**

**Explanation:** The extended attributes of the object are not read.

**System action:** The object is skipped. Processing continues with the next object.

**User response:** Examine the client error log for additional messages that might indicate the reason for the problem. Follow the suggested corrective actions (if any) and try the operation again.

**ANS1742E Expose Snapshot failed for backup '*backup-name*'.**

**Explanation:** Expose snapshot failed.

**System action:** Processing stops

**User response:** See the dsmerror.log file for further details.

**ANS1743E Unexpose snapshot failed for backup '*backup-name*'.**

**Explanation:** Unexpose snapshot failed.

**System action:** Processing stops

**User response:** See the dsmerror.log file for further details.

**ANS1744E One or more of the snapshots(volumes) needed for the restore operation were not found. See dsmerror.log for further details.**

**Explanation:** One or more of the snapshots needed for restore were not found on the system.

**System action:** Processing stops

**User response:** See the dsmerror.log file for further details.

**ANS1745I The virtual machine to restore has one or more distributed port groups. Further configuration might be necessary to select a port number after the restore is complete.**

**Explanation:** The virtual machine was saved with one or more NIC cards backed by distributed port groups. Due to conflicts on restore the port number(s) were not saved.

**System action:** The restore continues.

**User response:** Edit the virtual machine settings and select a port if needed.

---

**ANS1746E** No available LUNs were found. Confirm that the storage adapters are configured correctly on the host and that the LUNs are not mapped to another virtual machine.

**Explanation:** The virtual machine was stored with a Raw Device Mappings disk backed by a LUN. The required LUN is missing or still mapped to another virtual machine.

**System action:** The virtual machine cannot be restored.

**User response:** Confirm that the Storage Adapters are configured correctly on the host and that the LUNs are not mapped to another virtual machine.

---

**ANS1747E** Encryption key password is not available.

**Explanation:** The client is not enabled for encrypted backup/restore operations by non-authorized users or the encryption key password is not stored by the administrator.

**System action:** Objects that cannot be encrypted or decrypted are skipped.

**User response:** Contact the administrator for your system to configure encrypted operations for non-authorized users.

---

**ANS1748E** The virtual machine was stored with a Raw Device Mappings disk backed by a LUN. The required LUN is missing or still mapped to another virtual machine: LUN UUID *lun*.

**Explanation:** The virtual machine was stored with a Raw Device Mappings disk backed by a LUN. The required LUN is missing or still mapped to another virtual machine.

**System action:** The virtual machine cannot be restored.

**User response:** Find the required LUN and make it available to the virtual machine.

---

**ANS1749W** Object '*filesystem-namehl-name*' was backed up with invalid file system type attribute.

**Explanation:** File system type is used by the client to determine if an object name is case sensitive or not. Wrong file system type may result in incorrect sort order of the server tree for case sensitive file systems. Finally some unchanged files may expire and then re-backed up during full incremental backup.

**System action:** Processing continues.

**User response:** It is recommended to rename the correspondent filespace on IBM Spectrum Protect server and do the full incremental backup again.

---

**ANS1750I** Volume mount point '*volumemountpoint*' is mounted to volume '*volume*'. Using snapshot volume for '*volume*' to backup.

**Explanation:** The volume mount point resolved to a volume that has been snapped. The same snapshot volume will be used.

**System action:** Processing continues.

**User response:** None.

---

**ANS1751E** Error processing '*filesystem name*': The file system can not be accessed.

**Explanation:** The client is unable to access the file system. Two common reasons for this are the account under which the client is running does not have access to the root of the file system, or the file system does not exist.

**System action:** The inaccessible file system is skipped. Processing continues with the next file system.

**User response:** Check the error log for additional messages that might yield additional information about the problem that prevents access to the file system. Correct the problem, then retry the operation. If the account does not have access to the file system, then either the system administrator needs to grant access, or an account that has access to the file system must be used. If the file system does not exist, then remove or correct the file system specification.

---

**ANS1752E** The file system can not be accessed.

**Explanation:** The client is unable to access the file system. Two common reasons for this are the account under which the client is running does not have access to the root of the file system, or the file system does not exist.

**System action:** The inaccessible file system is ignored.

**User response:** Check the error log for additional messages that might yield additional information about the problem that prevents access to the file system. Correct the problem, then retry the operation. If the account does not have access to the file system, then either the system administrator needs to grant access, or an account that has access to the file system must be used. If the file system does not exist, then remove or correct the file system specification.

---

**ANS1753E** File space '*filespace name*' was backed up by an older client version, and cannot be restored with this client version. The file space will be skipped.

**Explanation:** The backup set format in earlier client versions for SYSTEM STATE and SYSTEM SERVICES is incompatible with the current client version. Those file spaces will be skipped. The restore might appear to pause while the client skips past the objects in those file spaces. Other remaining file space data will be restored.

**System action:** Objects in this file space are skipped. Other remaining file space data will be restored.

**User response:** Restore this specific file space in the backupset with a prior level client.

---

**ANS1754E** File space '*filespace name*' cannot be restored when ASNODENAME option is in affect. The file space will be skipped.

**Explanation:** System state data of another node should not be restored to a different node. Those file spaces will be skipped. The restore might appear to pause while the client skips past the objects in those file spaces. Other remaining file space data will be restored.

**System action:** Objects in this file space are skipped. Other remaining file space data will be restored.

**User response:** Remove ASNODENAME option before restoring this specific file space in the backupset or use the node name that was used to backup system state data to restore.

---

**ANS1755W** An error communicating with Active Directory has occurred. The USEDIRECTORY option will be ignored and processing will continue.

**Explanation:** The process attempted to query Active Directory for IBM Spectrum Protect server parameters but an error has occurred. This could be caused by Active Directory or the IBM Spectrum Protect server configuration.

**System action:** IBM Spectrum Protect will ignore the USEDIRECTORY option and continue with client processing.

**User response:** Make sure your computer is properly set up to the domain with Active Directory. Also, make sure your IBM Spectrum Protect Administrator has properly configured the IBM Spectrum Protect server for your node.

---



---

**ANS1756W** The Journal for '*backup-specification*' has been reset: The server filesystem was deleted since the last backup completed.

**Explanation:** The client has reset the journal because the corresponding server filesystem was deleted since the last backup completed.

**System action:** The journal is reset, the current backup won't use the journal, and the journal won't be available for backup until a full incremental backup successfully completes.

**User response:** None.

---

**ANS1757W** The Journal for '*backup-specification*' has been reset: The server filesystem was deleted since the last backup completed.

**Explanation:** The client has reset the journal because the corresponding server filesystem was deleted since the last backup completed.

**System action:** The journal is reset, the current backup won't use the journal, and the journal won't be available for backup until a full incremental backup successfully completes.

**User response:** None.

---

**ANS1758W** The Journal for '*backup-specification*' has been reset: The server filesystem was deleted since the last backup completed.

**Explanation:** The client has reset the journal because the corresponding server filesystem was deleted since the last backup completed.

**System action:** The journal is reset, the current backup won't use the journal, and the journal won't be available for backup until a full incremental backup successfully completes.

**User response:** None.

---

**ANS1759W** The Journal for '*backup-specification*' has been reset: The policy set was updated since the last backup completed.

**Explanation:** The client has reset the journal for the specified file system because the node policy set was updated since the last backup completed.

**System action:** The journal is reset, the current backup won't use the journal, and the journal won't be available for backup until a full incremental backup successfully completes.

**User response:** None.

---



---

**ANS1760I**    **Journal for 'backup-specification' enabled for node 'nodename' and server 'servername'**

**Explanation:** The journal for the specified file system is now valid and will be used by the next full incremental backup by the specified IBM Spectrum Protect node and server.

**System action:** The next full incremental backup of the file system will use the journal.

**User response:** None.

---

**ANS1761I**    **Journal for 'backup-specification' will be enabled upon successful completion of the backup.**

**Explanation:** An active but invalid journal is present for the file system being backed up. Once the backup successfully completes the journal will be available for use by the next full incremental backup of the file system with the same IBM Spectrum Protect node and server.

**System action:** None.

**User response:** None.

---

**ANS1763W**    **Unable to unmount snapshot mount point *snapshot mountpoint* during cleanup of snapshot '*snapshot*' of volume '*volume*'. Error is '*error*'. Operation will continue. Please manually unmount, remove the snapshot mount point directory and delete the snapshot after backup is completed.**

**Explanation:** During the termination phase of IBM Spectrum Protect client operation, it was not possible to unmount the snapshot for some reason. However, IBM Spectrum Protect operation was completed successfully.

**System action:** Processing continues, and the unmount error is ignored.

**User response:** Please manually cleanup the snapshots as follows:

```
Query the snapshot: snapshot -q -c: <source FS>.
Snapshot name will be of the format: tsmxxxxxxxxxxx.
Check if it is mounted: df -k | grep tsmxxxxxxxxxxx.
Unmount the snapshot: umount -f tsmxxxxxxxxxxx.
Remove snapshot mount point: rmdir tsmxxxxxxxxxxx.
Delete the snapshot: snapshot -d /dev/tsmxxxxxxxxxxx.
If snapshot delete fails with "Device Busy" or some
other error, unmount the snapshot source filesystem:
umount -f <source FS>.
Retry snapshot delete: snapshot -d
/dev/tsmxxxxxxxxxxx.
Check if any logical volumes are remaining: ls -l
/dev/tsm*.
Remove any remaining logical volumes: rmlv -f
tsmxxxxxxxxxxx.
```

Remount source file system, if previously unmounted:  
mount <source FS>.

---

**ANS1764W**    **Unable to remove the snapshot mount point directory *snapshot mountpoint* during cleanup of snapshot '*snapshot*' of volume '*volume*'. Error is '*error*'. Operation will continue. Please manually remove the snapshot mount directory and delete the snapshot after backup is completed.**

**Explanation:** During the termination phase of IBM Spectrum Protect client operation, it was not possible to remove the mount point directory for the snapshot for some reason. However, IBM Spectrum Protect operation was completed successfully.

**System action:** Processing continues, and the rmdir error is ignored.

**User response:** Please manually cleanup the snapshots as follows:

```
Query the snapshot: snapshot -q -c: <source FS>.
Snapshot name will be of the format: tsmxxxxxxxxxxx.
Check if it is mounted: df -k | grep tsmxxxxxxxxxxx.
Unmount the snapshot: umount -f tsmxxxxxxxxxxx.
Remove snapshot mount point: rmdir tsmxxxxxxxxxxx.
Delete the snapshot: snapshot -d /dev/tsmxxxxxxxxxxx.
If snapshot delete fails with "Device Busy" or some
other error, unmount the snapshot source filesystem:
umount -f <source FS>.
Retry snapshot delete: snapshot -d
/dev/tsmxxxxxxxxxxx.
Check if any logical volumes are remaining: ls -l
/dev/tsm*.
Remove any remaining logical volumes: rmlv -f
tsmxxxxxxxxxxx.
Remount source file system, if previously unmounted:
mount <source FS>.
```

---

**ANS1765W**    **Unable to delete the snapshot during cleanup of snapshot '*snapshot*' of volume '*volume*'. Error is '*error*'. Operation will continue. Manually delete the snapshot after backup is completed.**

**Explanation:** During a backup-archive client operation, it was not possible to delete the snapshot for some reason. However, the operation was completed successfully. The error could be caused by an unexpected order of snapshot commands. AIX JFS2 expects the snapshot delete requests for a given filesystem to be issued in the order of oldest snapshot first, next oldest snapshot second, and so on. If there are other processes using older snapshots for the same filesystem, it fails the delete request. Also, the backup-archive client only deletes snapshots that were created by one of its processes. It will not delete older

snapshots created by other applications or users. In this case, the user will have to manually delete all the older snapshots so that the next backup-archive command can complete successfully.

**System action:** Processing continues, and the snapshot delete error is ignored.

**User response:** Manually clean up the snapshots as follows:

Query the snapshot: `snapshot -q -c: <source_FS>`

The snapshot name will be of the format:

`tsmxxxxxxxxxx`.

Check if the snapshot is mounted: `df -k | grep tsmxxxxxxxxxx`

Unmount the snapshot: `umount -f tsmxxxxxxxxxx`

Remove the snapshot mount point: `rmdir`

`tsmxxxxxxxxxx`

Delete the snapshot: `snapshot -d /dev/tsmxxxxxxxxxx`

If the snapshot delete operation fails with "Device Busy" or some other error, unmount the snapshot

source filesystem: `umount -f <source_FS>`

Retry snapshot delete: `snapshot -d /dev/tsmxxxxxxxxxx`

Check if any logical volumes are remaining: `ls -l /dev/tsm*`

Remove any remaining logical volumes: `rm lv -f`

`tsmxxxxxxxxxx`

Remount source file system, if previously unmounted: `mount <source_FS>`

---

**ANS1767E**    **Unable to create a snapshot logical volume using command:**  
**'cmd'.**  
**Error is 'error'.**  
**Please ensure that the volume group has sufficient free partitions to fulfill the allocation request.**

**Explanation:** During the initialization phase of IBM Spectrum Protect client operation, it was not possible to create a logical volume for the snapshot.

**System action:** Processing continues, and the create snapshot logical volume error is ignored. IBM Spectrum Protect operation will be performed without the snapshot.

**User response:** Please ensure that the volume group has sufficient free partitions to fulfill the mkv allocation request and retry the operation.

---

**ANS1768E**    **IBM Spectrum Protect was unable to find space for a new snapshot.**  
**IBM Spectrum Protect function name :**  
*function-name*  
**IBM Spectrum Protect function :**  
*function-desc*  
**IBM Spectrum Protect return code :**  
*TSM-rc*  
**IBM Spectrum Protect file :** *file-name*  
*(line-number)*

**Explanation:** None.

**System action:** Processing stops.

**User response:** Previous backups may still be pending. If problem persists contact the IBM Spectrum Protect administrator with the information provided in this message.

---

**ANS1769E**    **NetApp file server '*server-name*' at Data ONTAP version**  
**'*version.modification.submodification*' is not supported for performing incremental backups using snapshot difference.**

**Explanation:** Incremental backup using Snapshot difference requires Data ONTAP V7.3 or later. However, if you are upgrading from Data ONTAP V7.3.3 or later to V8.0, you will lose snapshot difference support for unicode file names. Upgrade to Data ONTAP V8.1 or later.

**System action:** Processing stops.

**User response:** Upgrade the file server to a supported level of Data ONTAP, then retry the operation.

---

**ANS1770E**    **Unable to resolve address '*tcpip address*'.**  
**Error = *error code*, '*error message*'**

**Explanation:** The system was not able to get the TCP/IP v6 address.

**System action:** Processing stopped

**User response:** Verify the address shown is a TCP/IP v6 address and can be resolved with ping or ping6.

---

**ANS1771W**    **The system state filesystem '*filesystem name*' cannot be restored to a different location.**

**Explanation:** The system state file space cannot be restored to a different location. This file space is skipped.

**System action:** Objects in the system state file space are skipped. Other remaining file spaces are restored. The restore might appear to pause while the client skips past the objects in this file space.

**User response:** Restore system state to its original location.

---

**ANS1772E**    **Error loading the snapshot plugin. The plugin might not be installed.**

**Explanation:** The snapshot plugin could not be loaded, possibly because the plugin is not installed.

**System action:** The snapshot backup is stopped.

**User response:** On Linux 86/86\_64 platform, install the TIVsm-BAhdw package if it is not already installed. Try the operation again. On AIX platform, install the hdw and snphdw filesets if they are not already installed. Try the operation again.

---

**ANS1773I**    **The virtual machine 'VM-name' contains one or more independent disks and these disks are excluded from the VM backup.**

**Explanation:** You cannot perform a snapshot of independent disks. Specify the option '-vmprocessvmwithindependent=yes' to skip these disks.

**System action:** The virtual machine independent disks will not be backed up.

**User response:** None.

---

**ANS1774I**    **The virtual machine 'VM-name' contains one or more physical Raw Device Mappings (RDM) disks and these disks are excluded from the VM backup.**

**Explanation:** You cannot perform a snapshot of physical RDM disks. Specify the option '-vmprocessvmwithprdm=yes' to skip these disks.

**System action:** The virtual machine physical RDM disks are not backed up.

**User response:** None.

---

**ANS1780E**    *writer-name* **failed to initialize and subscribe to VSS.**

**Explanation:** IBM Spectrum Protect encountered an error while creating *writer-name* under control of the Windows Volume Shadow Copy Service (VSS). Examine the IBM Spectrum Protect error log and Applications Event Log for additional information about this error.

**System action:** Processing ends.

**User response:** Try the operation again. If the error persists, examine the IBM Spectrum Protect error log and Windows event log for information related to this error.

Restart the Windows Volume Shadow Copy Service (VSS), and try the operation again.

In some cases, it is necessary to restart the machine to clear the VSS error state.

---

**ANS1782E**    *writer-name* **failed to be stopped.**

**Explanation:** IBM Spectrum Protect encountered an error while stopping *writer-name*. Examine the IBM Spectrum Protect error log and Applications Event Log for additional information about this error.

**System action:** Processing ends.

**User response:** Try the operation again. If the error persists, examine the IBM Spectrum Protect error log and Windows event log for information related to this error.

Restart the Windows Volume Shadow Copy Service (VSS), then try the operation again.

In some cases, it is necessary to retart the machine to clear the VSS error state.

---

**ANS1784E**    **Incremental by snapshot difference cannot be performed on 'volume-name' as it is a vFiler volume.**

**Explanation:** Snapshot difference incremental backup is not supported on vFiler volumes.

**System action:** Processing stops.

**User response:** Perform snapshot difference incremental backup on normal NetApp/N-Series volumes only.

---

**ANS1787I**    **The virtual machine NIC is backed by a distributed virtual port group but it is missing the portgroupKey attribute, The NIC cannot be restored.**

**Explanation:** The virtual machine NIC is missing the required portgroupKey attribute.

**System action:** The virtual machine can be restored but the NIC cannot be restored.

**User response:** After the virtual machine has been restored a new NIC card can be added.

---

**ANS1788I**    **The target ESX host is missing the required distributed virtual port group, the virtual machine NIC cannot be restored. Use VMDEFAULTDVPORTGROUP option to set to specify new port group. If target ESXi server does not have any port groups, use VMDEFAULTNETWORK option.**

**Explanation:** The virtual machine NIC was backed by a distributed virtual port group but the target ESX host is missing this port group.

**System action:** The virtual machine can be restored but the NIC cannot be restored.

**User response:** After the virtual machine has been restored a new NIC card can be added.

---

**ANS1789I**    **No Distributed virtual port group were found on the target ESX host. The virtual machine NIC cannot be restored.**

**Explanation:** The virtual machine NIC was backed by a distributed virtual port group but the target ESX host has no port group available.

**System action:** The virtual machine can be restored but the NIC cannot be restored.

**User response:** After the virtual machine has been

restored a new NIC card can be added.

---

**ANS1790E** Volume '*volname*' cannot be backed up because 'nosnapdir=on' is set on the filer.

**Explanation:** This message is issued when option 'nosnapdir=on' is in set for the volume indicated in the message. When this option is set, the volume snapshots are hidden and thus cannot be backed up.

**System action:** The volume indicated in the message is not backed up. Processing continues with the next volume.

**User response:** To back up the volume, change the volume on the filer: Set option 'nosnapdir=off'. Then try the backup operation for this volume again. If the volume is not backed up, remove it from the backup-archive client DOMAIN setting.

---

**ANS1794I** The option 'cifs.enable\_share\_browsing = off' is set on the filer '*filerName*'.

**Explanation:** This message is issued when the option 'cifs.enable\_share\_browsing = off' is set on the NAS filer indicated in the message.

**System action:** Processing continues.

**User response:** Set option 'cifs.enable\_share\_browsing = on'. Then try the snapshot difference backup operation again.

---

**ANS1795I** Operation will continue without using snapshot provider, because file system '*volname*' does not have write permissions.

**Explanation:** The source file system for a snapshot should be read-write as by definition a snapshot is a point-in-time snapshot of changing file system. Snapshot creation updates the file system superblock which requires the file system to be read-write

**System action:** Processing continues without using snapshot provider.

**User response:** If the volume needs to be backed up via snapshot provider, change its permissions to read-write.

---

**ANS1796I** The short name for '*fullpath-name*' could not be set to original short name '*file-name*'. Windows function '*func-name*' failed with return code *return-code*, reason: '*error text*'

**Explanation:** The client cannot set the short name for the specified object. This is usually because the short name is already in use by another object located in the same directory. Another possible reason is that the account under which the client is running does not

have the SE\_RESTORE\_NAME privilege.

**System action:** The short name for the specified object is not set. The object will retain the default short name. Otherwise processing continues.

**User response:** This message is informational and can be safely ignored. If you require that the object be restored with its original short name, you will need to move or delete the conflicting object. From an operating system command prompt, change to the directory that contains the object you want to restore. Then use the '"dir /x\"' command to identify the conflicting object. Also make sure that you have the SE\_RESTORE\_NAME privilege. If you need assistance, see your system administrator. After the conflict has been resolved, try to restore the file again.

---

**ANS1797E** Function *function-name* received an unexpected error from the Microsoft API *MS-function-name*: rc=*error* while attempting to access the object '*object-name*'. Error occurred in file *file-name* (line-number).

**Explanation:** An error occurred while processing the object. The error code indicates the reason for the failure. This information can be used to diagnose the problem.

**System action:** The IBM Spectrum Protect client may or may not fail the operation, depending on the code.

**User response:** Contact your system administrator for more information.

---

**ANS1798W** An error occurred while accessing encrypted data of the object '*object-name*', skipping object. Windows system error code *error*, reason '*error-reason*'

**Explanation:** An error occurred while processing encrypted data of the object. The error information captured indicates the reason for the failure. This information can be used to diagnose the problem.

**System action:** Object skipped.

**User response:** Contact your system administrator for more information.

---

**ANS1799I** The last access date for '*fullpath-name*' could not be reset because the file is read-only.

**Explanation:** Option PRESERVELASTACCESSDATE YES is in effect, but the IBM Spectrum Protect client was unable to reset the last access date for the specified file because the file's "read only" attribute is enabled. The client cannot reset the last access date for "read only" files.

**System action:** The last access date for the specified file is not reset. Otherwise processing continues.

**User response:** This message is informational and can be safely ignored. You might want to turn off the "read only" attribute for the file so that subsequent backups can reset the last access date. Before turning off the attribute, you should verify that doing so will not impact the integrity of the file or the applications that use the file. You should also make sure that turning off the attribute will not conflict with the file management policies of your organization.

---

**ANS1800W The last access date for 'fullpath-name' could not be reset: function 'func-name' failed with return code return-code**

**Explanation:** Option PRESERVELASTACCESSDATE YES is in effect, but the IBM Spectrum Protect client was unable to reset the last access date for the specified file. The message includes the name of the function that failed and the return code from that function.

**System action:** The last access date for the specified file is not reset. Otherwise processing continues.

**User response:** If the problem is reproducible, obtain a SERVICE trace that captures an instance of this problem. Run the QUERY SYSTEMINFO command and collect the dsminfo.txt file. Contact IBM support and report the exact text of this error message. Be sure to provide support with the dsminfo.txt and dsmererror.log files and (if available) the SERVICE trace.

---

**ANS1801E Unable to register the new ID with server.**

**Explanation:** The reasons of this problem can be lack of client system memory or server protocol error. The IBM Spectrum Protect activity log might contain a corresponding error message with further information about the cause.

**System action:** The new ID is not registered with the server.

**User response:** Please check your network connection and try again after time. If the error appears again, please contact your client machine administrator.

---

**ANS1802E Incremental backup of 'file-name' finished with failCount failure(s)**

**Explanation:** This message is issued after completion of an incremental backup operation for the named file specification when one or more objects in that file specification could not be backed up.

**System action:** Processing continues.

**User response:** Examine the client error log for additional messages that indicate the reasons that each failed object could not be backed up. Take any corrective action as suggested by the messages.

---

**ANS1803E Archive processing of 'file-space name' finished with failures.**

**Explanation:** This message is issued after completion of an archive operation for the named file specification when one or more objects in that file specification could not be archived.

**System action:** Processing continues.

**User response:** Examine the client error log for additional messages that indicate the reasons that each failed object could not be archived. Take corrective action as suggested by the messages.

---

**ANS1804E Selective Backup processing of 'file-space name' finished with failures.**

**Explanation:** This message is issued after completion of a selective backup operation for the named file specification when one or more objects in that file specification could not be backed up.

**System action:** Processing continues.

**User response:** Examine the client error log for additional messages that indicate the reasons that each failed object could not be backed up. Take any corrective action suggested by those messages.

---

**ANS1805E Unable to restore symbolic link 'file-name'.**

**Explanation:** The client operating system is not able to create a symbolic link because the link points to a filename that is not given.

**System action:** Processing continues.

**User response:** Try the restore on a different operating system.

---

**ANS1806W Size exceeded the maximum file size limit on your system for 'file\_space\_namepath\_namefile\_name' of 'file\_size'.**

**Explanation:** You tried to restore or retrieve a file that has exceeded the maximum file size limitation on your system.

**System action:** The process cannot restore or retrieve the file.

**User response:** Restore or retrieve this file on a system that supports the file size. See your system administrator.

---

**ANS1807E Unable to recall file from server due to error from recall daemon.**

**Explanation:** Unable to recall file. The recall daemon reported an error while trying to recall a file. Look in the recall daemon's error log for more information. This

can happen if the server is down, the connection is broken, or the file is missing on the server. It is also possible that the migration server in the system option file has been changed to a different server. The recall daemon does not check the system option file for changes once it has started.

**System action:** File skipped.

**User response:** See if the server is up, and retry. If the problem still exists, look in the error log. Also have the workstation administrator run ds mreconcile against the file system and see if the file shows up in the .SpaceMan/orphan.stubs file. If system option file has been changed, stop all recall daemons and restart the master recall daemon to pick up the changes.

---

**ANS1808E**    **The Logical Volume Snapshot Agent is not at the correct level. It is possible that the Client was upgraded to a newer level but the LVSA driver was not updated at the same time. Use the Setup Wizard to configure either Online Image or Open File support and choose Update the Logical Volume Snapshot Agent.**

**Explanation:** The selected operation requires the current level of the Logical Volume Snapshot Agent. Use the Setup Wizard to update the LVSA.

**System action:** The selected operation is not performed.

**User response:** Retry the operation after updating the Logical Volume Snapshot Agent.

---

**ANS1809W**    **A session with the IBM Spectrum Protect server has been disconnected. An attempt will be made to reestablish the connection.**

**Explanation:** This message is issued after the session with the IBM Spectrum Protect server is unexpectedly lost. Some possible reasons that this message might be issued:

- There is a problem with the network.
- The IBM Spectrum Protect server was shut down.
- The IBM Spectrum Protect server administrator cancelled the client session.

**System action:** The client will try to reestablish a connection with the server. If the IBM Spectrum Protect server administrator cancelled the session, then the attempt to reestablish the connection will fail and message ANS1369E will be issued. If the attempt to reestablish the connection is successful, then processing will continue. If the attempt to reestablish the connection fails, then the client will continue to try to reestablish a connection according to the COMMRESTARTDURATION and COMMRESTARTINTERVAL client option settings.

**User response:** If the session was cancelled by the IBM Spectrum Protect server administrator and you do

not know why, or if the client is unable to reestablish a session with the IBM Spectrum Protect server, then contact your IBM Spectrum Protect server administrator for further information. Frequent occurrences of the ANS1809W message can indicate a problem with the network. If this message is repeatedly found in the ds merror.log, investigate possible networking trouble, such as a failing network interface card or router problem. One common problem is the media speed of the network adaptors: If the network adaptors are set to "auto-negotiate", try changing them to "100%% full duplex". If the problem persists, then as a temporary measure ask your IBM Spectrum Protect server administrator increase the COMMTIMEOUT and IDLETIMEOUT option settings on the IBM Spectrum Protect server. This might reduce the frequency of this message.

---

**ANS1810I**    **A session with the IBM Spectrum Protect server has been reestablished.**

**Explanation:** The session with the server has been reestablished after a connection failure. This message is usually preceded by message ANS1809W.

**System action:** Processing will continue.

**User response:** None. This message is informational only.

---

**ANS1811S**    **IBM Spectrum Protect session could not be reestablished.**

**Explanation:** The session with the server has been lost. Attempts to reestablish the session were unsuccessful. Possible causes include, but are not limited to the following:

- The server has been halted.
- The network connection to the server is down.
- The communication program that IBM Spectrum Protect is interacting with has encountered some problem.

**System action:** Processing is stopped.

**User response:** Check network connection to the server. Insure that the IBM Spectrum Protect server is running. Insure that the communication program underlying IBM Spectrum Protect is working properly.

---

**ANS1813E**    **Image Backup processing of 'filespace-name' finished with failures.**

**Explanation:** The image backup operation failed. This message is usually preceded by other messages indicating the nature of the failure.

**System action:** The failing file space is skipped and processing continues.

**User response:** Examine the messages preceding this message and the IBM Spectrum Protect Client error log for more specific indications about the problem. A

common cause is that a tape could not be mounted on the IBM Spectrum Protect server, perhaps due to an insufficient number of mount points. If there is a problem with the server, contact your System Administrator for further assistance.

---

**ANS1814E    Unable to start the scheduled event**  
*'event-name'*

**Explanation:** The scheduled *event* is no longer valid on the server. Either the window has elapsed or the schedule has been deleted.

**System action:** The client scheduler queries the server to obtain the next scheduled event.

**User response:** If the problem continues, contact your system administrator to correct the problem on the server.

---

**ANS1815E    Either the window has elapsed or the schedule has been deleted**

**Explanation:** Scheduled event was no longer valid on the server.

**System action:** The client scheduler queries the server to obtain the next scheduled event.

**User response:** If the problem continues, see your system administrator to correct the problem on the server.

---

**ANS1816E    Invalid scheduling mode**

**Explanation:** The mode entered for the scheduled event was not correct.

**System action:** Event does not occur.

**User response:** Enter the correct scheduling mode and retry the operation.

---

**ANS1817E    Schedule function can only be run by a IBM Spectrum Protect authorized user.**

**Explanation:** An attempt to use the schedule function failed because of improper authority.

**System action:** Processing stopped.

**User response:** See the IBM Spectrum Protect authorized user for schedule function information.

---

**ANS1818E    The SCHEDULE command is not allowed in LOOP (interactive) mode.**

**Explanation:** The SCHEDULE command may only be given on the initial command line. Enter the HELP SCHED command for a complete description of the SCHEDULE command.

**System action:** The client does not execute any scheduled events.

**User response:** Start the scheduler from the OS prompt. For example:

dsmc schedule

Windows clients can also use the client scheduler service. Read the client manual for information on how to use the SCHEDULE command and how to use the IBM Spectrum Protect client scheduler features.

---

**ANS1819E    The IBM Spectrum Protect server was unable to register the address for this node.**

**Explanation:** This is a rare situation, and is usually an indication of a problem with the IBM Spectrum Protect server.

**System action:** Processing stopped.

**User response:** Check the error log for any other messages that might indicate a reason for the failure. Ask your IBM Spectrum Protect server administrator to check the IBM Spectrum Protect server activity log for any messages that might indicate a problem on the server. Try to correct any indicated problems, then try the operation again. If the problem persists, contact IBM technical support for further assistance.

---

**ANS1820E    Command line options must be preceded by a '-'**

**Explanation:** An option was specified without a '-' delimiter.

**System action:** Processing stopped.

**User response:** Enter the command again with a dash preceding each option.

---

**ANS1821E    Unable to start POSTSCHEDULECMD/ PRESCHEDULECMD '*command*'**

**Explanation:** The requested action required a new process to be created. Either an option or a schedule "action" that requested an operating system command to be executed was entered.

**System action:** Request is ignored.

**User response:** Remove the request from the options file or the schedule defined on the server.

---

**ANS1822E    Too many objects were selected for restore. Please select less than *max\_objects* objects**

**Explanation:** The restore cannot be performed, because too many objects were selected.

**System action:** The restore is not performed.

**User response:** Retry the operation after reducing the number of objects selected.

---

**ANS1823E** The TESTFLAGS or TRACEFLAGS option specifies unknown flag name 'keyword' or the value supplied is invalid for the named keyword.

**Explanation:** Either the testflag or traceflag name is incorrectly spelled, or the value supplied for that flag is not valid.

**System action:** If the TESTFLAGS or TRACEFLAGS option was specified in the client options file or on the command line during client initialization, the the client program does not start. If the option was specified from the command line client while running in LOOP (interactive) mode, then the operation does not run.

**User response:** Correct the TESTFLAGS or TRACEFLAGS flag name or correct the value specified for the TESTFLAG keyword shown in the message. These options are typically used at the direction of IBM technical support or as specified in the IBM Spectrum Protect Problem Determination Guide. If you are not sure which flag names to use, review the IBM Spectrum Protect Problem Determination Guide for additional information or contact IBM technical support for further assistance.

---

**ANS1824E** Invalid trace file name (name too long).

**Explanation:** A TRACEFILE option in the preferences files used a file name that is too long.

**System action:** Client program did not initialize.

**User response:** Change the file name used as the TRACEFILE so that it is equal to or less than 255 characters in length.

---

**ANS1827W** Directories cannot be selected with the table of contents currently loaded on the server.

**Explanation:** The table of contents that is currently loaded on the server for this volume does not contain objects corresponding to the one and only point-in-time backup. It contains an incomplete point in time or multiple points in time.

**System action:** The directory is not selected for restore.

**User response:** To be able to select an entire directory for restore, select "Use Latest" or "Use Point in Time" from the Point in Time dialog.

---

**ANS1828E** Screen size is too small for using the PICK option.

**Explanation:** You cannot use the PICK option on a workstation that has a screen smaller than 20 characters across and 10 lines down.

**System action:** IBM Spectrum Protect did not complete the operation.

**User response:** Retry the operation using a workstation that has a screen with the minimum size, or do not use the PICK option.

---

**ANS1831E** Password expired. The administrator for this system must run IBM Spectrum Protect to update the password.

**Explanation:** The password expired.

**System action:** IBM Spectrum Protect ends.

**User response:** The administrator for this system must update the password.

---

**ANS1832W** The option 'option' is no longer supported and will be ignored by IBM Spectrum Protect client in this release.

**Explanation:** The specified option is in the process of being made obsolete and will be ignored by the client in this release. This option will be removed in the next release and will no longer be valid.

**System action:** Processing continues.

**User response:** Remove the option from the option file. Also check the documentation to see if this option has been replaced by a newer option.

---

**ANS1834S** Unable to write to 'file-name' for storing password

**Explanation:** IBM Spectrum Protect cannot write to the specified *file-name*.

**System action:** Processing continues.

**User response:** Check access permissions and disk space. If unsuccessful, see your system administrator.

---

**ANS1835E** PASSWORDACCESS is GENERATE, but password needed for server 'server-name'.  
Either the password is not stored locally, or it was changed at the server.

**Explanation:** Either the password is not stored locally, or it was changed at the server.

**System action:** IBM Spectrum Protect prompts you for the password if IBM Spectrum Protect is running in the foreground.

**User response:** If IBM Spectrum Protect was running as a background process, issue any IBM Spectrum Protect command from the foreground. Enter the password in answer to the prompt. Then try your background IBM Spectrum Protect command again.



---

**ANS1836I**    **Unable to process Processor Value Unit hardware scan info file '*file name*', errno, cause.**

**Explanation:** The internal-use data file was not readable.

**System action:** Processor Value Unit information is not sent to the IBM Spectrum Protect server. Processing continues.

**User response:** No response is necessary. This does not affect regular processing. Correct any file access permission issues and try the command again. If the file exists, delete the file and try the command again.

---

**ANS1837S**    **File space *file\_space\_name* is ignored. Processing continues.**

**Explanation:** The specified file space in the system options file is invalid.

**System action:** The process attempts to continue the current operation.

**User response:** Check the file space in the system options file and use a valid file space. Retry the operation.

---

**ANS1838E**    **An error occurred while opening user-specified options file '*file\_space\_name*'.**

**Explanation:** The specified options file could not be located or opened.

**System action:** The process attempts to open the default options file.

**User response:** Ensure that the specified options file exists and is valid.

---

**ANS1839E**    **Cannot read password.**

**Explanation:** An error occurred in setting up the input file (for example, the terminal) to be read.

**System action:** Processing stopped.

**User response:** Check the attributes of the terminal.

---

**ANS1853E**    **Server could not load the Table of Contents. Status: *status***

**Explanation:** A failure occurred when the server attempted to load a file-level Table of contents for an NDMP volume. No file-level queries can be performed against the volume until the problem is solved.

**System action:** The table of contents is not loaded.

**User response:** Check the server Activity Log to determine the cause of failure. Retry the operation after correcting the problem.

---

**ANS1862W**    **No table of contents information is available on the server for this volume.**

**Explanation:** No objects for the selected volume exist on the server that were backed up with table of contents information. Consequently no file-level queries can be performed against the volume.

**System action:** none

**User response:** If file-level information is desired, use TOC option during backup.

---

**ANS1865E**    **Session rejected: Named Pipes connection failure.**

**Explanation:** An attempt to connect to the server using Named Pipes communications failed. This might have occurred if an incorrect NAMEDPIPENAME was specified in the options files or if your system administrator canceled a backup operation.

**System action:** Processing stopped.

**User response:** Retry the operation, or wait until the server comes back up and retry the operation. Ensure that the value specified on the NAMEDPIPENAME option is the same as the one used by the server. If the problem continues, contact your system administrator for further help.

---

**ANS1867E**    **The server generated a CRC for verb type *CRC verb* which does not match the received verb *verb* received.**

**Explanation:** A cyclic redundancy check (CRC) failed between IBM Spectrum Protect client and server communication.

**System action:** The current object is skipped. Processing continues with the next object.

**User response:** This is an unusual condition, and could indicate a communications problem between the IBM Spectrum Protect client and server. Try the operation again. If the problem persists, contact IBM for further assistance.

---

**ANS1871W**    **The server CRC version is *server CRC version* which does not match the client version *client CRC version*.**

**Explanation:** This is a rare situation. The server and client are using different versions of cyclic redundancy check (CRC) algorithms.

**System action:** Processing continues without CRC checking.

**User response:** Clients can be no more than one version downlevel from the IBM Spectrum Protect server. Make sure the client and server are at compatible levels. The command line client displays both client and server versions when the client starts

and connects to the server. The QUERY SESSION command will also display the server version. From the GUI, use the \"Help/About\" menu item to identify the client version, and the \"File/Connection Information\" menu item to identify the server version. If the client and server versions are incompatible, then the IBM Spectrum Protect server administrator can turn off CRC checking for your node.

---

**ANS1873E**    **An unknown error occurred while processing system object 'sys-obj-name': utility function 'func-name' failed with error error**

**Explanation:** An unknown error occurred while processing a system object. The error information captured indicates the reason for the failure. This information can be used to diagnose the problem.

**System action:** IBM Spectrum Protect ended the current operation.

**User response:** Contact your system administrator for more information.

---

**ANS1877E**    **The parsed string is too long for IBM Spectrum Protect to process and has been truncated to prevent a buffer overflow.**

**Explanation:** This is a rare condition. A very long string would have to be entered by the user in a command line, dsm.opt file, or filelist. This string exceeds the maximum input string size of 1024 bytes.

**System action:** IBM Spectrum Protect truncated the string to the maximum possible length of 1024, then continued with the operation. The operation may fail later due to this truncation.

**User response:** Check the client error log for other messages that might have been logged after this message was written, and take any corrective action suggested by those messages. If the problem persists, contact IBM support for further assistance.

---

**ANS1878E**    **An unknown error occurred while processing system object 'sys-obj-name': Service 'service-name' and its dependent services could not be stopped.**

**Explanation:** An unknown error occurred while processing a system object. The service listed in the message and all of its dependent services could not be stopped. Processing cannot complete until the service is stopped.

**System action:** IBM Spectrum Protect ended the current operation.

**User response:** Manually stop the service and retry the operation.

---

**ANS1882E**    **Unable to stop service 'service-name'; error error**

**Explanation:** The service could not be stopped by the program.

**System action:** IBM Spectrum Protect ended the current operation.

**User response:** Manually stop the service and retry the operation.

---

**ANS1891W**    **SUBDIR is not a valid option when using FILELIST, SUBDIR will be ignored.**

**Explanation:** When Specifying FILELIST each entry is a single object and so SUBDIR will not apply.

**System action:** The option SUBDIR is ignored.

**User response:** You may have either a -FILELIST or SUBDIR on this command, but not both.

---

**ANS1892W**    **Expire command is not allowed on the IBM Spectrum Protect journaled filespace 'filespace'.**

**Explanation:** You cannot expire files from the server on a IBM Spectrum Protect journaled filespace.

**System action:** The expire command will not work on this filespec

**User response:** If you want to expire this filepec remove it from the local filesystem.

---

**ANS1895I**    **Highest macro return code was return code value.**

**Explanation:** This message is issued after all commands in a client macro have completed. The return code represents the highest return code that was issued during processing of the macro. In order of increasing severity, the return code meanings are:

- 0 - The command completed successfully
- 4 - One or more files were skipped
- 8 - One or more warning messages were issued
- 12 - One or more error messages (except for skipped files) were issued

**System action:** None.

**User response:** For return codes other than 0, the user may wish to verify the results of the client operation(s) and take diagnostic and repair actions, as necessary.

---

**ANS1898I**    **\*\*\*\*\* Processed count files \*\*\*\*\***

**Explanation:** IBM Spectrum Protect has processed the specified number of files.

**System action:** Processing continues.

**User response:** None.

---

**ANS1899I** \*\*\*\*\* Examined *count* files \*\*\*\*\*

**Explanation:** IBM Spectrum Protect has examined the specified number of files.

**System action:** Processing continues.

**User response:** None.

---

**ANS1900I** Return code is *return code value*.

**Explanation:** The return code has been issued for the preceding client command. In order of increasing severity, the return code meanings are:

- 0 - The command completed successfully
- 4 - One or more files were skipped
- 8 - One or more warning messages were issued
- 12 - One or more error messages (except for skipped files) were issued

The return code indicates the highest severity message that was issued during execution of the client command.

For a scheduled event, the event will be considered successful if the return code is 0, 4, or 8. The event will be considered to have failed if the return code is 12.

**System action:** None.

**User response:** For return codes other than 0, the user may wish to verify the results of the client operation and take diagnostic and repair actions, as necessary.

---

**ANS1901I** Highest return code was *return code value*.

**Explanation:** This message indicates the highest return code of all the client commands that were executed. In order of increasing severity, the return code meanings are:

- 0 - The command completed successfully
- 4 - One or more files were skipped
- 8 - One or more warning messages were issued
- 12 - One or more error messages (except for skipped files) were issued

**System action:** None.

**User response:** For return codes other than 0, the user may wish to verify the results of the client operation(s) and take diagnostic and repair actions, as necessary.

---

**ANS1902E** The PRESCHEDULECMD command failed. The scheduled event will not be executed.

**Explanation:** The command specified by the PRESCHEDULECMD option must complete successfully in order to execute the scheduled event. If the command completed with a return code of 0 (zero),

it is considered to have completed successfully. If the command completed with any other return code, it is considered to have failed. If the command failed then the scheduled event is not executed.

**System action:** The client does not execute the scheduled event, and the result code of the scheduled event will be 12.

**User response:** Identify and repair the problem that caused the command to fail. If it is not necessary for the command to complete before starting the scheduled event, then consider using the PRENSCHEDULECMD option, which does not require that the command complete successfully. If a non-zero return code is normal for this command, then consider wrapping the command in a script that always exits with a return code of zero.

---

**ANS1903W** The POSTSCHEDULECMD command failed.

**Explanation:** If the command specified by the POSTSCHEDULECMD option completed with a non-zero return code, then the scheduled event is considered to have completed successfully, but with a warning-level result. Note that the result of the POSTSCHEDULECMD command will not supercede a higher result from the scheduled client command. For example, if the scheduled client command completed with a return code of 12, the scheduled event will be considered to have completed with a return code of 12, regardless of the outcome of the POSTSCHEDULECMD command.

**System action:** At a minimum, the result code of the scheduled event is 8.

**User response:** Identify and repair the problem that caused the command to fail. If it is not necessary for the command to complete before posting the result of the scheduled event, then consider using the POSTNSCHEDULECMD option. If a non-zero return code is normal for this command, then consider wrapping the command in a script that always exits with a return code of zero.

---

**ANS1904E** The archive description may not contain any wildcard characters like '?' or '\*'.

**Explanation:** Descriptions for archive files must not contain wildcard characters.

**System action:** Processing stopped.

**User response:** Enter an archive description that does not contain wildcard characters.

**ANS1906I Destination must be specified for this operation when using FROMNODE.**

**Explanation:** You must specify a destination with a Restore/Retrieve command when using FROMNODE processing.

**System action:** Processing stops.

**User response:** Retry the Restore/Retrieve command with a destination specified.

For example, with the Windows backup-archive client:

```
restore -fromnode=cougar \\cougar\d$\projx\*  
d:\projx\
```

Or, with the UNIX and Linux backup-archive clients:

```
restore -fromn=node1 -fromo=ann "/home/proj/*"  
/home/gillis/
```

**ANS1907E An error occurred while trying to perform an object merge operation on the server.**

**Explanation:** For NetWare clients: The IBM Spectrum Protect server is unable to perform a NetWare long name conversion.

For Unix or Windows image backup: The group used to store associated image components could not be closed.

**System action:** The operation ends.

**User response:** For NetWare: It is possible that a more current level of the IBM Spectrum Protect server can perform the conversion. Contact your IBM Spectrum Protect server administrator for assistance.

For Unix or Windows: This error indicates an authorization problem. Contact your IBM Spectrum Protect server administrator for assistance.

If the problem still cannot be resolved, contact IBM technical support for further assistance.

**ANS1908I The scheduled command completed successfully.**

**Explanation:** The scheduled command completed with return code of zero, which is interpreted as success.

**System action:** The scheduled event is successful. The result code for the event is 0.

**User response:** None.

**ANS1909E The scheduled command failed.**

**Explanation:** The scheduled command completed with a non-zero return code, which is interpreted as failure.

**System action:** The scheduled event is failed. The result code for the event is 12.

**User response:** Identify and repair the problem that caused the command to fail. If a non-zero return code

is normal for this command, then consider wrapping the command in a script that always exits with a return code of zero.

**ANS1912E An invalid registry hive was specified.**

**Explanation:** The specified registry hive is invalid.

**System action:** Processing stopped.

**User response:** Correct the command and retry the operation.

**ANS1913E An invalid registry subkey was specified.**

**Explanation:** The specified registry subkey is invalid.

**System action:** Processing stopped.

**User response:** Correct the command and retry the operation.

**ANS1914E The specified subkey isn't valid for the specified hive.**

**Explanation:** The specified registry subkey is invalid for the specified registry hive.

**System action:** Processing stopped.

**User response:** Correct the command and retry the operation.

**ANS1915E Too many arguments specified for the BACKUP REGISTRY command.**

**Explanation:** Too many arguments were specified for the BACKUP REGISTRY command.

**System action:** Processing stopped.

**User response:** Correct the command and retry the operation.

**ANS1916E Too many arguments specified for the RESTORE REGISTRY command.**

**Explanation:** Too many arguments were specified for the RESTORE REGISTRY command.

**System action:** Processing stopped.

**User response:** Correct the command and retry the operation.

**ANS1917E Too few arguments specified for the BACKUP REGISTRY command.**

**Explanation:** Too few arguments were specified for the BACKUP REGISTRY command.

**System action:** Processing stopped.

**User response:** Correct the command and retry the operation.

---

**ANS1918E Too few arguments specified for the RESTORE REGISTRY command.**

**Explanation:** Too few arguments were specified for the RESTORE REGISTRY command.

**System action:** Processing stopped.

**User response:** Correct the command and retry the operation.

---

**ANS1919E The specified eventlog is not valid.**

**Explanation:** The specified eventlog is not valid.

**System action:** Processing stopped.

**User response:** Correct the command and retry the operation.

---

**ANS1920E Too many arguments specified for the BACKUP EVENTLOG command.**

**Explanation:** Too many arguments were specified for the BACKUP EVENTLOG command.

**System action:** Processing stopped.

**User response:** Correct the command and retry the operation.

---

**ANS1921E Too many arguments specified for the RESTORE EVENTLOG command.**

**Explanation:** Too many arguments were specified for the RESTORE EVENTLOG command.

**System action:** Processing stopped.

**User response:** Correct the command and retry the operation.

---

**ANS1922E Too few arguments specified for the BACKUP EVENTLOG command.**

**Explanation:** Too few arguments were specified for the BACKUP EVENTLOG command.

**System action:** Processing stopped.

**User response:** Correct the command and retry the operation.

---

**ANS1923E Too few arguments specified for the RESTORE EVENTLOG command.**

**Explanation:** Too few arguments were specified for the RESTORE EVENTLOG command.

**System action:** Processing stopped.

**User response:** Correct the command and retry the operation.

---



---

**ANS1924E The specified system object is not valid.**

**Explanation:** The specified system object is not valid.

**System action:** Processing stopped.

**User response:** Correct the command and retry the operation.

---

**ANS1925E The specified system object type is not valid.**

**Explanation:** The specified system object type is not valid.

**System action:** Processing stopped.

**User response:** Correct the command and retry the operation.

---

**ANS1926E The specified system object type is only valid on Windows NT.**

**Explanation:** The specified system object type is only valid on Windows NT.

**System action:** Processing stopped.

**User response:** Correct the command and retry the operation.

---

**ANS1928E Server-initiated sessions are not available in the LAN-free mode.**

**Explanation:** Conflicting options SESSIONINIT=serveronly and ENABLELANFREE=yes were specified. This combination is not allowed.

**System action:** Processing stops.

**User response:** Use client-initiated sessions or disable LAN-free.

---

**ANS1929E An error occurred saving the registry key.**

**Explanation:** The active registry key cannot be copied to the ADSM.SYS staging directory.

**System action:** The registry backup operation stops.

**User response:** Check the space available on the Windows boot partition to ensure there is room to contain a copy of the Windows registry. This might require several megabytes of free space. Also check the Windows permissions on the ADSM.SYS staging directory and ensure that the Windows user which you are using to run IBM Spectrum Protect has full access to that directory and its contents.

---

---

**ANS1930W IBM Spectrum Protect Express client view not supported with a IBM Spectrum Protect Enterprise server. CLIENTVIEW option ignored.**

**Explanation:** The IBM Spectrum Protect Express client view is only supported when going to a IBM Spectrum Protect Express server. When a IBM Spectrum Protect Express client connects to a IBM Spectrum Protect Enterprise server, the CLIENTVIEW option is ignored, and the IBM Spectrum Protect Standard client view is displayed instead.

**System action:** The CLIENTVIEW option is ignored and the IBM Spectrum Protect Enterprise client view is displayed.

**User response:** If you intend to use the IBM Spectrum Protect Enterprise server, then update your CLIENTVIEW option to a value of STANDARD. Otherwise, update your TCPSERVERADDRESS option to point to your IBM Spectrum Protect Express server.

---

**ANS1931E An error saving one or more eventlogs.**

**Explanation:** An error occurred saving one or more eventlogs.

**System action:** Processing stopped.

**User response:** Correct the command and retry the operation.

---

**ANS1932E An error occurred replacing one or more registry keys.**

**Explanation:** The registry key or keys being replaced are exclusively held by another process. The registry keys were previously restored but the system was not restarted.

**System action:** processing stops.

**User response:** This error occurs because the registry key or keys being replaced are exclusively held by another process. This can happen if the registry keys were previously restored but the system was not rebooted. Reboot the system and attempt the restore operation again.

---

**ANS1933E Error accessing file or device 'name'.**

**Explanation:** An error has occurred while accessing the file or device.

**System action:** Backup set operation is not completed.

**User response:** Verify that the file or device exists and is accessible.

---

**ANS1934E Backup set 'name' not found.**

**Explanation:** The backup set name was not found on the server.

**System action:** The backup set operation is not processed.

**User response:** Verify that the backup set name is correct.

---

**ANS1935E Too many arguments specified for the BACKUP NTDS command.**

**Explanation:** Too many arguments were specified for the BACKUP NTDS command.

**System action:** Processing stopped.

**User response:** Correct the command and retry the operation.

---

**ANS1936E Not enough arguments specified for the BACKUP NTDS command.**

**Explanation:** Not enough arguments were specified for the BACKUP NTDS command.

**System action:** Processing stopped.

**User response:** Correct the command and retry the operation.

---

**ANS1937E No NTDS server name specified for the BACKUP NTDS command.**

**Explanation:** No NTDS server name was specified for the BACKUP NTDS command.

**System action:** Processing stopped.

**User response:** Specify NTDS server name at the command and retry the operation.

---

**ANS1938E NT Active Directory is not supported in this OS level.**

**Explanation:** NT Active Directory is not supported in this OS level.

**System action:** Processing stopped.

**User response:** Install Active Directory before performing backup operation.

---

**ANS1939E File Replication Service backup failed.**

**Explanation:** IBM Spectrum Protect encountered an error while backing up files under control of the Windows 2000 File Replication Service

**System action:** Processing stopped.

**User response:** Examine the Windows 2000 File Replication Service Event log to insure the File Replication Service is operating properly. Restart the

service and retry the backup operation.

---

**ANS1940E File Replication Service restore failed.**

**Explanation:** IBM Spectrum Protect encountered an error while restoring files under control of the Windows 2000 File Replication Service

**System action:** Processing stopped.

**User response:** Examine the Windows 2000 File Replication Service Event log to insure the File Replication Service is operating properly. Restart the service and retry the restore operation.

---

**ANS1941E System Volume backup failed.**

**Explanation:** IBM Spectrum Protect encountered an error while backing up files of the Windows 2000 System Volume

**System action:** Processing stopped.

**User response:** Examine the Windows 2000 File Replication Service Event log to insure the system volume was successfully initialized. Restart the service and retry the backup operation

---

**ANS1942E System Volume restore failed.**

**Explanation:** IBM Spectrum Protect encountered an error while restoring files under control of the Windows 2000 File Replication Service

**System action:** Processing stopped.

**User response:** Examine the Windows 2000 File Replication Service Event log to insure the system volume was successfully initialized. Restart the service and retry the restore operation.

---

**ANS1943E The operation is not supported: Downlevel server version.**

**Explanation:** The operation cannot be performed because server version is downlevel.

**System action:** Processing stopped.

**User response:** Use correct server version.

---

**ANS1944E Error accessing file or device.**

**Explanation:** An error has occurred while accessing the file or device.

**System action:** Backup set operation is not completed.

**User response:** Verify that the file or device exists and is accessible.

---

**ANS1945E The long namespace has been removed from the local file space. If you wish to proceed with the backup/archive operation, rename your file space on the server.**

**Explanation:** The process has detected that the server namespace is NTW:LONG, but the local volume does not have long name support. If you would like to back up the volume using the short names, rename the file space on the server. If you would like to back up using long names, add the long namespace support back to the volume in question.

**System action:** Processing stopped.

**User response:** Add the long namespace support to the volume or rename(remove) the corresponding server file space.

---

**ANS1946W File exists, skipping**

**Explanation:** The client tried to restore or retrieve the specified file, but the file already existed in the target restore location and the user chose not to replace the existing file.

**System action:** The file is skipped, a message is logged in dsmerror.log, and restore or retrieve processing continues with the next object.

**User response:** The file was skipped because either REPLACE NO was in effect, causing all existing files and directories to be skipped, or REPLACE PROMPT was in effect, and when prompted, the user chose to skip this file or all existing directories and files. No additional action is necessary if the decision to skip the file was deliberate. Otherwise the operation can be retried using either REPLACE ALL (automatically replace existing directories and files) or REPLACE PROMPT (prompt the user whether to replace the file).

---

**ANS1947W The following directory exists and is skipped: *file-space\_name directory\_path directory\_name***

**Explanation:** The client tried to restore or retrieve the specified directory. The directory exists in the target restore location and the user chose not to replace the existing directory.

The directory can be skipped because the option REPLACE=NO is set, which causes all existing files and directories to be skipped. The directory can be skipped because option REPLACE=PROMPT is set, and the user chooses to skip this directory when prompted.

**System action:** The directory is skipped, a message is logged in the dsmerror.log log file, and restore or retrieve processing continues with the next object.

**User response:** No additional action is necessary.

To replace the files, try the operation again and set option REPLACE=ALL. You can set

REPLACE=PROMPT and when prompted, choose to replace the directory.

---

**ANS1948E    The Microsoft volume shadow copy system components could not be queried.**

**Explanation:** IBM Spectrum Protect encountered an error while querying the system writers under control of the Windows volume shadow copy service. The error log and Windows event log might contain additional information about this error.

**System action:** Processing stops.

**User response:** Try the operation again. If the error persists, review the error log and Windows event log for information related to this error. You might need to restart the volume shadow copy service, then try the operation again. It might be necessary to reboot the machine to clear the volume shadow copy error state.

---

**ANS1949E    Microsoft volume shadow copy snapshot initialization failed.**

**Explanation:** IBM Spectrum Protect encountered an error while initializing the Microsoft Volume Shadow Copy Service for backup or restore. The error log and Windows event log can contain additional information about this error.

**System action:** processing stops.

**User response:** Try the operation again. If the error persists, review the error log and Windows event log for information related to this error. Use the Windows command '**vssadmin list writers**' to determine the status of the Volume Shadow Copy service. You can reboot the machine to clear the volume shadow copy error state. If the system is a Domain Controller and the Active Directory service is stopped, restarting the Active Directory service will resolve the issue.

---

**ANS1950E    Backup using Microsoft volume shadow copy failed.**

**Explanation:** IBM Spectrum Protect encountered an error while performing a backup operation using the Microsoft volume shadow copy service. The error log and Windows event log might contain additional information about this error.

**System action:** processing stops.

**User response:** Review the error log and Windows event log for information related to this error. Restart any failing system service indicated in the Windows event log. Restart the volume shadow copy Service. You can use the Windows command '**vssadmin list writers**' to determine the status of the volume shadow copy service. It might be necessary to reboot the machine to clear the Volume Shadow Copy error state.

---

**ANS1951E    Restore using Microsoft volume shadow copy failed.**

**Explanation:** IBM Spectrum Protect encountered an error while restoring with the Microsoft Volume Shadow Copy Service.

**System action:** processing stops.

**User response:** Review the error log and Windows event log for information related to this error. Restart any failing system service indicated in the Windows event log. Restart the volume shadow copy Service. You can use the Windows command '**vssadmin list writers**' to determine the status of the volume shadow copy service. It might be necessary to reboot the machine to clear the Volume Shadow Copy error state.

---

**ANS1952E    Invalid symbolic link destination '*file-name*' entered**

**Explanation:** You entered a restore/retrieve destination *file-name* specification that is a symbolic link. To restore to symbolic link, make sure you set the followsymbolic option to yes. Also, check where this symbolic link points. You can restore/retrieve to a symbolic link that points to an existing object.

**System action:** Processing stopped.

**User response:** Enter a correct file specification.

---

**ANS1954E    Backup processing of '*file-space name*' finished with failures.**

**Explanation:** This message indicates that the file system backup has completed, but encountered errors during backup processing.

**System action:** Processing continues.

**User response:** Examine the client error log for additional messages related to errors in backing up the file system. Take any corrective action as suggested by the messages.

---

**ANS1956E    Too few arguments specified for the BACKUP GROUP command.**

**Explanation:** Too few arguments were specified for the BACKUP GROUP command.

**System action:** Processing stopped.

**User response:** Correct the command and retry the operation.

---

**ANS1957E    Showmembers and inactive are mutually exclusive parameters on a query.**

**Explanation:** Showmembers and inactive are mutually exclusive parameters on a query.

**System action:** Processing terminates.



**User response:** Specify one of the mutually exclusive parameters on the query

---

**ANS1958W No base group found, attempting a full backup.**

**Explanation:** A differential backup requires a previous full backup to have been performed.

**System action:** Processing continues, and a full backup is attempted.

**User response:** None. Perform a full backup before attempting a differential backup

---

**ANS1959I Removing previous incomplete group 'name' Id:hi-lo**

**Explanation:** A previous group backup failed without cleaning up the temporary groups correctly.

**System action:** The previous incomplete groups are removed and processing continues.

**User response:** None.

---

**ANS1971E The remote client agent (dsmagent) could not be started.**

**Explanation:** The remote client agent cannot be started. This error message is usually preceded or followed by other messages.

**System action:** Processing is stopped.

**User response:** Check the error log for any other messages that might indicate a reason for the failure. Verify that the web client is installed correctly. Try to correct any indicated problems, then try the operation again. If the problem persists, contact IBM technical support for further assistance.

---

**ANS1972E The connection to the remote client agent (dsmagent) failed. Either the port number could not be read, or the port number is invalid.**

**Explanation:** An error occurred when trying to read the port number. A connection to the remote client agent cannot be made.

**System action:** Processing stopped.

**User response:** Check the error log for any other messages that might indicate a reason for the failure. Verify that the web client is installed correctly. Try to correct any indicated problems, then try the operation again. If the problem persists, contact IBM technical support for further assistance.

---

**ANS1973I VSS writer for system object 'name' does not exist. Restore skipped.**

**Explanation:** Microsoft Volume Shadow Copy Service does not detect a writer for this system component. Either the component is not installed or is not running..

**System action:** Object skipped.

**User response:** Install or enable the affected system service and retry the operation.

---

**ANS1974W Error removing previous incomplete group Id:hi-lo**

**Explanation:** A previous group backup failed without cleaning up the temporary groups correctly, and the error still can not be cleaned up.

**System action:** The previous incomplete groups remain and processing continues.

**User response:** None.

---

**ANS1975W IBM Spectrum Protect server error *reason* occurred closing and renaming the group**

**Explanation:** An error was encountered closing and renaming the temporary group.

**System action:** The backup is unsuccessful.

**User response:** Ensure that the user has the proper authority to update the group and try the operation again.

---

**ANS1976E The specified system service is not valid.**

**Explanation:** The specified system service is not valid.

**System action:** Processing stopped.

**User response:** Correct the command and retry the operation.

---

**ANS1977E Dsmcad schedule invocation was unsuccessful. This command will be tried again in 10 minutes.**

**Explanation:** Dsmcad was unable to get the valid scheduler information from the dsmc schedule process. This could be due to some problems during the scheduler initialization, such as incorrect option usage.

**System action:** Dsmcad will try to invoke the scheduler again in 10 minutes in order to get the valid information.

**User response:** Check the console and error logs to determine what kind of error occurred during the dsmc process and correct the problem.

---

**ANS1978E** The IBM Spectrum Protect server is downlevel and does not support the requested function. See error log for version information.

**Explanation:** The function being used requires a more current IBM Spectrum Protect Server.

**System action:** The operation fails.

**User response:** Upgrade your IBM Spectrum Protect Server to a level that supports this function. See error log for version information.

---

**ANS1979E** The IBM Spectrum Protect Storage Agent is downlevel and does not support the requested function. See error log for version information.

**Explanation:** The function being used requires a more current IBM Spectrum Protect Storage Agent.

**System action:** The operation fails.

**User response:** Upgrade your IBM Spectrum Protect Storage Agent to a level that supports this function. See error log for version information.

---

**ANS1980E** The IBM Spectrum Protect Server and IBM Spectrum Protect Storage agent are downlevel and do not support the requested function. See error log for version information.

**Explanation:** The function being used requires a more current IBM Spectrum Protect Server and IBM Spectrum Protect Storage agent

**System action:** The operation fails.

**User response:** Upgrade your IBM Spectrum Protect Server and IBM Spectrum Protect Storage agent to a level that supports this function. See error log for version information.

---

**ANS1981E** Server :Version *ver*, Release *rel*, Level *lev.subl*  
Storage Agent:Version *SAver*, Release *SArel*, Level *SAlev.SAsubl*

**Explanation:** This message supplies extra detail to downlevel messages.

**System action:** The operation fails.

**User response:** This message supplies extra detail to downlevel messages.

---

**ANS1986E** Initialization functions cannot open the trace file specified.

**Explanation:** The file could not be opened during initialization. The specified path might be incorrect. It is also possible that the current user does not have

permission to write to the tracefile in the directory specified. It is also possible that no space is available at the tracefile location.

**System action:** Processing stops.

**User response:** Make sure the tracefile option points to a valid path and that the user has proper permissions to write to the specified file.

---

**ANS1987E** A destination file specification is not allowed with this command.

**Explanation:** Of all the system object restore commands only RESTORE ASR allows the entry of a destination file specification.

**System action:** Processing stopped.

**User response:** Re-issue the command without a destination file specification.

---

**ANS1989E** Initialization functions cannot open the error log file specified.

**Explanation:** The error log file could not be opened during initialization. The specified path may be incorrect. It is also possible that the current user does not have permission to write to the logfile in the directory specified. It is also possible that no space is available at the given logfile location.

**System action:** Processing terminates.

**User response:** Make sure the logfile option points to a valid path and that the user has proper permissions to write to the file specified.

---

**ANS1990W** The '*filesystem name*' volume mount point can not be accessed. The IBM Spectrum Protect return code is '*rc*'.

**Explanation:** The client is unable to access volume mount point. The common reasons for this are that the account under which the client is running does not have access to the volume mount point, or the volume is mounted onto a cluster volume which is currently not available.

**System action:** The inaccessible mount point is skipped and processing continues. with the next mount point or volume.

**User response:** Check the error log for additional messages that might yield additional information about the problem that prevents access to the volume mount point. Ensure that the IBM Spectrum Protect client is running under an account which has access to the volume mount point. Ensure that the mount point is not accessing a clustered volume. Please refer to Microsoft KB Article 280297 for more information about how to configure volume mount points on a clustered server.

---

**ANS1991E** An error occurred processing registry key '*key-name*', data value '*value-name*'. See the client error log for additional information about this error.

**Explanation:** An unexpected error occurred when the client tried to read or update the Windows registry. Additional information regarding the error is usually placed in the error log.

**System action:** The operation might not execute correctly, depending on the error.

**User response:** Check the client error log for any other messages that might have been logged when this message was written, and take any corrective action suggested by those messages. If the problem persists, contact IBM support for further assistance.

---

**ANS1995W** Objects of different types cannot be deleted at the same time.

**Explanation:** Deleting objects of different types is not allowed. For example, deleting Backup Sets and regular file objects at the same time is not possible.

**System action:** No processing takes place.

**User response:** Select objects of the same type to perform delete operation.

---

**ANS1996W** The volume mount points enumeration on '*filesystem name*' volume failed. Windows system error code: *error*; reason: '*error-reason*'.

**Explanation:** The client was unable to scan the specified volume for volume mount points. The error information captured indicates the reason for the failure. A common reason is that the account under which the client is running does not have access to the volume.

**System action:** The processing continues with the next volume.

**User response:** Ensure that the client is running under an account which has access to the volume and volume mount points. Correct the condition causing the error and try the operation again. If the problem persists, contact your system administrator or IBM Spectrum Protect administrator for further help.

---

**ANS1997W** No files have been previously backed up for the VSS component '*component-name*'.

**Explanation:** You tried to restore the Microsoft Volume Shadow Copy (VSS) System State component which does not contain file data. This is not necessarily a problem.

**System action:** Processing continues.

**User response:** Check the error log for any other messages that occurred during backup. The logs can indicate a reason for the failure.

---

**ANS1998W** Transaction byte limit '*name*' is not supported by the server. Value reset to *limit*

**Explanation:** The TXNBYTELIMIT is larger than the server supports. The value will be reset to a supported limit.

**System action:** TXNBYTELIMIT is reset, and processing continues.

**User response:** Set the option to a value supported by the server.

---

**ANS1999E** *type of the operation* processing of '*filespace-name*' stopped.

**Explanation:** The client has encountered a condition where it can not continue processing the specified file space. The IBM Spectrum Protect client error log or schedule log should contain additional messages related to this error.

**System action:** Processing stops.

**User response:** Check the IBM Spectrum Protect client error log and schedule log for any additional messages related to this error. Take any corrective action that might be suggested by the related messages, then try the operation again. If the problem persists, contact your IBM Spectrum Protect administrator for further assistance.

---

**ANS2025W** Object '*object-name*' has been removed from DB (Fix IT19964).

**Explanation:** Fix of the APAR IT19964

**System action:** None

**User response:** Nothing

---

**ANS2026W** Bad sectors were detected on the volume '*volname*'.

**Explanation:** Bad sectors are skipped during image backup/restore operations.

**System action:** Processing continues.

**User response:** Make sure the volume data is not corrupt by using system tools like chkdsk (Windows) or fsck (Unix).

---

**ANS2027E** GSKit function *func-name* failed with error-code: During the SSL/TLS handshake, the client could not agree on a supported SSL/TLS protocol version to use with server. *session*

**Explanation:** A GSKit function has failed with the GSK\_ERROR\_BAD\_MESSAGE.

**System action:** Processing stopped

**User response:** Make sure you have configured the key database for SSL communication as described in the documentation. Possible issues could be during the SSL/TLS handshake, the client could not agree on a supported SSL/TLS protocol version to use with server. If the problem persists, contact IBM Spectrum Protect customer support.

**ANS2032I The client VM restore is skipping the unsupported Independent disk : vmdk**

**Explanation:** The VMware vStorage APIs do not support snapshotting Independent disks, no backups were created.

**System action:** Processing continues.

**User response:** None.

**ANS2033W 'symboliclink name': is a symbolic link to a file or directory in a different file system.**

**Explanation:** The dsmls file specs operand or the used file list contains a symbolic link to a file or directory in another file system. Processing may lead to incorrect status of the object the symbolic link refers to.

**System action:** Status of objects are displayed.

**User response:** To display the correct status of objects use dsmls with the full qualifying path to the objects.

**ANS2036W Pruning functions cannot open one of the IBM Spectrum Protect prune files: log-name. errno = errno-value,**

**Explanation:** The file "log-name" could not be opened during pruning. The system set the error code *errno-value*. If the reason given is "access denied," the current user does not have permission to write to the file in the directory specified. It is also possible that no space is available at the given file location or another IBM Spectrum Protect process started by different user id is performing pruning at the same time.

**System action:** Pruning stops, processing continues.

**User response:** Set the DSM\_LOG (or DSMI\_LOG) environment variable to a directory into which the current user can write.

**ANS2037W Schedule log pruning failed.**

**Explanation:** The schedule log pruning function completed with errors.

**System action:** Processing continues.

**User response:** Check error log for possible reasons of failure.

**ANS2038W Invalid option 'option-name' received from the IBM Spectrum Protect server client options set.**

**Explanation:** The client received an invalid option from the IBM Spectrum Protect server's client option set. Although most syntax checking for client option set options is done by the server, there are still errors that can only be detected by the client. These errors include:

- Option value is not correct.
- Options that have been retired by newer versions of the IBM Spectrum Protect client.
- Missing brackets or directory delimiters.
- Include and exclude patterns that are too complex.

**System action:** The option is ignored by the IBM Spectrum Protect client.

**User response:** Contact the IBM Spectrum Protect server administrator to determine if the option can be removed from the client option set.

**ANS2039E Invalid destination file specification 'file-name' entered**

**Explanation:** The destination file specification must end with directory delimiter when performing a file list restore, or when the restore specification is for more than one file, or when the option SUBDIR YES is in effect.

**System action:** Processing stopped.

**User response:** Specify a destination that ends with directory delimiter.

**ANS2040E While attempting to communicate with the remote client, a version check reveals that the versions do not match. The version is remoteversion but the expected version is localversion.**

**Explanation:** During initialization between the local client and the remote client, version checking reveals that the versions do not match. This is usually the result of an upgrade of one client module without upgrading other client modules that are part of product solution.

**System action:** The calling procedure returns and control is passed back the user.

**User response:** Check the versions of all IBM Spectrum Protect Client products that communicate with each other and ensure that they are all at the same version, release, and level.

---

**ANS2041E** Snapshot Differencing support is not available on the specified NetApp filer.

**Explanation:** Incremental by snapshot difference backup cannot be performed because required support on the specified NetApp filer is not available. .

**System action:** Processing terminates.

**User response:** None.

---

**ANS2042W** '*symboliclink*':is a symbolic link to a file or directory in another filesystem. ACLs or extended attributes might not be backed up.

**Explanation:** The backup or archive operand contains a symbolic link to a file or directory in another file system. Processing may lead to loss of ACLs or other extended attributes because they might not be processed.

**System action:** The file data is backed up. Processing continues with the next object.

**User response:** If you need to ensure that ACLs and other extended attributes are backed up successfully, do not use symbolic links to back up files on other file systems of different file system types. Instead use IBM Spectrum Protect to process the other file system directly.

---

**ANS2043I** The virtual machine template '*name*' has already been backed up.

**Explanation:** Virtual machine templates are skipped if no change has occurred since the last backup.

**System action:** Processing skips this virtual machine template.

**User response:** To back up this virtual machine template, run an incremental forever full backup operation.

---

**ANS2044E** The template virtual machine '*name*' cannot be restored when the IBM Spectrum Protect data mover node on the vStorage Backup Server is connected directly to an ESX/ESXi host.

**Explanation:** The VMware vStorage API do not support template virtual machine operations when connected directly to an ESX/ESXi host.

**System action:** Processing stops for this template virtual machine

**User response:** Virtual machine template operations are supported when the IBM Spectrum Protect data mover node connects directly to a ESX/ESXi host. Modify the VMCHOST to connect the IBM Spectrum Protect data mover to a vCenter Server.

---

**ANS2045E** The VMENABLETEMPLATEBACKUPS option is not specified. The virtual machine template '*name*' can not be backed up.

**Explanation:** The VMENABLETEMPLATEBACKUPS template option must specify YES in order for a virtual machine template to be included in a backup operation. The default value is NO.

**System action:** Processing stops for this template virtual machine

**User response:** Use the option `-vmenabletemplatebackups=yes` and run the operation again.

---

**ANS2046S** Error '*errtxt*' (*errno=errno*) occurred trying to write to audit log '*file-name*'. The audit log function is disabled.

**Explanation:** There was an error encountered writing to the audit log (for example, there is not enough space on the disk).

**System action:** Audit logging is disabled for the rest of the operation. The return code for the operation is set to 12 to indicate that the contents of the audit log are incomplete.

**User response:** If this is an out of space condition either free up space on the volume or try to write the audit log to a volume with more space.

---

**ANS2047E** An unexpected error was encountered processing a system state/services request.  
**IBM Spectrum Protect function name :**  
*function-name*  
**IBM Spectrum Protect function :**  
*function-desc*  
**IBM Spectrum Protect return code :**  
*TSM-rc*  
**IBM Spectrum Protect explanation :**  
*TSM-msg*  
**IBM Spectrum Protect file :** *file-name*  
*(line-number)*

**Explanation:** None.

**System action:** Processing the system state stops.

**User response:** Contact the IBM Spectrum Protect administrator with the information provided in this message.

---

**ANS2048W** Named stream of object '*object-namepath-name file-name*' is corrupt.

**Explanation:** One or more of the file's named streams are corrupt.

**System action:** The named stream is not restored/retrieved.

**User response:** The backup copy of the named stream is damaged. The file is restored to as great an extent as possible, but the file should be examined to verify that it is usable.

---

**ANS2049W** Named stream of object '*object-name*' may be corrupt.

**Explanation:** One or more of the file's named streams may be corrupt.

**System action:** The named stream is restored/retrieved to as great an extent as possible.

**User response:** The backup copy of the named stream may be damaged. The file is restored to as great an extent as possible, but the file should be examined to verify that it is usable.

---

**ANS2050E** IBM Spectrum Protect needs to prompt for the password but cannot prompt because the process is running in the background.

**Explanation:** If PASSWORDACCESS=PROMPT or if the password that is stored locally is incorrect, IBM Spectrum Protect attempts to prompt the user for the password. The attempt to prompt the user fails because the process is running in the background. When a process is running in the background, prompting is not allowed.

**System action:** Processing stopped.

**User response:** If RUNASSERVICE=YES, do not set PASSWORDACCESS=PROMPT. Use PASSWORDACCESS=GENERATE.

---

**ANS2051W** The local snapshot repository was not found on *location*.

**Explanation:** The specified directory for the local snapshot location does not exist.

**System action:** Processing continues.

**User response:** A new local snapshot repository will be build in the specified directory.

---

**ANS2052E** Information about the disk subsystem is missing.

**Explanation:** The local snapshot repository could not be initialized due to missing information about the disk subsystem.

**System action:** Processing stops.

**User response:** The application ensures that the disk subsystem is initialized properly. Check for preceding error messages.

---

**ANS2053E** A memory allocation error has occurred in file *filename*, line number *linenumber*.

**Explanation:** Enough memory was not available to continue processing.

**System action:** Processing ends.

**User response:** Ensure that your system has sufficient real and virtual memory. Close unnecessary applications.

---

**ANS2054E** Operating system error *errno: messagetext*.

**Explanation:** The application encountered an unexpected message error during the execution of a system function. The respective operating system error and message text will be displayed.

**System action:** Processing stops.

**User response:** Check the specific error message.

---

**ANS2055I** The local snapshot manager could not be locked.

**Explanation:** The local repository is locked by another application. This process will proceed when the other application unlock the local repository.

**System action:** Processing continues.

**User response:** None.

---

**ANS2056I** Waiting maximal *timeout* seconds until the lock is released by the other application.

**Explanation:** While the local repository is locked by another application, the program will wait a specific period of time to proceed. For example, in the mySAP environment, the wait period is 1 hour.

**System action:** Processing continues.

**User response:** None.

---

**ANS2057E** Local snapshot manager not initialized.

**Explanation:** The local snapshot repository was used without previous initialization.

**System action:** Processing ends.

**User response:** The system normally ensures that the local repository is initialized. Check for preceding error messages.

---

**ANS2058E** The data container with ID *dcID* could not be updated in the local repository.

**Explanation:** During a FlashCopy backup the target set record in the local repository is updated with the correspondent properties. A failure occurred during that process.

**System action:** Processing ends.

**User response:** Check for preceding error messages like memory allocation error or other system error.

**ANS2059E Cannot find a target data container that match with the source data container.**

**Explanation:** During a snapshot type backup or hardware function, the process tries to find a target data container that match to the source data container to satisfy the operation. A matching target data container could not be found.

**System action:** Processing ends.

**User response:** See the rules for select one of multiple target data containers. For example, this message will be displayed if the user is trying to start a FlashCopy backup of type 'INCR' and all the target sets are being used for the FlashCopy type 'COPY'. Make sure also that the target volumes are available to the backup system and the syntax is correct for the following setup file parameters: 1. shark\_target\_volume 2. shark\_copy\_service\_code 3. java\_home\_directory 4. primary\_copyservices\_servername 5. shark\_username 6. shark\_password

**ANS2060W Cannot find a volume in the target data container *dcID* to match with the source *srcvol*.**

**Explanation:** This warning message indicates that for the specific source not any target volume could be found in this target data container that matches for a FlashCopy operation. If multiple target data containers are being used, the processing will continue checking the volumes of the next target data container.

**System action:** Processing continues.

**User response:** None.

**ANS2061W The target data container with ID *dcid* was not found in the local repository.**

**Explanation:** An inquire of the data container with the specified ID could not be satisfied because that target set does not exist in the local repository.

**System action:** Processing may continue.

**User response:** The application that is requesting the inquire will decide whether or not the error should end the program. Check for following messages.

**ANS2062W Could not find a target data container in the state *state* to fulfill the requested criteria.**

**Explanation:** A data container in the specified state was not found in the local repository to satisfy specific criteria requested by the application.

**System action:** Processing may continue.

**User response:** Which criteria have been passed is application specific. Check for following messages. The application will decide whether or not that warning should end the program.

**ANS2063W The local snapshot repository already exists on the directory *location*.**

**Explanation:** An application tried to create the local repository in a directory that already exists.

**System action:** Processing may continue.

**User response:** The application will decide whether or not that warning should end the program. Check for following messages.

**ANS2064I The local snapshot repository will be created on the directory *location*.**

**Explanation:** The local snapshot repository containing information about the state of the data containers is being created.

**System action:** Processing continues.

**User response:** None.

**ANS2065I The local snapshot repository could not be created on the directory *location*.**

**Explanation:** A failure occurred creating the local snapshot repository.

**System action:** Processing ends.

**User response:** Look for a operating system error message.

**ANS2066E Cannot read the *.fct* file *filename*.**

**Explanation:** The *.fct* file containing the target data containers was not found or is not accessible.

**System action:** Processing ends.

**User response:** Check the name, the path and the right of the file.

**ANS2067E The exception *CLsmException* was thrown. Reason: *txt*.**

**Explanation:** An unexpected error occurred processing a function of the local snapshot repository.

**System action:** Processing ends.

**User response:** Check the specific reason.

---

**ANS2068E** No target LUNs were found for the data container *dcID* in the .fct file *filename*.

**Explanation:** The program will search in the .fct file for each specific data container a list of entries with the label <PREFIX>TARGET\_VOLUME where the prefix depends on the hardware type. Either you have a wrong label for the target volumes of the specified data container or this data container in the .fct file does not have any target LUNs.

**System action:** Processing ends.

**User response:** This error can only occurred if the application does not have a GUI where the user provides the input of the target data containers and the format will automatically be checked. If so, please check the format of the .fct file.

---

**ANS2069E** Cannot read the file *filename* of the local snapshot repository.

**Explanation:** The system keeps some information about the state of the data containers locally in a file. This file was not found or is not accessible.

**System action:** Processing ends.

**User response:** Check the name, the path and the right of the file.

---

**ANS2070E** The repository state file *filename* is empty or has a wrong format.

**Explanation:** The system keeps some information about the state of the data containers locally in a file. This file was found but the expected format of the data in not correct.

**System action:** Processing ends.

**User response:** Normally the system ensures that the format of this file is correct. Check for preceding error.

---

**ANS2071E** The data container *dcID* could not be inserted in the local snapshot repository.

**Explanation:** The system keeps some information about the state of the data containers locally in a file. Inserting an entry for a new data container occurred an error.

**System action:** Processing ends.

**User response:** This is an unexpected error. Check for preceding error. If not any other error can be seen, collect the logs and traces and contact the support.

---

**ANS2072E** An unexpected error was encountered processing a IBM Spectrum Protect operation using a hardware or snapshot function.  
IBM Spectrum Protect function name : *function-name*

IBM Spectrum Protect function : *function-desc*

IBM Spectrum Protect return code : *TSM-rc*

IBM Spectrum Protect file : *file-name* (*line-number*)

**Explanation:** None.

**System action:** Processing stops.

**User response:** Contact the IBM Spectrum Protect administrator with the information provided in this message.

---

**ANS2073E** The file *filename* of the local snapshot repository could not be opened for writing.

**Explanation:** The system keeps some information about the state of the data containers in the local snapshot repository. Opening a file of this repository occurred an error.

**System action:** Processing ends.

**User response:** Check the rights permission of that file.

---

**ANS2074E** Cannot open user input FlashCopy target file '*fct\_file*'.

**Explanation:** The FlashCopy target file that the user provided cannot be read.

**System action:** The operation fails.

**User response:** Run the client configuration utility and provide a valid FlashCopy target user input file.

---

**ANS2075E** There is no VTOC data available for the volume. The volume cannot be backed up.

**Explanation:** The volume disk label type is not VTOC. It is possible that your disk is formatted with an EFI label. The IBM Spectrum Protect client on Solaris currently supports only VTOC disk labels.

**System action:** The volume is not backed up.

**User response:** Do not attempt to backup volumes formatted with a non-VTOC disk label.

---

**ANS2076E** *program-name*: Space Managment can not be added for file system '*filesystem*' The length of the file system name exceeds the maximum length of '*maxlength*' which can be stored in a DMAPI attribute.

**Explanation:** The DMAPI has a limitation in the size of data that can be stored in a DMAPI attribute. If the length of the file system name exceeds this limit the IBM Spectrum Protect client can not add space



management to the file system.

**System action:** Space management cannot be added to file system.

**User response:** Please make sure that the length of the file system name does not exceed the DMAPI limit.

---

**ANS2077E** *program-name:* **Reconcile for file system 'filesystem' can not be started for the selected mode in a non-scout environment. Please use Two Way Orphan Check Reconcile instead.**

**Explanation:** The IBM Spectrum Protect client reconciliation program can not be started in orphan check or stub restore mode when the HSM system is configured to run without the scout daemon.

**System action:** Reconcile can not run in a non scout environment.

**User response:** If you have configured a non scout environment you need to use the Two Way Orphan Check Reconcile.

---

**ANS2078E** **System state backup is not allowed CLUSTERNODE is set to YES.**

**Explanation:** When the CLUSTERNODE option is set to YES, the backup systemstate command is not valid.

**System action:** System state backup is stopped.

**User response:** If the CLUSTERNODE option is incorrectly set to YES, then change the option to NO and try the operation again. Otherwise see the backup-archive client manual for further information about configuring the client to run in a cluster environment.

---

**ANS2079E** **Error processing 'filespace namepath-namefile-name': error scanning snapshot**

**Explanation:** This message is issued when the IBM Spectrum Protect client is unable to read data from a snapshot used for the backup. If you are performing the Microsoft Volume Shadowcopy Service (VSS) snapshot backup one possible cause is that the operating system deleted a VSS snapshot because the shadow copy storage could not grow. If you are performing the snapshot difference incremental backup on normal NetApp/N-Series volumes one possible cause is that the base snapshot was accidentally removed from the NetApp file server.

**System action:** Backup processing for the file system stops.

**User response:** If you were performing VSS snapshot-based backup, examine the client error log and the Microsoft Windows system event log for any

other messages that might help identify the problem. If there are no obvious reasons for the failure, try the operation again, the problem might be caused by temporary I/O conflicts between VSS and other system disk I/O activities. If you were performing snapshot difference incremental backup, contact your IBM Spectrum Protect administrator to verify that base snapshot was not accidentally deleted.

---

**ANS2080W** **The value 'option' for the option 'option' is no longer supported and will be ignored by IBM Spectrum Protect client in this release.**

**Explanation:** The specified option value is in the process of being made obsolete and will be ignored by the client in this release. This option value will be removed in the next release and will no longer be valid.

**System action:** Processing continues.

**User response:** Update the option value or remove the option from the option file. Also check the documentation to see if this option has been replaced by a newer option.

---

**ANS2083W** **No vApps that match the input specification were found.**

**Explanation:** A vApp that matches the specified input or the VAPP value in the DOMAIN.VCD option was not found.

**System action:** The operation is stopped

**User response:** Make sure the the VAPP value in the DOMAIN.VCD option is correct.

---

**ANS2084I** **Creating a new vApp**

**Explanation:** The estore is attempting to create the destination vApp.

**System action:** This message is for informational purposes only.

**User response:** No action is required.

---

**ANS2085E** **The virtual machine is configured as a fault tolerant virtual machine. As a result, it cannot be backed up.**

**Explanation:** vSphere does not allow for the snapshot or backup of fault tolerant virtual machines with vStorage API for Data Protection.

**System action:** The virtual machine is not backed up.

**User response:** To back up a fault tolerant virtual machine with vStorage API for Data Protection, first disable fault tolerant. Then, after the backup completes, enable fault tolerant.

---

**ANS2088E** Session rejected: The client does not use unicode.

**Explanation:** The server cannot accept the client session because the client does not use unicode and the node already contains a unicode filesystem. The server records whether or not the client's data is unicode, and does not let the node change this attribute.

**System action:** Processing stops.

**User response:** Logon to the server from a client with a platform that uses unicode data. For example, the original platform that was used to create the existing filesystems for this node. Alternatively, if the client node needs to change to the platform that is currently being attempted, contact the server administrator to remove the existing filesystems that contain unicode data and try the node connection again.

---

**ANS2089E** The string *string\_text* can not be converted to Unicode.

**Explanation:** An object contains a multibyte sequence that is invalid for the current locale.

**System action:** The operation stops.

**User response:** Verify that the locale is appropriate for the objects that are processed.

---

**ANS2090I** The virtual machine folder could not be found in this path: *'name'*.

**Explanation:** The destination target does not have the original inventory path that was saved with the virtual machine. As a result, the virtual machine is restored to the top level of the ESX/ESXi inventory.

**System action:** Processing continues

**User response:** None

---

**ANS2091I** The virtual machine resource could not be found in this path: *'name'*.

**Explanation:** The destination target does not have the original resource path that was saved with the virtual machine. As a result, the virtual machine is restored to the top level of the ESX/ESXi inventory.

**System action:** Processing continues

**User response:** None

---

**ANS2092I** The restore process will override the original inventory path that was saved with this virtual machine.

**Explanation:** Specifying the *-datacenter* or *-host* option will override the original inventory path that was saved with the virtual machine. As a result, the virtual machine is restored to the top level of the ESX/ESXi inventory.

**System action:** Processing continues

**User response:** None

---

**ANS2093E** The remote file system agent is downlevel and does not support this operation.

**NODENAME :** *node*

**MULTI-NODE NAME :** *multi-node*

**hostname :** *host*

**TCP/IP address :** *tcpaddr:tcpport*

**version :** *version.release.level..mod*

**Explanation:** None.

**System action:** The operation fails.

**User response:** Upgrade the remote file system agent to a supported level.

---

**ANS2097E** Unable to establish a session with the IBM Spectrum Protect server as target node *'target'* using agent node *'agent'*.

**Explanation:** None.

**System action:** Processing ends.

**User response:** Ensure that the multi-node name exists on the server and that the agent node has the proper authority to target node listed.

---

**ANS2100E** Backup of virtual machine *'virtual-machine-name'* cannot continue because an invalid disk area was encountered during backup.

**Explanation:** During a backup of the virtual machine, one or more virtual hard disks indicated an invalid disk area for backup such as a length of zero, a length greater than the size of the disk, invalid starting position, or negative values.

**System action:** The backup was stopped.

**User response:** Check that the virtual machine's storage is configured properly, working correctly, and all storage hardware is properly connected to the virtual machine. Try the command again. If the problem persists contact IBM Spectrum Protect customer support.

---

**ANS2101E** Compressed data grew.

**Explanation:** The size of data is growing after compression

**System action:** Processing continues.

**User response:** The application must abort the transaction.

Please turn off compression and try to resend the object.

---

**ANS2102E File list processing not started**

**Explanation:** An error occurred before the file list processing was started.

**System action:** Processing stops.

**User response:** Examine the client error log for additional messages that might indicate the reason for the problem. Try to follow the suggested corrective actions (if any) and try the operation again.

---

**ANS2104E An error occurred after processing the file list.**

**Explanation:** An error occurred after the file list processing completed.

**System action:** Processing stops.

**User response:** Examine the client error log for additional messages that might indicate the reason for the problem. Try to follow the suggested corrective actions (if any) and try the operation again.

---

**ANS2105I File list entry not Processed: File List Entry**

**Explanation:** A file list operation encountered an error. This entry from the file list was not processed.

**System action:** This message is for auditing purposes only.

**User response:** This message is for auditing purposes only.

---

**ANS2106I Connection to primary IBM Spectrum Protect server *primary server*; failed**

**Explanation:** A communication error occurred while attempting to connect to the primary server. The node is configured for replication and will attempt to connect to the secondary server.

**System action:** Processing continues.

**User response:** Contact the IBM Spectrum Protect server administrator to verify if the primary server is available. If the primary server is available, check the error log for communications failures and correct any configuration issues. If the IBM Spectrum Protect server is not available, allow the node to fail over to the secondary server as configured by the primary IBM Spectrum Protect server administrator.

---

**ANS2107I Attempting to connect to secondary server *secondary server*; at *secondary server*; : TCP/IP Port;**

**Explanation:** The node is configured for replication and will attempt to connect to the secondary server. The secondary server address and port are configured by the primary IBM Spectrum Protect server

administrator and are saved in the options file.

**System action:** Processing continues.

**User response:** Contact the IBM Spectrum Protect server administrator to verify if the primary server is available. If the primary server is available, check the IBM Spectrum Protect error log for communications failures and correct any configuration issues. If the IBM Spectrum Protect server is not available, allow the node to fail over to the secondary server as configured by the primary IBM Spectrum Protect server administrator.

---

**ANS2108I Connected to secondary server *secondary server*;**

**Explanation:** The node is configured for replication and has successfully connected to the secondary server.

**System action:** Processing continues.

**User response:** None.

---

**ANS2110I Connection to secondary server IBM Spectrum Protect *secondary server*; failed**

**Explanation:** A communications error occurred while attempting to connect to the secondary server. The node is configured for replication and an attempt to connect to the secondary server was made but failed.

**System action:** Processing continues.

**User response:** Contact the IBM Spectrum Protect server administrator to verify if the secondary server is available. If the secondary server is available, check the error log for communications failures and correct any configuration issues.

---

**ANS2111E The REPLSERVERNAME entry for the specified MYREPLICATIONSERVER option was not found.**

**Explanation:** The MYREPLICATIONSERVER option must have a matching REPLSERVERNAME entry in the options file. The REPLSERVERGUID, REPLTCPPORT, and REPLTCPSEVERADDRESS must also be specified. These options are normally set by the IBM Spectrum Protect server administrator and saved to the options file during logon to the primary server.

**System action:** Processing stops.

**User response:** Manually edit the options file to either correct or remove the options.

---

**ANS2112I Secondary server is configured as 'read-only'. Backup and Archive operations are not supported when the secondary server is in 'read-only' mode**

**Explanation:** The IBM Spectrum Protect client has established a session with a server that is configured as 'read-only'. The IBM Spectrum Protect server is

configured as a replication server and will not accept data from this node.

**System action:** Processing continues.

**User response:** The IBM Spectrum Protect may be used for Restore, Retrieve and Query operations. Backup and Archive commands will fail. The IBM Spectrum Protect server administrator can enable Backup and Archive operations for the node with the 'Update Node' command.

**ANS2113E    The Command; command is not enabled when connected to the secondary server in failover mode.**

**Explanation:** The IBM Spectrum Protect client has failed over and established a session with a secondary server. The IBM Spectrum Protect server is configured as a replication server and will not accept data from this node. Commands that store data on the server are disabled.

**System action:** Processing continues.

**User response:** You can use the IBM Spectrum Protect client for Restore, Retrieve, and Query operations. Backup and Archive operations will fail.

**ANS2114W    IBM Spectrum Protect application protection did not copy the VSS Manifest files from VM 'VM'.**

**Explanation:** The VSS Manifest files are not found on the guest machine.

**System action:** The VSS Manifest files cannot be copied. Verify that the VSS and SQL Writer services are running on the guest VM

**User response:** None

**ANS2115I    Replication server connection information saved: connection information;**

**Explanation:** This node is configured for replication. The replication server connection information has been saved to the options file. The replication server options are set by the IBM Spectrum Protect Administrator, sent to the client during logon, and are saved to the options file.

**System action:** Processing continues.

**User response:** None.

**ANS2116W    IBM Spectrum Protect application protection did not back up the VSS Manifest files from VM 'VM'.**

**Explanation:** A failure occurred while backing up the files that are necessary for application protection.

**System action:** The back up of this VM failed.

**User response:** Check the dserror.log for additional information. Then try the operation again.

**ANS2117E    Source volume is of subtype dev-type and destination is of subtype dev-type. Destination must be larger than source.**

**Explanation:** Logical volumes from scalable volume groups (subtype DS\_LVZ) do not contain an LVCB. That is, the very first block contains user data. AIX LVM volumes from original volume groups (subtype LVM) contain a Logical Volume Control Block (LVCB) on the first block (512 bytes) of the volume. When restoring to a volume of subtype LVM, the first block must be skipped in order to preserve the existing LVCB of the destination volume. That is, the restore operation begins writing at the second block of the volume.

This means that given two volumes of identical size, one of subtype DS\_LVZ and the other is of subtype LVM, the latter has one less 512-byte block in which to store user data. Thus when you restore a volume of subtype DS\_LVZ to a volume of subtype LVM, it is not sufficient for the destination volume to be the same size as the source volume. Instead, the destination volume must be at least one 512-block larger than the source volume.

**System action:** The restore operation is not performed.

**User response:** Make sure that both source and destination logical volumes are of the same type, or choose a larger destination volume, or increase the size of the destination volume.

**ANS2118I    A write failure occurred while attempting to save node replication failover values to the options file.**

**Explanation:** A write failure is often a result of insufficient access permissions to the options file, but could also be caused by the lack of available disk space. The replication server connection information can not be saved and failover will not be possible.

**System action:** The operation failed.

**User response:** Check the local disk for possible causes of the write error, and check to see that sufficient access to the options file is configured.

**ANS2119I    An invalid replication server address return code rc value = rc-value was received from the server.**

**Explanation:** An invalid replication server address return code indicates that the server was not able to acquire connection information.

**System action:** Possible server problem.

**User response:** Check the server log for more information.

---

**ANS2120W** The last store operation date reported by the server replication server; of server commit date; UTC does not match the last store operation date of client commit date; UTC stored by the client for the filespace filespace;.

**Explanation:** The last store operation date reported on the server does not match the date stored locally on the client. If connected to the replication server it is likely that the replication was done before the last store operation from the client to the primary server. Hence, the replication is out of date. If connected to the primary server it is likely that the previous backup was done from another machine.

**System action:** Processing continues.

**User response:** Contact the IBM Spectrum Protect server administrator. Restoring from an out of date replica may lead to loss of data. If the primary server cannot be recovered, a full backup to the replica may be appropriate. If connected to the primary server, the message can be ignored.

---

**ANS2122E** The name of virtual machine 'VM-name' ends with a period. The backup/restore of such machines is not supported.

**Explanation:** The specified virtual machine ends with a period character that are not supported for virtual machine backup and restore operations.

**System action:** The backup for the specified virtual machine fails.

**User response:** Rename the virtual machine so that it does not ends with period.

---

**ANS2123W** Issue the dsmdc SET PASSWORD -type=VCD 'vCloud Director hostname' 'userid' 'password' command to save an encrypted password.

**Explanation:** The VCDPW option was found either in an options file or as a command- line entry. Although both methods of entry are allowed, they present a security risk because the password is in plain text and is not encrypted.

**System action:** The option is accepted and the VCD password is used in the current session.

**User response:** To save an encrypted password, issue the following command:  
dsmdc SET PASSWORD -type=VCD 'VirtualCenter hostname' 'userid' 'password'

---

**ANS2124W** Client node replication table is locked by another process.

**Explanation:** Another process is using the client node replication table.  
Only one process may use it at a time.

**System action:** This process does not use the client node replication table.

**User response:** You can serialize processes using the client node replication table. Or you can reconfigure the current process to use a different table path to avoid contention.

---

**ANS2126E** The Organization VDC node that contains snapshots of Organization VDC 'org vdc name' of organization 'org name' was not found.

**Explanation:** The Organization VDC node contains the backup data to be restored. The specified organization and organization VDC are not mapped to this Organization VDC node. As a result, the restore operation cannot proceed.

**System action:** The operation stops.

**User response:** Verify that the specified organization, organization VDC, and vApp are correct.

---

**ANS2127E** The snapshot data that is required to restore 'vapp name' cannot be retrieved from the IBM Spectrum Protect Server.

**Explanation:** The required snapshot data was unable to be retrieved from the IBM Spectrum Protect Server.

**System action:** The operation stopped.

**User response:** Check the dsmderror.log file for information about why the data was not retrieved. Then, try the operation again. If the problem persists, visit the IBM Support Portal for additional information at <http://www.ibm.com/support/entry/portal/>.

---

**ANS2128E** Failed in creating a restored version of vApp 'vapp name'.

**Explanation:** The operation to create a restored vApp on the vCloud failed. The data associated with the vApp snapshot might not be complete.

**System action:** The operation stops.

**User response:** Check the dsmderror.log file for information about why the operation failed. Then, try the operation again. If the problem persists, visit the IBM Support Portal for additional information at <http://www.ibm.com/support/entry/portal/>.

---

**ANS2129E** A VM you tried to rename 'rename' did not appear in the list of VMs to restore 'list'.

**Explanation:** The VMNAME option for parallel restores requires pairing the name and rename fields together. You cannot rename a VM which you are not attempting to restore.

**System action:** The operation will not begin.

**User response:** Verify the syntax of the command and spelling of the VMs you are trying to restore.

---

**ANS2135E The node on the IBM Spectrum Protect server is in read only mode.**

**Explanation:** The server has prevented a store operation on the IBM Spectrum Protect server. The most likely explanation for this is the node has failed over to the secondary server.

**System action:** Processing stops.

**User response:** Contact the IBM Spectrum Protect server administrator to verify if the primary server is available. If the primary server is available, check the error log for communications failures and correct any configuration issues.

---

**ANS2136E Operation not permitted. The secondary server reports the primary server is available. Quit and restart the IBM Spectrum Protect client and retry the command.**

**Explanation:** The server has prevented a store operation on the secondary IBM Spectrum Protect server. The secondary server reports that the primary server is available. However, the IBM Spectrum Protect client failed over to the secondary server.

**System action:** Processing stops.

**User response:** Restart the IBM Spectrum Protect client and verify the primary server connection is made. If the IBM Spectrum Protect client is unable to connect to the primary server, contact the IBM Spectrum Protect server administrator to verify if the primary server is available. If the primary server is available, check the error log for communications failures and correct any configuration issues.

---

**ANS2138E Failed in restoring the vApp properties to vApp: 'vapp name'.**

**Explanation:** The vApp properties were not restored to the created vApp. This failure might be caused by a problem in the backed up vApp or in its metadata.

**System action:** The operation completes. However, it is possible that the restored object does not contain all of the expected content.

**User response:** Check the backed up vApps on the vCloud. In addition, check the dsmerror.log file for any additional messages that might be related to this problem. Try the operation again. If the problem persists, visit the IBM Support Portal for additional information at <http://www.ibm.com/support/entry/portal/>.

---

**ANS2143E vApp verification failed. Data inconsistency was found.**

**Explanation:** During the verification of a vApp, an inconsistency was found in the backup data.

**System action:** The restore operation was stopped.

**User response:** Examine the client error log for any additional messages that might be related to this problem and contact IBM Spectrum Protect technical support for further assistance.

---

**ANS2145W Warning - updating an existing virtual machine named 'name'. The restore operation continues.**

**Explanation:** The virtual machine exists and will be updated with the disks specified.

**System action:** The virtual machine will be updated by the restore operation.

**User response:** No user action is necessary.

---

**ANS2146E The target vCenter or ESX/ESXi host is no longer supported, for virtual machine backups, by this version of IBM Spectrum Protect.**

**Explanation:** The target vCenter or ESX/ESXi host is no longer supported, for virtual machine backups, by this version of IBM Spectrum Protect.

**System action:** Processing stops for this virtual machine.

**User response:** Specify another target vCenter or ESX/ESXi host that is supported by this version of IBM Spectrum Protect.

---

**ANS2147E The virtual machine named 'name' already exists on the target system.**

**Explanation:** The virtual machine cannot be restored because the name already exists on the target system.

**System action:** Processing stops for this virtual machine

**User response:** Use the -vmname option to rename the virtual machine.

---

**ANS2148I Virtual machine templates cannot be backed up in incremental mode, switching to full mode.**

**Explanation:** The backup of virtual machine templates are only supported as full backups.

**System action:** Processing continues in full mode for this template virtual machine.

**User response:** To back up this virtual machine template use full mode.

---

**ANS2149E** The restore operation for this virtual machine to the target ESX/ESXi host is not supported because virtual machine hardware version is incompatible.

**Explanation:** The target ESX/ESXi host does not support the virtual hardware version of the virtual machine. As a result, a restore of the specified virtual machine to this host is not supported.

**System action:** Processing stops for this virtual machine.

**User response:** Specify another virtual machine to restore or specify another target ESX/ESXi host that supports virtual hardware version of the virtual machine.

---

**ANS2150E** Set  
HSMDISABLEAUTOMIGDAEMONS  
YES in the dsm.opt file to use HSM  
multi-server functionality.

**Explanation:** Set HSMDISABLEAUTOMIGDAEMONS YES in the dsm.opt file to use HSM multi-server functionality.

**System action:** HSM multi-server processing stops.

**User response:** Set  
HSMDISABLEAUTOMIGDAEMONS YES in dsm.opt.

---

**ANS2155W** Skipping file '*file-name*'. File related to '*server-name*'.

**Explanation:** File is already coupled to another server.

**System action:** HSM continues with normal operation.

**User response:** Use the correct server to process the file.

---

**ANS2156E** The server '*server-name*' was not added to the environment.

**Explanation:** The requested IBM Spectrum Protect server was not added to the multi-server environment. There are several causes for this error:

- The file system is not managed by HSM.
- The HSM management is not active for the file system.
- The file system is out of space.
- The default IBM Spectrum Protect server for the file system was not yet added to the multi-server environment.
- The IBM Spectrum Protect server name is not valid.

**System action:** HSM multi-server processing stops.

**User response:** Eliminate the possible causes for this issue and retry.

---

**ANS2157E** The server '*server-name*' was not removed from the environment.

**Explanation:** The requested IBM Spectrum Protect server was not added to the multi-server environment. There are several causes for this error:

- The file system is not managed by HSM.
- The HSM management is not active for the file system.
- The IBM Spectrum Protect server is the default server for the file system and must be removed last.
- The IBM Spectrum Protect server name is not valid.

**System action:** HSM multi-server processing stops.

**User response:** Eliminate the possible causes for this issue and retry.

---

**ANS2158E** The server '*server-name*' was not added to the environment.  
You must first add the default IBM  
Spectrum Protect server  
(*default-server-name*) for this file system.

**Explanation:** The requested IBM Spectrum Protect server was not added to the multi-server environment. The requested IBM Spectrum Protect server is not the default server for the file system.

**System action:** HSM multi-server processing stops.

**User response:** Add the default IBM Spectrum Protect server first.

---

**ANS2159I** The server '*server-name*' was added to the environment.

**Explanation:** The requested IBM Spectrum Protect server was added to the multi-server environment.

**System action:** HSM multi-server processing continues.

**User response:** None.

---

**ANS2160I** The server '*server-name*' was removed from the environment.

**Explanation:** The requested IBM Spectrum Protect server was removed from the multi-server environment.

**System action:** HSM multi-server processing continues.

**User response:** None.

---

**ANS2161E** The server '*server-name*' is not a valid IBM Spectrum Protect server for this environment.

**Explanation:** The requested IBM Spectrum Protect server was not added to the multi-server environment.

**System action:** HSM multi-server processing stops.

**User response:** Check the dsm.sys file for the correct IBM Spectrum Protect server name.

---

**ANS2162E HSM cannot be removed from the file system. The IBM Spectrum Protect multi-server list is not empty.**

**Explanation:** HSM management was not removed from the file system.

**System action:** HSM processing continues.

**User response:** Remove all IBM Spectrum Protect servers from the multi-server list before removing HSM.

---

**ANS2163E The default IBM Spectrum Protect server ('server-name') for the file system will be removed.**

**Explanation:** The default IBM Spectrum Protect server will be removed.

The IBM Spectrum Protect server list for multi-server will be empty after this step.

**System action:** HSM processing continues without multi-server support.

**User response:** nothing.

---

**ANS2165I The server 'server-name' is the default server and has been removed last.**

**Explanation:** The requested IBM Spectrum Protect server was removed from the multi-server environment.

**System action:** HSM multi-server processing continues.

**User response:** None

---

**ANS2166I The IBM Spectrum Protect server 'server-name' is not included in the multi-server environment.**

**Explanation:** The requested IBM Spectrum Protect server is not part of the multi-server environment.

**System action:** HSM multi-server processing continues.

**User response:** None.

---

**ANS2167W Can not read SERVERNAME attribute.**

**Explanation:** IBM Spectrum Protect cannot read the SERVERNAME attribute from file.

**System action:** HSM multi-server processing continues.

**User response:** None.

---

**ANS2168W Can not write SERVERNAME attribute.**

**Explanation:** IBM Spectrum Protect cannot write SERVERNAME attribute to file.

**System action:** HSM multi-server processing continues.

**User response:** None.

---

**ANS2169E Skipping - Requested server is not included in multi-server environment for filesystem 'file-system'.**

**Explanation:** The requested IBM Spectrum Protect server is not part of the multi-server environment.

**System action:** HSM multi-server processing continues.

**User response:** None.

---

**ANS2170W Skipping - file linked to another server.**

**Explanation:** The file is already coupled to another IBM Spectrum Protect server.

**System action:** HSM continues with normal operation.

**User response:** Use the correct server to process the file.

---

**ANS2171E The DMAPI version 'dmapi-version' is not supported.**

**Explanation:** The DMAPI version installed on this node is not supported from the given IBM Spectrum Protect client.

**System action:** Due to this issue the affected HSM process ends.

**User response:** Use the documentation to identify the supported DMAPI versions. Install a supported DMAPI and retry the HSM command or process.

---

**ANS2172E Command not supported in HSMBACKENDMODE TSMFREE.**

**Explanation:** That command is not supported using an external HSM backend.

**System action:** Exit program

**User response:** Do not use the command

---

**ANS2173E Volume 'volume name' from vFiler 'vFiler name' is mounted using AIX NFS version 4. This configuration is not supported for snapshot difference incremental backups.**

**Explanation:** Snapshot difference incremental backups are not supported for vFiler volumes mounted using AIX NFS version 4.



**System action:** Snapshot difference incremental backup fails.

**User response:** This problem is documented by NetApp BURT 630200. Apply the fix for this once it is available from NetApp. Specify "testflag snapdiffenablevfilenfs4" in dsm.opt file and retry the snapshot difference incremental backup.

---

**ANS2174E Conflicting options HSMLOGMAX and HSMLOGRETENTION were specified.**

**Explanation:** Values were specified for both the HSMLOGMAX and the HSMLOGRETENTION options. These options are mutually exclusive.

**System action:** Processing stops.

**User response:** Specify a nonzero value for HSMLOGMAX if you wish to have the IBM Spectrum Protect hsm log wrap when it reaches the specified maximum value. Use HSMLOGRETENTION if you wish you have the hsm log limited in size on a time-based schedule.

---

**ANS2175I Data from server 'server-name' should be recalled using the script 'dsmMultiServerRemove.pl'.**

**Explanation:** Migrated files must be recalled before a server can be removed from the multiserver configuration.

**System action:** The server will not be removed.

**User response:** Check the documentation for detailed information about the 'dsmMultiServerRemove.pl' script.

---

**ANS2176E The sample journal configuration file " could not be copied to ".**

**Explanation:** The IBM Spectrum Protect Journal Engine setup wizard tried to create a new journal configuration file by copying the sample configuration file. However the sample configuration file could not be successfully copied.

**System action:** The IBM Spectrum Protect Journal Engine setup wizard stops.

**User response:** Manually copy the sample journal configuration file "config\tsmjbbd.ini.smp" to "baclient\tsmjbbd.ini", then try the IBM Spectrum Protect Journal Engine setup wizard. The "baclient" and "config" directories can be found in the directory where you installed the IBM Spectrum Protect Backup-Archive Client. For example, "C:\Program Files\Tivoli\TSM\baclient" and "C:\Program Files\Tivoli\TSM\config"

---

**ANS2177E The vCloud vApp named 'vapp name' already exists on the target system.**

**Explanation:** The restore vApp command does not support restoring a vApp with an existing name.

**System action:** The restore was not performed.

**User response:** Execute the required restore command again, considering that the given name for the restored vApp is not used.

---

**ANS2181I Option *primary server*; saved.**

**Explanation:** This node is configured for replication. The primary server name option is now saved to the options file. The replication server options are set by the IBM Spectrum Protect Administrator, sent to the client during logon, and are saved to the options file.

**System action:** Processing continues.

**User response:** None.

---

**ANS2182I Option *secondary server*; saved.**

**Explanation:** This node is configured for replication. The replication server option is now saved to the options file. The replication server options are set by the IBM Spectrum Protect Administrator, sent to the client during logon, and are saved to the options file.

**System action:** Processing continues.

**User response:** None.

---

**ANS2183E Organization 'Org name' not found in the vCloud Director.**

**Explanation:** The specified Organization is not recognized by the vCloud Director.

**System action:** The action requested for the organization is canceled.

**User response:** Verify that an organization by the specified name exists in the vCloud. Organization names are case-sensitive.

---

**ANS2184E Organization VDC 'Org vDC name' not found in organization 'Org name'.**

**Explanation:** The specified organization VDC is not part of the specified organization.

**System action:** The action requested for the organization VDC is canceled.

**User response:** Verify that an organization VDC by the specified name exists in the specified organization. Organization and organization VDC names are case-sensitive.

---

**ANS2185E** Failed to log on to the vCloud Director on '*vCD host name*' with user name '*vCD user name*': Authentication failed.

**Explanation:** The vCloud credentials specified in the VCDUser and VCDPass options were rejected by the vCloud director.

**System action:** vCloud operations cannot be performed.

**User response:** Update the VCDUser and VCDPass options with valid credentials for the vCloud Director.

---

**ANS2187E** Failed to establish connection to the vCloud Director on '*vCD host name*'.

**Explanation:** A connection cannot be established to the vCloud Director on the host that is specified by the VCDHost and VCDPort options.

**System action:** vCloud operations cannot be performed.

**User response:** Verify that the values of the VCDHost and VCDPort options are valid, network connectivity to the host exists, and that the vCloud Director service is running.

---

**ANS2188E** The vCloud protection runtime library is not installed or failed to load.

**Explanation:** The vCloud runtime library is not installed or cannot be loaded.

**System action:** vCloud operations cannot be performed.

**User response:** Verify that the IBM Spectrum Protect for Virtual Environments vCloud runtime library is installed. If necessary, reinstall IBM Spectrum Protect for Virtual Environments.

---

**ANS2189E** The vCloud protection runtime library cannot be initialized.

**Explanation:** The vCloud protection runtime library failed to initialize. This issue might be caused by the Java runtime not being installed.

**System action:** vCloud operations cannot be performed.

**User response:** Verify that Java is installed.

---

**ANS2190E** The vCloud protection runtime library encountered an internal error.

**Explanation:** An internal error had occurred in the vCloud runtime library.

**System action:** vCloud operations cannot be performed.

**User response:** Check the dsmdir.log file for any

additional messages that might be related to this problem. Try the operation again. If the problem persists, visit the IBM Support Portal for additional information at <http://www.ibm.com/support/entry/portal/>.

---

**ANS2191E** An error occurred creating the default VSS staging directory '*path*'.

**Explanation:** The IBM Spectrum Protect client uses an VSS staging directory to store files related to VSS snapshot operations. The IBM Spectrum Protect client was unable to create this directory structure.

**System action:** The IBM Spectrum Protect client stopped.

**User response:** If the problem persists, contact IBM technicalsupport for further assistance.

---

**ANS2192E** Failed to read the node configuration information from node '*node name*'.

**Explanation:** Node mapping information is required for this vCloud operation. However, the mapping information either does not exist or cannot be read from the specified node.

**System action:** The operation is canceled.

**User response:** Make sure that you are accessing the correct node. The node mapping information is stored in the Provider VDC node. If necessary, go to the Configuration page and click 'Run the Configuration Wizard' to make corrections to the node mapping.

---

**ANS2193E** The required filespace for the vApp '*vapp name*' backup does not exist.

**Explanation:** No filespace exists for the specified vApp backup.

**System action:** The restore was not performed.

**User response:** Make sure that the specified vApp is correct. Then, try the restore operation again.

---

**ANS2194E** The snapshot data is incomplete for vApp '*vapp name*'.

**Explanation:** Inconsistent data was found in the backed up vApp. It is not possible to restore the specified vApp.

**System action:** The restore was not performed.

**User response:** Check the dsmdir.log file for any additional messages that might be related to this problem. If the problem persists, visit the IBM Support Portal for additional information at <http://www.ibm.com/support/entry/portal/>.

---

**ANS2195E** The number of VMs that are available for restore is different from expected according to the vApp '*vapp name*' metadata.

**Explanation:** Inconsistent data was found in the vApp metadata. It is not possible to restore the specified vApp. More VMs have been backed up than are now available for restore. This may happen due to incomplete node replication or if a file space was deleted.

**System action:** The restore was not performed.

**User response:** Check the dsmmerror.log file for any messages that may indicate the problem. Run a detailed query for this vApp to verify that all VMs backups exist. If node replication is used, ensure it is working correctly. If the problem persists, visit the IBM Support Portal for additional information at <http://www.ibm.com/support/entry/portal/>. Contact IBM Spectrum Protect administrator for more information.

---

**ANS2196W** An incompatible disk configuration is detected for the following disk: '*disk name*'. The individual database restore for the following database is not supported: '*database name*'.

**Explanation:** One or more database files in this operation are located on the dynamic or GUID Partition Table (GPT) disks. In this configuration, individual database restore is not supported.

**System action:** Backup of the full VM continues.

**User response:** To restore the environment to the previous statue, issue a full VM restore.

---

**ANS2197E** The verification test of vApp '*vapp name*' indicates that VM data is incomplete in the vApp. The vApp cannot be restored.

**Explanation:** Inconsistent data was found in the VM for the specified vApp. It is not possible to restore the specified vApp. This may happen due to incomplete node replication or if a file space was deleted.

**System action:** Operation continues.

**User response:** Check the dsmmerror.log file for any additional messages that might be related to this problem. Run a detailed query for this vApp to verify that all VMs backups exist. If node replication is used, ensure it is working correctly. If the problem persists, perform a FULL new backup of the vApp and visit the IBM Support Portal for additional information at <http://www.ibm.com/support/entry/portal/>. Contact IBM Spectrum Protect administrator for more information.

---

**ANS2198I** Backup of VMware vCloud Director vApp '*vApp name*' in Organization VDC '*Org VDC name*' of organization '*Org name*' completed successfully. VMs: *number of VM backed up out of number of VMs in vApp* VMs backed up successfully.

**Explanation:** The backup operation completed. The number of VMs backed up and the total number of VMs in the vApp are displayed.

**System action:** This message is for informational purposes only.

**User response:** If the number of VMs backed up is less than the total in the vApp please check the error logs for more information.

---

**ANS2200I** \*\*\*\*\* Filling Cache *count* files \*\*\*\*\*

**Explanation:** IBM Spectrum Protect the specified number of files have been added to the disk cache.

**System action:** Processing continues.

**User response:** None.

---

**ANS2201I** \*\*\*\*\* Inspecting Cache *count* files \*\*\*\*\*

**Explanation:** IBM Spectrum Protect the specified number of files have been examined in the disk cache.

**System action:** Processing continues.

**User response:** None.

---

**ANS2202E** Disk Full Error Accessing Disk Cache.

**Explanation:** A disk full error occurred attempting to access or write to the specified disk cache file during a disk cache incremental backup. See the client error log for more detailed information.

**System action:** Processing stops.

**User response:** This error can be resolved by freeing up space in the file system containing the cache file, or specifying a different location for the cache file. Use the diskcachelocation option to specify the location of the cache file.

---

**ANS2203E** Error Accessing Disk Cache.

**Explanation:** An error occurred attempting to access the specified disk cache file during a disk cache incremental backup. See the client error log for more detailed information. IBM Spectrum Protect.

**System action:** Processing stops.

**User response:** None.

---

**ANS2204E Disk cache restarted.**

**Explanation:** The length of an object name exceeded the configured disk cache key length during a disk cache incremental backup. The backup must be restarted.. IBM Spectrum Protect.

**System action:** Backup is restarted with a larger key length to accommodate the object name.

**User response:** None required. The name of the object that caused the failure can be found in the dsmmerror.log file.

---

**ANS2206W The user must have root authority to use the memory efficient backup disk cache method. The operation will continue using memory efficient backup method without disk caching.**

**Explanation:** None.

**System action:** The operation continues without using disk caching.

**User response:** None.

---

**ANS2213W The virtual machine 'vm-name' is configured with an invalid number of snapshot attempts specified by the tag 'tag' for category 'cat'.**

**Explanation:** An invalid number of snapshot attempts is specified for the quiescing or nonquiescing snapshot attempts in the tag value. The maximum value that you can specify is 10 for either type of snapshot attempts. The minimum value that you can specify is 0, but both numbers cannot be 0.

**System action:** The operation continues with the default number of quiescing and nonquiescing attempts (2,0).

**User response:** Change the pair of numbers in the tag so that the number of quiescing and nonquiescing attempts is between 0-10, and that both numbers cannot be 0.

---

**ANS2218I The encryption key password for node *node name* and server *server name* has been migrated.**

**Explanation:** The format of the IBM Spectrum Protect password file has recently changed. The option MIGRATEENCRYPTKEY is set and the stored encryption key password was automatically migrated to the new format. This message confirms that the migration was successful.

**System action:** The encryption key password has been migrated.

**User response:** No response.

---

**ANS2219E Cannot backup or archive files into filesystem because it is owned by a IBM Spectrum Protect API application.**

**Explanation:** IBM Spectrum Protect Client cannot archive or backup files into a file space that is used a IBM Spectrum Protect API application.

**System action:** Processing stops.

**User response:** Use separate node names for IBM Spectrum Protect Client and IBM Spectrum Protect API application(s).

---

**ANS2220E The cluster disk could not be put in maintenance mode.**

**Explanation:** The system call to put the cluster disk in maintenance mode failed.

**System action:** Processing stopped.

**User response:** Try the operation again. If the problem continues, check the client error log for any other messages that might have been logged when this message was written, and take the corrective action (if any) suggested by those messages. Examine the Windows event log which may contain additional information. See your system administrator or IBM Spectrum Protect administrator for further help.

---

**ANS2221W Java was not able to resolve the IP address of your local machine due to network misconfiguration problems!  
Please verify your network and DNS configuration are setup correctly.  
Note that on UNIX machines the hostname must be reported correctly (the same)  
for IPv4 and IPv6 communication methods in the /etc/hosts configuration file.  
IBM Spectrum Protect processing continues.**

**Explanation:** Java was not able to get the local host address due to network misconfiguration problems.

**System action:** Processing continues.

**User response:** Please verify your network and DNS configuration are setup correctly. Note that on UNIX machines the hostname must be reported correctly (the same) for IPv4 and IPv6 communication methods in the /etc/hosts configuration file. See your system administrator or IBM Spectrum Protect administrator for further help.

---

**ANS2223W Rejected unauthenticated server-initiated session from *peer name*.**

**Explanation:** For security, the client will not accept server-initiated sessions from servers that have authentication turned off.

**System action:** The client-server session is not opened, and the schedule is not executed. The scheduler continues to wait for contact by a server that has authentication turned on.

**User response:** If the client system is supposed to accept scheduled events from the prompting IBM Spectrum Protect server, either ask the IBM Spectrum Protect server administrator to turn authentication on, or do not use server-initiated sessions. If the client system is not supposed to accept scheduled events from the prompting server, ask the IBM Spectrum Protect server administrator to remove the client node name from the schedule on the prompting server.

---

**ANS2225W User has specified 'SNAPSHOTROOT' option. *snapshot provider* snapshot backup is not valid in conjunction with this option. "SNAPSHOTROOT option will take precedence and processing will continue without the use of a snapshot taken internally by IBM Spectrum Protect.**

**Explanation:** The (-SNAPSHOTROOT) option is incompatible with IBM Spectrum Protect snapshot providers such as Logical Volume Snapshot Agent, VSS snapshot provider, JFS2 snapshot provider etc. which provide a comprehensive snapshot solution without having to use the (-SNAPSHOTROOT) option. It is strongly recommended that the snapshot capabilities provided by the IBM Spectrum Protect snapshot providers be used instead of using the (-SNAPSHOTROOT) option. Processing will continue without the use of the IBM Spectrum Protect snapshot providers.

**System action:** Processing continues without the use of the IBM Spectrum Protect snapshot providers.

**User response:** See the appropriate *Using the Backup-Archive Client* book for your operating system for correct use of the named option.

---

**ANS2226W The virtual machine '*vm-name*' is configured with an invalid hard disk list, specified by the tag '*tag*' for category '*cat*'.**

**Explanation:** An invalid hard disk number is specified in the disk backup list tag value. The minimum hard disk number that you can specify is 1 and the maximum hard disk number that you can specify is 999. Also, the hard disk numbers must be comma separated positive integer values.

**System action:** Processing stopped.

**User response:** Change the hard disk list tag so that the hard disk numbers are between 1-999, and are listed as comma separated values.

---

**ANS2227W Server option '*option-name*' '*option-value*' has not been applied on the client due to the client option SRVOPTSETENCRYPTIONDISABLED.**

**Explanation:** The client option SRVOPTSETENCRYPTIONDISABLED has been set to YES on the client thereby preventing the IBM Spectrum Protect administrator from setting one of the following client options - ENCRYPTKEY GENERATE, EXCLUDE.ENCRYPT, INCLUDE.ENCRYPT.

**System action:** The option will be ignored.

**User response:** None required.

---

**ANS2228W Backup of VMware vCloud Director vApp '*vApp name*' in Organization VDC '*Org VDC name*' of organization '*Org name*' completed. Some VMs were not backed up. VMs: *number of VM backed up out of number of VMs in vApp* VMs backed up successfully.**

**Explanation:** The vApp backup operation completed successfully. However, one or more VMs for the specified vApp were not backed up. These VMs will not be created during the restore operation.

**System action:** Processing continues to the next vApp.

**User response:** Check the log file for this vApp for more information about this message. Resolve the problem, then try the operation again.

---

**ANS2229E Failed to initialize the vCloud protection environment. See the local client error log for detailed error message information.**

**Explanation:** The vCloud protection package could not be initialized.

**System action:** The operation is stopped

**User response:** Make sure all options that are related to the vCloud environment are specified correctly. Check the dsmerror.log file for detailed information.

---

**ANS2230E Failed to create vApp list according to spec '*vApp specification*'**

**Explanation:** The vApp list was unable to be retrieved from the vCloud Director.

**System action:** The operation is stopped

**User response:** Make sure the values specified in the VCDHost, VCDUser, VCDPW, and DOMAIN.VCD

options are correct. Make sure the vCloud Director is alive.

---

**ANS2231I The IBM category 'cat' was not found.**

**Explanation:** The IBM Spectrum Protect option 'VMTAGDATAMOVER' is enabled so that IBM categories and tags can be applied to virtual machines, but the IBM category was not found.

**System action:** The backup operation continues without tagging support.

**User response:** Create the required IBM categories in the VMware vSphere web client or disable the data mover option 'VMTAGDATAMOVER' in the client options file.

---

**ANS2232E Failed to retrieve the list of VMs for vApp 'vApp name' from the vCloud Director.**

**Explanation:** The VM information for the specified vApp was not retrieved from the vCloud Director. This failure might be caused by the vCloud Director not being alive or accessible.

**System action:** The VMs that compose the specified vApp are not backed up. Processing continues to the next vApp.

**User response:** Make sure that the vCloud Director is alive and accessible. Check the dsmerror.log file for specific errors that are related to this issue.

---

**ANS2233I The IBM tag 'tag' for category 'cat' was not found.**

**Explanation:** The IBM Spectrum Protect option 'VMTAGDATAMOVER' is enabled so that IBM categories and tags can be applied to virtual machines, but the IBM tag was not found.

**System action:** The operation continues without tagging support.

**User response:** Create the required IBM tags in the VMware vSphere web client or disable the data mover option 'VMTAGDATAMOVER' in the client options file.

---

**ANS2234W Restore from virtual machine backup 'vm-name' is not available for database 'db-name'. reason**

**Explanation:** Restore from virtual machine backup is not supported for in-guest application databases for one of the following reasons:

- Database files are located on the dynamic disks, GUID Partition Table (GPT) disks, iSCSI disks or other Network Attached Storage devices.
- Microsoft Exchange Server databases are in the dismounted state during virtual machine backup.

- Microsoft Exchange Server databases are in the unhealthy state or with unhealthy database copies.
- Microsoft Exchange Server databases are being backed up by a different server at the same time.
- When vmPreferDagPassive option is set to YES, Microsoft Exchange Server databases are active copies on the current server and have a healthy passive copy on another server.
- Microsoft Exchange Server Exchange databases are in the unknown state because IBM Spectrum Protect is not able to determine the database health status during virtual machine backup.

**System action:** The backup operation of the full virtual machine continues.

**User response:** Take one or more of the following actions to resolve the issue:

- Move the database files to disks that are supported by in-guest application protection.
- Mount the dismounted Microsoft Exchange Server databases before the virtual machine backup.
- Repair the Microsoft Exchange Server databases in the unhealthy states.
- Use the VMTSMVSS trace flag on the data mover to trace database health status processing during virtual machine backup operations.

---

**ANS2236I The virtual machine 'VM-name' contains one or more disks that exceed the maximum size set by the VM\_MAX\_VIRTUALDISKS option. These disks will be excluded from the backup.**

**Explanation:** The IBM Spectrum Protect client does not back up VMDKs that are larger than the maximum size.

**System action:** The virtual machine is backed up; however, the disks that exceed the limit are excluded from the backup.

---

**ANS2238E VCDHOST option must be set before running this operation.**

**Explanation:** VCDHOST option is missing.

**System action:** Operation cannot continue without this option being set.

**User response:** Add the option to the client options file, either via the preferences editor or by manually editing the file, or specify the option on the command line.

---

**ANS2242E No nodes were found that matched the input specification: node specification**

**Explanation:** An invalid node specification was entered.

**System action:** The operation was stopped.

**User response:** Check documentation how to specify nodes.

---

**ANS2244W** The virtual machine contains one or more disks that exceed the maximum size set by the VM\_MAX\_VIRTUALDISKS option. You can use the VM\_MAX\_VIRTUALDISKS option to change the maximum size or specify the '-VM\_SKIP\_MAX\_VIRTUALDISKS=yes' option to exclude these disks from the backup.

**Explanation:** The IBM Spectrum Protect client does not back up VMDKs that are larger than the maximum size.

**System action:** The virtual machine is not backed up.

**User response:** Use the VM\_MAX\_VIRTUALDISKS option to change the maximum size or specify the '-VM\_SKIP\_MAX\_VIRTUALDISKS=yes' option to exclude these disks from the backup.

---

**ANS2245E** Virtual machine backups and restores are not supported on 32 bit data movers.

**Explanation:** Virtual machine operations such as backups and restores are not supported on 32 bit Data Movers.

**System action:** The operation is not performed.

**User response:** Update to a 64 bit Data Mover and retry the operation.

---

**ANS2246W** Failed to disable maintenance mode for vApp *vApp name*.

**Explanation:** The client has tried to disable the maintenance mode of this vApp. This operation failed.

**System action:** Operation continues.

**User response:** Check whether the vApp is still in maintenance mode. If yes, disable it manually.

---

**ANS2247E** ASNODENAME option must be specified when running this command.

**Explanation:** When running vCloud-related commands, ASNODENAME option must specify the Provider vDC node.

**System action:** Operation cannot continue.

**User response:** Specify the Provider vDC node as ASNODENAME to the command.

---

**ANS2248E** Failed to load or initialize the Java runtime library.

**Explanation:** The Java runtime library (libjvm), required by the vCloud Protection environment, cannot be loaded, or initialization of Java runtime environment failed

**System action:** Operation is stopped

**User response:** For Linux operating system, verify that a link named 'jre', referencing the 'jre' directory under your Java installation path, exists in the backup-archive client installation directory. If a link does not exist, create the link (e.g. `ln -s /opt/ibm/java-x86_64-70/jre /opt/tivoli/tsm/client/ba/bin/jre`). Alternatively, modify LD\_LIBRARY\_PATH to include the path to libjvm.so (e.g. `export LD_LIBRARY_PATH=$LD_LIBRARY_PATH:/opt/tivoli/tsm/client/ba/bin:/opt/ibm/java-x86_64-70/jre/bin/classic`). For Windows operating system, verify that the JRE directory exists under the client installation directory. Reinstall the backup-archive client if necessary.

---

**ANS2249W** A virtual machine named '*vmname*' exists on this system.  
Do you want to replace the existing virtual machine?

**Explanation:** Restoring this virtual machine will stop and delete the existing virtual machine and all of its files. To protect application data, stop any applications that are running, and then shut down the virtual machine before you restore it.

**System action:** If the user chooses to continue, the system will stop and delete the existing virtual machine and all of its files.

**User response:** Choose whether to replace the existing virtual machine.

---

**ANS2250W** A IBM Spectrum Protect core file or crash report was found: *filename*

**Explanation:** The presence of a core dump or crash report indicates a process has abnormally terminated.

**System action:** The core file or crash report name is reported in the message. Processing continues.

**User response:** Review the error log for any other error messages that may help diagnose the cause of the core dump. If possible, correct any issues found. As a core dump is generally caused by a programming error, save the file noted in this message and contact IBM technical support.

---

**ANS2253W    The version of the message catalog, catalogversion, in use by IBM Spectrum Protect does not match the version of IBM Spectrum Protect, clientversion**

**Explanation:** A check of the catalog version indicates the catalog and IBM Spectrum Protect are not the same version. This may lead to missing or incorrect messages being used.

**System action:** Processing continues.

**User response:** Review the installation of IBM Spectrum Protect, verify the message catalog files match the installed version of IBM Spectrum Protect. Re-installation of IBM Spectrum Protect may be required, or a system reboot may be required to complete the installation.

---

**ANS2254E    program-name with session id sessid aborted recall for token token. ERRNO errno : errno-text was set. See message explanation.**

**Explanation:** A recall was aborted from HSM. The ERRNO set from HSM explains why the recall was aborted.

Transient errors (The operation must be retried after the associated problem was solved):

ENOSPC : No space left on device. HSM couldn't free space for the recall.

ENOMEM : Not enough memory available to acquire the required resources for the recall.

ESRCH : The internal communication between master and distributor failed.

EACCES : Most common errno. One of the failures below:

- The recall daemon are exiting. System cleanup ongoing.

- Recovery of previously failed nodes is ongoing.

- File is immutable and can't be opened for write / truncate.

- The HSM internal processing failed due to issues with the DMAPI.

EBUSY : HSM can't acquire exclusive rights on the file.

EFAULT : The system detected an invalid address in attempting to use an argument.

EINTR : The DMAPI implementation allows interruption and the process was interrupted.

EINVAL : The requested right is not valid or the session or token is not valid or token was

DM\_NO\_TOKEN.

Static errors (The operation can't be fulfilled. Recall not possible):

EIO : The stub file is orphan.

ENOENT : The file doesn't exist in the file system.

EBADF : The file handle does not refer to an existing or accessible object.

**System action:** The recall request was aborted from the HSM service.

**User response:** Transient errors:

Solve problem indicated from the errno. On GPFS platforms: Use command `dsmmigfs q -d -n=all` to verify HSM and GPFS are running properly.

Retry the recall operation if failed file can be identified. Enable HSM Logging if failed file cannot be identified and wait for new occurrence.

(HSM Logging allows you to map between the token displayed from the ANS message and the recalled file)

Static errors:

Restore the file from backup.

---

**ANS2260E    Failed to lock IBM Spectrum Protect password file.**

**Explanation:** In multi-process environment IBM Spectrum Protect client locks the password file during authentication to avoid conflicts on updating password in case the current password is expired.

**System action:** processing stops

**User response:** Try to use MAXRETRIESLOCK test flag to increase number of attempts to lock the file. The default value is 1500.

---

**ANS2261E    IBM Spectrum Protect client failed to lock options file.**

**Explanation:** In multi-process environment IBM Spectrum Protect client locks the options file during initialization to avoid conflicts on reading or adding an option.

**System action:** processing continue

**User response:** Try to decrease a number of IBM Spectrum Protect client processes

---

**ANS2262I    The service is starting.**

**Explanation:** The file restore service is starting.

**System action:** Processing continues.

**User response:** No action is required.

---

**ANS2263I    The service started.**

**Explanation:** The file restore service started.

**System action:** Processing continues.

**User response:** No action is required.

---

**ANS2264I    The shutdown is in progress.**

**Explanation:** The shutdown is in progress.

**System action:** Processing continues.

**User response:** No action is required.

---



---

**ANS2265I** The service is shutting down.

**Explanation:** The file restore service is shutting down.

**System action:** Processing continues.

**User response:** No action is required.

---

**ANS2266I** The option '*option-name*' is set to the default value of '*default-value*'.

**Explanation:** An error was detected with the option value.

**System action:** The default setting is used.

**User response:** To use a non-default value, correct the option value in the frConfig.props file.

---

**ANS2267W** The '*option-name*' option value '*invalid-value*' is invalid.

**Explanation:** An error was detected with the option value.

**System action:** The default setting is used.

**User response:** To use a non-default value, correct the option value in the frConfig.props file. Then, restart the web server that is hosting the file restore interface.

---

**ANS2268W** The TCP/IP port address on the mount proxy node cannot be located or is invalid.

**Explanation:** The mount proxy node requires a TCP/IP port address. This address is used for communication by the client acceptor on the mount proxy node.

- If a local mount proxy node is used, the TCP/IP port address that was specified with the configuration wizard or notebook is invalid.
- If a remote mount proxy node is used, the default\_mp\_httpport option in the frConfig.props file is either not specified or is invalid.

Communication with the client acceptor cannot start.

**System action:** Processing stops.

**User response:** If a local mount proxy node is used, use the Mount Proxy Node Pairs page in the configuration wizard or notebook to remove the mount proxy node. Then, add the mount proxy node again to resolve this issue.

If a remote mount proxy node is used, ensure that the default\_mp\_httpport option is specified in the frConfig.props file with a valid TCP/IP port address.

---

**ANS2269E** The maximum number of backups were loaded. If a restore is running, wait for it to complete and load the backup again. If the backup is loaded in another browser window, close that browser.

**Explanation:** To mount another backup, one of the mounted backups must be dismounted.

**System action:** Processing stops.

**User response:** Dismount one of the mounted backups and try the operation again.

---

**ANS2271W** Unsuccessful deletion of archived file *fshlll*

**Explanation:** An attempt to delete the archived file was unsuccessful.

**System action:** Processing continues.

**User response:** Check the console or schedule log for additional information. Retry the operation at a later time.

---

**ANS2272E** The Comma Separated Values (CSV) file specified '*CSV\_file*' could not be found or opened.

**Explanation:** The option CSV triggers the operation to use a Comma Separated Values (CSV) file as input for this operation. The CSV file specified could not be found or opened.

**System action:** The operation is stopped.

**User response:** Check that the file path is correct that the file permissions allow reading. Retry the operation.

---

**ANS2273E** The Comma Separated Values (CSV) file has two or more columns '*column\_title*' with the same title that is not allowed to be duplicated.

**Explanation:** The specified operation, started from a Comma Separated Values (CSV) file, requires a column of this name to be unique to the file.

**System action:** The operation is stopped.

**User response:** Remove the duplicated column and retry the operation.

---

**ANS2274I** The column '*column\_title*' in the Comma Separated Values (CSV) is not recognized for the current operation and will be ignored.

**Explanation:** Each operation type recognizes a different set of column names in a Comma Separated Values (CSV) file. The column specified is unused by the current operation.

---

**System action:** The column is ignored and the operation continues.

**User response:** Change the name if it the column is misspelled. Otherwise, no action is needed. The column may also be removed without issue.

**ANS2275W** The element '*element\_name*' in the column labeled '*column\_title*' in the Comma Separated Values (CSV) file is not allowed to be duplicated for the current operation.

**Explanation:** An element in the Comma Separated Values (CSV) file that is not allowed to be duplicated for the current operation has been found.

**System action:** The operation is stopped.

**User response:** Remove the row that contains the duplicate element.

**ANS2276E** The Comma Separated Values (CSV) file '*file\_name*' has a row count of *row\_count*. The current operation requires a minimum of *required\_row\_count* to execute.

**Explanation:** The current operation has a required minimum number of rows in the Comma Separated Values (CSV) file in order to execute. The row count in the CSV is below this value.

**System action:** The operation is stopped.

**User response:** Add the necessary input rows to the CSV file for the operation.

**ANS2277E** The element in the Comma Separated Values (CSV) file on row *row* under column '*column\_name*' with the value of '*element\_value*' is invalid or missing.

**Explanation:** The current operation encountered a invalid or missing value that is required for the operation in the Comma Separated Values (CSV) file.

**System action:** The operation is stopped.

**User response:** Correct the identified element.

**ANS2278E** The *time\_option* option cannot be used without specifying the *date\_option* option on row *row* of the Comma Separated Values (CSV) file.

**Explanation:** If the to/from/pit time options is specified then the corresponding to/from/pit date MUST also be specified.

**System action:** Processing stopped.

**User response:** Either remove the to/from/pit time option or add the corresponding to/from/pit date option.

**ANS2279E** The Comma Separated Values (CSV) file is missing the required column '*column\_name*' for the current operation.

**Explanation:** The current operation requires a column in the CSV file that is missing in order to perform the task.

**System action:** Processing stopped.

**User response:** Add the required column to the CSV and the required elements for that column.

**ANS2280E** The Comma Separated Values (CSV) file '*csv\_file*' is invalid, the file does not have the same number of columns on each row. The first row of the CSV contains *first\_row\_column\_count* columns.

**Explanation:** The CSV file submitted is invalid because the number of columns on each row is not identical.

**System action:** Processing stopped.

**User response:** The CSV file is modified to have the same number of columns in each row.

**ANS2281E** The current operation expected an element in the Comma Separated Values (CSV) file '*csv\_file*' on row *row\_number*, column *column\_number* to not be blank.

**Explanation:** The current operation found a blank element in the CSV file where a value is required for the operation to continue.

**System action:** Processing stopped.

**User response:** The CSV file is modified to have a value where it is currently blank or the entire column is removed.

**ANS2282E** An element in the Comma Separated Values (CSV) file *csv\_file* is not a valid element: '*string\_value*'

**Explanation:** The current operation encountered a invalid or missing value that is required for the operation in the Comma Separated Values (CSV) file.

**System action:** The operation is stopped.

**User response:** Correct the identified element.

**ANS2308E** The VMware vCloud Suite API reported the following error message: '*api-message*'.

**Explanation:** The VMware vCloud Suite API reported an error with the specified message.

**System action:** Processing stops.

**User response:** Check the vcsplugin.log file for

additional information and contact the IBM Spectrum Protect administrator if you require further assistance.

---

**ANS2309I**    **Single Sign On login to the vSphere Server failed in function *function*. API message A credential login is now attempted.**

**Explanation:** The Single Sign On (SSO) login to the vSphere Server failed. Possible reasons for this failure include the following situations:

- A time difference exists between the vSphere Server clock and the client clock that exceeds 10 minutes.
- The SSO server accesses a non-default port. This issue can occur when the SSO server is installed on the same system as the VMware vCenter.

**System action:** The system attempts a credential login as a result of the SSO login failure.

**User response:** Check the dsmerror.log file for details about why the SSO login attempt failed. Then, take any corrective action, if needed.

---

**ANS2310E**    **The create snapshot task is disabled on the virtual machine 'VM-name'. As a result, the virtual machine cannot be backed up.**

**Explanation:** Virtual machines that are managed or replicated by another application disable the create snapshot task. The vSphere client or another application disabled the create snapshot task on this virtual machine. As a result, this virtual machine cannot be backed up.

**System action:** The backup operation skips the virtual machine with the disabled create snapshot task and continues processing the remaining virtual machines.

**User response:** None.

---

**ANS2311E**    **The create snapshot task is disabled on the virtual machine. As a result, the virtual machine cannot be backed up.**

**Explanation:** Virtual machines that are managed or replicated by another application disable the create snapshot task. The vSphere client or another application disabled the create snapshot task on this virtual machine. As a result, this virtual machine cannot be backed up.

**System action:** The backup operation skips the virtual machine with the disabled create snapshot task and continues processing the remaining virtual machines.

**User response:** None.

---

**ANS2312E**    **-DELTYPE=ALL is not allowed for DELETE BACKUP -OBJTYPE=VM.**

**Explanation:** DELTYPE=ALL is not a valid option value when deleting VM backup objects.

**System action:** The command is not executed.

**User response:** If you wish to delete all backups for a VM node, use the DELETE FILESPACE command.

---

**ANS2313E**    **-FILELIST is not allowed for DELETE BACKUP or EXPIRE when -OBJTYPE=VM.**

**Explanation:** -filelist is not a valid option value when deleting or expiring VM backup objects.

**System action:** The command is not executed.

**User response:** If you wish to delete or expire all backups for a VM node, use the DELETE FILESPACE command.

---

**ANS2314E**    **No VM backup exists for VM-Name.**

**Explanation:** The IBM Spectrum Protect server has no record of a VM backup for the VM name provided. The backup might have been deleted, or the VM name spelled incorrectly.

**System action:** The command is not executed.

**User response:** If spelling is the problem, correct it and resubmit the command.

---

**ANS2315E**    **-PICK is not allowed for EXPIRE when -OBJTYPE=VM.**

**Explanation:** -pick is not a valid option value when expiring VM backup objects.

**System action:** The command is not executed.

**User response:** If you wish to expire all VM nodes, use the DELETE FILESPACE command.

---

**ANS2316E**    **Wildcards are not allowed in the VM name argument.**

**Explanation:** When expiring or deleting a VM backup, the VM name must be specified exactly. The EXPIRE -OBJTYPE=VM command processes only one backup on each invocation. When -INACTIVE is present the DELETE BACKUP -OBJTYPE=VM command displays all versions of a single VM backup in a list from which to choose. If -INACTIVE is not present, this command expires the current active VM backup.

**System action:** The command is not executed.

**User response:** Specify only one VM name without wild cards. It may be in upper or lower case.

---

**ANS2317E**    **Deletion of VM object *VMname* failed.**  
**Reason:**

**Explanation:** The transaction which deletes the named VM object failed at the server. The reason code ....?????

**System action:** The deletion is skipped and processing continues with the next selection, if any.

**User response:** Consult the error log for specific reasons for this failure.

---

**ANS2318E**    ***Command* with -OBJTYPE=VM requires exactly one non-option argument**

**Explanation:** This command accepts only a single VM name as an argument. Either no arguments were entered or more than one appeared on the command line.

**System action:** The command is not executed.

**User response:** Specify only one VM name without wild cards. It may be in upper or lower case.

---

**ANS2319W**    **DELETE BACKUP -OBJTYPE=VM finished with failures.**

**Explanation:** One or more deletions failed.

**System action:** The VM backups which failed have been reported in previous messages. Processing continues with the next selection, if any.

**User response:** Consult the previous error messages for the cause of each failure.

---

**ANS2320I**    **DELETE BACKUP -OBJTYPE=VM finished without failures.**

**Explanation:** All VM backups selected for deletion were deleted.

**System action:** Control returns to the command line.

**User response:** No action is required, this message is informational.

---

**ANS2321W**    **EXPIRE with -OBJTYPE=VM finished with failures.**

**Explanation:** The command did not complete, no objects were expired.

**System action:** The VM expire which failed has been reported in previous messages.

**User response:** Consult the previous error messages for the cause of the failure.

---



---

**ANS2322I**    **EXPIRE with -OBJTYPE=VM finished without failures.**

**Explanation:** The EXPIRE command executed successfully.

**System action:** Control returns to the command line.

**User response:** No action is required, this message is informational.

---

**ANS2323E**    **The user ID and password for VMware vCloud Director '*vCD host name*' are not set.**

**Explanation:** The user ID and password for VMware vCloud Director could not be read from encrypted password file.

**System action:** Processing stops.

**User response:** Issue the dsmdc SET PASSWORD -type=VCD '*vCloud Director hostname*' '*userid*' '*password*' command to save an encrypted password.

---

**ANS2324W**    **WARNING: The VMware vCloud Director user ID *<hostuserid>* read from the password file is different from the VCDUser option value *<vmcuserid>*. Using stored value.**

**Explanation:** All user IDs that are specified in the TSM.PWD file and in the VCDUSER option must be the same.

**System action:** Processing stops.

**User response:** Contact the IBM Spectrum Protect administrator with the information that is provided in this message.

---

**ANS2325E**    **Error Accessing Snapshot Differential Change Log for filer "*volume*", see client error log for more information.**

**Explanation:** The Snapshot Differential Change Log needed needed to backup the specified filer volume could not be accessed

**System action:** The backup of the specified volume fails.

**User response:** Ensure that the client staging directory where change logs are located is accessible.

---

**ANS2326W**    **Corrupt Snapshot Differential Change Log detected, change log will be reset and a full progressive incremental will be performed.**

**Explanation:** A corrupt snapshot differential change log for the filer volume being backed up was detected.

**System action:** The change log will be reset and a full

progressive incremental with a new base snapshot will be performed.

**User response:** none.

---

**ANS2327I    Creating Snapshot Differential Change Log.**

**Explanation:** A new snapshot differential change log was created.

**System action:** This message is for informational purposes only.

**User response:** No action is required.

---

**ANS2328I    Using Snapshot Differential Change Log.**

**Explanation:** A snapshot differential change log is being used for the backup.

**System action:** This message is for informational purposes only.

**User response:** No action is required.

---

**ANS2329W    Down level Snapshot Differential Change Log detected, Change Log will be reset and a full progressive incremental will be performed.**

**Explanation:** none.

**System action:** none.

**User response:** none.

---

**ANS2330E    Failed to unfreeze the VSS writers because the snapshot time exceeded the 10 second timeout limitation.**

**Explanation:** Microsoft VSS has a 10 second timeout limitation between freeze and thaw events for VSS writers on a VM. When the snapshot time exceeds the 10 second timeout limit, the VSS writers return to a 'failed' state. This failed state occurs because the VSS provider did not thaw the VSS writers within the allowed time.

**System action:** Processing stops.

**User response:** Check the event log. Ensure that the writers on the guest VM are in 'stable' state before trying an application protection VM backup operation again. A snapshot operation must be completed within 10 seconds.

---

**ANS2331W    No match found on the server for the Hyper-V VM name or VMList 'string' entered**

**Explanation:** No match found on the server for the Hyper-V VM name or VMList parameter entered.

**System action:** None.

**User response:** Specify another Hyper-V VM name or VMList parameter that exists on the server.

---

**ANS2332E    Failed to log on to the vCloud Director. Authentication failed.**

**Explanation:** The vCloud credentials were rejected by the vCloud Director.

**System action:** The operation is stopped

**User response:** Update username and password for the vCloud Director.

---

**ANS2333E    Failed to establish connection to the vCloud Director.**

**Explanation:** A connection cannot be established to the vCloud Director on the host that is specified by the VCDHost and VCDPort options.

**System action:** The operation is stopped

**User response:** Verify that the values of the VCDHost and VCDPort options are valid, network connectivity to the host exists, and that the vCloud Director service is running.

---

**ANS2334E    An operation requiring the Windows Management Instrumentation (WMI) service has failed with the error 'errorstring'. Unable to connect to the Hyper-V namespace. Confirm that Hyper-V is installed on the backup node.**

**Explanation:** The Windows Management Instrumentation (WMI) namespace "root\virtualization\v2" for Hyper-V could not be found. This namespace is installed with Hyper-V. If Hyper-V is installed, Hyper-V is not in a good state.

**System action:** Creating a connection to the Hyper-V WMI provider.

**User response:** Check that Hyper-V is installed. If Hyper-V is not installed, install Hyper-V before attempting this operation again.

---

**ANS2335E    An operation requiring the Windows Management Instrumentation (WMI) service has failed with the error 'errorstring'. The WMI service is in the shutting down or shutdown state. Restart the service and try again.**

**Explanation:** The Windows Management Instrumentation (WMI) service has received a request to shutdown or has been shutdown due to an external error. An internal operation which requires WMI has been attempted and failed. The requested operation is unavailable while WMI is shutdown.

All Hyper-V operations require the Windows Management Instrumentation service.

**System action:** An internal IBM Spectrum Protect operation involving Windows Management Instrumentation has occurred.

**User response:** Restart the Windows Management Instrumentation service.

---

**ANS2336W** IBM Spectrum Protect has detected that the following Hyper-V virtual machine "*virtual\_machines*" has an interrupted incremental backup chain. Performing a full backup on the specified Hyper-V virtual machine.

**Explanation:** The last operation of the virtual machine was a restore; or an unknown party has performed incremental backup operations on the listed virtual machine. To prevent backup corruption a full backup will be performed instead.

**System action:** IBM Spectrum Protect has detected that a virtual machine has an interrupted incremental backup chains.

**User response:** A full backup is performed instead of an incremental.

---

**ANS2337E** The process was unable to take cluster resource '*resourcename*' offline. The current operation requires the resource to be offline. Turning the cluster resource off failed with rc=*rc*.

**Explanation:** The cluster resource was not taken offline within the time limit or an attempt was made to take offline a failed cluster resource.

**System action:** The current operation stops.

**User response:** Check that the cluster resource is not in a failed state. Verify that the cluster resource can be taken offline.

---

**ANS2338W** The process has detected a request to backup a virtual machine replica. The state of the replica '*vmreplicaname*', ID=*vmid* may differ from the original virtual machine. If the names of the original virtual machine and the replica are identical the same file space will be used. The data may become unrecoverable because the state of the original virtual machine and the replica may differ.

**Explanation:** Backups of an original virtual machine and their replica overwrite each other as their name and ID are usually identical. Virtual machine replicas are taken in definite time intervals. Between these intervals the data on the original and the replica may differ. In some occasions the difference may cause data

corruption if a backup of the original is followed by a backup of the replica.

**System action:** A backup request of a virtual machine replica is being processed.

**User response:** Configure IBM Spectrum Protect to back up only the original virtual machine or the replica. Alternatively, one can change the name of the replica compared to the original virtual machine; and the replica will back up to a separate file space.

---

**ANS2339W** The Hyper-V VM '*vmname*' is in a "branch" state compared to the last backup. Incremental Forever - Incremental backup cannot be performed. An Incremental Forever - Full backup will be performed instead.

**Explanation:** The VM state is in a "branch" compared to the last backup. This causes a fallback to Incremental Forever - Full as backup consistency in this state is not guaranteed.

**System action:** An Incremental Forever - Full backup will be performed.

**User response:** None.

---

**ANS2340W** The target virtual machine '*VM-name*' exists, use the REPLACE option to overwrite.

**Explanation:** The specified target VM exists and the user specified not to allow restore to replace existing machines.

**System action:** The virtual machine is not restored.

**User response:** Specify a different virtual machine as a restore target or specify that existing virtual machines can be replaced.

---

**ANS2341E** The target virtual machine '*VM-name*' cannot be restored: The guid differs from the backup copy.

**Explanation:** The specified target VM exists and has a different guid than the virtual machine was backed up with..

**System action:** The virtual machine is not restored.

**User response:** Specify a different virtual machine as a restore target or delete the specified target virtual machine.

---

**ANS2342E** The specified restore target '*VM-name*' is ambiguous: Multiple virtual machines with the same name exist.

**Explanation:** The specified restore target is ambiguous, multiple virtual machine with the same name exist.

**System action:** The virtual machine is not restored.

**User response:** Specify a different virtual machine as a restore target.

---

**ANS2343E** A snapshot of Virtual machine '*vmname*' cannot be taken because a physical disk attached.

**Explanation:** The Volume Snapshot Service (VSS) is unable to snapshot a virtual machine with a physical disk.

**System action:** The full backup of the the virtual machine finished with failures. The next virtual machine in the backup will be processed.

**User response:** Do not include this virtual machine in domain.vmfull for backup. A snapshot of this virtual machine cannot be taken.

---

**ANS2344E** '*drive-name1*' is a disk witness.

**Explanation:** The indicated volume is a disk witness. Because the CLUSTERNODE option is set to YES, the volume cannot be backed up or archived.

**System action:** Processing stops.

**User response:** If the CLUSTERNODE option is incorrectly set to YES, then change the option to NO and try the operation again. Otherwise see the client manual for further information about configuring the IBM Spectrum Protect client to run in a cluster environment.

---

**ANS2345W** The virtual machine named "*vmname*" was found to have an old snapshot. A command was sent to the vCenter to remove it.

**Explanation:** During the snapshot clean-up process the backup-archive client found old snapshots on the virtual machine. A remove snapshot command was sent to the VMware vCenter to remove the old snapshots.

**System action:** Processing continues

**User response:** Confirm that the the virtual machine is free of all snapshots before the next scheduled backup.

---

**ANS2346E** Expiration of VM object *VMname* failed.  
**Reason:**

**Explanation:** The transaction which expires the named VM object failed at the server. The reason code ....?????

**System action:** The expiration is not completed.

**User response:** Consult the error log for specific reasons for this failure.

---

**ANS2347E** IBM Spectrum Protect application protection cannot be used. The correct Java Runtime Environment version has not been detected on *machine*. A Java Runtime Environment *version* or higher is required to run this program. If you have already installed this level of Java version on this machine, please ensure that the correct Java executable is on your PATH and start the program again.

**Explanation:** IBM Spectrum Protect application protection vm backup cannot be started because the Java runtime environment does not meet the requirements.

**System action:** Processing stops.

**User response:** Verify that the correct java executable is on your PATH or install the required version of Java runtime environment and run the backup again.

---

**ANS2348E** Mount proxy host '*remoteversion*' does not have a supported operating system.

**Explanation:** The mount proxy node needs to be configured on a supported operating system.

**System action:** The calling procedure returns and control is passed back the user.

**User response:** Check the documentation for a list of supported operating systems. Configure the mount proxy node on a supported operating system.

---

**ANS2349W** The virtual machine named "*vmname*" was found to need snapshot consolidation. A command was sent to the VMware vCenter to perform consolidation.

**Explanation:** During the virtual machine backup process the backup-archive client found the virtual machine needed snapshot consolidation. A command was sent to the VMware vCenter to perform consolidation.

**System action:** Processing continues

**User response:** Confirm that the virtual machine is clean of all snapshots and snapshot delta files before the next scheduled backup.

---

**ANS2350E** Virtual machine '*VM name*' will not be backed up because it contains at least one of the following unsupported special characters \ / : ; , \* ? " ' < > |

**Explanation:** The specified virtual machine contains characters that are not supported for virtual machine backup and restore operations.

**System action:** The backup for the specified virtual machine fails.

**User response:** Rename the virtual machine so that it does not contain any of the specified special characters.

---

**ANS2351E Duplicate virtual machine name 'vmname' was detected in the same backup operation. Backups of a virtual machine can not continue without a unique object name.**

**Explanation:** The backup of the virtual machine failed because no unique object name is available.

**System action:** The backup for the specified virtual machine fails. The next virtual machine to back up will be processed.

**User response:** Rename the virtual machine so that it is unique among virtual machines for the node.

---

**ANS2352E Validation of virtual machine 'vmname' configuration returned the following message from Hyper-V:**  
*hypervmessage*  
**This message indicated that the virtual machine could not be restored until the message from Hyper-V is addressed.**

**Explanation:** When validating the virtual machine with Hyper-V a message was returned that prevents the virtual machine restore from continuing.

**System action:** Cannot continue with restore until the issue is resolved.

**User response:** Resolve the issue outlined by the message.

---

**ANS2353W The virtual machine to be restored 'vm-name' exceeds the amount of vCPUs, virtual memory, or both, that are allowed by the host. The virtual machine was reset to the minimum amount that is allowed by the host so that the restore operation can continue.**

**Explanation:** The virtual machine to be restored is configured for more vCPUs, virtual memory, or both, than are allowed by the host. The amount of vCPUs and virtual memory can be adjusted after the restore operation completes.

**System action:** The vCPUs, virtual memory, or both, are reset to the minimum amount that are allowed by the host. The restore operation continues.

**User response:** Adjust the amount of vCPUs, virtual memory, or both, after the restore operation completes.

---

**ANS2373E The VMware vCloud Suite plug-in library failed to connect to the Platform Services Controller (PSC) and perform a single sign-on session.**

**Explanation:** A connection cannot be established with the Platform Services Controller.

**System action:** vCloud Suite API operations cannot be performed.

**User response:** Verify that the value of the VMCHOST option is correct, that network connectivity to the host exists, and that the Platform Services Controller is running either embedded or external. To receive any additional messages that might be related to this problem, enable TRACEFLAGS VCLLOUD tracing in the client options file. To determine which Platform Services Controller the vCenter Server is referencing, examine the vCenter Server's Advanced Settings key 'config.vpxd.sso.sts.uri'. Confirm the system time between the PSC, vCenter and the client on the data mover node are in sync. Also, check the vCloud Suite plug-in error file vcsplugin.log.

---

**ANS2374E The VMware vCloud Suite plug-in library failed to connect to the vCenter Management Server.**

**Explanation:** A connection cannot be established with the vCenter Management Server.

**System action:** vCloud Suite API operations cannot be performed.

**User response:** Verify that the value of the VMCHOST option is correct, and that network connectivity to the host exists. To receive any additional messages that might be related to this problem, enable TRACEFLAGS VCLLOUD tracing in the client options file. Also, check the vCloud Suite plug-in log file vcsplugin.log.

---

**ANS2375E The VMware vCloud Suite plug-in library failed to connect to the vCenter Management Server because the instance name could not be found.**

**Explanation:** A connection cannot be established with the vCenter Management Server because the instance name could not be found. This could be a spelling error in the host name or the Domain Name System (DNS) is not functioning.

**System action:** vCloud Suite API operations cannot be performed.

**User response:** Verify that the value of the VMCHOST option is correct and matches the name used to register the vCenter with the Platform Services Controller often this is the fully qualified domain name (FQDN). To receive any additional messages that might be related to this problem, enable TRACEFLAGS VCLLOUD tracing in the client options file.



---

**ANS2376I**    **The target vCenter version does not support VMware's vCloud Suite SDK so tagging operations cannot be performed by the client on the data mover node.**

**Explanation:** The client option 'VMTAGDATAMOVER' is enabled so that IBM Spectrum Protect categories and tags can be applied to virtual machines, but the vCenter version is below version 6.0.

**System action:** The operation continues without the vCloud Suite plug-in library and vSphere tagging support.

**User response:** Use a vCenter that is at or above version 6.0 or disable the 'VMTAGDATAMOVER' option in the client options file.

---

**ANS2377I**    **The IBM category data has been created, or already existed, on the VMware Platform Services Controller.**

**Explanation:** The categories used for tagging support in the backup-archive client are available for use on the VMware Platform Services Controller.

**System action:** The operation has completed.

**User response:** None.

---

**ANS2378W**    **The single sign-on session to the Platform Services Controller (PSC) failed with the following message:**  
*apimessage*

**Explanation:** The single sign-on session to the Platform Services Controller (PSC) failed. The possible reasons for this failure include the following situations:

- This issue might occur when the system clock on the on PSC host, vCenter Server host, and client host are out of sync, or the time zones settings are incorrect.
- The PSC single sign-on server accesses a non-default port. This issue might occur when the single sign-on server is installed on the same system as the VMware vCenter.

**System action:** The client on the data mover node will attempt a credential login as a result of the single sign-on login failure.

**User response:** Check the dsmmerror.log file for details about why the single sign-on login attempt failed. Then, take any corrective action, if needed.

---

**ANS2398I**    **The virtual machine 'VM-name' is configured as a VMware Site Recovery Manager placeholder virtual machine on the recovery site. As a result, the virtual machine will be skipped.**

**Explanation:** VMware Site Recovery Manager creates placeholder virtual machines that have no virtual disk

data. As a result, these virtual machines cannot be backed up.

**System action:** The backup operation skips the placeholder virtual machine and continues processing the remaining virtual machines.

**User response:** None

---

**ANS2399I**    **The virtual machine is configured as a VMware Site Recovery Manager placeholder virtual machine on the recovery site. As a result, the virtual machine will be skipped.**

**Explanation:** VMware Site Recovery Manager creates placeholder virtual machines that have no virtual disk data. As a result, these virtual machines cannot be backed up.

**System action:** The backup operation skips the placeholder virtual machine and continues processing the remaining virtual machines.

**User response:** None

---

**ANS2408I**    **The virtual machine named 'VMNAME' is ready for Instant Access**

**Explanation:** The Instant Access operation for the specified virtual machine successfully completed.

**System action:** None.

**User response:** None

---

**ANS2409E**    **The Instant Restore type was not identified.**

**Explanation:** The client encountered a connection error when querying the IBM Spectrum Protect server for Instant Restore and Access information.

**System action:** Processing stops.

**User response:** Verify that the client is connected to the server. Then run the operation again. Check with the command QUERY SESSION what is the cause for the connection issue. Also check the dsmmerror.log for additional information

---

**ANS2410E**    **Instant Restore information for the specified virtual machines was not found.**

**Explanation:** The IBM Spectrum Protect server does not contain Instant Restore information for the specified virtual machines. Or, the virtual machines were specified incorrectly.

**System action:** Processing stops.

**User response:** Issue the QUERY VM \*-VMRESTORETYPE=ALLTYPE command. This command queries all active Instant Access, Restore, and

Disk sessions available on the IBM Spectrum Protect server.

---

**ANS2411E**    **Instant Restore/Access of virtual machine 'vmname' failed with rc = *return-code***

**Explanation:** An error happened during processing of an Instant Restore or Access. See previous output what happens exactly.

**System action:** Processing stops.

**User response:** Check the error log for information about how to resolve this error.

---

**ANS2412E**    **IBM Spectrum Protect Recovery Agent is not installed.**

**Explanation:** IBM Spectrum Protect Recovery Agent is not installed.

**System action:** Processing stops.

**User response:** Ensure that IBM Spectrum Protect Recovery Agent is correctly installed and configured.

---

**ANS2413E**    **Cannot find the Recovery Agent shell command in the expected installation path.  
Ensure that IBM Spectrum Protect for VE is correctly installed and configured.**

**Explanation:** The Recovery Agent shell command was not found in the expected installation path.

**System action:** Processing stops.

**User response:** Ensure that IBM Spectrum Protect for VE is correctly installed and configured.

---

**ANS2414E**    **An error occurred when the hostname for the local machine was called.**

**Explanation:** The system call gethostname failed.

**System action:** Processing stops.

**User response:** Verify that the configuration of the network interface is correct.

---

**ANS2415E**    **An error occurred when the machine address information was called.**

**Explanation:** The system call getaddrinfo failed.

**System action:** Processing stops.

**User response:** Verify that the configuration of the network interface is correct.

---

**ANS2416E**    **An error occurred when the machine name information was called.**

**Explanation:** The system call getnameinfo failed.

**System action:** Processing stops.

**User response:** Verify that the configuration of the network interface is correct.

---

**ANS2417E**    **Unexpected communication method. Only TCP and TCPv6 are accepted.**

**Explanation:** An unexpected communication method was detected.

**System action:** Processing stops.

**User response:** Verify that the communication method for IBM Spectrum Protect is correct. Use either TCP or TCPv6.

---

**ANS2418E**    **Unable to read or write to the local instant restore data.  
*filename*  
File cannot be accessed or is damaged.**

**Explanation:** Instant access and instant restore operations require read/write access on the local data mover to store data.

**System action:** Processing stops.

**User response:** To store the instant restore restore data, the data mover application requires read and write access to the C:\Documents and Settings\AllUsers\Application Data\Tivoli\TSM\ or C:\ProgramData\Tivoli\TSM folder. Set the access rights to this directory so that your user has the correct rights. If the file was damaged it can be helpful to replace the current version with the .bak file.

---

**ANS2419E**    **The datastore does not have enough free space for the instant restore operation.**

**Explanation:** The space on the selected datastore is not sufficient for the instant restore operation.

**System action:** Processing stops.

**User response:** Increase the datastore space or choose a different datastore.

---

**ANS2420E**    **Cannot detect storage device information.**

**Explanation:** Storage device information cannot be retrieved.

**System action:** Processing stops.

**User response:** Ensure that the communication with the ESX host is working. Also, review the log messages on the ESX host.

---

**ANS2421E**    **The iSCSI initiator cannot be detected on the hypervisor host.**

**Explanation:** The iSCSI initiator name of the hypervisor host cannot be detected.

**System action:** Processing stops.

**User response:** VMware: Review the log file on the ESX host to ensure that the communication with it is working.  
Hyper-V: Ensure that the iSCSI initiator service is running and working properly.

---

**ANS2422E**    **Cannot detect the iSCSI Host Bus Adapter.**

**Explanation:** The iSCSI adapter was not detected.

**System action:** Processing stops.

**User response:** Ensure that the communication with the ESX host is working. Also, review the log messages on the ESX host.

---

**ANS2424E**    **Cannot find the ESX host 'ESXHOST' in the vCenter.**

**Explanation:** The specified ESX host cannot be found in the vCenter.

**System action:** Processing stops.

**User response:** Ensure that the specified ESX host is in the vCenter. Ensure that the name of the ESX host is correct. Alternatively, specify another ESX host.

---

**ANS2425E**    **Cannot connect to the ESX host 'ESXHOST'**

**Explanation:** A connection to the specified ESX host cannot be made

**System action:** Processing stops.

**User response:** Ensure that the specified ESX host is connected to the vCenter and the network. Alternatively, specify another ESX host.

---

**ANS2426E**    **The ESX host 'ESXHOST' is not powered on.**

**Explanation:** The specified ESX host is not powered on.

**System action:** Processing stops.

**User response:** Turn on the power to the ESX host. Alternatively, specify another ESX host.

---



---

**ANS2427E**    **The ESX host 'ESXHOST' is in maintenance mode.**

**Explanation:** The specified ESX host is in maintenance mode. A connection cannot be made to this host.

**System action:** Processing stops.

**User response:** Change the ESX host back to normal mode and try again. Alternatively, specify another ESX host.

---

**ANS2428E**    **The ESX host 'ESXHOST' is not connected.**

**Explanation:** The specified ESX host is not connected in the vCenter.

**System action:** Processing stops.

**User response:** Connect the ESX host in the vCenter and try again. Alternatively, specify another ESX host.

---

**ANS2430E**    **Cannot find the datacenter 'DATACENTER'.**

**Explanation:** The specified Datacenter cannot be found in the vCenter.

**System action:** Processing stops.

**User response:** Ensure that the specified datacenter is in the vCenter. Alternatively, specify another datacenter.

---

**ANS2431E**    **Cannot find the temporary datastore 'TEMPDATASTORE' on the ESX host 'ESXHOST'.**

**Explanation:** The specified temporary datastore cannot be found on the specified ESX host.

**System action:** Processing stops.

**User response:** Ensure that the specified datastore is on the ESX host. Alternatively, specify another datastore.

---

**ANS2432E**    **The temporary datastore 'TEMPDATASTORE' is the same as the target datastore 'DATASTORE'.**

**Explanation:** The specified temporary datastore must be a different datastore than the one where the machine is restored to. You must specify two different datastores for Storage vMotion to work.

**System action:** Processing stops.

**User response:** Specify another datastore as a temporary datastore.

---

---

**ANS2433E** The '-vmtempdatastore' option must be specified for an instant restore operation.

**Explanation:** You must specify two different datastores for Storage vMotion to work. Use the '-vmtempdatastore' option to specify a temporary datastore.

**System action:** Processing stops.

**User response:** Specify a temporary datastore.

---

**ANS2434E** The datastore 'DATASTORE' was not found on the host 'ESXHOST'.

**Explanation:** The specified datastore cannot be found on the ESX host.

**System action:** Processing stops.

**User response:** Ensure that the specified datastore is on the ESX host. Alternatively, specify another datastore.

---

**ANS2435E** IBM Spectrum Protect Recovery Agent detected the following failure while attempting to mount a snapshot of VM 'VM' from disc='disk-label':  
*FBCxxxxE-error-message*

**Explanation:** The attempt to mount a VM disk as an iSCSI device failed.

**System action:** The operation stops.

**User response:** Check the Recovery Agent logs and the FBCxxxxE error message, resolve the problem, and try the operation again.

---

**ANS2436E** IBM Spectrum Protect Recovery Agent detected the following failure while trying to dismount a snapshot of VM 'VM' from target 'target':  
*FBCxxxxE-error-message*

**Explanation:** The snapshot for the specified VM could not be dismounted from the iSCSI target.

**System action:** The operation stops.

**User response:** Check the Recovery Agent logs and the FBCxxxxE error message, resolve the problem, and try the operation again.

---

**ANS2442W** The Linux mount proxy node information is not available.

**Explanation:** The Windows mount proxy was unable to retrieve its partner Linux mount proxy node information.

**System action:** A connection to the Linux mount proxy is not established.

**User response:** Ensure that the Linux mount proxy node is set up and the DSMCAD service is running on the Linux mount proxy node. Then, try this operation again.

---

**ANS2444E** Cannot find the datacenter for host 'ESXHOST'.

**Explanation:** Unable to determine the datacenter where the ESX host is located.

**System action:** The operation was stopped.

**User response:** Check that the vCenter of the ESX host is in a datacenter and that the user has the proper authority to access this information.

---

**ANS2445E** Virtual machine 'VM' is running. You cannot delete this VM.

**Explanation:** You cannot delete a virtual machine that is running.

**System action:** The operation was stopped.

**User response:** Ensure that you have the proper authority to power off virtual machines, then power off and delete the VM.

---

**ANS2447E** Failed to delete VM 'VM' from the ESX host.

**Explanation:** You cannot delete the virtual machine from the ESX host.

**System action:** The operation was stopped.

**User response:** Ensure that you have the proper authority to delete virtual machines, then delete the VM.

---

**ANS2448E** Mount command failed.  
Command was  
*COMMAND*  
Shell command returned:  
*RESULT*

**Explanation:** The mount command was not successful.

**System action:** The operation was stopped.

**User response:** Determine the problem from the error details returned for the mount command. Resolve the problem, then run the command again.

---

**ANS2452E** *num\_discovered* iSCSI devices were discovered on the ESX host, while *num\_mounted* were expected.

**Explanation:** After the ESX host bus adapter was scanned, the number of devices that were discovered is different from the number of mounted devices.

**System action:** The Instant Restore or Instant Access process is stopped.

**User response:** Verify that the IBM Spectrum Protect mount is configured to use the correct ESX host IP. To clean the environment, you must run the cleanup process.

---

**ANS2453E** An error occurred when the host bus adapter was scanned.

**Explanation:** An error occurred when the ESX host bus adapter was scanned.

**System action:** The Instant Restore, Instant Access, or cleanup process is stopped.

**User response:** Run the cleanup process after you fix any problems with the ESX host bus adapter.

---

**ANS2454E** An error occurred when the iSCSI target *target\_name* was disconnected from the ESX host bus adapter.

**Explanation:** An error occurred when a specific iSCSI target was disconnected from the ESX host bus adapter.

**System action:** The cleanup operation is stopped.

**User response:** Run the cleanup process after you fix any problems with the ESX host bus adapter.

---

**ANS2455I** The virtual machine has been started. You can use the machine after it has booted, or you can connect to it and manage its settings through the vCenter console.

**Explanation:** The virtual machine is being started.

**System action:** Processing continues.

**User response:** While the boot is in progress, you can connect to the virtual machine and view or manage BIOS settings, manage the bootloader options, or perform other tasks. After the boot process completes, you can use the virtual machine and its applications and resources.

---

**ANS2462E** Unable to start the vMotion task for virtual machine '*vm\_name*'.

**Explanation:** An instant restore of the specified virtual machine was attempted but failed. The client could not start a vMotion task to migrate the virtual machine.

**System action:** The Instant Restore operation stops.

**User response:** Examine the client dsmerror.log file to see if a log entry indicates why the vMotion task failed. Additional information about the failure might also be available in the vCenter server, on the Task and Events tab for the ESXi host that you were migrating the VM from. If possible, use the log and event records to determine what caused the vMotion task to fail and fix it. Then, clean up the virtual machine (use the Restore VM command with the -VMRESToretype=VMCleanup

option) and restart the vMotion task. If you cannot restart the task, suspend the virtual machine and use the vSphere web client to start the virtual machine migration from one host to another.

---

**ANS2463W** Instant Restore information cannot be saved on the server.

**Explanation:** An error occurred when Instant Restore information was being saved on the server. The Instant Restore process is still running.

**System action:** The operation continues.

**User response:** The client dsmerror.log file might contain information to help troubleshoot the reason for this error. Let the Instant Restore process complete on its own. You might need to run a clean up operation on the virtual machine. Use the Restore VM command, and specify the -VMRESToretype=VMCleanup option.

---

**ANS2464E** Unable to delete Instant Restore information from the server.

**Explanation:** An error occurred while attempting to delete Instant Restore information from the server.

**System action:** The Instant Restore operation continues.

**User response:** The most likely reason for this error is that an ANS2463W warning previously occurred, and there is no data to delete. If you have not previously seen an ANS2463W message, the client dsmerror.log file might contain information to help you troubleshoot this error. Clean up the virtual machine to remove old information from the server. Use the Restore VM command, and specify the -VMRESToretype=VMCleanup option.

---

**ANS2465E** An error occurred during a storage vMotion operation.

**Explanation:** A storage vMotion task failed while trying to migrate a running virtual machine.

**System action:** The Instant Restore operation stops.

**User response:** Examine the client dsmerror.log file to see if a log entry indicates why the vMotion task failed. Additional information about the failure might also be available in the vCenter server, on the Task and Events tab for the ESXi host that you were migrating the VM from. If possible, use the log and event records to determine what caused the vMotion task to fail and fix it. Then clean up the virtual machine (use the Restore VM command with the -VMRESToretype=VMCleanup option) and restart the vMotion task. If you cannot restart the task, suspend the virtual machine and use the vSphere web client to start the VM migration from one host to another.

---

**ANS2466W** If you continue you will lose all data created on this virtual machine. The virtual machine will also be removed from the ESXi host. Are you sure that you want to do this? Press Y the virtual machine data and remove it from the ESXi host. Press any other key to continue without deleting data or the VM.

**Explanation:** You are performing an operation that, if allowed to continue, will delete all data that was created after this virtual machine was created.

**System action:** If Y is pressed, the Instant Restore operation is stopped, and a cleanup operation is performed

**User response:** Respond to the prompt. Press Y to destroy all data and delete the virtual machine from the server. Press any other key to continue without deleting.

---

**ANS2467W** Unable to delete the snapshot that was created for the virtual machine named '*vm\_name*'

**Explanation:** When a virtual machine is restored by an instant restore operation, a snapshot is created to store all data that were written to the virtual machine disks. When the restore is completed, the ESXi host deletes the snapshot. The snapshot for the specified virtual machine could not be deleted.

**System action:** Operation continues.

**User response:** Examine the vSphere log to determine why it is not possible to delete the snapshot and resolve the problems that prevent the deletion. Then, delete the snapshot by using the snapshot manager.

---

**ANS2468E** The necessary iSCSI targets could not be found on the ESX host.

**Explanation:** An instant restore operation was initiated and one or more of the required iSCSI targets could not be found on the ESXi host.

**System action:** Processing stops.

**User response:** Verify that the IP address that was specified with the -VMISCSISERVERADDRESS parameter is correct.

---

**ANS2469E** Unable to remove the iSCSI target.

**Explanation:** An error occurred while trying to remove an iSCSI target.

**System action:** Processing stops.

**User response:** Check vSphere client log file for the reason this operation failed and remove the iSCSI target. To remove the failed iSCSI static targets go to

your ESXi host Configuration -> Storage Adapters -> Select the iSCSI Adapter -> right click on it -> Click Properties -> Static Discovery and select the failed iSCSI targets and remove them.

---

**ANS2471E** Unable to stop the vMotion Task '*task*'.

**Explanation:** The specified vMotion task could not be stopped.

**System action:** The instant restore operation is stopped.

**User response:** Examine the vSphere log to determine why the migration cannot be stopped. Resolve the problem and cancel the vMotion task. Then, use the -VMRESToretype=VMFULLCleanup option on the Restore VM command to remove any files or other resources that were created by the instant restore operation.

---

**ANS2472E** Cannot detect the LUN for the attached RDM devices for virtual machine named '*vmname*'.  
The restore operation for this virtual machine cannot be completed.

**Explanation:** The LUNs for the RDM devices use by the specified virtual machine are either missing, are mapped to an other machine, or the device name and the LUN do not match.

**System action:** The restore operation is stopped.

**User response:** For restore operations where vmrestoretype=instantrestore or vmrestoretype=instantaccess, verify that the iSCSI server address and the VMkernel port binding match. Verify this information by checking the following things: 1. Check the Data Protection for VMware configuration file RecoveryAgent.conf and verify that the iSCSI server address is bound to the correct network card and segment. 2. Use the vSphere client to connect to your ESXi host. In vSphere, select Configuration->Storage Adapters to display a list of the iSCSI adapters. Right click the adapter that you are verifying. Then, select Properties ->Network Configuration. In the VMkernel Port Bindings Details output, verify that the VMkernel Adapter is on the same subnet that the datamover node is on.

---

**ANS2473E** Unable to create a Snapshot of the virtual machine named '*vm\_name*'.

**Explanation:** An instant restore operation was attempted for the specified virtual machine. The snapshot that is used to restore the virtual machine could not be created.

**System action:** The instant restore operation stops.

**User response:** Examine the vCenter logs to determine why the snapshot could not be created and try the instant restore operation again.

---

**ANS2474E** Unable to cleanup after an instant restore operation for the virtual machine named '*vm\_name*', because vMotion task is still running.

**Explanation:** An instant restore operation is still running for the specified virtual machine.

**System action:** The cleanup operation stops.

**User response:** Use the query command to check on the status of the instant restore operation. Examine the vCenter to determine the status of the vMotion task. If you want to stop the instant restore, cancel the operation in the DP VMware GUI or stop the vMotion task from the vCenter interface. Then, start the cleanup operation again.

---

**ANS2476E** A restore location must be specified via the TARGETPATH option when restoring to a different virtual machine name.

**Explanation:** A restore location must be specified via the TARGETPATH option when restoring to a different virtual machine name specified by the VMNAME option.

**System action:** The virtual machine is not restored.

**User response:** Specify a restore location with the TARGETPATH option.

---

**ANS2484I** Virtual Machine '*vm\_name*' was successfully restored

**Explanation:** The Virtual Machine was successfully restored.

**System action:** None.

**User response:** None

---

**ANS2485E** Cannot query the IBM Spectrum Protect server to get instant access information

**Explanation:** The server did not respond to the query for instant access information.

**System action:** The virtual machine cleanup operation is halted.

**User response:** Examine the dsmmerror.log file and the IBM Spectrum Protect server activity logs to determine the cause of this error.

---

**ANS2488E** Error mounting the iSCSI device.

**Explanation:** An error occurred while trying to mount the iSCSI device. Check the dsmmerror.log file to determine the cause of this error.

**System action:** The operation was stopped.

**User response:** No action is required.

---

**ANS2490E** The VM '*VM*' cannot be powered off.

**Explanation:** The specified virtual machine cannot be powered off. Attempts to clean up the resources that were created to restore the virtual machine cannot be completed.

**System action:** The restore operation was stopped.

**User response:** Turn off the virtual machine by using your hypervisor management client.

---

**ANS2513I** The virtual machine has no disks attached

**Explanation:** The virtual machine exists, but it does not have any disks attached. The machine can be cleaned up.

**System action:** None.

**User response:** None

---

**ANS2514I** Disk status cannot be determined

**Explanation:** It is not possible to determine the status of this disk.

**System action:** None.

**User response:** Examine the vSphere Client log to determine what is wrong with the machine. If the log entries do not reveal problems with this virtual machine, inspect the virtual machine in the vSphere Client to determine why the disk status cannot be determined. See the vSphere documentation for additional guidance, if necessary.

---

**ANS2515I** No additional information is available for this virtual machine. The virtual machine was deleted or it has been renamed

**Explanation:** Information about the virtual machine cannot be found on the ESXi host. The virtual machine might have been previously deleted or renamed.

**System action:** None.

**User response:** Use the vSphere Client to determine what happened to this virtual machine. If the virtual machine was renamed, make sure that it is running without errors before you clean up the temporary resources, by using the Restore VM command with the -VMRESToretype=VMCLEANUP option.

---

**ANS2516E** VMware storage vMotion operation failed.  
Restart the storage vMotion operation manually, by using the vSphere web client, to finish the restore operation. Refer to the documentation to get details about the manual recovery process.

**Explanation:** IBM Spectrum Protect Changes to the restored VM might not be permanently saved.

**System action:** IBM Spectrum Protect Automatic cleanup cannot be performed for the failed vMotion operation.

**User response:** Examine the event logs to determine the cause for the failure. Fix any problems and restart the storage vMotion operation manually, by using the vSphere web client, to finish the restore operation. Refer to the vMotion documentation to get details about the manual recovery process.

---

**ANS2517E Cannot query the IBM Spectrum Protect server to get instant restore information**

**Explanation:** The server did not respond to the query for instant restore information.

**System action:** The virtual machine clean up operation stops.

**User response:** Examine the dsmerror.log file and the IBM Spectrum Protect server activity logs to determine the cause of this error.

---

**ANS2519E The disk \"diskname\" is an iSCSI device with an inactive path. Powering off the virtual machine will cause the ESXi server to hang. The clean up operation has been stopped to prevent this. Use the Query VM command with the -detail option to obtain detailed status information about the virtual machine. Correct the path so that the iSCSI state is active and then try running the VMFULLCleanup operation again.**

**Explanation:** A running virtual machine that has an inactive iSCSI device cannot be cleaned up.

**System action:** The virtual machine full clean up (VMRESTORTYPE=VMFULLCleanup) operation stops.

**User response:** For information about troubleshooting inactive iSCSI resources, search the VMware support pages by using a search string like "troubleshooting iSCSI" or "inactive iSCSI".

---

**ANS2520E The disk \"diskname\" is not a physical device. An instant restore clean up was stopped because vMotion could not restore all virtual machine data.. Use the Query VM command with the -detail option to obtain information about state of the specified disk. Use vMotion to manually migrate the virtual machine devices and then try the clean up operation again.**

**Explanation:** An instant restore clean up operation

(-VMRESTORETYPE=VMCleanup) cannot complete because vMotion could not restore all of the virtual machine resources.

**System action:** The virtual machine clean up operation stops.

**User response:** Use the VMware documentation to determine how to use vMotion to migrate the virtual machine. Then, try the clean up operation again by using the Restore VM command with the -VMRESTORETYPE=VMCleanup option. If you do not want to restore this virtual machine, use the Restore VM command with the -VMRESTORTYPE=VMFULLCleanup option to remove the virtual machine and all of its resources.

---

**ANS2521E Instant restore operations require valid licenses for both vMotion and storage vMotion.**

**Explanation:** Instant restore works only when the ESXi host has a valid license for both vMotion and storage vMotion.

**System action:** The instant restore operation is stopped.

**User response:** Obtain the necessary license from VMware and assign the license to the ESXi host.

---

**ANS2522W A user canceled the 'operationType' operation .**

**Explanation:** A user canceled the restore/backup operation .

**System action:** The operation is stopped.

**User response:** No response is required.

---

**ANS2523E The virtual machine named *vm* cannot not be restored to the same configuration it had when it was backed up. IBM Spectrum Protect will reconfigure the virtual machine to include only the most essential configuration information and retry the restore operation.**

**Explanation:** The restore operation failed to restore the virtual machine to its original configuration. This error can occur if there is incompatibility between the hardware that the virtual machine was on when it was backed up, and the hardware on the physical host where it was restored. IBM Spectrum Protect will reconfigure the virtual machine to eliminate all but most necessary configuration information (video and virtual disks) and retry the restore operation.

**System action:** The restore operation continues, using the reconfigured virtual machine information.

**User response:** When the restore completes,



reconfigure the restored virtual machine to your requirements.

---

**ANS2524E** An attempt to mount a snapshot of VM 'disk' from disk 'vm' failed.  
The volume might be mounted from another operation and cannot be remounted.

**Explanation:** An attempt to mount a snapshot of VM 'disk' from disk 'vm' failed.  
The volume might be mounted from another operation and cannot be remounted.

**System action:** The mount operation stops.

**User response:** Dismount the volume by running a mount cleanup operation, then run the mount operation again.

---

**ANS2525E** The created virtual machine cannot be powered on.

**Explanation:** The hypervisor is unable to power on the created virtual machine.

**System action:** The operation will be rolled back and stopped.

**User response:** Check the dsmerror.log file for more information. Check the hypervisor log to determine what error occurred during the power-on process of the virtual machine.

---

**ANS2526W** The VM\_DONT\_QUIESCE\_ON\_SNAPSHOT testflag is deprecated for full VM backups.  
Use the INCLUDE.VMSNAPSHOTATTEMPTS option to attempt snapshots with "VMware Tools file system quiescing and application (VSS) quiescing disabled".

**Explanation:** The VM\_DONT\_QUIESCE\_ON\_SNAPSHOT testflag overrides the INCLUDE.VMSNAPSHOTATTEMPTS option. As a result, all snapshot attempts are with VMware Tools file system quiescing and application (VSS) quiescing disabled.

**System action:** Use the INCLUDE.VMSNAPSHOTATTEMPTS option to specify snapshot attempts with VMware Tools file system quiescing and application (VSS) quiescing disabled.

**User response:** See the INCLUDE.VMSNAPSHOTATTEMPTS documentation for information about how to set this option.

---

**ANS2527I** The login request started.

**Explanation:** The user submitted a request to log in to the file restore interface.

**System action:** Processing continues.

**User response:** No action is required.

---

**ANS2528I** The login request was completed successfully.  
VM-OS=os Data-Center=datacenter

**Explanation:** The user successfully logged into the file restore interface.

**System action:** None.

**User response:** No action is required.

---

**ANS2529I** The login request failed.

**Explanation:** An error occurred while logging into the file restore interface.

**System action:** None.

**User response:** Review the log for related login and authentication errors.

---

**ANS2530I** The log out request started.

**Explanation:** The user either logged out of the file restore interface or the file restore interface timed out due to inactivity.

**System action:** Processing continues.

**User response:** No action is required.

---

**ANS2531I** The log out request was completed successfully.

**Explanation:** The user was successfully logged out of the file restore interface.

**System action:** None.

**User response:** No action is required.

---

**ANS2532I** The log out request failed.

**Explanation:** An error occurred while logging out of the file restore interface.

**System action:** Log out processing was completed with errors.

**User response:** Review the log for related log out errors.

---

**ANS2533I**    **The mount request started.**  
**Backup-ID=***backupId*

**Explanation:** The user selected a backup to load.

**System action:** Processing continues.

**User response:** No action is required.

---

**ANS2534I**    **The mount request was completed successfully.**  
**Backup-Date=***backupDate*  
**Mount-ID=***mountId*

**Explanation:** The backup was successfully mounted.

**System action:** None.

**User response:** No action is required.

---

**ANS2535I**    **The mount request failed.**  
**Backup-Date=***backupDate*  
**Mount-ID=***mountId*

**Explanation:** An error occurred while mounting the backup.

**System action:** Mount processing stops.

**User response:** Review the log for related mount errors.

---

**ANS2536I**    **The dismount request started.**  
**Backup-ID=***backupId*  
**Backup-Date=***backupDate*  
**Mount-ID=***mountId*

**Explanation:** The user either selected another backup to load or logged out of the file restore interface.

**System action:** Processing continues.

**User response:** No action is required.

---

**ANS2537I**    **The dismount request was completed successfully.**  
**Backup-ID=***backupId*  
**Backup-Date=***backupDate*  
**Mount-ID=***mountId*

**Explanation:** The backup was successfully dismounted.

**System action:** None.

**User response:** No action is required.

---

**ANS2538I**    **The dismount request failed.**  
**Backup-ID=***backupId*  
**Backup-Date=***backupDate*  
**Mount-ID=***mountId*

**Explanation:** An error occurred while dismounting the backup.

**System action:** Dismount processing stops.

**User response:** Review the log for related dismount errors.

---

**ANS2539I**    **The restore request started.**  
**Selection-Size=***selectionSize*  
**Alt-Destination=***altDestination*

**Explanation:** The user submitted a request to restore files, directories, or both from a backup.

**System action:** Processing continues.

**User response:** No action is required.

---

**ANS2540I**    **The restore request was completed successfully.**

**Explanation:** The restore request was successfully submitted.

**System action:** None.

**User response:** No action is required.

---

**ANS2541I**    **The restore request failed.**

**Explanation:** An error occurred during the restore request.

**System action:** Restore processing stops.

**User response:** Review the log for related restore errors.

---

**ANS2542I**    **The final restore processing statistics are available.**  
**Total Objects=***totalObjects* **Total**  
**Restored=***totalRestored* **Total**  
**Failed=***totalFailed* **Total Bytes=***totalBytes*  
**Completion Code=***completionCode*

**Explanation:** The restore processing statistics contain completion codes that indicate the state of the restore operation.

- A completion code of 0 indicates that all items were successfully restored.
- A completion code of 8 indicates that the restore operation was completed but some items were not restored.
- A completion code of 12 indicates that the restore operation was unsuccessful.

**System action:** None.

**User response:** If the completion code is not 0, review the logs for related restore errors.

---

**ANS2543E**    **A status of 'state' is returned because the Microsoft iSCSI Initiator Service is not running.**

**Explanation:** The Microsoft iSCSI Initiator Service is not running.

**System action:** Operation cannot continue.

**User response:** Start the Microsoft iSCSI Initiator Service.

---

**ANS2544E** A status of 'state' is returned because the Microsoft iSCSI Initiator Service is not installed.

**Explanation:** The Microsoft iSCSI Initiator Service is not installed.

**System action:** Operation cannot continue.

**User response:** Install the Server Role 'File and iSCSI Services'

---

**ANS2545I** A crash consistent snapshot is created for the backup of virtual machine 'VM name'.

**Explanation:** A crash consistent snapshot is created for the backup of the virtual machine.

**System action:** The virtual machine backup continues.

**User response:** If an application consistent backup was requested but failed, check the dsmerror.log file and the Hyper-V event logs for the reason for the failure.

---

**ANS2546W** An incorrect disk location label 'location label' is specified with option 'option name'

**Explanation:** The disk location label must begin with 'SCSI' or 'IDE' followed by the controller number and device location number.

**System action:** The specified disk location label is ignored.

**User response:** Verify that the disk location label is correctly specified. Check the disk location label format. Ensure that the label begins with 'SCSI' or 'IDE', and is followed by the controller number and device location number, which are expressed as digital numbers. For example, 'SCSI 0 0' or 'IDE 0 1'.

---

**ANS2547E** The Hyper-V role is not installed on the specified Windows server host 'host'.

**Explanation:** Hyper-V is a feature of the Windows server that needs to be explicitly enabled by installing the Hyper-V role.

**System action:** Processing stops.

**User response:** Install the Hyper-V role on the Windows server host. Alternatively, specify another Hyper-V host.

---

**ANS2548E** The status query for Hyper-V on the host 'host' failed due to lack of privileges.

**Explanation:** The User ID running this command does not have the necessary privileges to access Hyper-V information on the host.

**System action:** Processing stops.

**User response:** Ensure that the current User ID is granted the necessary privileges. Alternatively, try another user or specify another host.

---

**ANS2549E** The connection to Hyper-V on host 'host' failed with rc= rc.

**Explanation:** The connection to the Hyper-V host failed with a system specific error.

**System action:** Processing stops.

**User response:** Ensure that the network is configured correctly. Ensure that the Hyper-V host is connected to the network, is configured correctly, and is powered on.

---

**ANS2550W** The virtual machine backup operation will skip physical (pass-through) disk 'drive name' on drive number 'drive number'

**Explanation:** Physical disks cannot be backed up during virtual machine backup operations using Resilient Change Tracking (RCT).

**System action:** The virtual machine backup operation continues without backing up the physical disks.

**User response:** Identify the physical disks and back them up by using another method.

---

**ANS2551W** Cannot remove recovery checkpoint for virtual machine 'VM-name'.

**Explanation:** IBM Spectrum Protect cannot remove the recovery checkpoint that was created during backup.

**System action:** The virtual machine backup continues.

**User response:** Remove the recovery checkpoint manually after backup.

---

**ANS2552E** Backup of a virtual machine that has a shared virtual hard disk is not supported.

**Explanation:** IBM Spectrum Protect does not support backup of a virtual machine that has a shared virtual hard disk.

**System action:** The backup will not occur.

**User response:** Use alternative backup method, such as in-guest backup.

---

**ANS2553W** Resilient Change Tracking (RCT) has been turned off for disk '*drive name*'. Instead of an incremental backup, a full backup is run on this disk.

**Explanation:** RCT has been turned off for the disk. If disk RCT is disabled, no changes will be tracked after it is disabled, and existing change tracking data will be lost. Therefore, an incremental backup cannot run.

**System action:** Instead of an incremental backup, a full backup will run for this disk. RCT will be turned on automatically for this disk during the backup.

**User response:** No action is required.

---

**ANS2554W** No previous backups are found for disk '*drive name*'. Instead of an incremental backup, a full backup is run for this disk.

**Explanation:** No backups are found for the disk on the IBM Spectrum Protect server. Therefore, an incremental backup cannot run.

**System action:** Instead of an incremental backup, a full backup will run for this disk.

**User response:** No action is required.

---

**ANS2555W** The incremental backup operation was changed to a full backup for virtual machine '*vmname*' because no previous backups are found on the IBM Spectrum Protect server.

**Explanation:** No backups are found for the VM on the IBM Spectrum Protect server, so an incremental backup cannot be run. A full backup will be run instead.

**System action:** A full backup operation will proceed for the VM.

**User response:** No user action is required.

---

**ANS2556E** The cluster operating system is in the process of a rolling upgrade and working in mixed-OS mode. Virtual machine '*vm\_name*' cannot be backed up until the upgrade completes.

**Explanation:** The cluster operation system is using rolling upgrade, including working in mixed-OS mode. The backup cannot run during this upgrade operation.

**System action:** The rolling upgrade continues, but the virtual machine is not backed up.

**User response:** Wait for the rolling upgrade to complete, then start the virtual machine backup again.

---



---

**ANS2557E** The virtual machine '*VM-name*' contains one or more physical (pass-through) disks. Backups are not supported in this configuration. Specify the '*vmprocessvmwithphysdisks=yes*' option to exclude these disks from the backup.

**Explanation:** Physical disks are not included in Resilient Change Tracking (RCT) backup operations so they cannot be backed up by the IBM Spectrum Protect client.

**System action:** The virtual machine is not backed up.

**User response:** Turn off the virtual machine and change the physical disks to virtual mode or remove them from the virtual machine. Alternatively, specify the '*vmprocessvmwithphysdisks=yes*' option to exclude these disks from backup operations.

---

**ANS2558E** The virtual machine '*VM-name*' contains one or more physical (pass-through) disks. However, these physical disks are not all available during the restore operation and the restore failed. Specify the '*vmskipphysdisks=yes*' option to exclude these disks from the restore.

**Explanation:** Physical disks are not all available during restore operations so the IBM Spectrum Protect client does not restore the virtual machine successfully.

**System action:** The restore operation failed.

**User response:** Check the physical disks and make sure that they are available. Alternatively, specify the '*vmskipphysdisks=yes*' option to exclude these disks from restore operations.

---

**ANS2559E** The remote attach operation failed.

**Explanation:** An error occurred while trying to attach the IBM Spectrum Protect virtual volume snapshot to the mount proxy. The restore operation cannot continue.

**System action:** Processing stops.

**User response:** Check the mount proxy *dsmerror.log* file for information about how to resolve this issue.

---

**ANS2560W** The remote detach operation failed.

**Explanation:** An error occurred while trying to detach the IBM Spectrum Protect virtual volume snapshot from the mount proxy virtual machine. The restore operation will continue.

**System action:** Processing continues.

**User response:** Check the mount proxy *dsmerror.log* file for information about how to resolve this issue and manually remove resources that remain after the failed detach operation.

---

---

**ANS2561I**    **The snapshot for virtual machine 'vmname' failed due to a temporary condition. The snapshot will be retried.**

**Explanation:** The snapshot for the virtual machine failed due to a temporary condition. The snapshot will automatically be retried.

**System action:** Processing continues to the next virtual machine.

**User response:** No action is required.

---

**ANS2563I**    **Starting retry snapshot number *retryCount* for virtual machine 'vmname'.**

**Explanation:** The previous snapshot of the virtual machine finished with an error. Another snapshot for of the virtual machine will be attempted.

**System action:** Another snapshot attempt of the virtual machine is started.

**User response:** No action is required.

---

**ANS2564I**    **Gathering virtual machine information...**

**Explanation:** The client is beginning the process of gathering information about the virtual machines to be processed. This length of time needed depends upon the number of virtual machines in the backup.

**System action:** Processing continues.

**User response:** No action is required.

---

**ANS2565I**    **Creating virtual machine snapshot...**

**Explanation:** The client is beginning the process of creating a snapshot for the virtual machines in the backup. This length of time needed depends upon the number of virtual machines in the backup.

**System action:** Processing continues.

**User response:** No action required.

---

**ANS2566E**    **The snapshot of virtual machine 'vmname' failed after the maximum number of retries (*retryCount*) was reached.**

**Explanation:** Several attempts to take a snapshot failed. Because the maximum number of retries was reached, the operation will not be retried.

**System action:** The snapshot of the virtual machine finished with an error. Processing continues to the next virtual machine..

**User response:** Check the Windows event log for the reason for the failure. Resolve the problem, and run the backup operation again.

---



---

**ANS2567E**    **The backup of *vm-name* failed because another backup is currently in progress on the Hyper-V manager host machine.**

**Explanation:** There is a concurrent backup going on the Hyper-V manager host machine.

**System action:** The backup operation stops.

**User response:** Try the backup operation again after the current backup ends. Alternatively, if no other backups are in progress, there might be a recovery checkpoint created by a previous failed backup. In that case, remove the checkpoint with the Remove-WMCheckPoint cmdlet, and try the backup operation again.

---

**ANS2568I**    **The backup request for VM '*vmName*' started.**

**Explanation:** The user submitted a request to back up a VM.

**System action:** Processing continues.

**User response:** No action is required.

---

**ANS2569I**    **The backup request was completed successfully.**

**Explanation:** The backup request was successfully submitted.

**System action:** None.

**User response:** No action is required.

---

**ANS2570I**    **The backup request failed.**

**Explanation:** An error occurred during the backup request.

**System action:** Backup processing stops.

**User response:** Review the log for related backup errors.

---

**ANS2572I**    **The restore request started for vm '*VmName*'.**

**Explanation:** The user submitted a request to restore vm.

**System action:** Processing continues.

**User response:** No action is required.

---

**ANS2573I**    **The maximum number of restore sessions specified by the VM\_MAXRESTORESESSIONS option may not be sufficient for the restore operation. Each virtual machine restored in parallel must be allocated at least one session per disk restored in parallel.**

**Explanation:** The value of the VMMASTORESESSIONS option must be at least the value of the VMMASTOREMAXPARALLELVMS option multiplied by the value of the VMMASTOREPARALLELDISKS option. This ensures that at least one session may be allocated for each disk being restored.

**System action:** The maximum number of sessions available to the restore operations is set to the value of the VMMASTOREPARALLELDISKS option multiplied by the VMMASTOREPARALLELVMS option. Processing continues.

**User response:** None.

---

**ANS2574I**    **The maximum number of sessions available to the restore operation has been adjusted to *adjusted\_value*. At least one session must be allocated for each disk being restored.**

**Explanation:** The value of the VMMASTORESESSIONS option is less than value of the VMMASTOREPARALLELVMS option multiplied by the value of the VMMASTOREPARALLELDISKS option. This may not be sufficient for the restore operation.

The value of VMMASTORESESSIONS is adjusted so that each virtual machine restored in parallel has at least one available session per disk restored in parallel.

**System action:** Maximum session value has been adjusted.

**User response:** None.

---

**ANS2580E**    **The query for Hyper-V information on host '*host*' failed with rc= *rc*.**

**Explanation:** The query for Hyper-V status information failed with a system specific error.

**System action:** Processing stops.

**User response:** Verify the health and configuration of the specified host.

---

**ANS2581E**    **The Hyper-V host is reporting issues that prevent it from proceeding with the operation.**

**Explanation:** Issues have been detected on the specified Hyper-V host. The system cannot support the intended operation.

**System action:** Processing stops.

**User response:** Verify that the installation and configuration of the Hyper-V host system is correct. Check the dsmerror.log file for additional information, and contact the IBM Spectrum Protect administrator with the information in the messages that have been sent.

---

**ANS2582E**    **The Hyper-V host '*host*' is faulty: EnabledState = *EnabledState* (expected: 2), HealthState = *HealthState* (expected: 5), OperationalStatus = *OperationalStatus* (expected: 2).**

**Explanation:** A faulty state has been detected for the specified Hyper-V host.

**System action:** Processing stops.

**User response:** Verify the health and configuration of the specified host.

---

**ANS2583E**    **The restore target path '*state*' does not have enough free space for the restore operation.**

**Explanation:** The space on the selected restore target path is not sufficient for the restore operation.

**System action:** Processing stops.

**User response:** Increase the free space to at least 50 MB in the restore target path, or choose a different path.

---

**ANS2584E**    **The restore target path '*state*' could not be found, or the path has not been created.**

**Explanation:** The selected restore target path could not be found, or the path could not be created.

**System action:** Processing stops.

**User response:** Create the restore target path manually or choose a different path.

---

**ANS2585E**    *num\_discovered* iSCSI devices were discovered on the Hyper-V host Microsoft iSCSI Initiator, while *num\_mounted* were expected.

**Explanation:** The logged in iSCSI targets in the Microsoft iSCSI Initiator do not match the amount of expected logged in iSCSI targets.

**System action:** Operation cannot continue.

**User response:** Verify that the IBM Spectrum Protect mount is configured to use the correct Hyper-V host IP. To clean the environment, you must run the cleanup process.

---

**ANS2586E**    **The application consistent snapshot of virtual machine '*vmname*' failed because the volume shadow copy requestor integration service is not enabled on the guest virtual machine.**

**Explanation:** The volume shadow copy requestor integration service must be enabled on the guest virtual

machine in order to take application consistent snapshots.

**System action:** The snapshot of the virtual machine finished with an error. Processing continues to the next virtual machine.

**User response:** Contact the Hyper-V administrator to turn on the volume shadow copy requestor integration service of the Hyper-V virtual machine. When the service is enabled, run the VM backup operation again.

---

**ANS2587E**    **The application consistent snapshot of virtual machine 'vmname' failed, possibly because the volume shadow copy requestor integration service is not installed or is not running on the guest virtual machine.**

**Explanation:** The volume shadow copy requestor integration service must be installed and enabled on the guest virtual machine in order to take an application consistent snapshot.

**System action:** The snapshot of the virtual machine finished with an error. Processing continues to the next virtual machine.

**User response:** Contact the Hyper-V administrator to install and configure the volume shadow copy requestor integration service on the Hyper-V virtual machine. When the service is installed and enabled, run the VM backup operation again. Alternatively, perform a crash consistent snapshot of the virtual machine.

---

**ANS2600S**    **Browser trying to establish connection to client; received socket exception:**  
*exception-name*

**Explanation:** The browser received the exception when trying to connect to the IBM Spectrum Protect client computer.

**System action:** The operation ends.

**User response:** Validate that the LAN is up and that you are trying to connect to the correct port number.

Check the error logs for any additional information: dsmerror.log, dsmwebcl.log, or dsmj.log. The default location of these logs is the installation directory of the backup-archive client.

Ensure that the command line client runs without problems. Test the command line client with a command like "dsmc q sess".

---

**ANS2601S**    **The browser tried to connect to the client and received unknown host exception:** *exception-name*

**Explanation:** The browser received the exception when trying to connect to the IBM Spectrum Protect client machine.

**System action:** The operation ends.

**User response:** Try the operation again. If it persists, determine what might be causing this kind of problem. For example, determine if your LAN went down, or verify if you are trying to connect to the correct IBM Spectrum Protect client machine.

---

**ANS2602S**    **The browser tried to connect to the client and received I/O exception:**  
*exception-name*

**Explanation:** The browser received the exception when trying to connect to the IBM Spectrum Protect client machine.

**System action:** The IBM Spectrum Protect operation ends.

**User response:** Determine what might be causing this kind of exception. Try the operation again, and check if the LAN is down.

---

**ANS2603S**    **The browser tried to connect to the client and received exception:**  
*exception-name*

**Explanation:** The browser received the exception when trying to connect to the IBM Spectrum Protect client machine.

**System action:** The IBM Spectrum Protect operation ends.

**User response:** Determine what might be causing this kind of an exception. Determine if the LAN is down, or if the IBM Spectrum Protect client acceptor on the IBM Spectrum Protect machine is up and running.

---

**ANS2604S**    **The Web client agent was unable to authenticate with the server.**

**Explanation:** The Web client agent was unable to authenticate with the IBM Spectrum Protect server.

**System action:** The operation ends.

**User response:** One possible solution is to run the command line client so that the client password can be re-entered. Another approach is to check the error log on the IBM Spectrum Protect Web client agent system for any relevant messages.

---

**ANS2605S**    **Browser could not re-establish connection to client; received protocol error.**

**Explanation:** The browser received a protocol error trying to re-connect to the client machine.

**System action:** The operation ends.

**User response:** Determine what might be causing this kind of an error. Determine if the browser and the IBM Spectrum Protect client code might be out of sync.

---

**ANS2606S**    **An invalid password was sent to the server.**

**Explanation:** The password that was sent to the IBM Spectrum Protect server was invalid.

**System action:** The operation ends.

**User response:** Make sure that you have the correct password. Also make sure that it is valid, for example it is not too short.

---

**ANS2607S**    **Browser could not establish connection to client.**

**Explanation:** The browser could not connect to the IBM Spectrum Protect client machine.

**System action:** The operation ends.

**User response:** Determine what might be causing this kind of a problem. Determine if the LAN is down, or if the IBM Spectrum Protect client acceptor on the IBM Spectrum Protect machine is up and running.

---

**ANS2609S**    **TCP/IP communications failure between the browser and the client machine.**

**Explanation:** This error can occur due to any of the following:

- The LAN connection to the IBM Spectrum Protect client machine went down.
- You are trying to connect to the IBM Spectrum Protect client machine using the wrong port number.
- The client acceptor on the IBM Spectrum Protect client machine is not up and running and accepting connections.

**System action:** The IBM Spectrum Protect operation ends.

**User response:** Retry the operation and make sure the LAN is up. Also check that the port number is correct, and that the client acceptor is started and running on the IBM Spectrum Protect client machine, and that it is listening on the correct port number.

---

**ANS2610S**    **TCP/IP communications failure between the client and the server machine.**

**Explanation:** An attempt to connect to the server using TCP/IP communications failed. This can be a result of incorrect TCP/IP option settings in your client options file. This error can also occur if the LAN connection went down or if your system administrator canceled a backup operation.

**System action:** The IBM Spectrum Protect client ends.

**User response:** Retry the operation and make sure the LAN is up. Make sure that both the IBM Spectrum Protect server and the IBM Spectrum Protect client are up and running.

---

**ANS2611S**    **An unknown error occurred in the browser.**

**Explanation:** An unknown error occurred in the applet running in the browser.

**System action:** The IBM Spectrum Protect operation ends.

**User response:** Retry the operation. If the problem persists, turn on tracing and see if the trace to the browser console gives the reason for the error.

---

**ANS2612S**    **An unknown error occurred in the client  
Please check the IBM Spectrum Protect  
error log for any additional information**

**Explanation:** An unknown error occurred in the IBM Spectrum Protect client.

**System action:** The IBM Spectrum Protect client ends.

**User response:** Retry the operation. If the problem persists, check the IBM Spectrum Protect error log for any additional information.

---

**ANS2613S**    **A communications protocol error occurred between the web browser and the client.**

**Explanation:** None.

**System action:** The operation ends.

**User response:** Try the operation again. If the problem occurs again, verify that the IBM Spectrum Protect web client is installed and configured correctly, and make sure you are using a supported browser. Flush the browser cache. Then try the operation again. If the problem persists, enable SERVICE traces on the web client on the target machine and the IBM Spectrum Protect Java applet, then reproduce the problem. Collect the traces and contact IBM for further assistance.

---

**ANS2614S**    **A protocol error occurred in communications between the client and the server.**

**Explanation:** A protocol error happened between the IBM Spectrum Protect client and the IBM Spectrum Protect server.

**System action:** The IBM Spectrum Protect client ends.

**User response:** Retry the operation. If the problem persists, check the IBM Spectrum Protect error log for any additional information. Verify that you are running the correct applet with the appropriate level of the client.

---



---

**ANS2615S**    **The user ID entered does not match the node name configured on the client machine.**

**Explanation:** The user ID that was entered is not the same as the node name on this IBM Spectrum Protect client.

**System action:** The IBM Spectrum Protect operation ends.

**User response:** Verify that the node name entered is configured correctly on the IBM Spectrum Protect client.

---

**ANS2616I**    **The machine must be rebooted for the changes to take effect**

**Explanation:** The machine must be started for the restored registry changes to take effect.

**System action:** None

**User response:** Reboot the machine

---

**ANS2617S**    **The destination directory specified is invalid.**

**Explanation:** The user specified a destination target directory for restore or retrieve which is invalid.

**System action:** The IBM Spectrum Protect operation ends.

**User response:** Retry the operation specifying a valid directory name.

---

**ANS2619S**    **The client acceptor was unable to start the Remote Client Agent.**

**Explanation:** The IBM Spectrum Protect client acceptor could not start the IBM Spectrum Protect Remote Client Agent.

**System action:** The IBM Spectrum Protect operation ends.

**User response:** Check the error log on the IBM Spectrum Protect Web client agent for any relevant messages. Then correct the problem and retry.

---

**ANS2620W**    **The expand entire branch operation may take a long time, and cannot be canceled once it has started. Are you willing to wait for the operation to complete?**

**Explanation:** The expand entire branch operation could take a long time and cannot be canceled once it is started.

**System action:** Processing stopped; waiting for user intervention.

**User response:** Answer 'Yes' to start the expand entire branch operation. If you answer 'No', the current operation will be canceled.

---

**ANS2622S**    **An invalid ID or password submitted.**

**Explanation:** Either the ID is not registered on the IBM Spectrum Protect server, or the password for the ID is incorrect.

**System action:** The operation ends.

**User response:** Verify that the ID you are using exists on the IBM Spectrum Protect server to which the remote client node connects. The ID must have sufficient privileges to access the remote client node's data. Also make sure that you have the correct password for the ID. If the ID does not exist or if the password is unknown, contact your IBM Spectrum Protect administrator. If the ID does not exist, then the IBM Spectrum Protect administrator can use the **REGISTER ADMIN** and **GRANT AUTHORITY** commands to register an ID that can access the remote client node's data. If the password is unknown, the IBM Spectrum Protect administrator can use the **UPDATE ADMIN** command to reset the password.

---

**ANS2623S**    **Web Client applet level is out of sync with Web Client agent.**

**Explanation:** The Web Client applet and Web Client agents are at incompatible levels.

**System action:** The operation ends.

**User response:** Verify that you have the correct level of the applet installed with the client, and that an incorrect level of the applet was not placed in the install directory.

---

**ANS2624E**    **This operation requires client owner authority.**

**Explanation:** Your user ID has insufficient authority to perform this operation.

**System action:** Processing continues, but the user is not allowed to do this operation.

**User response:** Do not perform this operation, or get a higher authority level for your user ID in order to perform this operation.

---

**ANS2625E**    **Node does not support this image operation.**

**Explanation:** Node does not support or is not configured to perform this image operation.

**System action:** Processing continues, but the user is not allowed to do this operation.

**User response:** Verify whether this image related

operation is supported or configured on the target platform.

---

**ANS2626E The Include-Exclude statement:**  
*ieStatement*  
**contains invalid characters.**

**Explanation:** The specified Include-Exclude statement has invalid characters.

**System action:** IBM Spectrum Protect will not add the specified Include-Exclude statement to the list.

**User response:** Retry the operation with another statement that has valid characters.

---

**ANS2627W The NTFS security attributes for object**  
**'full-name' could not be set. Windows**  
**system error code: error; reason:**  
**'error-reason'. Default NTFS security**  
**attributes have been set.**

**Explanation:** IBM Spectrum Protect was unable to set the NTFS security attributes of the file. The error information captured indicates the reason for the failure. Default NTFS security attributes have been set.

**System action:** Processing continues.

**User response:** Check the reason field for the code which explains why the NTFS security attributes have not been set. Correct the condition causing the error and try the operation again. If the problem persists, contact your system administrator or IBM Spectrum Protect administrator for further help.

---

**ANS2628W Failed to create named stream of object**  
**'file\_space\_namepath\_namefile\_name'.**

**Explanation:** The process was unable to create named stream.

**System action:** The named stream is not restored/retrieved.

**User response:** The object is restored without named stream, the object should be examined to verify that it is usable. Check the client error log for ANS5250E error message that should have been logged when this message was written, take the corrective action and try the operation again. If the problem persists, contact your system administrator or IBM Spectrum Protect administrator for further help.

---

**ANS2629I Migration: The filespace will be**  
**migrated to the Incremental Forever**  
**model.**

**Explanation:** The first time an Incremental Forever Incremental (IFIIncr) backup is performed against a virtual machine that was previously backed up using the Periodic Full model, and the latest backup is an incremental backup, then backup chain will be

migrated to the Incremental Forever model.

**System action:** This message is for informational purposes only.

**User response:** No action is required.

---

**ANS2630E The Java runtime library for the vCloud Suite plug-in library failed to load or initialize.**

**Explanation:** The Java runtime library (libjvm), required by the vCloud Suite plug-in library, cannot be loaded, or the initialization of Java runtime environment failed.

**System action:** Operation is stopped

**User response:** For Linux operating system, verify that a link named 'jre', referencing the 'jre' directory under your Java installation path, exists in the backup-archive client installation directory. If a link does not exist, create the link (e.g. `ln -s /opt/ibm/java-x86_64-70/jre /opt/tivoli/tsm/client/ba/bin/jre`). Alternatively, modify `LD_LIBRARY_PATH` to include the path to `libjvm.so` (e.g. `export LD_LIBRARY_PATH=$LD_LIBRARY_PATH:/opt/tivoli/tsm/client/ba/bin:/opt/ibm/java-x86_64-70/jre/bin/classic`). For Windows operating system, verify that the JRE directory exists under the client installation directory. Reinstall the backup-archive client if necessary.

---

**ANS2631E The vCloud Suite plug-in library cannot be initialized.**

**Explanation:** The vCloud Suite plug-in library failed to initialize. This issue might be caused by the Java runtime not being installed.

**System action:** vCloud Suite operations cannot be performed.

**User response:** Verify that Java is installed.

---

**ANS2632E The vCloud Suite plug-in library cannot attach to the Java runtime.**

**Explanation:** The vCloud Suite plug-in library failed attach to the JVM runtime. This issue might be caused by the Java runtime being corrupted or an incomplete installation.

**System action:** vCloud Suite operations cannot be performed.

**User response:** Verify that Java is installed and functioning properly.

---

**ANS2633E** The vCloud Suite plug-in runtime library failed to log into the Platform Services Controller on '*psc-host*' with user name '*user-name*': authentication failed.

**Explanation:** The vCloud Suite single sign-on credentials specified in the VMCUSER and VMCPW options were rejected by the Platform Services Controller.

**System action:** vCloud Suite operations cannot be performed.

**User response:** Update the VMCUSER and VMCPW options with valid credentials for the targeted Platform Services Controller.

---

**ANS2634E** The vCloud Suite plug-in runtime library failed to log into the Platform Services Controller on '*psc-host*'.

**Explanation:** A connection cannot be established to the Platform Services Controller using the VMCHOST option.

**System action:** vCloud Suite operations cannot be performed.

**User response:** Verify that the value of the VMCHOST option is correct, network connectivity to the host exists, and that the Platform Services Controller service is running. Enable VCLLOUD tracing in the option file for any additional messages that might be related to this problem.

---

**ANS2635E** The vCloud Suite plug-in runtime library encountered an internal error.

**Explanation:** The vCloud Suite plug-in library encountered an unexpected internal error that was not caught.

**System action:** vCloud Suite operations cannot be performed.

**User response:** Check the dserror.log file for any additional messages that might be related to this problem, enable VCLLOUD tracing in the option file.

---

**ANS2636E** The vCloud Suite plug-in library is uninitialized.

**Explanation:** The vCloud Suite plug-in library is uninitialized. This issue might be caused by an error loading or initializing the plug-in library.

**System action:** vCloud Suite operations cannot be performed.

**User response:** Check the dserror.log file for any additional messages that might be related to this problem, enable VCLLOUD tracing in the option file.

---

**ANS2640I** The virtual machine '*VM-name*' is configured with the '*exclude-category*' category and the '*exclude-tag*' tag, which excludes the virtual machine from the backup operation.

**Explanation:** The client option 'VMTAGDATAMOVER' is enabled so that IBM categories and tags can be applied to virtual machines.

**System action:** The virtual machine is excluded from the scheduled backup operation.

**User response:** Remove the tag if the virtual machine should be included in scheduled backups, run an on-demand backup of the virtual machine, or set the 'VMTAGDATAMOVER' option to 'No' in the client options file.

---

**ANS2641E** The client failed to load the VMware vCloud Suite plug-in library '*piVcloudSuiteJNI*'.

**Explanation:** The VMware vCloud Suite plug-in library '*piVcloudSuiteJNI*' could not be found or could not be loaded. This issue might be caused by the library being corrupted or an incomplete installation.

**System action:** The operation cannot be completed without the VMware vCloud Suite plug-in library.

**User response:** Verify that the VMware vCloud Suite plug-in library '*piVcloudSuiteJNI*' is in the '*plugins*' folder in the client installation folder or disable the client option 'VMTAGDATAMOVER'.

---

**ANS2642E** The VMware vCloud Suite plug-in library could not find a required Java class or method.

**Explanation:** The VMware vCloud Suite plug-in library failed to find a required Java class or method. This issue might be caused by an incomplete installation, missing VMware vCloud Suite plug-in JAR '*piVcloudSuiteJwrapper.jar*' file or the JAR files are not in the Java classpath.

**System action:** The operation cannot be completed without the VMware vCloud Suite plug-in library.

**User response:** Verify that the VMware vCloud Suite plug-in library JAR '*piVcloudSuiteJwrapper.jar*' is in the '*plugins*' and the other JAR files are in '*plugins/sdk*' in the client installation folder or disable the client option 'VMTAGDATAMOVER'.

---

**ANS2643I** An on-demand backup of the virtual machine '*VM-name*' is running. The virtual machine is configured with the '*exclude-category*' category and the '*exclude-tag*' tag.

**Explanation:** The client option 'VMTAGDATAMOVER' is enabled so that IBM categories and tags can be

applied to virtual machines, but the on-demand backup overrides the tag setting for exclusion.

**System action:** The backup operation continues.

**User response:** No action is required.

**ANS2644I**    **The virtual machine 'VM-name' is not configured with a 'exclude-category' tag and can only be backed up by a default data mover. The virtual machine will be excluded from the scheduled backup operation.**

**Explanation:** The client option 'VMTAGDATAMOVER' is enabled so that IBM categories and tags can be applied to virtual machines. The active data mover is not the default data mover so its unable to perform the backup operation.

**System action:** The virtual machine is excluded from the scheduled backup operation.

**User response:** If you want to include the virtual machine in schedule backups, assign a data mover tag to the virtual machine or make sure a data mover is set up as a default data mover by using the VMTAGDEFAULTDATAMOVER option.

**ANS2666S**    **Either the source or target volumes are duplicated. The same volume is mounted on more volume paths.**

**Explanation:** This error can occur when a source volume is mapped on more volume paths, for example, a drive letter and one or more mount point directories. Because IBM Spectrum Protect uses the volume path to keep track of backup information in its internal backups database, it cannot back up the same volume with a duplicate volume path. See additional information in the error log.

**System action:** IBM Spectrum Protect cannot select the volume.

**User response:** Delete the last snapshots created as they are not managed by IBM Spectrum Protect. Unmount the duplicate volume path in order to have a single mount point to the same source volume. Restart IBM Spectrum Protect and retry the operation.

**ANS2667I**    **Scan operation was successful.**

**Explanation:** The virtual machine was scanned successfully.

**System action:** The scan process stops for the virtual machine. The next virtual machine in the data center will be processed.

**User response:** None

**ANS2668E**    **Scan operation failed with an unexpected error.**

**Explanation:** An unexpected error occurred during guest scan operations.

**System action:** The scan process stops for the virtual machine. The next virtual machine in the data center will be processed.

**User response:** Check the client error log for additional information.

**ANS2669I**    **Guest operating system platform is not supported.**

**Explanation:** The operating system of the virtual machine was not supported by the scan operation.

**System action:** The scan process stops for the virtual machine. The next virtual machine in the data center will be processed.

**User response:** None

**ANS2670I**    **Remote directory in guest is being used by another application.**

**Explanation:** The scan operation was unable to copy files to the remote directory because the directory is in use by another application.

**System action:** The scan process stops for the virtual machine. The next virtual machine in the data center will be processed.

**User response:** Ensure that the remote directory is unlocked. Then, reschedule the scan operation.

**ANS2671I**    **Virtual machine name was not found on the VMware server.**

**Explanation:** None

**System action:** The scan process stops for the virtual machine. The next virtual machine in the data center will be processed.

**User response:** None

**ANS2672W**    **Hostname could not be found for the specified virtual machine name.**

**Explanation:** This issue might be caused by the virtual machine not running and not having a static IP address.

**System action:** The scan process stops for the virtual machine. The next virtual machine in the data center will be processed.

**User response:** Make sure the guest is properly configured. Then, reschedule the scan operation.

---

**ANS2673I Duplicate virtual machine name was detected.**

**Explanation:** None

**System action:** The scan process stops for the virtual machine. The next virtual machine in the data center will be processed.

**User response:** None

---

**ANS2674I The virtual machine is not connected to ESX server.**

**Explanation:** None

**System action:** The scan process stops for the virtual machine. The next virtual machine in the data center will be processed.

**User response:** None

---

**ANS2675E Proxy Rejected: Proxy authority has not been granted to the specified data mover node.**

**Explanation:** The scan of the virtual machine failed.

**System action:** The scan process stops for the virtual machine. The next virtual machine in the data center will be processed.

**User response:** The IBM Spectrum Protect server administrator must grant proxy authority for this node. See the administrator command "Grant Proxynode".

---

**ANS2676W The guest operating system credential was not found.**

**Explanation:** The guest scan operation requires a valid operating system credential.

**System action:** The scan process stops for the virtual machine. The next virtual machine in the data center will be processed.

**User response:** Ensure the guest operating system credential is set. Then, reschedule the scan operation.

---

**ANS2677W The guest operating system credential is invalid.**

**Explanation:** The guest scan operation requires a valid operating system credential.

**System action:** The scan process stops for the virtual machine. The next virtual machine in the data center will be processed.

**User response:** Ensure a valid guest operating system credential is set. Then, reschedule the scan operation.

---



---

**ANS2678I Guest machine is powered off.**

**Explanation:** None

**System action:** The scan process stops for the virtual machine. The next virtual machine in the data center will be processed.

**User response:** None

---

**ANS2679I VMware Tools on the guest machine is not running.**

**Explanation:** None

**System action:** The scan process stops for the virtual machine. The next virtual machine in the data center will be processed.

**User response:** None

---

**ANS2680I VMware Tools version on the guest machine is not current.**

**Explanation:** None

**System action:** The scan process stops for the virtual machine. The next virtual machine in the data center will be processed.

**User response:** None

---

**ANS2681W ESX host or vCenter version is not supported.**

**Explanation:** The ESX host or vCenter is a down level version.

**System action:** The scan process stops for the virtual machine. The next virtual machine in the data center will be processed.

**User response:** Refer to the product documentation for supported ESX and vCenter versions.

---

**ANS2682I The guest credential has insufficient permissions.**

**Explanation:** None

**System action:** The scan process stops for the virtual machine. The next virtual machine in the data center will be processed.

**User response:** None

---

**ANS2683W Cannot communicate with the remote host.**

**Explanation:** This communication issue is caused by network errors or by the host not responding.

**System action:** The scan process stops for the virtual machine. The next virtual machine in the data center will be processed.

---

**User response:** Ensure that the network and host connection are configured correctly. Then, reschedule the scan operation.

---

**ANS2684I**    **The guest operation agent could not be contacted.**

**Explanation:** None

**System action:** The scan process stops for the virtual machine. The next virtual machine in the data center will be processed.

**User response:** None

---

**ANS2685I**    **The VM is a template.**

**Explanation:** VM templates are not supported by the scan operation.

**System action:** The scan process stops for the virtual machine. The next virtual machine in the data center will be processed.

**User response:** None

---

**ANS2686E**    **VM scan initialization error.**

**Explanation:** The vm scan operation encountered an error during initialization.

**System action:** The scan process stops for the virtual machine. The next virtual machine in the data center will be processed.

**User response:** Check the client error log and trace for additional information.

---

**ANS2687W**    **The virtual machine 'VM-name' contains one or more disks that exceed the maximum size set by the VM\_MAX\_VIRTUALDISKS option. You can use the VM\_MAX\_VIRTUALDISKS option to change the maximum size or specify the '-VMSKIP\_MAX\_VIRTUALDISKS=yes' option to exclude these disks from the backup.**

**Explanation:** The IBM Spectrum Protect client does not back up VMDKs that are larger than the maximum size.

**System action:** The virtual machine is not backed up.

**User response:** Use the VM\_MAX\_VIRTUALDISKS option to change the maximum size or specify the '-VMSKIP\_MAX\_VIRTUALDISKS=yes' option to exclude these disks from the backup.

---

**ANS2688E**    **The restore of a Hyper-V virtual machine that was backed up using incremental forever backup is not allowed on a Windows 2008 or Windows 2008 R2 host. The restore operation must be completed on a Windows 2012 or later Hyper-V host**

**Explanation:** A Hyper-V virtual machine that was backed up with the incremental forever backup type can only be restored on a Windows 2012 or later Hyper-V host.

**System action:** The restore operation does not start.

**User response:** Try the operation again with a Windows 2012 or later Hyper-V host.

---

**ANS2689E**    **A Hyper-V *command subcommand* command was specified, but the Hyper-V role is not enabled on the host system**

**Explanation:** The Hyper-V role must be enabled on the host system where the Hyper-V operation occurs. The current system does not have the Hyper-V role enabled.

**System action:** The operation does not start.

**User response:** Try the operation again from a host that has the Hyper-V role enabled.

---

**ANS2690E**    **A Hyper-V BACKUP VM command with mode IFFULL or IFINCR was specified but the Data Protection for Microsoft Hyper-V license file does not exist or is not valid**

**Explanation:** The Data Protection for Microsoft Hyper-V license file is required to issue Hyper-V BACKUP VM commands with mode IFFULL or IFINCR. Make sure the Data Protection for Microsoft Hyper-V file is installed.

**System action:** The backup does not start.

**User response:** Try the operation again from a host that has the Data Protection for Microsoft Hyper-V license file installed. Or, issue the BACKUP VM command and specify mode FULL.

---

**ANS2691E**    **A Hyper-V BACKUP VM command with mode FULL was specified but the Data Protection for Microsoft Hyper-V license file exists. Mode IFFULL or IFINCR must be specified**

**Explanation:** Hyper-V BACKUP VM commands with mode FULL are not allowed on hosts where the Data Protection for Microsoft Hyper-V license file is installed. Instead, issue the BACKUP VM command using mode IFFULL or IFINCR.

If you must issue the BACKUP VM command with mode FULL, you must uninstall the Data Protection for Microsoft Hyper-V license file. However, uninstalling the license file invalidates the IFINCR backup chain. As a result, an IFFULL is performed if the Data Protection for Microsoft Hyper-V license file is reinstalled.

**System action:** The backup does not start.

**User response:** Try the operation again and specify mode IFFULL or IFINCR.

---

**ANS2692E** An error occurred while registering the filesystem for virtual machine (VM\_name).

**Explanation:** An error occurred while registering the filesystem for the specified virtual machine.

**System action:** The backup of this virtual machine fails. The backup process can continue with other virtual machines.

**User response:** Check the error log for information about how to resolve this issue.

---

**ANS2693E** An error occurred while registering the filesystem for virtual machine (VM\_name). There is a filesystem with the same name that is currently being deleted.

**Explanation:** An error occurred while registering the filesystem for the specified virtual machine. A filesystem with the same name is currently being deleted on the IBM Spectrum Protect server.

**System action:** The backup of this virtual machine fails. The backup process can continue with other virtual machines.

**User response:** Wait for the delete filesystem to finish and run the backup command again.

---

**ANS2694W** Application protection is enabled for virtual machine 'VM-name'; however, this virtual machine contains one or more disks that exceed the maximum size of 2 TB allowed for application protection operations. Application protection needs to be disabled in order to backup this virtual machine.

**Explanation:** The IBM Spectrum Protect client does not back up VMDKs that are larger than 2 TB when application protection is being used.

**System action:** The virtual machine is not backed up.

**User response:** Application protection must be disabled in order to backup the specified virtual machine.

---

**ANS2695W** The periodic full backup mode is being used; however, the virtual machine 'VM-name' contains one or more disks that exceed the maximum size of 2 TB allowed for the periodic full backup mode. You can use the '-VMSKIPMAXVIRTUALDISKS=yes' option to exclude these disks from the backup, or change to the incremental forever backup mode.

**Explanation:** The IBM Spectrum Protect client does not back up VMDKs that are larger than 2 TB when the periodic full backup mode is being used.

**System action:** The virtual machine is not backed up.

**User response:** Use the '-VMSKIPMAXVIRTUALDISKS=yes' option to exclude these disks from the backup, or change to the incremental forever backup mode.

---

**ANS2696E** Control or data files were found to be compressed but not deduplicated for vm vm name.

**Explanation:** During a verify operation, the data mover detected that one or more control or data files on the server are compressed, but not deduplicated. This is an invalid state because data that is compressed, but not deduplicated, cannot be recovered. An incremental forever full backup of the VM is needed before incremental forever incremental backups can resume.

**System action:** The backup operation for this VM continues based on the VMVERIFYAction option.

**User response:** Perform a full VM backup for this virtual machine or specify the VMVERIFYAction option to force a full VM backup.

---

**ANS2697E** The virtual machine cannot be restored because the datastore named 'datastore' does not exist or is inactive.

**Explanation:** The datastore referenced by virtual machine when it was backed up does not exist or is inactive on the ESX/ESXi that you are restoring the virtual machine to.

**System action:** The virtual machine cannot be restored.

**User response:** Find the missing datastore or specify the -datastore option on the Restore VM command to specify an existing datastore to restore the virtual machine files to.

**ANS2698E Snapshot operation failed.**

**Explanation:** If you are performing a VSS or LVSA snapshot based operation, it is possible that the snapshot was not large enough to contain all the changes made to the file system after the snapshot was created. This could cause the snapshot to become invalid thereby preventing the IBM Spectrum Protect client from reading the snapshot.

**System action:** The requested operation stopped.

**User response:** Examine the client error log for additional messages related to this error. Perform corrective actions indicated by the messages, then try the operation again.

**ANS2699W Importing VM 'vm name' failed for vApp 'vapp name'.**

**Explanation:** The import VM from vSphere to a vCloud vApp operation failed.

**System action:** Restore processing for the vApp continues.

**User response:** Check the dsmmerror.log file for information about why the VM was not imported. Then, try the operation again. If the problem persists, visit the IBM Support Portal for additional information at <http://www.ibm.com/support/entry/portal/>.

**ANS2700E Restoring VM 'vm name' of vApp 'vapp name' is not possible. There is no VM backup data.**

**Explanation:** During the vApp restore, a VM that exists in the restored vApp version could not be restored, because it was not successfully backed up.

**System action:** The restore operation will proceed, attempting to restore any available vApp backup data.

**User response:** Examine the client error log for any messages that might indicate on the reason for the specified VM's backup failure. Contact IBM Spectrum Protect technical support if further assistance is required.

**ANS2701E The attempted database operation was unsuccessful, check the error log for any additional information.**

**Explanation:** Processing stops.

**System action:** Reserved.

**User response:** Check the error log for information regarding failure and take further action.

**ANS2704E Error: The vCenter server version is at a lower level than the ESX host version, or the user ID specified by the VMCUser option does not have sufficient permission to perform the operation.**

**Explanation:** The vCenter returned an error indicating there is a problem with the license. This error can occur when the vCenter server version is at a lower level than the ESX host version. The vCenter server version must be at the same (or later) level as the ESX host version. This error can also occur when the user ID specified by the VMCUser option does not have sufficient permission to perform the operation or the permissions are not applied at the vCenter server level.

**System action:** Processing stops.

**User response:** Verify the vCenter server is at the correct level, and verify that the user ID specified by the VMCUser option has sufficient permission to perform the operation.

**ANS2705S No DB2 UDB partitions are available for restore.**

**Explanation:** No DB2 UDB partitions are available on the IBM Spectrum Protect server for restore. This is most likely due to a previous backup that was aborted before the backup completed. The DB2 UDB database and selected partitions cannot be restored.

**System action:** Processing stops.

**User response:** Issue the IBM Spectrum Protect client command QUERY DB2UDB command with the -DETAIL parameter using the same database, file, and date criteria to see if any database partitions are available for restore. Alternatively restore the DB2 UDB database from a different backup.

**ANS2706E The option VMBACKUPLOCATION=*value* is not allowed with restore type operation '*type*'.**

**Explanation:** Operation failed.

**System action:** Processing stopped.

**User response:** Remove option VMBACKUPLOCATION from the command line and try again.

**ANS2707W The VMBACKUPLOCATION option value BOTH was specified. The local backup for virtual machine 'VM-name' failed, but the backup to the server completed.**

**Explanation:** The local backup failed. Only the server backup was successful.



**System action:** Processing completed.

**User response:** Contact your system administrator to resolve issues that cause the local backup to fail.

---

**ANS2708E One or more disks of the virtual machine 'VM-name' are not in a virtual volumes datastore. Local backup is not allowed. If the VMBACKUPLOCATION option value BOTH was specified, the backup to the server will continue.**

**Explanation:** Local backup is only supported for virtual machines that are in a virtual volumes datastore.

**System action:** Processing continues if VMBACKUPLOCATION=BOTH was specified.

**User response:** If you want local backup, contact your system administrator to reconfigure the virtual machine and then try the backup again.

---

**ANS2709E The snapshot of virtual machine 'VM-name' was removed after the backup.**

**Explanation:** The virtual machine snapshot was removed by another application or process after the backup. This removal corrupted the backup and it cannot be restored or mounted.

**System action:** Processing stopped.

**User response:** Delete the local backup from the IBM Spectrum Protect server for this virtual machine.

---

**ANS2710E The virtual machine 'VM-name' was removed from the inventory.**

**Explanation:** The virtual machine was removed from the inventory. This removal invalidates all local backups.

**System action:** Processing stopped.

**User response:** Delete all the local backups from the IBM Spectrum Protect server for this virtual machine.

---

**ANS2711E The snapshot of virtual machine 'VM-name' was removed during the backup.**

**Explanation:** The virtual machine snapshot was removed by another application or process during the backup. This removal corrupts the backup and it becomes unusable.

**System action:** The virtual machine is not backed up.

**User response:** Ensure that another application or process does not remove or modify the virtual machine during the backup.

---

**ANS2712W The virtual machine 'name' has a VMware Tools running, but VMware Tools is out of date.**

**Explanation:** A supported version of VMware Tools must be installed, running and current to complete a virtual machine backup.

**System action:** The backup operation fails.

**User response:** Verify that a supported version of VMware Tools is installed, current and running. Then, try the backup operation again.

---

**ANS2713E The virtual machine 'VM-name' is in an invalid connection state 'state'. As a result, it cannot be backed up.**

**Explanation:** To back up a virtual machine it must be in the 'connected' state to be accessed.

**System action:** The virtual machine is not backed up.

**User response:** Return the virtual machine to the 'connected' state and try the backup again.

---

**ANS2714W The management class 'mc' specified for the 'dest' backup destination is invalid. The default management class will be used.**

**Explanation:** None.

**System action:** Processing continues.

**User response:** Contact the IBM Spectrum Protect administrator to run the configuration utility for DB2 UDB and specify a valid management class.

---

**ANS2715E The virtual machine 'VM-name' is configured as a fault tolerant virtual machine. As a result, it cannot be backed up.**

**Explanation:** vSphere does not allow for the snapshot or backup of fault tolerant virtual machines with vStorage API for Data Protection.

**System action:** The virtual machine is not backed up.

**User response:** To back up a fault tolerant virtual machine with vStorage API for Data Protection, first disable fault tolerant. Then, after the backup completes, enable fault tolerant.

---

**ANS2716E A background copy process is still pending on local hardware. A restore operation cannot be initiated until the background copy process is completed.**

**Explanation:** None.

**System action:** Processing stops.

**User response:** Wait until the background copy

process completes and retry the restore operation.

---

**ANS2717E The multi-node definition does not have permission to delete its own backup files from the server.**

**Explanation:** All DB2 UDB commands require that the multi-node definition has permission to delete its own backup files from the server in order to properly reconcile the local backup repository with the server backup repository.

**System action:** Processing stops.

**User response:** Have the IBM Spectrum Protect administrator update the multi-node definition so that it has permission to delete its own backup files from the server. For example, on the IBM Spectrum Protect administrative command-line client:

```
. dsmadm update node <multi-node name>
backdelete=yes
```

---

**ANS2718W The virtual machine 'VM-name' requires snapshot consolidation.**

**Explanation:** Snapshot consolidation is required when a snapshot is deleted but its associated disk is not committed back to the base disk. If consolidation is not completed, snapshot disks might grow and eventually fill the data store.

**System action:** The virtual machine backup continues.

**User response:** Consolidate the virtual machine snapshots according to instructions provided in the appropriate VMware vSphere documentation.

---

**ANS2719E A previous backup started on 'datetime', is using the resources needed for new backup is still pending.**

**Explanation:** A new backup can not be done until previous backup completes.

**System action:** Processing stops.

**User response:** Wait until previous backup completes before starting another local backup. Alternatively, use different copyType value to perform a local backup. IBM Spectrum Protect local backup policy only allows one incremental and one full background copy to be pending at any time, before local backup resources are reused for a new backup version. A new local backup would result in a backup with background copy in pending state.

---

**ANS2720W Failed to execute the command 'command'.**

**Explanation:** IBM Spectrum Protect Failed to execute a command. The possible reason - the command interpreter cannot be found. Verify the ComSpec and PATH environment variables that locate the command

interpreter. Either ComSpec or PATH is not defined, or it is not correctly defined.

**System action:** The command does not run. Otherwise processing will attempt to continue.

**User response:** Correct the ComSpec and PATH environment variable that locate the command interpreter. Contact your system administrator if you are not sure how to make this correction.

---

**ANS2721E The virtual machine is in an invalid connection state. As a result, it cannot be backed up.**

**Explanation:** One or more virtual machine backups failed because of an invalid connection state. A virtual machine must be in the 'connected' state to be accessed for backup.

**System action:** Processing stops for this virtual machine

**User response:** Check the console output and error logs for information about why the connection state was invalid. Correct any issues and try backing up the failed virtual machines.

---

**ANS2722E There is not enough space in the local repository to complete this backup.**

**Explanation:** This space available in the local repository is not enough to perform snapshot for this backup operation. It could happen if there is more number of local versions kept by the management class than there is space allocated in the local repository at configuration time or application configuration has changed such that previously allocated space is not enough.

**System action:** None.

**User response:** Please validate IBM Spectrum Protect configuration by running the configuration wizard.

---

**ANS2723E A value of UNDEF for the READstartsrecall option is not valid when the HSMBACKENDMODE option is set to IBM Spectrum Protect.**

**Explanation:** A value of UNDEF for the READstartsrecall option is valid only when the HSMBACKENDMODE option is set to TSMFREE.

**System action:** The operation stops. The file is skipped.

**User response:** If the HSMBACKENDMODE option is set to IBM Spectrum Protect, set the READstartsrecall option to YES or NO.

---

**ANS2725E** IBM Spectrum Protect application protection could not register the IBM Spectrum Protect VSS provider on the guest VM 'VM'.

**Explanation:** The guest vm credentials specified on the datamover do not have the correct required Windows permissions for application protection.

**System action:** The application protection vm backup processing stops.

**User response:** Make sure that the credentials specified for the guest VM have the correct required Windows permissions for application protection type vm backups. The user guide outlines the correct permissions that are required for backuping and restoring application data for Microsoft Exchange and Microsoft SQL Servers.

---

**ANS2729E** Operating system command '*command*' failed; rc=*rc*.

**Explanation:** None.

**System action:** Process stops.

**User response:** Check the return code from the operating system for more information about the failure. Issue the failing command manually to see if the same failure occurs.

---

**ANS2731E** The BACKUP VM command failed because the Data Protection for VMware license file does not exist or is not valid.

**Explanation:** The Data Protection for VMware license file is required for the BACKUP VM command.

**System action:** The command is not processed.

**User response:** Install Data Protection for VMware or the license file for Data Protection for VMware, and retry the command. Or retry the operation from a host that has the Data Protection for VMware license file installed.

---

**ANS2732E** The BACKUP VM command failed because the Data Protection for Microsoft Hyper-V license file does not exist or is not valid.

**Explanation:** The Data Protection for Microsoft Hyper-V license file is required for the BACKUP VM command.

**System action:** The command is not processed.

**User response:** Install Data Protection for Microsoft Hyper-V or the license file for Data Protection for Microsoft Hyper-V, and retry the command. Or retry the operation from a host that has the Data Protection for Microsoft Hyper-V license file installed.

---

**ANS2733E** An operation requiring the Windows Management Instrumentation (WMI) service has failed with the error '*errorstring*'. IBM Spectrum Protect has been denied access to a WMI system due to insufficient privileges.

**Explanation:** Windows denied access to a Windows Management Instrumentation (WMI) resource, object, or operation. This program has insufficient permissions to perform the requested operation.

**System action:** Performing an operation requiring the Windows Management Instrumentation service.

**User response:** Raise the permissions assigned to IBM Spectrum Protect and retry the operation.

---

**ANS2734E** An operation requiring the Windows Management Instrumentation (WMI) service has failed with the error '*errorstring*'. The application interface does not exist.

**Explanation:** This error occurred because Windows Management Instrumentation (WMI) classes were not registered or have become unregistered. WMI classes are registered with Windows features.

**System action:** Initialization of a Windows Management Instrumentation object failed.

**User response:** Register the Windows Management Instrumentation classes of the appropriate Windows feature.

---

**ANS2736E** An unexpected response was received from a remote IBM Spectrum Protect file system agent.  
**verb :** *verb*  
**remote host :** *host*  
**return code :** *rc*  
**reason code :** *rs*  
**msg. string :** *msg-string*

**Explanation:** None.

**System action:** Processing stops.

**User response:** Contact the IBM Spectrum Protect administrator with the information provided in this message.

---

**ANS2737W** No disks from VM are mounted because all disks were excluded during the backup.

**Explanation:** No disks from VM can be mounted because all disks were excluded during backup or the VM did not contain any disks.

**System action:** The operation stops.

**User response:** If files from the affected file systems or

volumes must be recovered, ensure that at least one disk is included in the backup.

---

**ANS2740E The vApp restore operation failed.**

**Explanation:** The vApp restore operation failed. Check the error log for details on why the operation failed.

**System action:** Processing stops

**User response:** Review the console output and error logs for the details on the problem. Fix any issues and restart the operation.

---

**ANS2744I TESTFLAG DB2 enabled with the value of 'value'.**

**Explanation:** None.

**System action:** This message is informational.

**User response:** None.

---

**ANS2745E An assigned virtual disk to Hyper-V Virtual Machine 'virtualmachinename' cannot be found.**

**Explanation:** The IBM Spectrum Protect client detected that a Virtual Machine has assigned a disk that is unreachable. The disk may have been moved or deleted. A snapshot cannot be taken while the disk cannot be found.

**System action:** The IBM Spectrum Protect could not find a virtual disk at the assigned path.

**User response:** Check that the virtual disk has not been moved or deleted and update the virtual machine configuration to match any changes to the file system.

---

**ANS2746E An assigned virtual disk to Hyper-V virtual machine 'virtualmachinename' is a VHD or invalid format. Only virtual disks in VHDX format can be backed up.**

**Explanation:** The IBM Spectrum Protect client detected that a virtual machine has assigned a disk that is in the VHD format or is in an unrecognisable or unsupported format. If the disk is in VHDX format it may be corrupted.

**System action:** The IBM Spectrum Protect found a virtual disk in VHD or unrecognisable format while preparing for a backup of a virtual machine.

**User response:** If the virtual disk is in VHD format there are several options: Remove the VHD from the virtual machine, convert the virtual disk from VHD format to VHDX format, or adjust DOMAIN.VMFULL to skip the virtual machine from backup. If the disk is in VHDX format, check that the disk has not been corrupted.

---

**ANS2747E An assigned AVHDX virtual disk to Hyper-V virtual machine 'virtualmachinename' cannot find the parent disk. Snapshots can be taken only if the parent can be found.**

**Explanation:** The AVHDX format specifies an internal field that points to a parent AVHDX or VHDX file. If the parent cannot be found the disk is invalid and a snapshot will fail.

**System action:** The process discovered an AVHDX attached to a virtual machine and attempted to find the parent AVHDX or VHDX file.

**User response:** Check that the parent AVHDX or VHDX file still exists and has not been moved or deleted. Return the parent AVHDX and/or VHDX file.

---

**ANS2748E An assigned virtual disk to Hyper-V virtual machine 'virtualmachinename' exceeds the maximum capacity limit. The IBM Spectrum Protect client cannot backup virtual machines with disks that exceed the limit of two terabytes.**

**Explanation:** The IBM Spectrum Protect client detected that a Virtual Machine has assigned a disk whose capacity exceeds two terabytes. Virtual disks that exceed 2 terabytes are currently not supported by incremental forever backups.

**System action:** The IBM Spectrum Protect found a virtual disk whose capacity exceeds two terabytes on a virtual machine scheduled for back up.

**User response:** There are several options available: Remove the disk from the virtual machine, shrink the disk to under two terabytes, copy the data to virtual disk with a capacity under two terabytes. Even though incremental backup is not available, the always full backup type is compatible with disks over two terabytes.

---

**ANS2749E See Microsoft Technote KB2771882. An assigned virtual disk to Hyper-V Virtual Machine 'virtualmachinename' contains files that are on a Cluster Shared Volume and local volumes. A snapshot of a Virtual Machine in this configuration cannot be taken.**

**Explanation:** The IBM Spectrum Protect client detected that a Virtual Machine has files involved in the snapshot on both local volumes and Cluster Shared Volumes. Attempting to snapshot a virtual machine in this configuration always results in failure. This error is documented in Microsoft Technote KB2771882.

**System action:** The IBM Spectrum Protect client discovered the virtual machine has files on local volumes and cluster shared volumes prior to taking a snapshot.

**User response:** Check that all of the disks and the configuration files are all on local volumes or cluster shared volumes. If necessary, perform a storage migration to move the disks and/or configuration files.

---

**ANS2750E**    **The Hyper-V Virtual Machine 'virtualmachinename' is currently undergoing one of the following operations:**  
                   \* Creating Local Snapshot  
                   \* Applying Local Snapshot  
                   \* Deleting Local Snapshot  
                   \* Exporting Virtual Machine  
                   \* Migrating Virtual Machine  
                   \* Volume Snapshot Service (VSS) Snapshot  
                   \* Restore  
                   \* Merging Differencing Disks  
**The above operations prevent a Hyper-V VSS snapshot from taking place. Wait for the operation to finish or cancel to perform a backup.**

**Explanation:** Some virtual machine management tasks interfere with a virtual machine VSS snapshot. One of these operations was detected during a back up request.

**System action:** The IBM Spectrum Protect client discovered the virtual machine is currently undergoing an operation that will prevent a Volume Snapshot Service snapshot from occurring.

**User response:** Cancel or wait for the current virtual machine management task to finish and then retry the back up.

---

**ANS2751E**    **The RESTORE VM command failed because the Data Protection for VMware license file does not exist or is not valid.**

**Explanation:** The Data Protection for VMware license file is required for the RESTORE VM command.

**System action:** The command is not processed.

**User response:** Install Data Protection for VMware or the license file for Data Protection for VMware, and retry the command. Or retry the operation from a host that has the Data Protection for VMware license file installed.

---

**ANS2752E**    **The RESTORE VM command failed because the Data Protection for Microsoft Hyper-V license file does not exist or is not valid.**

**Explanation:** The Data Protection for Microsoft Hyper-V license file is required for the BACKUP VM command.

**System action:** The command is not processed.

**User response:** Install Data Protection for Microsoft

Hyper-V or the license file for Data Protection for Microsoft Hyper-V, and retry the command. Or retry the operation from a host that has the Data Protection for Microsoft Hyper-V license file installed.

---

**ANS2753I**    **Establishing inter-client communication with node node(s).**

**Explanation:** None.

**System action:** This message is informational.

**User response:** None.

---

**ANS2785I**    **Gathering current DB2 configuration for 'type' restore.**

**Explanation:** None.

**System action:** This message is informational.

**User response:** None.

---

**ANS2790E**    **Error Accessing Storage Virtual Machine 'svm\_name' on NetApp Filer 'filer\_name'.**

**Explanation:** The specified Storage Virtual Machine could not be accessed on the specified filer. Make sure that the storage virtual machine exists and is running on the specified filer and that the storage virtual machine has been correctly associated with the filer with the SET NETAPPSVM command.

**System action:** Processing stops.

**User response:** Make sure that the storage virtual machine is running on the specified filer and that the association between the filer and the storage virtual machine has been defined correctly with the dsmc set netappsvm command.

---

**ANS2798E**    **Unable to start a session from client node 'nodename' multi-node 'multi-node' to client at address 'ip-address:ip-port'. The return code is rc.**

**Explanation:** None.

**System action:** This message is informational.

**User response:** None.

---

**ANS2799E**    **An error was encountered during a session with another client. Check the error log for any additional information**

**Explanation:** This message is reserved for DB2 UDB.

**System action:** Reserved.

**User response:** This message is reserved for DB2 UDB.

---

**ANS2800W No IBM Spectrum Protect processes were found.**

**Explanation:** The QUERY PIDS command was unable to identify any known IBM Spectrum Protect processes running on the system. If the -FILTER option was used, no processes matching the filter specification were found.

**System action:** None.

**User response:** If you need to use dsmttrace to enable or disable tracing for a running client process, make sure that the client is already running. If you used the -FILTER option, try the command again with a different filter specification. You can use -FILTER=\* to display all processes running on the system.

---

**ANS2801E The dsmttrace utility was unable to connect to the specified process.**

**Explanation:** This message typically occurs when the specified process ID is not active.

**System action:** None.

**User response:** If you need to use dsmttrace to enable or disable tracing for a running client process, make sure that the client is already running. Use the dsmttrace QUERY PIDS command to identify running client processes, then try the command again.

---

**ANS2802I Tracing has been disabled.**

**Explanation:** None.

**System action:** None.

**User response:** None.

---

**ANS2803E Tracing could not be disabled.**

**Explanation:** A problem occurred while trying to disable tracing for the specified process. This message is usually accompanied by other, more specific messages immediately preceding or following this message.

**System action:** No changes are made to the trace status of the specified process.

**User response:** Review the messages that immediately precede or follow this message for further information about this error.

---

**ANS2804W Tracing is already enabled. -TRACEFILE, -TRACEMAX, and -TRACESEGSIZE are ignored.**

**Explanation:** When tracing is already enabled for a client process, only the -TRACEFLAGS option has any effect.

**System action:** The -TRACEFLAGS options are set on the client process. -TRACEFILE, -TRACEMAX, and

-TRACESEGSIZE are ignored.

**User response:** If you need to modify the -TRACEFILE, -TRACEMAX, or -TRACESEGSIZE settings, you must first use the dsmttrace DISABLE command to disable tracing for the client process. Then run the dsmttrace ENABLE command to configure the desired trace settings. If it is not necessary to modify these settings, then this message may be ignored.

---

**ANS2805I Tracing has been enabled.**

**Explanation:** None.

**System action:** None.

**User response:** None.

---

**ANS2806E Tracing could not be enabled.**

**Explanation:** A problem occurred while trying to enable tracing for the specified process. This message is usually accompanied by other, more specific messages immediately preceding or following this message.

**System action:** No changes are made to the trace status of the specified process.

**User response:** Review the messages that immediately precede or follow this message for further information about this error.

---

**ANS2807E An incorrect number of parameters was specified for the *command-name* command.**

**Explanation:** The specified command was invoked with too few or too many parameters.

**System action:** The command is not processed.

**User response:** Try the command again with the correct number of parameters. Run \"dsmttrace help\" for additional information on dsmttrace command syntax.

---

**ANS2808W Incremental by snapshot difference backup did not locate the registered base snapshot '*regbase-name*' on NetApp/N-Series filer volume '*volume-name*'. Snapshot '*olderbase-name*' is used as the base snapshot.**

**Explanation:** Incremental by snapshot difference backup did not locate the specified registered base snapshot on the specified NetApp/N-Series filer volume. The most recent existing snapshot which is older than the registered base snapshot is used as the current base snapshot.

**System action:** Processing continues.

**User response:** None.

---

**ANS2809E** The backupid '*backupid*:' in the input file does not match the vmname '*vmname*:' being restored.

**Explanation:** There is a discrepancy between the backupid and vmname specified in the input file

**System action:** The virtual machine cannot be restored.

**User response:** Confirm that the backupid specified matches the vmname you are attempting to restore by re-running the inquire\_detail command and make any necessary corrections before attempting the restore again.

---

**ANS2810E** The IBM Spectrum Protect for Virtual Environments Input File '*input file*:' appears to be empty.

**Explanation:** While processing the Input File no items were found to operate on.

**System action:** The operation cannot continue with an empty list.

**User response:** Confirm that the input file is not empty and has valid input. If the file is not empty it may be that an error occurred while reading the file, please check the error log for any errors found during the reading of the file. If errors are found make the necessary corrections before attempting the operation again.

---

**ANS2811E** The IBM Spectrum Protect for Virtual Environments could not find a suitable datamover agent for the DataCenter Node '*datacenter nodename*'.

**Explanation:** While processing Proxy relationships with the DataCenter Node specified, no appropriate datamover matches detected

**System action:** The operation cannot continue without a valid datamover.

**User response:** Work with your IBM Spectrum Protect Administrator to ensure that your DataCenter Nodes have granted proxy authority to your DataMover Nodes.

---

**ANS2812E** The IBM Spectrum Protect for Virtual Environments could not find Datamover node named '*datamover nodename*' on the IBM Spectrum Protect Server.

**Explanation:** While processing Proxy relationships with the DataCenter node and DataMover node specified, no appropriate Datamover node name matches detected.

**System action:** The operation cannot continue without a valid Datamover Node name.

**User response:** Make sure the Datamover node name specified is a valid IBM Spectrum Protect node name and that the node has the proper proxy relationships established.

---

**ANS2813E** The IBM Spectrum Protect Server returned an empty network address or port number for '*datamover nodename*'.

**Explanation:** While querying the IBM Spectrum Protect Server for the Datamover network address and port number, the Server returned zero for one of the values.

**System action:** The operation cannot continue without a valid Datamover network address and port number.

**User response:** This is usually the result of a Datamover Node not being started. Log on to the Datamover host and start or restart the DSMCAD service and retry the IBM Spectrum Protect for Virtual Environments command again. If the problem persists, work with your IBM Spectrum Protect Server Administrator to inspect the IBM Spectrum Protect Server activity log to identify the issue.

---

**ANS2814E** IBM Spectrum Protect for Virtual Environments detected an error while parsing the Input File '*input file*'. The '*specifier*' appears to be empty or invalid.

**Explanation:** While parsing the Input File an error occurred.

**System action:** The operation cannot continue without valid virtual machine specifications.

**User response:** This is usually the result of an empty virtual machine name or other identifier. Please check that the syntax of the Input File is correct for all entries and that virtual machine names are not empty and retry the operation.

---

**ANS2815E** IBM Spectrum Protect for Virtual Environments detected an error while parsing '*read in line*' from the Input File '*input file*'.

**Explanation:** While parsing the Input File an error occurred.

**System action:** The operation cannot continue without valid specifications in the Input File.

**User response:** This may be the result of an empty virtual machine name or other identifier. Please check that the syntax of the Input File is correct for all entries and that virtual machine names are not empty and retry the operation.

---

**ANS2816E IBM Spectrum Protect for Virtual Environments detected that the IBM Spectrum Protect Server IP address was not specified.**

**Explanation:** While parsing the command line options, an empty Server address was detected.

**System action:** The operation cannot continue without a valid network address for the IBM Spectrum Protect Server.

**User response:** This may be a result of the VMCLI profile having an empty VE\_TSM\_SERVER\_NAME entry. Please check that the VMCLI profile is configured correctly specifying the IBM Spectrum Protect Server address.

---

**ANS2817E IBM Spectrum Protect for Virtual Environments detected that the vCenter Command-Line interface node name was not specified.**

**Explanation:** While parsing the command line options, an empty vCenter Command-Line interface node name was detected.

**System action:** The operation cannot continue without a valid vCenter Command-Line interface node name.

**User response:** This may be a result of the VMCLI profile having an empty VE\_\_TSMCLI\_NODE\_NAME entry. Please check that the VMCLI profile is configured correctly specifying the vCenter Command-line interface node name.

---

**ANS2818E IBM Spectrum Protect for Virtual Environments detected that the IBM Spectrum Protect Server port was not specified.**

**Explanation:** While parsing the command line options, an empty IBM Spectrum Protect Server port was detected.

**System action:** The operation cannot continue without a valid IBM Spectrum Protect Server port.

**User response:** This may be a result of the VMCLI profile having an empty VE\_TSM\_SERVER\_PORT entry. Please check that the VMCLI profile is configured correctly specifying the IBM Spectrum Protect Server port.

---

**ANS2820E An interrupt has occurred. The current operation will end and the client will shut down.**

**Explanation:** This message is issued when the process is interrupted by a break signal such as **CTRL-BREAK** or **CTRL-C**.

**System action:** The operation and process are ended immediately.

**User response:** Restart the operation if desired.

---

**ANS2821E The CAD service is not running for data mover node named 'datamover nodename'.**

**Explanation:** The CAD service is not running for the data mover.

**System action:** The operation cannot continue without a connection to the data mover CAD service.

**User response:** Make sure the data mover CAD service is running and that the node has the proper proxy relationships established.

---

**ANS2822E The data mover is unable to connect to the IBM Spectrum Protect server.**

**Explanation:** There is no connection the specified IBM Spectrum Protect server.

**System action:** The operation cannot continue without a connection to the server.

**User response:** Possible causes are that the server name is spelled incorrectly in the dsm.opt or dsm.sys file; an incorrect server is being used; a communications failure or firewall issue occurred; or the network cable is unplugged.

---

**ANS2824E IBM Spectrum Protect for Virtual Environments detected that the node name representing the vCenter is not specified.**

**Explanation:** While parsing the command line options, an empty vCenter node name was detected.

**System action:** The operation cannot continue without a valid vCenter node name.

**User response:** This may be a result of the VMCLI profile having an empty VE\_VCENTER\_NODE\_NAME entry. Please check that the VMCLI profile is configured correctly specifying the vCenter node name.

---

**ANS2825E IBM Spectrum Protect for Virtual Environments detected that the node name representing the Datacenter is not specified.**

**Explanation:** While parsing the command line options, an empty datacenter node name was detected.

**System action:** The operation cannot continue without a valid datacenter node name.

**User response:** This is a result of the -d DataCenter Node Name not being passed in to the Command-line. Re-try the operation making sure to pass the -d Datacenter Node Name to the command-line call.



---

**ANS2826E IBM Spectrum Protect for Virtual Environments detected that the node name representing the vCenter Datamover is not specified.**

**Explanation:** While parsing the command line options, an empty Datamover node name was detected.

**System action:** The operation cannot continue without a valid Datamover node name.

**User response:** This is a result of the -o Datamover Node Name not being passed in to the Command-line. Re-try the operation making sure to pass the -o Datamover Node Name to the command-line call.

---

**ANS2827E IBM Spectrum Protect for Virtual Environments detected that the input file is not specified.**

**Explanation:** While parsing the command line options, an empty or non-existing input file name was detected.

**System action:** The operation cannot continue without a valid input file name.

**User response:** This is a result of the -I Inputfile name not being passed in to the Command-line. Re-try the operation making sure to pass the -I input file name to the command-line call.

---

**ANS2828E Image operations are not supported for the specified file system.**

**Explanation:** Image backup and restore are not supported for the specified file system.

**System action:** The requested image operation is not performed.

**User response:** Choose another object.

---

**ANS2829E Image operations are not supported for GPFS.**

**Explanation:** Image backup and restore are not supported for GPFS volumes.

**System action:** The requested image operation is not performed.

**User response:** Choose another object.

---

**ANS2830E An incorrect number of parameters was specified.**

**Explanation:** The specified command was invoked with too few or too many parameters.

**System action:** Processing stops.

**User response:** Try the command again with the correct number of parameters.

---

**ANS2831E Incremental by snapshot difference cannot be performed on 'volume-name' as it is of type 'type' and is not a NetApp/N-Series 'fsType' volume.**

**Explanation:** The volume specified cannot be used for performing NetApp/N-Series snapshot difference incremental operation. The volume does not correspond to the NFS mount point or the CIFS shared drive for a Network Appliance or N-Series NAS volume. One possible reason for this failure is that snapshot difference incremental backups can only be performed against NetApp/N-Series NFS volumes on AIX/Linux platforms, or CIFS volumes on Windows platforms.

Another possible reason for this failure is that the qtree security style for the volume was incorrectly selected. If the CIFS volume is mapped on Windows, ensure that the security style is set to NTFS. If the volume is mounted as NFS, ensure that the security style is set to UNIX.

**System action:** Processing stops.

**User response:** Try the command again with a NetApp/N-Series NFS or CIFS volume with the correct security style.

---

**ANS2832E Incremental by snapshot difference failed for *filepath* name. See the error log for details.**

**Explanation:** Failed to perform NAS NFS/CIFS Incremental by snapshot difference operation.

**System action:** Processing stops.

**User response:** Take appropriate action based on the information in the error log. If the problem persists please contact your IBM Spectrum Protect administrator.

---

**ANS2834E You have to be a root user in order to perform incremental backup using snapshot difference.**

**Explanation:** Failed to perform NAS NFS/CIFS incremental backup operation using snapshot difference as the user was non root.

**System action:** Processing stops.

**User response:** Please retry the operation as root user.

---

**ANS2835E Incremental backup using snapshot difference is not supported on this platform.**

**Explanation:** NetApp NFS/CIFS incremental backup operation using snapshot difference is only supported on AIX, Linux and Windows platforms.

**System action:** Processing stops.

**User response:** Retry the incremental operation

without the snapdiff option.

---

**ANS2836E** Incremental backup operation using snapshot difference is only available for full volumes.  
is a partial volume or qtree.

**Explanation:** Cannot perform NAS NFS/CIFS incremental backup operation using snapshot difference on the mounted or mapped volume due to one of the following reasons: 1) The volume is actually a qtree. 2) The volume is not a full volume, it is not mounted or mapped to the root of the volume.

**System action:** Processing stops.

**User response:** Retry the incremental backup operation by specifying an entire NAS NFS or CIFS volume.

---

**ANS2837E** Unable to access the required stored NetApp filer credentials (user id and password) for filer ".  
Make sure the SET PASSWORD -TYPE=FILER command was specified correctly to store the credentials.

**Explanation:** The user id and password for the specified NetApp Filer have been either not configured or have been specified incorrectly.

**System action:** Processing stops.

**User response:** Use the 'set password -type=filer' command to define the user id and password for the specified NetApp Filer and retry the snapshot differential backup operation.

---

**ANS2838W** The file path '*filename*' exceeds HSM maximum path length.

**Explanation:** A file that you tried to migrate has a path name that is too long.

**System action:** File skipped from migration.

**User response:** Place files into a shorter path to make them available for migration.

---

**ANS2839E** Failed with ONTAPI error '*error\_code*' while connecting to NetApp Filer '*filer\_name*' using user id '*id\_name*'. You might have provided credentials incorrectly for this Filer.

**Explanation:** The user ID and password have been configured incorrectly for the specified Filer.

If you are using the snapdiffhttps option, ensure that you are not specifying vFiler volumes as vFiler does not support the HTTPS transport type.

**System action:** Processing stops.

**User response:** Make sure that the credentials you

have specified for the Filer are the correct ones. Use the dsmd set password command to specify the correct credentials for your Filer and try the command again.

---

**ANS2840E** Incremental backup using snapshot difference is not supported for Data ONTAP file server version '*version.modification.submodification*'.  
Upgrade the file server '*file-server-name*' to Data ONTAP version '7.3' or later in order to perform incremental backup operations using snapshot difference.

**Explanation:** The file server specified is not at the Data ONTAP version that supports snapshot difference API.

**System action:** Processing stops.

**User response:** Upgrade the file server to Data ONTAP version 7.3 or later and retry the operation.

---

**ANS2841E** Incremental by snapshot difference is only supported on AIX 64 bit and Linux 86 bit clients.

**Explanation:** Incremental backup using snapshot difference feature is only available on IBM Spectrum Protect AIX 64 bit and Linux 86 clients.

**System action:** Processing stops.

**User response:** Try the command again with an IBM Spectrum Protect AIX 64 bit or Linux 86 client.

---

**ANS2842E** IBM Spectrum Protect for Virtual Environments detected an error with the createsnap: keyword. createsnap:yes is specified while also specifying vmsnapname:VMWare Snapshot Name.

**Explanation:** While parsing the Input File for FlashCopy Manager for VMWare offload backup, an error condition was detected with VM Ware snapshot handling. Specifying a VMWare Snapshot name while specifying createsnap:yes is not allowed.

**System action:** The operation cannot continue without specifying the correct createsnap: and vmsnapname: combination.

**User response:** This is a result of the -I Inputfile containing conflicting input for createsnap: and vmsnapname: keywords. If you intend to have IBM Spectrum Protect for Virtual Environments use a VMWare Snapshot created by FlashCopy Manager then specify createsnap:no with a valid VMWare Snapshot for the vmsnapname: keyword.

---

**ANS2850E Error Creating Snapshot: Volume *NAS volume* is a snapmirror destination volume.**

**Explanation:** An attempt was made to create a snapshot on a read only snapmirror destination volume.

**System action:** Processing stops.

**User response:** Retry the operation using the USEEXISTINGBASE and DIFFSNAPSHOT=latest options.

---

**ANS2851E Snapshot Processing Error: .**

**Explanation:** An error occurred due to the reason specified in the message

**System action:** Processing stops.

**User response:** Ensure that the specified volume is online and allows write access.

---

**ANS2855W IBM Spectrum Protect for Virtual Environments detected an error while parsing the Input File '*input file*'. The '*specifier*' should not be specified when using '*specifier*'. Option will be ignored.**

**Explanation:** While parsing the Input File an error occurred.

**System action:** The operation will continue ignoring this parameter.

**User response:** This is usually the result of an identifier used with the wrong option. Please check that the options in the Input File matches the requested operation and retry the operation.

---

**ANS2856E IBM Spectrum Protect for Virtual Environments detected that the node name representing the vCloud is not specified.**

**Explanation:** A node name that represents the vCloud is not specified in the VMCLI profile.

**System action:** The operation cannot continue without a valid vCloud node name.

**User response:** Specify the vCloud node name in the VE\_VCENTER\_NODE\_NAME parameter in the VMCLI profile. Then, try the operation again.

---

**ANS2857E IBM Spectrum Protect for Virtual Environments detected while parsing '*read in line*' from the input file '*input file*' that option '*specifier*' is required for '*operation*' operation.**

**Explanation:** A required option or identifier is missing from the input file.

**System action:** The operation stops.

**User response:** This may be the result of a missing option or identifier. Verify that the syntax of the command and the syntax of the values in the input file are correct. Then, try the operation again.

---

**ANS2858E Failed to get the list of available VMs for backup**

**Explanation:** Failed to get the entire list of VMs in order to choose ones that needed to be backed up.

**System action:** The operation was stopped

**User response:** Verify that configuration parameters for connection to vCenter.

---

**ANS2859E Failed to locate the Organization VDC node that is used to store the backed up data.**

**Explanation:** The Organization VDC node that stores the backed up vApp data was not located. This node must be mapped to the Provider VDC node. This issue might be caused by invalid mapping between the Provider VDC node and the Organization VDC node.

**System action:** The operation was stopped

**User response:** Go to the Configuration page and click 'Run the Configuration Wizard' to verify that mapping information for the Provider VDC node is valid.

---

**ANS2860E The PRESNAPSHOTCMD command failed. The snapshot differential backup will not be executed.**

**Explanation:** The command specified by the PRESNAPSHOTCMD option must complete successfully in order to execute the snapshot differential backup. If the command completed with a return code of 0 (zero), it is considered to have completed successfully. If the command completed with any other return code, it is considered to have failed. If the command failed then the snapshot differential backup is not executed.

**System action:** The client does not execute the snapshot differential backup operation.

**User response:** Identify and repair the problem that caused the command to fail. If a non-zero return code is normal for this command, then consider wrapping the command in a script that always exits with a return code of zero.

---

**ANS2861W The POSTSNAPSHOTCMD command failed.**

**Explanation:** If the command specified by the POSTSNAPSHOTCMD option completed with a non-zero return code, the snapshot differential backup operation continues. The operation continues with a

warning-level result. The result of the POSTSNAPSHOTCMD command does not supersede a higher result from the snapshot differential backup command. For example, if the snapshot differential backup command completed with code 12, a lower return code from the POSTSNAPSHOTCMD command does not alter the return code.

**System action:** The snapshot differential backup continues, but with a warning return code of at least 8.

**User response:** Identify and repair the problem that caused the command to fail. Consider wrapping the command in a script that always exits with a return code of zero.

---

**ANS2862E No entry found for the specified Storage Virtual Machine.**

**Explanation:** The SVM does not exist in the registry or password file.

**System action:** No operation is performed.

**User response:** The user should register the SVM using the Set NetAppSVM command.

---

**ANS2863E The backup-archive client failed to load the vCloud protection runtime library.**

**Explanation:** vCloud protection runtime library is not loaded by the backup-archive client.

**System action:** The operation is stopped.

**User response:** Verify that the vCloud runtime library exist in the 'plugins' folder under the client installation folder.

---

**ANS2864E A Hyper-V operation was attempted, but the Hyper-V role was not detected on the host system.**

**Explanation:** The Hyper-V role must be enabled on the host system where the Hyper-V operation occurs. The current host system either does not have the Hyper-V role enabled or does not support Hyper-V.

**System action:** The operation does not start.

**User response:** If the host system supports Hyper-V then enable the Hyper-V role. Otherwise, try the operation again from a host system that supports Hyper-V and has the Hyper-V role enabled.

If you want to process VMware virtual machines, go to the IBM Spectrum Protect window, and click Edit > Client Preferences > VM Backup. Click VMWare Full VM or VMWare File Level. Then, click OK.

---

**ANS2865E An error occurred creating or accessing a virtual disk for virtual machine 'VM-name'.**

**Explanation:** An error occurred creating or accessing a virtual disk while restoring a virtual machine.

**System action:** The virtual machine is not restored.

**User response:** See the client error log for more detailed information about the error.

---

**ANS2866E An error occurred creating virtual machine 'VM-name'.**

**Explanation:** An error occurred creating the virtual machine during the restore operation.

**System action:** The virtual machine is not restored.

**User response:** See the client error log for more detailed information about the error.

---

**ANS2867E An error occurred querying virtual machine 'VM-name'.**

**Explanation:** An error occurred querying the virtual machine during the restore operation.

**System action:** The virtual machine is not restored.

**User response:** See the client error log for more detailed information about the error.

---

**ANS2868E An error occurred removing virtual machine 'VM-name'.**

**Explanation:** An error occurred removing the virtual machine during the restore operation.

**System action:** The virtual machine is not restored.

**User response:** See the client error log for more detailed information about the error.

---

**ANS2869E A virtual machine on the hypervisor has a different name but the same ID as virtual machine to restore 'VM-name' has. Restore not allowed.**

**Explanation:** A virtual machine with a different name and the same ID than the virtual machine being restored exists on the hypervisor.

**System action:** The virtual machine is not restored.

**User response:** Choose a different virtual machine to restore to or delete the existing virtual machine.

---

**ANS2870W An incremental backup of virtual machine 'vmname' was requested, but the virtual machine lacks an existing recovery snapshot. A full backup will be taken to prevent data loss.**

**Explanation:** Removal of the recovery snapshot of a virtual machine does not reset the last successful backup time maintained internally. The lack of a reset creates an inconsistency between the backup time and the hard disk configuration of the virtual machine. A full backup fixes the ambiguity and prevent data loss.

**System action:** An inconsistency in the virtual machine configuration was detected.

**User response:** Avoid deleting the recovery snapshot between back up operations.

**ANS2872E** The process was unable to restore a virtual disk user metadata entry of virtual machine '*vmname*' to disk '*diskpath*'.

**Explanation:** An attempt to restore a user metadata entry of a disk failed. The user metadata of the disk may inaccessible or unreachable.

**System action:** A restore of a virtual disk.

**User response:** Check the user privileges include access to virtual disk writes or move the disk to an accessible location.

**ANS2873I** Virtual machine '*vmname*' was successfully restored. If this virtual machine was restored to a cluster, ensure that the cluster settings enable the restored virtual machine to operate in high availability mode. High availability settings, and the preferred set of hypervisor nodes that can operate in high availability mode, might not be set automatically.

**Explanation:** The specified virtual machine has been restored, but the restore process does not alter Microsoft Failover Clustering High Availability settings. If you restored a virtual machine that you previously deleted, or if you restored a virtual machine to a new name and location, the restored virtual machine might not be enabled as a high availability resource. Enable high availability for this virtual machine by using Microsoft Failover Cluster Manager, System Center Virtual Machine Manager, or by using PowerShell cmdlets.

**System action:** Processing continues.

**User response:** Use Microsoft Failover Cluster Manager, System Center VM manager, or PowerShell to configure the cluster to allow this virtual machine to perform in a high availability configuration.

**ANS2876E** Unable to access the required stored NetApp Management Filer credentials (user id and password) for filer " associated with storage virtual machine " .

**Make sure the SET PASSWORD -TYPE=FILER command was specified correctly to store the credentials.**

**Explanation:** The user id and password for the specified NetApp management filer associated with the specified storage virtual machine have been either not configured or have been specified incorrectly.

A storage virtual machine is associated with management filer using the SET NETAPPSVM command. Credentials for a management filer are stored with the SET PASSWORD -TYPE=FILER command.

**System action:** Processing stops.

**User response:** Use the 'set password -type=filer' command to define the user id and password for the specified NetApp Management Filer. Use the 'set netappsvm' command to associated a storage virtual machine with a management filer. Ensure that both of these commands were specified correctly and retry the snapshot differential backup operation.

**ANS2888E** Backup VM Full VM Incremental is unable to run.  
A valid IBM Spectrum Protect for Virtual Environments license file (*license-file*) cannot be located.

**Explanation:** The license file was not found, or cannot be opened because of permissions, or the file is corrupted.

**System action:** The system returns to the calling procedure.

**User response:** Check permissions on file. See if the license file is in the correct place.

**ANS2889I** The vApp '*vapp name*' was successfully restored under the name '*new vapp name*'

**Explanation:** The restore operation was succesful in restoring the vApp into the specified name.

**System action:** This message is for informational purposes only.

**User response:** No action is required.

**ANS2891W** The vApp '*vapp name*' was successfully restored. However, failed vms num out of existing vms num VMs were not restored.

**Explanation:** Although the vApp restore operation on the vCloud completed successfully, one or more VMs were not restored.

**System action:** The operation completed successfully. However, some VMs were not restored.

**User response:** Check the dsmerror.log file for information about why the VMs were not restored.

Then, try the operation again. If the problem persists, visit the IBM Support Portal for additional information at <http://www.ibm.com/support/entry/portal/>.

---

**ANS2900E IBM Spectrum Protect for Virtual Environments detected that the scan domain was not specified.**

**Explanation:** While parsing the command line options, no scan domain was detected. This error occurred because the -domain option was not specified.

**System action:** The operation cannot continue without a valid scan domain.

**User response:** Run the operation again and specify the -domain option.

---

**ANS2901E IBM Spectrum Protect for Virtual Environments detected that the domain user was not specified.**

**Explanation:** While parsing the command line options, no domain user was detected. This error occurred because the -user option was not specified.

**System action:** The operation cannot continue without a valid domain user.

**User response:** Run the operation again and specify the -user option.

---

**ANS2902E Save domain password failed in function *func-name* with return code *return-code*.**

**Explanation:** An unexpected write access error occurred when the function tried to save the domain password. Write access does not exist to either the registry or to the IBM Spectrum Protect for Virtual Environments on Linux installation folder where the password file is saved.

**System action:** The operation ends.

**User response:** Grant write access to either the registry or to the IBM Spectrum Protect for Virtual Environments on Linux installation folder and try the operation again.

---

**ANS2903E Read domain password failed in function *func-name* with return code *return-code*.**

**Explanation:** An unexpected error occurred when the function tried to read the domain password.

**System action:** The operation ends.

**User response:** On Windows, verify that the password exists in the registry. On Linux, verify that the password exists in the password file. Try the operation again.

---

**ANS2998I The option '*option*' that was found in the include/exclude file '*file-name*' at the line number: *number* is not supported and will be ignored by the client.**

**Explanation:** The specified option is valid but not supported on the current platform and will be ignored by the client.

**System action:** Processing continues.

**User response:** You can ignore the message or remove the option from the include/exclude file.

---

**ANS3000I *communication-type* communications available on port *port-number*.**

**Explanation:** The specified communications are available on the specified port number.

**System action:** None.

**User response:** None.

---

**ANS3001W The default locale, English (United States), is used because the selected locale "*locale*" is not supported. The supported locales are as follows: *supportedLocales***

**Explanation:** The locale on the user's system or browser is not supported.

**System action:** The system defaults to the English (United States) locale.

**User response:** Use the default locale or switch to one of the supported locales.

---

**ANS3002I Session started for user *userid* (*communication-method address*).**

**Explanation:** A session was started for the specified user.

**System action:** None.

**User response:** None.

---

**ANS3003I The new password is case sensitive.**

**Explanation:** Your account has been updated to use case sensitive password.

**System action:** None

**User response:** Make sure to remember the new password as you enter it, including character casing. For more details, contact your IBM Spectrum Protect administrator.

---

**ANS3004E Session for user *userid* terminated - invalid password entered.**

**Explanation:** A session was terminated for the specified user because an invalid password was entered.

**System action:** The session with the specified user is terminated.

**User response:** Re-start the remote client and enter the correct password for the specified user.

---

**ANS3005I Session for user *userid* terminated - idle for *idle-minutes* minutes.**

**Explanation:** A session was terminated for the specified user because there was no activity on the session for the specified number of minutes.

**System action:** The session with the specified user is terminated.

**User response:** Re-start the remote client to begin a new session.

---

**ANS3006I Processing request for the IBM Spectrum Protect Web Client (*ip-address*).**

**Explanation:** A request for the Web Client is being processed.

**System action:** None.

**User response:** None.

---

**ANS3007I IBM Spectrum Protect *client-name* terminating - idle for *idle-minutes* minutes.**

**Explanation:** The specified client is terminating because it has been idle for the specified time. It will be automatically started when it is needed.

**System action:** The client program stops.

**User response:** None.

---

**ANS3008E Too many symbolic links were detected while resolving name '*file\_name*'**

**Explanation:** While trying to resolve the file name, too many symbolic links were found.

**System action:** File skipped.

**User response:** Ensure that you do not have a looping symbolic link for the file.

---

**ANS3009E The Logical Volume Snapshot Agent plugin library was not found.**

**Explanation:** The Logical Volume Snapshot Agent (LVSA) plugin library should have been installed when the client was installed, but it cannot be found.

**System action:** The selected operation is not performed.

**User response:** Try the operation again. If the problem recurs, re-install the IBM Spectrum Protect client software. If the problem persists, contact IBM technical support for further assistance.

---

**ANS3010E The snapshot wizard operation failed.**

**Explanation:** The snapshot wizard operation failed with a non-zero return code. Check the error log for additional information.

**System action:** The selected operation is not performed.

**User response:** Review the error log for any error messages, and then retry the operation after correcting the cause for failure.

---

**ANS3011E Previous changes have not been committed.  
The machine must be rebooted before this operation can be performed**

**Explanation:** A previous operation required the machine to be rebooted for the changes to take effect, but the machine has not been rebooted. The machine must be rebooted before this selected operation can be performed.

**System action:** The selected operation is not performed.

**User response:** Reboot the machine and then retry the operation.

---

**ANS3012E The Logical Volume Snapshot Agent is not installed. Use the Setup Wizard to configure either Online Image or Open File support and choose the Logical Volume Snapshot Agent as the snapshot provider.**

**Explanation:** The selected operation requires the Logical Volume Snapshot Agent, but it is not installed. Use the Setup Wizard to install the LVSA.

**System action:** The selected operation is not performed.

**User response:** Retry the operation after installing the Logical Volume Snapshot Agent.

---

**ANS3013E The specified snapshot provider is not supported on this version of the operating system.**

**Explanation:** The specified snapshot provider is not supported on the version of the operating system you are currently running. If another snapshot provider is available, select it and retry the operation.

**System action:** The selected operation is not performed.

**User response:** If another snapshot provider is available, select it and retry the operation.

---

**ANS3014E Expose snapshot failed for backup document 'xml-backup-doc-file'.**

**Explanation:** Expose snapshot failed.

**System action:** Processing stops

**User response:** See the dsmerror.log file for further details.

---

**ANS3100E Unable to get the iSCSI initiator name. The Windows error is (error)**

**Explanation:** The iSCSI initiator name is not configured on the system.

**System action:** The operation stops.

**User response:** See the appropriate Microsoft Documentation about how to configure the iSCSI initiator name.

---

**ANS3101E The mount operation for virtual machine 'vmname' failed with rc = return-code. For more details, check the Recovery Agent logs.**

**Explanation:** An error occurred during the mount operation. See the output from the previous operation to identify the cause of the error.

**System action:** Processing stops.

**User response:** Review the recovery agent logs for information about how to resolve this issue.

---

**ANS3102I 'VMNAME' mounted successfully and is ready**

**Explanation:** The mount operation for the specified virtual machine completed successfully. As a result, the virtual machine is ready for a file restore operation.

**System action:** None.

**User response:** None

---

**ANS3103E Unable to load the dynamic link library (iscsidsc.dll). The Windows error is (error)**

**Explanation:** The iSCSI dynamic link library (iscsidsc.dll) cannot be found on the system.

**System action:** The operation stops.

**User response:** See the appropriate Microsoft Documentation about how to install the dynamic link library (iscsidsc.dll).

---

**ANS3104E A target was not found on the iSCSI portal  
The missing target is 'target'**

**Explanation:** The iSCSI portal is unable to discover all of the targets that were created by the IBM Spectrum Protect Recovery Agent command-line interface.

**System action:** The operation stops.

**User response:** See the appropriate Microsoft Documentation about how to correct this iSCSI portal issue. Search <http://technet.microsoft.com/en-US/windowsserver> for iSCSI troubleshooting information.

---

**ANS3105E Unable to connect all targets on the iSCSI Portal  
The target that is not connected is 'target'. Windows error is (error)**

**Explanation:** The iSCSI portal is unable to connect all discovered targets that were created by the IBM Spectrum Protect Recovery Agent command-line interface.

**System action:** The operation stops.

**User response:** See the appropriate Microsoft Documentation about how to correct this iSCSI portal issue. Search <http://technet.microsoft.com/en-US/windowsserver> for iSCSI troubleshooting information.

---

**ANS3106E Windows Configuration Manager is unable to scan for new hardware.  
Windows error is (error)**

**Explanation:** The new iSCSI disk connection cannot be detected by the Windows Configuration Manager.

**System action:** The operation stops.

**User response:** See the appropriate Microsoft Documentation about how to correct this hardware scan issue.

---

**ANS3107E The attempt to retrieve information for disk 'disk' failed with Windows error (error).**

**Explanation:** A Windows API call failed to retrieve the disk information.

**System action:** The operation stops.

**User response:** See the appropriate Microsoft Documentation for information about how to resolve this Windows API call issue.

---

**ANS3108W The disk with label='label' is not mounted because it was excluded during the backup (Reason: 'reason').**

**Explanation:** The disk cannot be mounted because it was excluded during backup. It is not possible to



recover files from any of the file systems or volumes that use this disk.

**System action:** The operation continues.

**User response:** If files from the affected file systems or volumes must be recovered, ensure that the disk is included in the backup.

---

**ANS3109E The mount cannot be retrieved because the following mount ID cannot be found:** *mountID*

**Explanation:** An error occurred while retrieving the mount with the mount ID that is specified.

**System action:** Processing stops.

**User response:** No response is required.

---

**ANS3110E Unable to communicate with Windows device 'device'. The Windows error is (error)**

**Explanation:** A Windows API call failed to open a Windows device.

**System action:** The operation stops.

**User response:** See the appropriate Microsoft Documentation for information about how to resolve this Windows API call issue.

---

**ANS3111E Unable to mount the same dynamic disks multiple times. The disk 'disk' signature is the same as the disk signature of another disk that is online.**

**Explanation:** It is not possible to attach a second disk to the system with the same disk signature.

**System action:** The operation stops.

**User response:** The other disk with the identical disk signature must be dismounted before you can attempt the operation again.

---

**ANS3112E Windows Virtual Disk Service is not able to detect all new devices.**

**Explanation:** The Virtual Disk Service VDS is unable to access all iSCSI targets. Some targets are missing or not working.

**System action:** The operation will be rolled back and stopped.

**User response:** Determine why the data mover cannot access some iSCSI targets. Determine that the IBM Spectrum Protect server is working correctly. Determine that the iSCSI service is running. Search the Windows event log for problems with the missing devices.

---

**ANS3113E The virtual machine 'name' has at least one mirror or RAID5 volume. Mirror and RAID5 support is disabled!**

**Explanation:** During the mount operation it was detected that the virtual machine has a mirror or RAID5 volumes. The support for such volumes were disabled by the Administrator.

**System action:** The operation stops.

**User response:** Contact the Administrator for more information.

---

**ANS3114E The attempt to retrieve information for volume 'volume' failed with Windows error (error).**

**Explanation:** A Windows API call failed to retrieve the volume information.

**System action:** The operation stops.

**User response:** See the appropriate Microsoft Documentation for information about how to resolve this Windows API call issue.

---

**ANS3115E The attempt to bring disk 'disk' online failed with Windows error (error).**

**Explanation:** A Windows API call failed to bring the disk online.

**System action:** The operation stops.

**User response:** See the appropriate Microsoft Documentation for information about how to resolve this Windows API call issue.

---

**ANS3116E The attempt to create directory 'dir' failed with Windows error (error).**

**Explanation:** A Windows API call failed to create the directory.

**System action:** The operation stops.

**User response:** See the appropriate Microsoft Documentation for information about how to resolve this Windows API call issue.

---

**ANS3117E The mount volume attempt at directory 'dir' failed with Windows error (error).**

**Explanation:** A Windows API call failed to mount the specified volume.

**System action:** The operation stops.

**User response:** See the appropriate Microsoft Documentation for information about how to resolve this Windows API call issue.

---

**ANS3118E Unable to determine the operating system type of the VM to be restored.**

**Explanation:** The operating system type of the VM to be restored cannot be determined. This issue can occur when the restore parameter -VMOSType is not specified or it specifies an incorrect operating system type.

**System action:** The operation stops.

**User response:** Use the -VMOSType parameter to specify the correct operating system type of the VM to be restored.

---

**ANS3119W Operating system type "*name1*" is detected but operating system type "*OSname*" is specified.**

**Explanation:** The operating system type of the detected VM does not match the type specified with the restore parameter -VMOSType. Inconsistent operating system types might negatively impact the mount operation. The operation will continue using "*OSname*" as the operating system type.

**System action:** The operation continues.

**User response:** If the mount operation fails, try the operation again and use automatic detection or specify the correct operating system.

---

**ANS3122E The Microsoft iSCSI Initiator Service encountered an error. The Windows error is (*error*).**

**Explanation:** The Microsoft iSCSI Initiator Service encountered an error during an iSCSI operation. This error caused the operation to stop.

**System action:** The operation stops.

**User response:** See the Microsoft iSCSI Initiator Service error message to determine the cause of the error. If necessary, see the appropriate Microsoft Documentation for information about how to resolve this iSCSI Initiator error.

---

**ANS3123E Unable to read or write the local VM file restore data.  
*filename*  
File cannot be accessed or is damaged.**

**Explanation:** For VM file restore operations, data must be stored on the local data mover in a directory that the user running the restore can access. The data file might also be damaged.

**System action:** Processing stops.

**User response:** To store the VM file restore data, the data mover application requires read and write access to the C:\Documents and Settings\AllUsers\Application Data\Tivoli\TSM\ or C:\ProgramData\

Tivoli\TSM folder.

Set the access rights to this directory so that your user has the correct rights.

If the file was damaged it can be helpful to replace the current version with the .bak file.

---

**ANS3124E The user session cannot be retrieved because the context ID cannot be found**

**Explanation:** An error occurred while retrieving the current user session. The error might be caused by a session that timed out.

**System action:** Processing stops.

**User response:** If the session timed out, log in again.

---

**ANS3125E The local data for file restore mount with the ID: *id* and virtual machine name '*name*' cannot be found!**

**Explanation:** The local data set for the specified mount ID or virtual machine name cannot be found.

**System action:** The operation stops.

**User response:** Use the query "dsmc q vm <name> -vmrestoretype=mount" command to get the correct mount ID and virtual machine name for the cleanup.

---

**ANS3126E The node name of the mount proxy partner could not be found.**

**Explanation:** An error occurred while querying the IBM Spectrum Protect server for the mount proxy partner. The node could not be found. Communication with the mount proxy partner is required to perform the restore operation.

**System action:** Processing stops.

**User response:** Check the mount proxy partner node configuration and ensure that the node is correctly configured and running.

---

**ANS3127E The IP address or port of the mount proxy partner could not be found.**

**Explanation:** An error occurred while querying the IBM Spectrum Protect server for the mount proxy partner. The IP address or port of that partner could not be found. The address and port are required to process file restores.

**System action:** Processing stops.

**User response:** Check the node configuration and ensure that the mount proxy partner is correctly configured and running. Verify that the client acceptor daemon on the mount proxy partner is running and able to connect to the IBM Spectrum Protect server.

---

---

**ANS3128E    The node name of the Windows mount proxy does not comply with IBM Spectrum Protect naming conventions.**

**Explanation:** An error occurred while querying the IBM Spectrum Protect server for Linux mount proxy partner. The name of the Windows mount proxy does not comply the naming convention. A correct name is required for processing of Linux VMs.

**System action:** Processing stops.

**User response:** Check the node configuration and ensure that the mount proxy name is correct. Use the web based configuration wizard to set up the configuration.

---

**ANS3129I    The mount cleanup of VM 'VMNAME' completed.**

**Explanation:** The mount cleanup operation for the specified virtual machine completed.

**System action:** None.

**User response:** None

---

**ANS3130E    The mount cleanup operation for virtual machine 'vmname' failed with rc = *return-code***

**Explanation:** An error occurred during the mount cleanup operation. See the output from the previous operations to identify the cause of the error.

**System action:** Processing stops.

**User response:** Check the dsmererror.log file for information about how to resolve this issue.

---

**ANS3131E    The operation to disconnect the iSCSI targets from the Windows data mover failed.**

**Explanation:** An error occurred during the mount cleanup operation while disconnecting the iSCSI targets. See the output from the previous operations to identify the cause of the error.

**System action:** Processing stops.

**User response:** Open the Windows iSCSI Initiator Tool and disconnect the targets and remove the target portal. The tool can be found in "Administrative Tools" -> "iSCSI Initiator"

---

**ANS3132E    The Windows iSCSI Service is unable to get a list of all currently running sessions. The Windows error is (*error*)**

**Explanation:** The iSCSI Service could not get a list of all connected targets and the corresponding sessions.

**System action:** The operation stops.

**User response:** See the Microsoft documentation for information to correct this iSCSI issue. Search <http://technet.microsoft.com/en-US/windowsserver> for iSCSI troubleshooting information.

---

**ANS3133E    The target '*target*' could not be disconnected by the iSCSI portal. The Windows error is (*error*)**

**Explanation:** The iSCSI portal is unable to disconnect all the connected targets that were created by the recovery agent command-line interface.

**System action:** The operation stops.

**User response:** See the Microsoft documentation for information to correct this iSCSI portal issue. Search <http://technet.microsoft.com/en-US/windowsserver> for iSCSI troubleshooting information.

---

**ANS3134E    The Windows iSCSI Service is unable to get list of all currently available portals. The Windows error is (*error*)**

**Explanation:** The iSCSI Service has a problem getting a list of all available portals.

**System action:** The operation stops.

**User response:** See the Microsoft documentation for information to correct this iSCSI portal issue. Search <http://technet.microsoft.com/en-US/windowsserver> for iSCSI troubleshooting information.

---

**ANS3135E    The removal of iSCSI Portal '*target*' failed with a Windows error of (*error*)**

**Explanation:** The iSCSI Service cannot remove the iSCSI Portal.

**System action:** The operation stops.

**User response:** See the Microsoft documentation for information to correct this iSCSI portal issue. Search <http://technet.microsoft.com/en-US/windowsserver> for iSCSI troubleshooting information.

---

**ANS3136E    The mount ID was not specified in the cleanup operation.**

**Explanation:** The -MOUNTID parameter must be specified to perform a 'mountcleanup' operation.

**System action:** The operation stops.

**User response:** Use the query "dsmc q vm <name> -vmrestoretype=mount" command to get the correct mount ID for the cleanup

---

**ANS3137W** 'VMNAME' mount completed with errors.

**Explanation:** The mount operation for the specified virtual machine completed with errors. Only a subset of the virtual machine's disks are ready for a file restore operation.

**System action:** The VM disks that failed were reported in previous messages.

**User response:** Review the previous error messages for the cause of each failure.

---

**ANS3138E** The unmount of the volumes failed during the cleanup operation of mount ID *mountid*

**Explanation:** An error occurred during the mount cleanup operation while unmounting the volumes.

**System action:** Processing stops.

**User response:** See the output from the previous operations to identify the cause of the error.

---

**ANS3139E** The attempt to unmount the disk failed with Windows error (*error*).

**Explanation:** The Windows API call failed to unmount the disks.

**System action:** The operation stops.

**User response:** See the Microsoft documentation for information to correct this issue; search the documentation for this Windows error.

---

**ANS3140E** The connection to the following iSCSI targets failed: '*target\_list*'.

**Explanation:** The iscsiadm command-line interface was not able to connect to the specified iSCSI targets, from the Linux mount proxy machine.

**System action:** The operation stops.

**User response:** If the target is already connected on the Linux mount proxy machine, log out from the target, for example: `iscsiadm -m node -T targetname --logout` Also, verify that the iSCSI server address is correctly specified.

---

**ANS3141W** Mounting the following devices failed: '*device\_list*'.

**Explanation:** It was not possible to mount the specified devices on the Linux mount proxy machine.

**System action:** The operation continues to mount the other devices.

**User response:** Perform a cleanup, or try to manually unmount the devices on the Linux mount proxy machine.

---



---

**ANS3142E** The Windows Virtual Disk Service encountered an error. The Windows error is (*error*)

**Explanation:** The Windows Virtual Disk Service is not working correctly.

**System action:** The operation stops.

**User response:** See the Microsoft documentation for information to correct this issue. Search <http://technet.microsoft.com/en-US/windowsserver> for Virtual Disk Service troubleshooting information.

---

**ANS3143W** The iSCSI service is not running. Its state is '*state*'.

**Explanation:** The iSCSI Service is not running.

**System action:** The service maybe suspended, however operations cannot continue.

**User response:** Start the iSCSI service.

---

**ANS3144W** The iSCSI service is not running. File restore mount operations will not work.

**Explanation:** The iSCSI Service is not running. This service is required on the Windows and Linux mount proxy for file restore mount operations. Full VM instant access and instant restore are not affected.

**System action:** Mount operations for file restore cannot continue.

**User response:** Start the iSCSI service if you want to perform a file restore operation. For VM instant access and instant restore, no action is required.

---

**ANS3145E** A Windows API call has failed.

**Explanation:** A Windows API call has failed.

**System action:** Operations cannot continue.

**User response:** See the dsmerror.log for more information.

---

**ANS3146E** The cleanup operation to unmount the volume *volume* failed. The mounted file system is busy.

**Explanation:** An error occurred during the mount cleanup operation while unmounting the volumes on the Linux mount proxy machine.

**System action:** Processing stops.

**User response:** Ensure the file system is not in use and then try the cleanup operation again, or manually unmount the volume on the host.

---

---

**ANS3147W** The iSCSI Target '*iscsi\_target*' was disconnected successfully, but the attempt to delete the target failed.

**Explanation:** It was not possible to delete the object after the target was disconnected.

**System action:** The operation continues.

**User response:** Try to manually delete the object on the Linux machine. For example: `iscsiadm -m node -T targetname -o delete`

---

**ANS3148W** The iSCSI Target '*iscsi\_target*' was already connected.

**Explanation:** The target was already connected on the Linux mount proxy machine. This error can occur if a cleanup was not performed, or if the cleanup was only partially successful.

**System action:** The operation continues.

**User response:** The Linux mount proxy machine tried to reuse the already connected targets. If the volumes are not correctly mounted, manually disconnect the targets on the Linux mount proxy machine. For example: `iscsiadm -m node -T targetname --logout`; `iscsiadm -m node -T targetname -o delete`

---

**ANS3149E** The iSCSI target '*target*' failed to disconnect from the Linux machine. The message from the `iscsiadm` command-line interface is:  
*message\_output*

**Explanation:** The `iscsiadm` command-line interface was unable to disconnect the specified iSCSI target from the Linux machine.

**System action:** The operation stops.

**User response:** See if the target is already disconnected on the Linux machine, or try to manually disconnect it. For example, `iscsiadm -m node -T targetname --logout` Verify that the iSCSI server address is correctly specified.

---

**ANS3150W** The block device '*block\_device*' of type '*device\_type*' failed to mount. The system message is:  
*'system\_message'*

**Explanation:** It was not possible to mount one or more devices on the Linux machine.

**System action:** The operation continues to mount the other devices.

**User response:** Perform a cleanup, or try to manually unmount the devices on the Linux machine.

---

**ANS3151E** The `initiator.iscsi` file does not exist or cannot be opened.

**Explanation:** The file does not exist or cannot be opened.

**System action:** Operations cannot continue.

**User response:** The iSCSI service may not be installed.

---

**ANS3152E** The `initiator.iscsi` file does not have a valid initiator id entry.

**Explanation:** No iSCSI Initiator ID exists.

**System action:** Operations cannot continue.

**User response:** The iSCSI service may not be installed.

---

**ANS3153E** The mount cleanup completed with error for mount ID '*mountid*' of virtual machine '*VMNAME*'; Error log '*errlog*' is available on '*machinename*'.

**Explanation:** An error occurred during the mount cleanup operation while unmounting the volumes. The mounted file systems may be busy. See the error log to identify the cause of the error.

**System action:** Processing stops.

**User response:** Ensure the file systems are not in use and the cleanup or manually unmount the volumes on the host.

---

**ANS3154E** The iSCSI service is not installed.

**Explanation:** The iSCSI Service is not installed.

**System action:** Operations cannot continue.

**User response:** Install the iSCSI service for your platform.

---

**ANS3155I** The Windows data mover is '*name*' (*ip*)

**Explanation:** The DNS name and the IP of the Windows data mover.

**System action:** None.

**User response:** This information can be used to determine if hostname and IP of the Windows data mover are correctly resolved. The information can help if the iSCSI connection is not working as expected.

---

**ANS3156I** The iSCSI server address used is '*ip*'

**Explanation:** This message returns the IP address of the iSCSI server.

**System action:** None.

**User response:** This information can be used to determine if the IP address of the iSCSI server address

is correctly resolved. The information might help you troubleshoot problems if the iSCSI connection is not working as expected.

---

**ANS3157I    The Linux data mover is 'name' (ip)**

**Explanation:** The DNS name and the IP address of the Linux data mover.

**System action:** None.

**User response:** This information can be used to determine if hostname and IP of the Linux data mover are correctly resolved. The information might help you troubleshoot problems if the iSCSI connection is not working as expected.

---

**ANS3158W    The attempt to create the Windows share failed with Windows error (error). The share is not created.**

**Explanation:** The creation of the Windows share failed with the given user/group name.

**System action:** The Windows share is not created. The operation continues.

**User response:** One common reason for failures is that the specified user/group does not exist. Ensure that the Windows user or group name exists and is accessible on the Windows data mover. If this is a domain user or group, the Windows data mover has to be part of that domain. If this does not resolve the problem, see the appropriate Microsoft Documentation for information about this error code.

---

**ANS3159E    The attempt to remove the Windows Share failed with Windows error (error).**

**Explanation:** A Windows API call failed to remove the Windows Share.

**System action:** The operation stops.

**User response:** See the appropriate Microsoft Documentation for information about how to resolve this Windows API call issue.

---

**ANS3160W    The attempt to export Linux file system failed with error: NFS service is not running.**

**Explanation:** exportfs command failed to make the directory on the Linux mount proxy available for NFS clients to mount.

**System action:** The operation continues without creating the NFS export.

**User response:** Resolve the error on the Linux mount proxy. Manually export the directory.

---

**ANS3161E    The attempt to unexport Linux file system failed with error: NFS service is not running.**

**Explanation:** exportfs command failed to unexport the directory on the Linux mount proxy.

**System action:** The operation stops.

**User response:** Resolve the error on the Linux mount proxy. Manually unexport the directory.

---

**ANS3162I    The Mount cleanup of VM 'VMNAME' with mount id 'Id' and snapshot date 'date time' completed.**

**Explanation:** The mount cleanup operation for the specified virtual machine completed.

**System action:** None.

**User response:** None

---

**ANS3163W    The Linux Operating System is not at the minimum level. Mount operations may not complete successfully.**

**Explanation:** The Linux Operating System is not at the minimum level.

**System action:** Mount operations may not complete successfully.

**User response:** Upgrade the Linux operating system to at least the minimum level.

---

**ANS3164W    The minimum level for 'os' is 'level'. Your current level is 'actual'.**

**Explanation:** The Linux Operating System is not at the minimum level.

**System action:** Mount operations may not complete successfully.

**User response:** Upgrade the Linux operating system to at least the minimum level.

---

**ANS3165W    A Package installed on the Linux Operating System is not at the minimum level. Mount operations may not complete successfully.**

**Explanation:** A Package installed on the Linux Operating System is not at the minimum level.

**System action:** Mount operations may not complete successfully.

**User response:** Upgrade the package to at least the minimum level.

---

**ANS3166W** The minimum level for package '*package*' is '*level*'.  
Your current level is '*actual*'.

**Explanation:** A Package installed on the Linux Operating System is not at the minimum level.

**System action:** Mount operations may not complete successfully.

**User response:** Upgrade the package to at least the minimum level.

---

**ANS3167E** IBM Spectrum Protect Recovery Agent service is not installed.

**Explanation:** IBM Spectrum Protect Recovery Agent service is not installed.

**System action:** Operations cannot continue.

**User response:** Ensure that IBM Spectrum Protect Recovery Agent is correctly installed and configured.

---

**ANS3168E** IBM Spectrum Protect Recovery Agent service is not running.

**Explanation:** IBM Spectrum Protect Recovery Agent service is not running.

**System action:** Operations cannot continue.

**User response:** Start IBM Spectrum Protect Recovery Agent service. The Recovery Agent can be started using "net start RecoveryAgent" or by referencing IBM Spectrum Protect Recovery Agent in services.msc.

---

**ANS3169E** The mount proxy's operating system must be Windows Server 2012 or newer operating system.

**Explanation:** The Windows operating system is not at the minimum level.

**System action:** Processing stops.

**User response:** Upgrade the Windows mount proxy to a supported operating system.

---

**ANS3170W** The attempt to export Linux file system failed with error: **exportfs** command failed.

**Explanation:** **exportfs** command failed to make the directory on the Linux mount proxy available for NFS clients to mount.

**System action:** The operation continues without creating the NFS export.

**User response:** Resolve the error on the Linux mount proxy. Manually export the directory.

---

**ANS3171E** The attempt to unexport Linux file system failed with error: **exportfs** command failed.

**Explanation:** **exportfs** command failed to unexport the directory on the Linux mount proxy.

**System action:** The operation stops.

**User response:** Resolve the error on the Linux mount proxy. Manually unexport the directory.

---

**ANS3172T** Restoring virtual machine '*source*' to new VM with name '*destination*'.

**Explanation:** The specified virtual machine will be restored as a new vm with a new name.

**System action:** None

**User response:** None.

---

**ANS3173E** The Linux devices failed to mount correctly.

**Explanation:** The Linux devices failed to mount correctly.

**System action:** Mount operations did not complete successfully.

**User response:** Verify that the Linux mount proxy server can communicate with the IBM Spectrum Protect server.

---

**ANS3174E** The virtual machine mount failed.

**Explanation:** An error occurred during the mount operation.

**System action:** Processing stops.

**User response:** Check the command-line output for the messages that specify what problems were encountered during the operation.

---

**ANS3175E** The VM mount cleanup failed.

**Explanation:** An error occurred during the mount cleanup operation.

**System action:** Processing stops.

**User response:** Check the command-line output for the messages that specify what problems were encountered during the operation.

---

**ANS3176W** Unable to locate the Windows user or group named '*name*'. The share is not created.

**Explanation:** IBM Spectrum Protect was unable to map the specified user or group name to a Windows security identifier.

**System action:** The Windows share is not created. The operation continues.

**User response:** One common reason for this message is that the specified user or group does not exist. Ensure that the Windows user or group name exists and is accessible on the Windows data mover. If this is a domain user or group, the Windows data mover has to be part of that domain.

This message can also indicate that the Windows data mover is not able to access the active directory domain server. Ensure that network problems are not preventing the Windows data mover from communicating with the active directory domain server.

---

**ANS3177E** No iSCSI target was connected. Check your iSCSI options for backup-archive client.

**Explanation:** No iSCSI target was found or connected on the Linux mount proxy machine.

**System action:** The operation is rolled back.

**User response:** Check that iSCSI is setup correctly on your Windows as well as your Linux mount proxy. One common reason for a failure is that the VMISCSIServeraddress option is not specified or is set incorrectly in the options file of the Windows data mover.

---

**ANS3178E** Volume 'volume' of type 'file\_system\_type' has not been unmounted. System message: 'system\_message'

**Explanation:** An error occurred during the mount cleanup operation while unmounting the volumes on the Linux mount proxy machine.

**System action:** Processing stops.

**User response:** Ensure the file system is not in use and then try the cleanup operation again, or manually unmount the volume on the Linux mount proxy.

---

**ANS3179W** Another folder share with the same name 'name' already exists.

**Explanation:** IBM Spectrum Protect was unable to create a folder share with the specified name because a share with that name already exists.

**System action:** The folder share is not created. The operation continues and the VM disks are mounted for file restore on the mount proxy.

**User response:** Use operating system commands to create the share of the folder with a unique name and delete it before running the dismount operation.

---

**ANS3180W** The parameter 'name' contains characters that are not allowed and have been removed.  
Resulting value is 'new'

**Explanation:** Some characters cannot be used on multi platform environments. To solve compatibly problems only a limited set of characters are allowed on this specific parameter.

Parameter "-MOUNTPoint" is restricted at [a-z][A-Z][0-9][:][/]\\[\_]

Parameter "-MOUNTTag" is restricted at [a-z][A-Z][0-9][\_]

Parameter "-EXPORTParameter" is restricted on Windows at [a-z][A-Z][0-9][ \_][\_][\][@]

Parameter "-EXPORTParameter" is restricted on Linux at [a-z][A-Z][0-9][.][:]

**System action:** The operation continues with modified parameter.

**User response:** None

---

**ANS3181E** The registry key HKEY\_LOCAL\_MACHINE\SYSTEM\CurrentControlSet\Services\partmgr\Parameters\CrPolicy is set to an other value than 3.

**Explanation:** If the registry key HKEY\_LOCAL\_MACHINE\SYSTEM\CurrentControlSet\Services\partmgr\Parameters\CrPolicy is set to an other value than 3 it can be that the machine hangs during a mount operation. Change the value to 3 and reboot the machine.

**System action:** The operation stops.

**User response:** The registry key HKEY\_LOCAL\_MACHINE\SYSTEM\CurrentControlSet\Services\partmgr\Parameters\CrPolicy is not documented by Microsoft. Sometimes this key is set to a value other than 3 what can lead to problems with the mount operation. Set the value to 3 and reboot the machine.

---

**ANS3182E** The mount cleanup operation timed out waiting *minutes* minutes for response from Linux Mount Proxy.

**Explanation:** The Windows Mount Proxy didn't receive any response from Linux Mount Proxy within the given timeout. The Linux Mount Proxy is possible in hanging state.

**System action:** Processing stops.

**User response:** Check the status of Linux Mount Proxy machine and mount proxy trace file for more details. In the case of a complete system hang on umount, a reboot followed by manual mount cleanup



of the Linux mount proxy machine may be required.

---

**ANS3183E Failed to revert volume mounted at .**

**Explanation:** The volume revert operation failed. Try to mount the volume manually. Find its snapshot and attempt the revert operation.

**System action:** The restore stops.

**User response:** Check IBM Spectrum Protect error log, Windows Event logs for more information.

---

**ANS3184W A duplicate device UUID has been found during the LVM activation phase of mount operation. The 'vgimportclone' system command was not able to generate a new UUID for the LVM device 'LVMdeviceName' resulting in a duplicated UUID with the device 'LVMdeviceName2' of the mount proxy machine. The device 'LVMdeviceName3' has been excluded from the list of volumes to be mounted on the mount proxy. On some Linux distributions this device could still be present after the iSCSI disconnect phase and a manual cleanup could be required e.g. by using the 'dmsetup remove device\_name' command.**

**Explanation:** The 'vgimportclone' command was not able to generate a new UUID for this LVM device, resulting in a duplicated UUID.

**System action:** The device of the target VM is skipped and not mounted. The operation continues.

**User response:** This problem has been observed on some Linux distributions where the 'vgimportclone' command was not able to generate a new UUID. In such case the 'iscsiadm -m node -T ... --logout' command may not be able to remove such devices and a manual cleanup could be required e.g. by using the 'dmsetup remove device\_name' command. Note that such situation could be also a signal that the target VM was cloned from same template as the mount proxy. To resolve the duplicated devices introduced due to a VM machine clone, check the block devices of the target VM by using the 'blkid' command and make sure that no duplicate UUIDs are present with the mount proxy machines. If a duplicate device belongs to the target VM and it is used, you need to assign it a new UUID or remove such device.

---

**ANS3185W A duplicate device UUID is found on the mount proxy after the targets were connected. The device 'new\_device\_name' with the UUID 'new\_device\_uuid' of type 'new\_device\_type' is excluded from the list of volumes to be mounted on the mount proxy.**

**Explanation:** The Linux operating system cannot to mount devices of this type when the UUID already exists on the system. This situation occurs because the target virtual machine was cloned from the same template as the mount proxy.

**System action:** The device for the target virtual machine is not mounted. The operation continues.

**User response:** To resolve the duplicated devices that were introduced because of a virtual machine clone, check the block devices for the target virtual machine by using the 'blkid' command and make sure that no duplicate UUIDs are present for the mount proxy machines. If a duplicate device belongs to the target virtual machine and the device is in use, assign the device a new UUID or remove the device.

---

**ANS3186W Opening and creating the block devices failed.**

**Explanation:** It was not possible to get the list of block devices on the Linux mount proxy

**System action:** The file restore operation stopped.

**User response:** Check that the 'blkid' command is working correctly on the Linux mount proxy machine.

---

**ANS3187W Opening and creating the block devices failed.**

**Explanation:** It was not possible to open the disk and create the block devices on the Linux mount proxy machine.

**System action:** The file restore operation stopped.

**User response:** Check that on the Linux mount proxy machine, the number of loop devices available are at least equal to the number of virtual machine disks to mount. The advanced VMware transport mode is not supported on the Linux mount proxy for file restore operations from local backups. Use the `vmvstortransport ndb` option in the server stanza of the mount proxy options file. If you want to use NBDSSL, remove the `/opt/tivoli/tsm/client/ba/bin/lib64/libdiskLibPlugin.so` library and use the `vmvstortransport ndbssl` option.

---

**ANS3189W Original mount points can not be found for guest system.**

**Explanation:** .

**System action:** The operation continues.

**User response:** Check if `/etc/fstab` file exists and is accessible on guest system.

---

**ANS3401W** The entity *name* is invalid.

**Explanation:** A volume with this name could not be found or is not suitable for server-free operations.

**System action:** Processing stopped.

**User response:** Specify the correct name.

---

**ANS3402W** *name*: A system call *func* failed with code *rc*.

**Explanation:** An error occurred while obtaining information from the operating system. The volume information could not be obtained.

**System action:** Processing can continue if the information being obtained is not critical for the operation or if it is expected behaviour in the context of the operation being performed.

**User response:** Check the error log for any other messages that might indicate a reason for the failure. Try to correct any indicated problems, then try the operation again. If the problem persists, contact IBM technical support for further assistance.

---

**ANS3403W** Volume *name* cannot be opened for reading. System error code is *err*.

**Explanation:** The named volume could not be opened. Examples of why this can occur include, but are not limited to: the device is not a valid system device, the device is locked by another application, or the user does not have correct or permissions. The operating system error code shown in the message indicates the specific reason for the failure.

**System action:** Processing stops.

**User response:** Use your operating system's tools to obtain the description of the error code. Also check the error log for any other messages that might indicate a reason for the failure. Try to correct any indicated problems, then try the operation again. If the problem persists, contact IBM technical support for further assistance.

---

**ANS3404W** An error occurred reading volume *name*.

**Explanation:** The named volume could not be read. Examples of why this can occur include, but are not limited to: the data being read is outside the valid range of the volume, or the device is locked by another application. The operating system error code shown in the message indicates the specific reason for the failure.

**System action:** If server-free data movement is used, processing continues using non-server-free data movement. Otherwise processing stops.

**User response:** Use your operating system's tools to obtain the description of the error code. Also check the error log for any other messages that might indicate a

reason for the failure. Try to correct any indicated problems, then try the operation again. If the problem persists, contact IBM technical support for further assistance.

---

**ANS3405W** File system *fs* on volume *name* is unknown.

**Explanation:** The file system on the volume is not supported for the operation being performed.

**System action:** If server-free data movement is used, processing continues using non-server-free data movement. Otherwise processing stops.

**User response:** Check the error log for any other messages that might indicate a reason for the failure. Try to correct any indicated problems, then try the operation again. If the problem persists, contact IBM technical support for further assistance.

---

**ANS3406I** Not enough space is available to update the last backup status for virtual machine '*vm*'.

**Explanation:** The virtual machine is backed up successfully, but there is insufficient space available to write the last backup status in the 'Notes' field for the virtual machine.

**System action:** The backup operation completed.

**User response:** Free some space in the 'Notes' field for the virtual machine if the the last backup status is needed.

---

**ANS3407W** *name* is not local.

**Explanation:** The drive or filesystem is not local and is not suitable for image backup.

**System action:** Processing stopped.

**User response:** Specify a volume that is local.

---

**ANS3408E** System call '*umount*' failed for volume '*volume*' with *errno*='*error*'. Please take suitable action based on *errno* and retry the operation.

**Explanation:** Umount failed for the specified volume with the indicated *errno*. Please take suitable action based on *errno* and retry the operation.

**System action:** Processing stopped.

**User response:** Check *errno* for umount failure and take corrective action before retrying the operation.

---

---

**ANS3409W** An error occurred writing to volume *name*.

**Explanation:** IBM Spectrum Protect could not write to the named volume. Examples of why this can occur include, but are not limited to: the data being written is outside the valid range of the volume, or the device is locked by another application. The operating system error code shown in the message indicates the specific reason for the failure.

**System action:** Processing stops.

**User response:** Use your operating system's tools to obtain the description of the error code. Also check the error log for any other messages that might indicate a reason for the failure. Try to correct any indicated problems, then try the operation again. If the problem persists, contact IBM technical support for further assistance.

---

**ANS3410E** The operating system refused a request for memory allocation.

**Explanation:** The process requires access to memory in order to store information as processing proceeds. In this case, more memory was requested than the operating system would allocate. Possible reasons include:

The system is low on memory.

The process in which the program runs has exceeded the maximum memory that it is allowed to allocate.

Some other error condition occurred that caused the program to think it is out of memory.

**System action:** The process cannot complete the requested operation.

**User response:** Close all unneeded applications and try the operation again. If the operation still fails, try dividing the task into several smaller units. For example, if a file specification contains several high level directories, run the IBM Spectrum Protect task serially for each directory. If the task is an incremental backup, use the option "-memoryefficientbackup=yes".

For UNIX systems that support resource limits, check to see if the memory resource limit is too low by entering the following command: `ulimit -a`

Based on the resulting data, you can ask the UNIX system root user to increase resource limits so that it will override the current default. The UNIX system root user has the authority to increase resource limits.

---

**ANS3411E** Invalid arguments were passed to function *name*.

**Explanation:** The named function did not receive correct arguments to proceed. Please check error log for additional errors following this one for further explanation.

**System action:** Processing stops.

**User response:** Retry the operation. If problem persists contact your IBM Spectrum Protect administrator.

---

**ANS3412I** DiskMapper does not support *name* for entity *name*.

**Explanation:** The requested function is not implemented in DiskMapper at this time. Please report this error to your IBM Spectrum Protect administrator.

**System action:** Processing stops.

**User response:** Contact your IBM Spectrum Protect administrator.

---

**ANS3413I** DiskMapper object '*name*' type '*name*' is not valid.

**Explanation:** The named object is not valid on the originating client system.

**System action:** Processing stops.

**User response:** Retry the operation. If the problem persists, review the client error log for other messages that might be related to this problem. Contact your IBM Spectrum Protect administrator for additional help.

---

**ANS3414I** Disk '*name*' is not part of any container defined on the system.

**Explanation:** None.

**System action:** None. This is informational message.

**User response:** None.

---

**ANS3415W** At least one of the disk containing data for '*name*' has bad blocks.

**Explanation:** One or more physical disks containing data blocks of the above object has bad blocks and the requested operation can not continue.

**System action:** The system may find a work-around to complete the requested operation, please check console log and error log for additional information on corrective actions taken or suggested user action.

**User response:** Depending on the operation the process may suggest an alternate way to complete the operation. Check your error log, sched log, or console log for additional information.

---

**ANS3416E** The volume '*name*' is currently in use by other process.

**Explanation:** The operation requires exclusive access to the volume. The most likely cause of this failure is that other process on the system has the volume opened.

**System action:** Processing stopped.

**User response:** Check applications running on your system to ensure that volume is not opened by any if the process and then retry the operation.

---

**ANS3417W** *name: A system call func failed with code rc - strerror*

**Explanation:** An error occurred while obtaining information from the operating system. The volume information could not be obtained.

**System action:** Processing can continue if the information being obtained is not critical for the operation or if it is expected behaviour in the context of the operation being performed.

**User response:** Check the error log for any other messages that might indicate a reason for the failure. Try to correct any indicated problems, then try the operation again. If the problem persists, contact IBM technical support for further assistance.

---

**ANS3418W** **Memory allocation request for image backup operation was refused by the operating system.**

**Explanation:** IBM Spectrum Protect requires access to memory in order to store information about used blocks of a file system. In this case, more memory was requested than the operating system would allocate.

**System action:** If imagegapsize is too small for a dedicated filesystem and the client faces out-of-memory condition then the client automatically switches to full volume backup. Operation continues with imagegapsize = 0.

**User response:** Some recommendations to avoid the out-of-memory condition:

check to see if the memory resource limit is too low by entering the following command: `ulimit -a`  
Then you can ask the UNIX system root user to increase memory limit.

increase the value of the imagegapsize option. The bigger imagegapsize is used, the less memory is needed for image backup, but more unused data is sent to server. And vice versa: the smaller imagegapsize is used, the more memory is needed for backup, but less unused data is sent to server. The outcome also depends much on how data is spread on the volume.

---

**ANS3419W** **Failed to mount the VSS snapshot for integrity check on virtual machine 'vmname'. Integrity check is skipped and the Microsoft Exchange Server transaction logs are not truncated.**

**Explanation:** The virtual machine snapshot must be mounted to verify the integrity of the Microsoft Exchange Server database files. The snapshot for the specified virtual machine was unable to be mounted.

As a result, the operation did not verify the integrity of the Microsoft Exchange Server database files.

**System action:** The backup operation continues without an integrity check and the Microsoft Exchange Server transaction logs are not truncated.

**User response:** To prevent this error, configure a connection from the guest virtual machine to the ESXi host. Then, try the operation again.

---

**ANS4000E** **Error processing 'filespace-name': file space does not exist.**

**Explanation:** The specified file space (domain) is incorrect or does not exist on the workstation. If the message results from the BACKUP IMAGE command with the -MODE=INCREMENTAL option, it means that you have entered the name of a raw logical volume. The MODE=INCREMENTAL option is not valid for raw logical volumes.

**System action:** Processing stops.

**User response:** Try the operation again, specifying an existing domain (drive letter or file system name). If the message resulted from improper use of the MODE=INCREMENTAL option, try the command again, omitting that option.

---

**ANS4001E** **The file space for domain 'filespace-name' could not be found on the IBM Spectrum Protect server.**

**Explanation:** The specified file space was expected to be found on the server, but it no longer exists. It is possible that a command was issued to delete the file space from the server while the current operation was in progress.

**System action:** IBM Spectrum Protect processing stops.

**User response:** Try the operation again. If the problem recurs, check the error log for any other messages that might indicate a reason for the failure. Try to correct any indicated problems, then try the operation again. If the problem persists, contact IBM technical support for further assistance.

---

**ANS4002E** **Error processing 'filespace-name': volume label does not exist**

**Explanation:** The selected drive does not have a label.

**System action:** IBM Spectrum Protect is unable to do the requested operation without a drive or label entered.

**User response:** If the drive is a floppy drive, place a disk with a volume label in it and retry the operation. If the disk is a hard drive, ensure the drive has a volume label, and retry the operation.

---

**ANS4003E Error processing '*filepath-name*': duplicate volume label encountered**

**Explanation:** The selected drive has a duplicate volume label. Because IBM Spectrum Protect uses the volume label to keep track of backup/archive information, it cannot back up or archive files from a drive with a duplicate volume label.

**System action:** IBM Spectrum Protect cannot select the drive.

**User response:** If the volume needs to be available to the system, exit IBM Spectrum Protect, and assign a volume label to the drive. Restart IBM Spectrum Protect and retry the operation.

---

**ANS4004E Error processing '*filepath namepath-namefile-name*': destination file or directory is write locked**

**Explanation:** The file or directory being restored or retrieved from the server cannot be written to because the destination is write locked. Another operation might have the file open and will not allow it to be updated.

**System action:** File skipped.

**User response:** Either determine which operation has the file write locked, or restore the file to another name or location.

---

**ANS4005E Error processing '*filepath namepath-namefile-name*': file not found**

**Explanation:** The file being processed for backup, archive or migrate no longer exists on the client. Another process deletes the file before it can be backed up, archived or migrated by IBM Spectrum Protect.

**System action:** File skipped.

**User response:** None.

---

**ANS4006E Error processing '*filepath namepath-namefile-name*': directory path not found**

**Explanation:** The operating system returned a "path not found" status when IBM Spectrum Protect attempted to access the directory. You either have specified a directory that does not exist, as shown in the message (*path-name*), or the directory being processed no longer exists on the client because another process deleted it before it could be backed up or archived by IBM Spectrum Protect.

**System action:** The directory is skipped, processing continues

**User response:** Recheck all spelling and punctuation, particularly the placement of directory delimiters (for example, "\"). Correct the syntax if it is incorrect, then

retry the operation. Ensure that the path is specified correctly and that the directory actually exists. Retry the command with the corrected path and directory name. If you cannot correct the directory name, use the Exclude option to exclude the directory from the operation.

---

**ANS4007E Error processing '*filepath namepath-namefile-name*': access to the object is denied**

**Explanation:** Access to the specified file or directory is denied. You tried to read from or write to a file and you do not have access permission for either the file or the directory.

**System action:** Processing stopped.

**User response:** Ensure that you specified the correct file or directory name, correct the permissions, or specify a new location.

---

**ANS4008E Error processing '*filepath namepath-namefile-name*': file is temporarily unavailable**

**Explanation:** File is temporarily unavailable.

**System action:** File skipped.

**User response:** Check and see if file is locked by other process. If not, retry the command.

---

**ANS4009E Error processing '*filepath namepath-namefile-name*': disk full condition**

**Explanation:** No more files can be restored or retrieved because the destination disk is full.

**System action:** The client prompts you for action:

- Retry this object
- Skip this object
- Abort the action

**User response:** Select the appropriate action for this object. Create some free space on the destination disk before you retry the operation. Another option is to restore or retrieve the file to another disk.

---

**ANS4010E Error processing '*filepath namepath-namefile-name*': stale NFS handle**

**Explanation:** An NFS file system becomes stale.

**System action:** File system skipped.

**User response:** Verify that the NFS file system is mounted. If the problem persists, unmount and remount the file system, then try the operation again.

---

**ANS4011E** Error processing '*filesystem  
namepath-namefile-name*': no file handles  
available

**Explanation:** All file handles for your system are currently in use. No more are available.

**System action:** Processing stopped.

**User response:** Either free some file handles by ending other processes, or modify your system setup to allow for more files to be open at the same time.

---

**ANS4012E** '*filesystem namepath-namefile-name*' already  
exists. It will be skipped.

**Explanation:** The client tried to restore or retrieve the specified file, but the file already existed in the target restore location and the user chose not to replace the existing file.

**System action:** The file is skipped, a message is logged in dsmerror.log, and restore or retrieve processing continues with the next object.

**User response:** The file was skipped because either REPLACE NO was in effect, causing all existing files and directories to be skipped, or REPLACE PROMPT was in effect, and when prompted, the user chose to skip this file or all existing directories and files. No additional action is necessary if the decision to skip the file was deliberate. Otherwise the operation can be retried using either REPLACE ALL REPLACE PROMPT.

---

**ANS4013E** Error processing '*filesystem  
namepath-namefile-name*': invalid file  
handle

**Explanation:** An internal system error occurred. A file operation failed because an invalid file handle was passed.

**System action:** Processing stopped.

**User response:** Report the problem to your system administrator, and then retry the operation.

---

**ANS4014E** Error processing '*filesystem  
namepath-namefile-name*': unknown system  
error (*error-code*) encountered. Program  
ending.

**Explanation:** An unrecognized and unexpected *error-code* occurred within the client program. This is a programming failure and the client program ends.

**System action:** processing stops.

**User response:** Try the operation again. If the problem continues, report the error to your IBM Spectrum Protect administrator.

---

**ANS4015E** Error processing '*filesystem  
namepath-namefile-name*': unexpected IBM  
Spectrum Protect error (*error-code*)  
encountered

**Explanation:** An unexpected error occurred. This might be a low-level system or communication error that IBM Spectrum Protect cannot handle or recover from.

**System action:** processing stops.

**User response:** Try the operation again. If the problem continues, look for other indications of system problems to determine where the problem exists. Most systems have error or event logs which may contain additional information. See your system administrator or IBM Spectrum Protect administrator for further help.

---

**ANS4016E** Error processing '*filesystem  
namepath-namefile-name*': file is being  
executed; write permission denied

**Explanation:** The current file cannot be opened to write to because it is currently being run by another operation.

**System action:** File skipped.

**User response:** Stop the operation that is running the file and retry the operation, or restore or retrieve the file to a different name or directory.

---

**ANS4017E** Error processing '*filesystem  
namepath-namefile-name*': too many  
symbolic links were detected while  
resolving name

**Explanation:** While trying to resolve the file name, too many symbolic links were found.

**System action:** File skipped.

**User response:** Ensure that you do not have a looping symbolic link for the file.

---

**ANS4018E** Error processing '*filesystem  
namepath-namefile-name*': file name too  
long

**Explanation:** The file name specified is too long to be handled by IBM Spectrum Protect.

**System action:** File is skipped.

**User response:** See the appropriate *Using the Backup-Archive Client* book for the particular operating system, for the file names that are handled by IBM Spectrum Protect.

---

---

**ANS4019E** Error processing '*filesystem  
namepath-namefile-name*': file system is  
locked by system

**Explanation:** File system cannot be accessed because it is locked by the system.

**System action:** IBM Spectrum Protect cannot complete the operation.

**User response:** See your system administrator.

---

**ANS4020E** The data format for object '*filesystem  
namepath-namefile-name*' is unknown. The  
unknown format usually occurs when  
the file was backed up or archived by a  
later version of IBM Spectrum Protect.

**Explanation:** When a file is backed up or archived, IBM Spectrum Protect includes some additional information about the file. This message is issued if IBM Spectrum Protect cannot recognize the information during a restore or retrieve operation. The most likely cause is that the file was backed up or archived with a newer version of IBM Spectrum Protect. If the file was backed up from a case-preserving but not case-sensitive file system, the file name might be displayed with incorrect casing. The incorrect casing does not otherwise affect processing since the file is skipped.

**System action:** The file is not restored or retrieved. Processing continues with the next file.

**User response:** Try the restore or retrieve operation again with a current version of the IBM Spectrum Protect client software. If the problem persists, contact IBM technical support for further assistance.

---

**ANS4021E** Error processing '*filesystem  
namepath-namefile-name*': file system not  
ready

**Explanation:** The file system/drive was not ready for access.

**System action:** Processing stopped.

**User response:** Ensure that the drive is available to IBM Spectrum Protect, and then retry the operation.

---

**ANS4022E** Error processing '*filesystem  
namepath-namefile-name*': file system is  
invalid.

**Explanation:** The drive was not available for access.

**System action:** processing stops.

**User response:** Ensure that the drive is operational, and then try the operation again. If this is unsuccessful, check the error log.

---



---

**ANS4023E** Error processing '*filesystem  
namepath-namefile-name*': file input/output  
error

**Explanation:** An error was found while reading from or writing to the file.

**System action:** File skipped.

**User response:** Check your system to ensure that it is operating properly. For OS/2, run CHKDSK /F for the failing drive which can be found in dsmerror.log.

---

**ANS4024E** Error processing '*filesystem  
namepath-namefile-name*': file write error

**Explanation:** An error was found while writing to the file.

**System action:** File skipped.

**User response:** Check your system to ensure that it is operating properly.

---

**ANS4025E** Error processing '*filesystem  
namepath-namefile-name*': file exceeds user  
or system file limit

**Explanation:** A file being backed up/restored or archived/retrieved exceeds system set limits for this user. Shown below are the filesize limits corresponding to various platforms.

**AIX** 68,589,453,312 (64GB)

**HP-UX** 1,099,511,627,775 (1TB-1)

**Linux** 2,147,483,647 (2GB)

**Mac pre-OS9**  
2,147,482,624 (2GB-1K)

**Mac OS9**  
18,446,744,073,709,551,616 (16EB)

**NetWare**  
4,294,963,200 (4GB -4KB)

**NUMA-Q DYNIX/ptx**  
4.5 1,095,216,660,480 (1TB-4GB)

**OS/390** 4,294,967,295 (4GB)

**SGI** 18,446,744,073,709,551,615 (16EB-1)

**Solaris 2.6 or higher**  
1,099,511,627,775 (1TB-1)

**Tru64 UNIX**  
1,099,511,627,776 (1TB)

**UnixWare**  
2,147,483,647 (2GB)

**Windows ME (FAT32)**  
4,294,967,295 (4GB)

**Windows NT/2000 (NTFS)**  
17,592,185,978,880 (16TB-64K)

**System action:** File skipped.

**User response:** Ensure that the system limits are set properly.

**ANS4026W Error processing 'filespace  
namepath-namefile-name': size of 'file-size'  
exceeded the maximum file size limit on  
your system**

**Explanation:** You tried to restore or retrieve a file that has exceeded the maximum file size limitation on your system.

**System action:** IBM Spectrum Protect cannot restore or retrieve the file.

**User response:** Restore or retrieve this file on a system that supports the file size. See your system administrator.

**ANS4027S Error processing 'filespace  
namepath-namefile-name': internal program  
message 'value' encountered**

**Explanation:** An unexpected catastrophic program failure occurred, indicated by *value*.

**System action:** Processing stopped.

**User response:** Retry the operation. If the problem continues, see your system administrator or service representative.

**ANS4028E Error processing 'filespace  
namepath-namefile-name': cannot create  
file/directory entry**

**Explanation:** The directory path for files being restored or retrieved cannot be created.

**System action:** File skipped.

**User response:** Ensure that you have the proper authorization to create the directory for file being restored or retrieved.

**ANS4029E Error processing 'filespace  
namepath-namefile-name': unable to build  
a directory path; a file exists with the  
same name as a directory**

**Explanation:** IBM Spectrum Protect tried to create a directory path, but is unable to because a file exists that has the same name as a directory.

**System action:** Processing stopped.

**User response:** Remove the file that has the same name as the directory. Refer to the last restore/retrieve operation and check all directories along the path.

**ANS4030E Error processing 'filespace  
namepath-namefile-name': disk space limit  
for this process reached**

**Explanation:** The disk space allocated for the client owner is full.

**System action:** Processing stopped.

**User response:** Free up disk space and retry the restore or retrieve operation.

**ANS4031E Error processing  
'file\_space\_namepath\_namefile\_name'. Name  
exceeds an internal IBM Spectrum  
Protect limit.**

**Explanation:** During a file operation, IBM Spectrum Protect encountered a filename where at least one component of the file name (*file\_space\_name*, *path\_name* or *directory\_name* or *file\_name*) exceeded an internal IBM Spectrum Protect maximum. The internal IBM Spectrum Protect limits should not be confused with the operating system limits for *file\_space\_name*, *path\_name* or *directory\_name*, *file\_name*.

Shown below are the IBM Spectrum Protect internal file name limits for various platforms.

AIX HP-UX Solaris	
File_space_name	1024
Path_name or directory_name	1023
File_name	256

Linux	
File_space_name	1024
Path_name or directory_name	768
File_name	256

Windows XP/2000/2003	
File_space_name	1024
Path_name or directory_name	248
File_name	248

**System action:** The file is skipped.

**User response:** Reduce the size of the filename so that it is smaller than the IBM Spectrum Protect internal limits.

**ANS4032E Error processing 'filespace  
namepath-namefile-name': file is not  
compressed.**

**Explanation:** A file that was flagged as compressed was not compressed, and the system failed.

**System action:** Processing stopped.

**User response:** See your system administrator to report this problem. This error is a system failure.



---

**ANS4033E** Error processing '*filespace namepath-namefile-name*': file compressed on a different client machine that has more memory

**Explanation:** You are trying to restore a file that was backed up and compressed on another client workstation that had more memory than your client workstation. You cannot restore this file. When the file is restored, it is expanded and your workstation does not have enough memory.

**System action:** IBM Spectrum Protect canceled the operation.

**User response:** Obtain a machine with more memory and retry the operation.

---

**ANS4034E** Error processing '*filespace namepath-namefile-name*': unknown system error

**Explanation:** An unknown error occurred. This might be a low-level system or communication error that IBM Spectrum Protect cannot handle or recover from.

**System action:** Processing stopped.

**User response:** Retry the operation. If the problem continues, determine where the problem exists. See your system administrator for further help.

---

**ANS4035W** File '*filespace namepath-namefile-name*' currently unavailable on server.

**Explanation:** You tried to restore or retrieve a file that is currently not available from the IBM Spectrum Protect server.

**System action:** IBM Spectrum Protect Cannot restore or retrieve the file.

**User response:** Try to restore or retrieve after the file was made available on the server. See your system administrator.

---

**ANS4036E** An error occurred saving the registry key.

**Explanation:** The active registry key cannot be copied to the ADSM.SYS staging directory.

**System action:** Registry backup operation terminates.

**User response:** Check the space available on the Windows boot partition to ensure there enough space to contain a copy of the Windows registry. This might require several megabytes of free space. Also check the Windows permissions on the ADSM.SYS staging directory and ensure that the Windows user under which you are running IBM Spectrum Protect has full access to that directory and its contents.

---

**ANS4037E** Object '*file-namefile-namefile-name*' changed during processing. Object skipped.

**Explanation:** The specified *file-name* was skipped during backup, archive, or migrate because it was changing during the attempt to process it.

**System action:** IBM Spectrum Protect skipped the object.

**User response:** If you want the file backed up, archived, or migrated, retry the operation. If it fails, determine why the object is being changed. For more information on backing up, archiving, or migrating changing objects, see your system administrator.

---

**ANS4038E** An error occurred processing file system '*filespace name*'.

**Explanation:** File system '*filespace name*' is corrupted or contains one or more corrupted directories and cannot be processed.

**System action:** File system is skipped.

**User response:** Check your system to ensure that it is operating properly. For the Windows environment, run CHKDSK utility for the failing drive. More information about corrupted directories can be found in dsmerror.log.

---

**ANS4039E** Error processing '*filespace namepath-namefile-name*': compressed file is corrupted and cannot be expanded.

**Explanation:** The compressed file cannot be expanded correctly due to one of the following reasons:

There is a problem on the tape.

There is a communications problem.

The compressed file was corrupted on the IBM Spectrum Protect Server.

**System action:** File skipped.

**User response:** 1) The compressed file is corrupted because there is a problem on the tape. To know if this is the problem, please issue the following command on the IBM Spectrum Protect Server: audit volume <volume\_name> fix=no If there is any problem reported, you could move the data from that volume to a new one (see command MOVE DATA) and try again the restore. 2) There are communications problems between the IBM Spectrum Protect Server and the IBM Spectrum Protect Client and the results is that the file is corrupted during the transmission. If you use a gigabit ethernet adapter on the Server please upgrade the card driver (AIX platform) or add provided by SUN suggested changes to some system network options which have resolved this problem (SUN platform). 3) Please verify with your network support if during the restore there are no any problems between the IBM

Spectrum Protect Client/Server that is originating the file corruption.

---

**ANS4040E** Error processing '*filesystem namepath-namefile-name*': file system *filesystem name* has exceeded its space management quota.

**Explanation:** IBM Spectrum Protect detects that the file system has exceeded its quota. No more data can be migrated out of this file system.

**System action:** IBM Spectrum Protect will not migrate files from this file system.

**User response:** Recall some files, or ask the system administrator to increase the quota for this file system.

---

**ANS4041E** A Windows Server 2008 or 2008 R2 VMware guest cannot be restored with a non-Windows data mover.

**Explanation:** A Windows data mover must run certain commands to complete the restore of the Active Directory. Non-Windows data movers do not have the necessary tools to complete this operation. Windows VMware guests that are at Windows Server 2012 or higher are not affected by this restriction.

**System action:** Processing stops.

**User response:** Use a Windows data mover to complete this action.

---

**ANS4042E** Object name '*filesystem namepath-namefile-name*' contains one or more unrecognized characters and is not valid.

**Explanation:** The file name, directory name, or volume label syntax is incorrect.

**System action:** The file is skipped.

**User response:** Check the disk for errors.

---

**ANS4044E** Error processing '*filesystem namepath-namefile-name*': Case-sensitive name conflict exists.

**Explanation:** While processing the specified file on the workstation, another file name was encountered with a similar name which only differed in case. The Backup-Archive client does not allow names which differ only in case on this platform and cannot guarantee the integrity of the file, so the file is skipped.

**System action:** This object will be skipped.

**User response:** Rename the file in question to a unique name.

---

**ANS4045E** Error processing '*filesystem namepath-namefile-name*': Case-sensitive name conflict exists. The directory tree will be skipped.

**Explanation:** While processing the specified file on the workstation, another object name was encountered with a similar name which only differed in case. The Backup-Archive client does not allow names which differ only in case on this platform and cannot guarantee the integrity of the file, so the directory and all of the objects contained within it are skipped.

**System action:** This object will be skipped.

**User response:** Rename the file in question to a unique name.

---

**ANS4046E** There is an error processing '*filesystem namepath-namefile-name*': the object is corrupted and unreadable.

**Explanation:** You tried to read from or write to a file or directory that is corrupted. The corrupted file is skipped. If this is a directory, the objects contained in the directory and its subdirectories are skipped.

**System action:** This object will be skipped.

**User response:** Check your system to ensure that the filesystem is not corrupted by using system tools like `chkdsk` (Windows) or `fsck` (UNIX).

---

**ANS4047E** There is a read error on '*file-namefile-namefile-name*'. The file is skipped.

**Explanation:** The specified *file-name* was skipped during backup archive because the file could not be read.

If you are performing a JFS2 snapshot based operation, it is possible that the snapshot was not large enough to contain all the changes made to the filesystem after the snapshot was created. This could cause the snapshot to become invalid thereby preventing IBM Spectrum Protect client from reading the snapshot.

**System action:** IBM Spectrum Protect skipped the file.

**User response:** Check your system to ensure that it is operating properly.

If you are performing a JFS2 snapshot based operation, please use the default `snapshotcachesize` of 100% and ensure that the volume group has sufficient disk space to allocate snapshots at least as large as the file system and retry the operation.

---

**ANS4048W** LAN-Free connection failed.

**Explanation:** `ENABLELANFREE` option is set to YES for this session, but an attempt to establish LAN-Free connection failed.

**System action:** The IBM Spectrum Protect client will failover to non LAN-Free support.

**User response:** Review the IBM Spectrum Protect error.log for LAN-Free failures. Check your LAN-Free setup and verify that all components are working properly.

---

#### ANS4049I Established LAN-Free connection.

**Explanation:** ENABLELANFREE option is set to YES for this session and the IBM Spectrum Protect client successfully established LAN-Free connection with server, after the LAN-Free connection was broken.

**System action:** The IBM Spectrum Protect client will communicate with the server via LAN-Free.

**User response:** Review the IBM Spectrum Protect error.log for LAN-Free errors. Check your LAN-Free setup and verify that all components are working properly.

---

#### ANS4050W Scheduled action '*schedule-action*' did not execute for schedule '*schedule-name*' as the IBM Spectrum Protect administrator has been disabled from executing the scheduled action on the client.

**Explanation:** One or more of the client options - schedcmddisabled, srvprepostscheddisabled, srvprepostsnapdisabled, restretrscheddisabled, have been set to YES on the client thereby preventing the IBM Spectrum Protect administrator from executing one of the following scheduled actions on the client - preschedule, postschedule, presnapshot, postsnapshot or scheduled operating system commands, restore or retrieve operations.

**System action:** The scheduled operation will not be executed and a message will be logged to IBM Spectrum Protect Server indicating this.

**User response:** None required.

---

#### ANS4051E Error processing '*filesystem namepath-namefile-name*': The decryption option is in effect, but the user ID under which back-up or archive is being run is not authorized to decrypt this encrypted-file-system (EFS) file.

**Explanation:** The file being processed is encrypted by an encrypted file system (EFS). The option is specified to back-up or archive the file in decrypted form. The user ID under which the back-up or archive is being run does not have decryption rights for this file.

**System action:** The file is skipped.

**User response:** There are three possible ways to make decryption work:

- Re-encrypt the file under the encryption key of a group to which both the owner and the back-up/archive user IDs belong
- Add the back-up/archive user ID to the list of users authorized to decrypt this file
- Run the back-up or archive under the owner's user ID, if possible

---

#### ANS4052E Error processing '*filesystem namepath-namefile-name*': Encrypted-file-system (EFS) file cannot be restored, because file system does not support restore from the raw-EFS back-up data, or possibly because the restore function does not have write access to the directory.

**Explanation:** The file being processed is encrypted by an encrypted file system (EFS). The file was backed up in the raw encrypted format. Either the target filesystem does not support the encrypted format, or restore does not have write access to the directory to which the file is to be restored.

**System action:** The restore is terminated.

**User response:**

- The file cannot be restored to this location if the file system is not the AIX Enhanced Journaled File System (JFS2)
- If the file is JFS2 but EFS is not enabled, then EFS must be enabled before the file can be restored
- If the user ID under which restore is being run does not have write permission for the directory, the permissions must be changed or the restore must be run under a different user ID

---

#### ANS4053E Error processing '*filesystem path filename*': The file cannot be restored because the file system or operating system does not support the Encrypting File System (EFS) data.

**Explanation:** The specified object was backed-up as raw Encrypting File System (EFS) data. The client is trying to restore or retrieve the object to a destination that does not support the EFS data. The location might not support the EFS data for one of the following reasons:

- The operating system does not provide the support, or is a release that does not include the support
- EFS support has not been activated on the operating system
- The target file system does not support the EFS data

**System action:** The object is not restored or retrieved. Processing continues with the next object.

**User response:** If this file must be restored, restore it to an AIX operating system environment supporting EFS data.

---

**ANS4054E** Error processing '*filepath-namefile-name*': The encryption key is not loaded.

**Explanation:** The file being processed is encrypted by an encrypted file system (EFS). The option is specified to backup or archive the file in decrypted form. The encryption key, required to decrypt the file, is not loaded in the kernel keyring.

**System action:** The file is skipped.

**User response:** There are three situations in which this problem can occur:

- You just performed initial activation of EFS on the AIX system, and have not logged out. AIX does load the keys for the session running at the time of initial activation. Solution: Logout and login again.
- The login password has been changed recently, and you normally run with the EFS password the same as the login password. AIX does not automatically change the EFS password when you change the login password. Solution: Issue 'efskeymgr -n' to set the EFS password to be the same as the login password.
- You need to run the decrypting backup when the EFS password is different from the login password. Solution: Issue 'efskeymgr -o ksh' to launch a new shell with the keys loaded. AIX will prompt you for the EFS password as you launch the shell. Run the backup from the new shell.

---

**ANS4055E** Cannot update file space '*filepath-name*': the file space version on the IBM Spectrum Protect server is not compatible with this client

**Explanation:** The file space on the IBM Spectrum Protect server is not compatible with this client. This is caused by performing a backup or archive operation with a client and then using a down-level client and attempting a backup or archive operation targeting the same file space.

This problem occurs specifically after a Windows or AIX client V6.1 or higher performs a backup or archive operation and then a subsequent backup or archive operation is attempted with a client V5.5 or lower.

**System action:** Processing stops.

**User response:** Use the correct level of the client.

---

**ANS4056E** Object '*object-name*' returned by the IBM Spectrum Protect server has a high-level name that exceeds the maximum length of 6000 characters. The file or directory cannot be processed.

**Explanation:** The IBM Spectrum Protect server returned information about a backup or archive version with a high level name that exceeds 6000 characters. The high-level name is the directory path that contains the object (file or directory).

This message is displayed when all of the following conditions are true:

- The object was backed up or archived by a version 6.1 or lower IBM Spectrum Protect client.
- The object was backed up or archived to a version 5.5 or lower IBM Spectrum Protect server.
- IBM Spectrum Protect client version 6.2 or higher is attempting to perform an operation that causes the IBM Spectrum Protect server to return information about this object to the client. Note: During incremental backup, the server returns information to the client about active backup versions which is used to determine which files have changed.

Beginning with IBM Spectrum Protect server version 6.1, the maximum high level name length was reduced from 8192 characters to 6000 characters. Objects with high level names that exceed 6000 characters are not supported for backup or archive. Beginning with IBM Spectrum Protect backup-archive client version 6.2, the maximum high level name length was similarly reduced.

**System action:** The file or directory specified in the message is skipped. Processing will continue with the next object.

**User response:** Contact your IBM Spectrum Protect server administrator for further assistance.

---

**ANS4057W** Unable to process object '*/s*' with nested file system mounted on it during snapshot based backup.

**Explanation:** Snapshot based backup of objects with mounted file systems on them are not supported.

**System action:** The backup operation continues without specified object.

**User response:** To prevent this behaviour unmount file system from specified object and retry the operation.

---

**ANS4058I** A write failure occurred while attempting to save node replication failover values to the options file.

**Explanation:** A write failure is often a result of insufficient access permissions to the options file, but could also be caused by the lack of available disk space. The replication server connection information can not be saved and failover will not be possible.

**System action:** The operation failed.

**User response:** Check the local disk for possible causes of the write error, and check to see that sufficient access to the options file is configured.

---

---

**ANS4059I** The option `USEREPLICATIONFailover` is set to `NO`. The node will not fail over to the secondary server

**Explanation:** This option will prevent the node from connecting to the replication server in the event of a failure of the primary server.

**System action:** The client will not connect to the primary server and processing stops.

**User response:** No response is required.

---

**ANS4061I** Connected to secondary server *secondary server*; in fail over mode. Home server is: *home server*;

**Explanation:** The node is configured for replication and has successfully connected to the secondary server. This message is to notify the server administrator that a node has connected to the secondary server in fail over mode.

**System action:** Processing continues.

**User response:** None.

---

**ANS4063W** IBM Spectrum Protect application protection cannot copy the application metafile '*App-Metadata-File-Name*' from the following VM: '*VM-Name*'. Individual database restore from this backup is not supported. Check health of application writers and databases

**Explanation:** The application metafile was not found on the guest machine.

**System action:** The operation completes. However, the application metafile was not copied.

**User response:** Make sure that the application VSS writers are running on this guest machine, and the application database is in the state to allow the backup. For Exchange check that databases are mounted. For SQL check databases are online. Then try the operation again.

---

**ANS4064I** Restoring vCloud Director vApp '*vapp name*' from Organization VDC '*org vdc name*' from organization '*org name*'. Target vApp name is '*restored vapp name*'. Restore VAPP command started. Total number of vApps to process: *vapps num to restore*

**Explanation:** The restore vApp operation completed.

**System action:** This message is for informational purposes only.

**User response:** No action is required.

---

**ANS4065E** Proxy rejected: data mover node '*dm node*' has not been granted proxy authority for target node '*target\_node*', associated with Organization vDC '*OVDC name*' of Organization '*Org Name*'.

**Explanation:** The operation requires that a proxy access for the data center node is granted to the data mover node.

**System action:** Operation is canceled for the specified vApp.

**User response:** Run configuration wizard or configuration editor to configure proper nodes relationship.

---

**ANS4066I** Snapshot operation attempt *x* of *y* for the guest virtual machine '*VM*' failed using "*sType*" snapshot. Reattempting snapshot with "*sType2*" snapshot.

**Explanation:** The snapshot operation has failed. A snapshot retry operation has been scheduled.

**System action:** Retrying snapshot.

**User response:** Check the error log for any other messages that might indicate a reason for the failure. Correct any problems and try the operation again.

---

**ANS4067E** Snapshot operation attempt *x* of *y* for the guest virtual machine '*VM*' failed using "*sType*" snapshot. Backup failed.

**Explanation:** All snapshot retry attempts of the guest virtual machine failed.

**System action:** Processing stops.

**User response:** Check the error log for any messages that indicate a reason for the failure. Correct any problems and try the operation again. If the problem persists, search the IBM Spectrum Protect Support web site (<http://www.ibm.com/software/sysmgmt/products/support/IBMTivoliStorageManager.html>) for known solutions.

---

**ANS4068I** Restored virtual machine '*VM*' was backed up using a "VMware Tools with file system quiescing and application quiescing disabled" snapshot. This is equivalent to a "crash-consistent" backup.

**Explanation:** The restored virtual machine was backed up using a "VMware Tools with file system quiescing and application quiescing disabled" snapshot. Application Protection feature is not available.

**System action:** Restore of the VM continues.

---

**User response:** None

---

**ANS4069E** The Windows domain credentials cannot be found. Use the Data Protection for VMware vSphere GUI configuration editor to set the Windows domain credentials.

**Explanation:** The required Windows domain administrator credentials were not set.

**System action:** Processing stops.

**User response:** Set the Windows domain administrator credentials in the Data Protection for VMware vSphere GUI configuration editor.

---

**ANS4070E** Windows domain credentials are incorrect. Verify the credentials and use `dsmc SET PASSWORD -type=DOMAIN 'domain\userid' 'password'` to update the username and password.

**Explanation:** The supplied credentials are incorrect. The system failed to authenticate to the Windows domain using these credentials.

**System action:** Processing stops

**User response:** Use `dsmc SET PASSWORD -type=DOMAIN 'domain\userid' 'password'` to update the username and password. And then retry the operation.

---

**ANS4071E** 'VM-Name' cannot be restored because it was backed up with a newer version of the client.

**Explanation:** The client version that attempted to restore the virtual machine is earlier than the client version that backed up the virtual machine. The virtual machine cannot be restored with an earlier client version.

**System action:** The virtual machine is not restored. Processing continues with the next virtual machine.

**User response:** Upgrade the client to a version that is compatible with the client version that backed up the virtual machine.

---

**ANS4072E** Error processing '*filepath namepath-namefile-name*': unable to create symbolic link; a file or directory exists with the same name as the symbolic link

**Explanation:** IBM Spectrum Protect tried to create a symbolic link, but is unable to because a file or directory exists that has the same name as the symbolic link.

**System action:** Processing stops.

**User response:** Remove the file or the directory that has the same name as the symbolic link. Refer to the last restore/retrieve operation.

---

**ANS4073W** Snapshot operation attempt *x* of *y* for the guest virtual machine 'VM' failed using "*sType*" snapshot. Reattempting snapshot with "*sType2*" snapshot.

**Explanation:** The snapshot operation has failed. A snapshot retry operation with different snapshot type has been scheduled.

**System action:** Retrying snapshot with different snapshot type.

**User response:** Check the error log for any other messages that might indicate a reason for the failure. Correct any problems and try the operation again.

---

**ANS4077E** File '*filepath namepath-namefile-name*' is encrypted by Microsoft EFS and contains at least one sparse data stream. The operating system does not support restore for this file so it is not backed up or restored.

**Explanation:** An error in the Microsoft Windows API prevents successful restore of files that meet the following conditions:

- The file is encrypted by Microsoft Encrypting File System (EFS) at the time it was backed up
- The file includes at least one data stream (alternate "named" stream or unnamed stream) that is sparse
- The operating system is any edition of Microsoft XP, Microsoft Windows Server 2003, or Microsoft Windows Server 2003 R2

Because the file cannot be restored, IBM Spectrum Protect does not back it up. The problem is documented by Microsoft at <http://support.microsoft.com/kb/2525290>.

**System action:** The file is not backed up or restored. Processing continues with the next object or ends if there are no further objects.

**User response:** If this message is issued during a backup operation, you can do the following:

- Disable EFS encryption for the file so that it can be backed up.
- If a backup copy of the file is not necessary, you can exclude it from backup.

---

**ANS4078E** Content file content.spsig is missing, is damaged or failed the signature check.

**Explanation:** The file content.spsig is missing. Or the file is damaged or the signature of the file does not match. See client log file for more information.

**System action:** Processing stops.

**User response:** Make sure that the data in the Operations Center, such as the client package or Update Manager package, is correct or download the correct version in the Operations Center.

---

**ANS4079E One or more files failed the signature check.**

**Explanation:** The signature of one or more files does not match the contents of content.spsig. See the client log file for more information.

**System action:** Processing stops.

**User response:** Make sure that the data in the Operations Center, such as the client package or Update Manager package, is correct or download the correct version in the Operations Center.

---

**ANS4081E Error processing 'filespace-name': file space type is not supported.**

**Explanation:** The specified file space type is not currently supported by IBM Spectrum Protect on this platform.

**System action:** The unsupported file system is skipped. Processing continues with the next file system.

**User response:** Refer to the documentation for information on what file space types are supported.

---

**ANS4083I New node password has been generated.**

**Explanation:** The client logged in using administrative id rather than node name. New random node password has been generated and recorded.

**System action:** Processing continues.

**User response:** None.

---

**ANS4084E Error processing 'filespace-namepath-namefile-name': cannot get file status.**

**Explanation:** While processing the file, the lstat() call set EOVERFLOW error code.

**System action:** This file will be skipped.

**User response:** The file is skipped. Processing continues with the next file.

---

**ANS4085I Assigned 'number' objects from previous systemstate backup to the new systemstate backup.**

**Explanation:** Objects in the previous System State backup have not changed and were assigned to the new System State backup.

**System action:** Processing continues.

**User response:** None.

---

**ANS4086W Failed to assign unchanged objects from previous systemstate backup to the new systemstate backup. Objects will be backed up.**

**Explanation:** Objects in the previous System State backup have not changed and should be assigned to the new systemstate backup. Due to error assign operation failed and objects will be backed up.

**System action:** Processing continues.

**User response:** Retry the operation. If the problem persists, contact IBM Spectrum Protect technical support.

---

**ANS4087E An attempt to load data for the wizard failed.  
For more information, please see the log file.**

**Explanation:** An attempt to load data for the wizard failed as the remote agent is probably unavailable.

**System action:** Processing stopped.

**User response:** Check the log for reason for the failure.

---

**ANS4089W File server *file-server-name* has been upgraded to Data ONTAP version '*version.modification.submodification*'.  
Perform a full incremental backup by specifying option  
createnewbase=migrate as soon as possible.**

**Explanation:** The file server has been upgraded to a version that supports unicode file names for incremental backup using snapshot difference. Perform a full incremental in order to backup any files with unicode names that may have been skipped by the previous version of the IBM Spectrum Protect client.

**System action:** Processing continues.

**User response:** Perform a full incremental by specifying the command line option createnewbase=migrate with the snapdiff option as soon as possible.

---

**ANS4090I File server *file-server-name* has been upgraded to Data ONTAP version '*version.modification.submodification*'.  
Perform a full incremental backup by specifying option  
createnewbase=migrate as soon as possible.**

**Explanation:** The file server has been upgraded to a version that supports unicode file names for

incremental backup using snapshot difference. Perform a full incremental in order to backup any files with unicode names that may have been skipped by the previous version of the IBM Spectrum Protect client.

**System action:** Processing continues.

**User response:** Perform a full incremental backup by specifying the command line option `createnewbase=migrate` with the `snapdiff` option as soon as possible.

---

**ANS4092E Data mover platform is not supported for instant access/restore operations.**

**Explanation:** The instant access/restore operation failed.

**System action:** The instant access/restore operation failed. The reason for the failure is unsupported platform.

**User response:** The instant access/restore operation should be performed from a supported data mover platform.

---

**ANS4099E The system volume cannot be identified. Therefore the system state cannot be backed up.**

**Explanation:** The system volume contains the hardware-specific system state files that are needed to start Windows, such as `Ntldr`, `Boot.ini`, `Ntdetect.com` or `Bootmgr`. If the system volume cannot be identified, then these files cannot be backed up. Therefore it is not possible to back up the system state.

**System action:** Systemstate backup stops.

**User response:** Try the operation again. If the problem persists, obtain a service trace that captures the problem and contact IBM technical support for additional assistance. Your IBM Spectrum Protect administrator can help you configure the trace.

---

**ANS4137E Error processing 'filepath-namepath-namefile-name': exceeded maximum number of links allowed**

**Explanation:** Link cannot be restored or retrieved because the destination file system has exceeded maximum number of links allowed.

**System action:** The client prompts you for action:

- Skip this object
- Abort the action

**User response:** Select the appropriate action for this object. Restore or retrieve the link to another file system.

---

**ANS4148E Full VM backup of Virtual Machine 'vmname' failed with RC rc**

**Explanation:** The Full VM backup of virtual machine failed.

**System action:** The full backup of the virtual machine finished with failures. The next virtual machine in the `vm`list will be processed. The reason for the failure is written to the local client error log.

**User response:** Check the local client error log for reason for the failure.

---

**ANS4150E Incremental backup of Virtual Machine 'vmname' failed with RC rc**

**Explanation:** The incremental backup of virtual machine volumes failed.

**System action:** The backup of the virtual machine finished with failures. The next virtual machine in the `vm`list will be processed. The reason for the failure is written to the local client error log.

**User response:** Check the local client error log for reason for the failure.

---

**ANS4151E Failure mounting Virtual Machine 'vmname'. RC=rc**

**Explanation:** The VMware failed to mount virtual machine disk.

**System action:** The backup of the virtual machine can not continue. The next virtual machine in the `vm`list will be processed. Refer to `dsmerror.log` for detailed error message for the reason for the failure.

**User response:** Refer to `dsmerror.log` for detailed error message.

---

**ANS4152E Failure initializing VMware virtual machine environment. RC=rc. Refer to IBM Spectrum Protect error log for detailed error messages.**

**Explanation:** Failure initializing VMware virtual machine environment. Refer to IBM Spectrum Protect error log for detailed error messages.

**System action:** The backup can not continue.

**User response:** Refer to IBM Spectrum Protect error log for detailed messages.

---

**ANS4153E Hostname could not be found for Virtual Machine 'vmname'**

**Explanation:** The backup of virtual machine failed.

**System action:** The backup of the virtual machine finished with failures. The next virtual machine in the `vm`list will be processed. The reason for the failure is written to the local client error log.



**User response:** Check the local client error log for reason for the failure.

---

**ANS4154E** Possible cause Virtual Machine is not running and does not have a static IP address.

**Explanation:** The backup of virtual machine failed.

**System action:** The backup of the virtual machine finished with failures. The next virtual machine in the vmlist will be processed. The reason for the failure is written to the local client error log.

**User response:** Check the local client error log for reason for the failure.

---

**ANS4155E** Virtual Machine '*vmname*' could not be found on VMware server.

**Explanation:** The backup of virtual machine failed.

**System action:** The backup of the virtual machine finished with failures. The next virtual machine in the vmlist will be processed. The reason for the failure is written to the local client error log.

**User response:** Check the local client error log for reason for the failure.

---

**ANS4156E** File level VM backup of virtual machine '*vmname*' not supported.  
File level VM backup not support on non Windows platform guest OS.  
Platform type: '*platform*'.

**Explanation:** The backup of virtual machine failed.

**System action:** The backup of the virtual machine finished with failures. The next virtual machine in the vmlist will be processed. The reason for the failure is written to the local client error log.

**User response:** Back up the virtual machine using the VMBACKUPType=FULLvm option.

---

**ANS4159E** Backup of Virtual Machine '*vmname*' failed. rc=*rc*.

**Explanation:** The backup of virtual machine failed.

**System action:** The backup of the virtual machine finished with failures. The next virtual machine in the vmlist will be processed. The reason for the failure is written to the local client error log.

**User response:** Check the local client error log for reason for the failure.

---

**ANS4160E** Proxy Rejected: Proxy authority has not been granted to Agent Node: '*agent\_node*' for Target Node: '*target\_node*'.

**Explanation:** The backup of virtual machine failed.

**System action:** The backup of the virtual machine finished with failures. The next virtual machine in the vmlist will be processed. The reason for the failure is the node has not been granted proxy authority to access the node named by the backup proxy node. The IBM Spectrum Protect administrator must first grant proxy authority.

**User response:** The IBM Spectrum Protect server administrator must grant proxy authority for this node. See the administrator command "Grant Proxynode".

---

**ANS4161E** Duplicate virtual machine name '*vmname*' was detected in the same backup operation. Backup of virtual machine '*vmfullname*' can not continue without a unique object name.

**Explanation:** The backup of virtual machine failed.

**System action:** The backup of the virtual machine finished with failures. The next virtual machine in the vmlist will be processed. The reason for the failure is written to the local client error log.

**User response:** Choose a unique name for the virtual machine.

---

**ANS4162E** The virtual machine '*virtual-machine-name*' has not been previously backed up.

**Explanation:** The specified virtual machine has not been previously backed up, so can not be specified for restore.

**System action:** The specified virtual machine is skipped, and the next virtual machine in the restore list is processed.

**User response:** Verify the virtual machine name to be restored, and re-try the operation.

---

**ANS4164W** Compression is currently enabled, but the virtual machine backup for '*virtual-machine-name*' is not compressed because client-side deduplication is not being used.

**Explanation:** Compression can only be used with virtual machine CTL and Data files when the files are stored in a storage pool that is enabled for client-side deduplication. This message is issued when the client is configured for compression and virtual machine CTL or Data files are directed to a storage pool that is not enabled for client-side deduplication.

**System action:** Backup continues, and data is not compressed.

**User response:** If you intend to compress virtual machine CTL and Data files, then update your IBM Spectrum Protect configuration so that both types of files are directed to storage pools that are enabled for client-side deduplication. If you intend to compress virtual machine Data files but not CTL files, then update your IBM Spectrum Protect configuration so that the Data files are directed to a storage pool that is enabled for client-side deduplication. Set the VMSKIPCTLCOMPRESSION to YES in your client options file. If you do not intend to use compression, then set COMPRESSION NO in your client options file.

---

**ANS4165E**    **Creating a Virtual Machine, but the hostname '*virtual-machine-name*' was not found.**

**Explanation:** The Virtual Machine being creating must have a valid hostname to be created.

**System action:** Check the virtual machine hostname specified for correctness.

**User response:** Correct the virtual machine hostname specified and retry the restore.

---

**ANS4166E**    **Creating a Virtual Machine, but the datacenter '*virtual-machine-name*' was not found. The name may be incorrect or may be located in a VMware folder and require the folder name such as vmfolder/dcname.**

**Explanation:** The Virtual Machine being created must have a valid datacenter to be created.

**System action:** Processing stops.

**User response:** Check the virtual machine datacenter specified for correctness. If the datacenter is contained in a folder then the full datacenter name, complete with the folder path, must be specified, such as vmfolder/dcname.

---

**ANS4167E**    **Creating a Virtual Machine, but the datastore '*virtual-machine-name*' was not found.**

**Explanation:** The Virtual Machine being creating must have a valid datastore to be created.

**System action:** Check the virtual machine datastore specified for correctness.

**User response:** Correct the virtual machine datastore specified and retry the restore.

---

**ANS4168E**    **VMware has reported an error via their SOAP interface. On the Detailed Status Report panel, view the last error message reported. Also check the error log for more information about the problem that occurred.**

**Explanation:** The command to VMware failed to complete. The error returned is displayed on the Restore or Backup summary panel under the Last Error Message section.

**System action:** An error occurred, and the operation failed.

**User response:** Check the reported error and correct the problem. Usually the reason for the error is a user-supplied value which is not valid for the operation.

---

**ANS4169E**    **A write failure occurred on the local disk proxy used to temporarily store the virtual machine virtual disk information. The write failure can be caused by the lack of available disk space on the drive used to store this information. The VMBACKDIR option can be used to assign a different disk location for this purpose. Check the drive being used and ensure that there is enough space available for this operation.**

**Explanation:** There was a write error from the local disk used to store the virtual machine virtual disk information. Usually the write error is due to lack of disk space, lack of write permissions, or some similar problem with the local disk. The VMBACKDIR option can be used to assign a different disk location if the local drive does not have enough free space for the operation.

**System action:** A disk write error occurred, and the operation failed.

**User response:** Check the local disk for possible causes of the write error, and use the VMBACKDIR option to assign another disk if needed.

---

**ANS4170E**    **Can not create a Virtual Machine on VMware release '*release-version-target*' which was backed up from VMware release '*release-version-source*'.**

**Explanation:** The Virtual Machine being created was backed up from a version of VMware which is not compatible with the target VMware release version being used for the restore.

**System action:** Processing stops.

**User response:** Restore the Virtual Machine to a VMware system which is compatible with the level from which the Virtual Machine was backed up.

---

**ANS4174E** Full VM backup of VMware Virtual Machine '*vmname*' failed with RC=*rc* mode=*full\_or\_incr*, target node name=*target\_node\_name*, data mover node name=*data\_mover\_node\_name*

**Explanation:** The Full VM backup of virtual machine failed.

**System action:** The full backup of the virtual machine finished with failures. The next virtual machine in the vmlist will be processed. The reason for the failure is written to the local client error log.

**User response:** Check the local client error log for reason for the failure.

---

**ANS4177E** Full restore of VMware virtual machine '*vmname*' failed with RC=*rc*, mode=*restore\_or\_revert*, target node name=*target\_node\_name*, data mover node name=*data\_mover\_node\_name*

**Explanation:** The full restore of the virtual machine failed.

**System action:** The full restore of the virtual machine finished with failures. The next virtual machine in the vmlist will be processed. The reason for the failure is written to the local client error log.

**User response:** Check the local client error log for reason for the failure.

---

**ANS4179I** IBM Spectrum Protect application protection did not truncate the Microsoft SQL Server logs on VM '*VM*'.

**Explanation:** The SQL server logs were not truncated because the following option was specified for this virtual machine: INCLUDE.VMTSMVSS vname OPTIONS=KEEPSQLLOG

**System action:** The operation completes.

**User response:** Remove the OPTIONS=KEEPSQLLOG option to enable truncation of the SQL logs when a backup completes.

---

**ANS4187W** CPU and Memory Resource Allocation configuration settings cannot be restored when the IBM Spectrum Protect data mover node is connected directly to a Virtual Center managed ESX/ESXi host. These settings have been skipped.

**Explanation:** The VMware vStorage APIs do not support the restore of CPU and Memory Resource Allocation configuration settings when connected directly to an ESX/ESXi host that is managed by a Virtual Center.

**System action:** CPU and Memory Resource Allocation

configuration settings are skipped. Processing continues.

**User response:** Virtual machine CPU and Memory Resource Allocation configuration settings will be restored when the IBM Spectrum Protect data mover node connects directly to a vCenter Server. Modify the VMCHOST to connect the IBM Spectrum Protect data mover to a vCenter Server.

---

**ANS4191E** Restore VM operation failed using '*san*' transport mode. In some cases switching from SAN to network-based VM restores can be successful.

**Explanation:** Restore VM operations that fail using SAN transport mode can often be successful over a LAN path. If a restore vm operation fails using the '*SAN*' transport mode, set the client option VMVSTORTTRANSPORT to "*nbd:nbdssl*" and try the restore vm operation again.

**System action:** Restore VM operation failed using '*san*' transport mode. Restore may be successful using '*nbd:nbdssl*' transport modes.

**User response:** Restore VM operation failed using '*san*' transport mode. In some cases network-based VM restores can be successful when using '*nbd*' or '*nbdssl*' transport modes. The VMVSTORTTRANSPORT option can be used to restrict the IBM Spectrum Protect client to use only the specified transport modes.

---

**ANS4193E** vApp '*vApp name*' cannot be processed because data mover '*dm node*' cannot connect to the target node '*target\_node*'.

**Explanation:** The operation requires that a proxy access for the data center node is granted to the data mover node.

**System action:** Operation is canceled for the specified vApp.

**User response:** Look for errors in error log and correct any problems. Run configuration wizard or configuration editor to ensure proper nodes configuration.

---

**ANS4194E** Encryption is currently enabled, but is not supported for incremental forever backups of virtual machines (-MODE=IFFULL or -MODE=IFINCREMENTAL) .

**Explanation:** Client encryption of virtual machine incremental forever backups (-mode=IFFULL or -mode=IFINCREMENTAL) is not supported. In order to avoid the unintentional storage of unencrypted data on the server, the backup operation stops.

**System action:** The virtual machine backup stops.

**User response:** Remove the encryption options for this

operation and run it again. You can use Secure Sockets Layer (SSL) encryption to encrypt the data over the network. If the backup data must be encrypted in IBM Spectrum Protect storage pools, use an alternative backup method such as full and incremental backups (-mode=FULL and -mode=INCREMENTAL), or in-guest backups.

---

**ANS4195E**    **The target node for Organization VDC 'OrgVDC name' in Organization 'Org name' was not found. As a result, vApp 'vApp name' cannot be backed up.**

**Explanation:** Either the IBM Spectrum Protect node for the specified organization VDC was not found on the IBM Spectrum Protect server, or information about the Organization VDC node was not found in the Provider VDC node.

**System action:** Back up of the specified vApp stops. Processing continues to the next vApp.

**User response:** Go to the Configuration page and click 'Run the Configuration Wizard' to verify that all required IBM Spectrum Protect nodes are registered on the IBM Spectrum Protect server. If required, register a new data mover node. Make sure that the organization VDC belongs to the provider VDC that this data mover node protects.

---

**ANS4199W**    **File 'file name' is not backed up as part of the system state because cluster disk 'volume name' is not accessible.**

**Explanation:** The indicated file or directory was returned by VSS as part of the backup file list of the writer. However, the cluster disk where the file is located is not accessible. The reasons for this problem can be that the cluster disk is offline or belongs to another node.

**System action:** The file is not backed up. Processing continues.

**User response:** This problem is documented in Microsoft knowledge base topic 980794 <http://support.microsoft.com/default.aspx?scid=kb;EN-US;980794>. The topic includes a hotfix. With the hotfix, you can specify a registry key that contains a list of one or more files to be excluded from VSS enumeration. IBM Spectrum Protect does not back up files that are not enumerated by VSS. If the volume is brought online to the node performing the system state backup, then it cannot be backed up. You must remove the volume from the registry key and restart the system before you can back up the volume. If you do not want to implement the hotfix for this problem, IBM Spectrum Protect continues to issue this message.

---

**ANS4200E**    **The virtual machine 'vmname' could not be backed up because the data usage of datastore 'datastore' exceeded the datastore threshold of percentused percent.**

**Explanation:** The data usage of the datastore used by the virtual machine exceeds the threshold set by the **VMDATASTORETHRESHOLD** option.

**System action:** The virtual machine is not backed up.

**User response:** Reduce the data usage of the datastore or increase the threshold in the **VMDATASTORETHRESHOLD** option. Then, back up the virtual machine again.

---

**ANS4202E**    **The Deployment Manager failed to install language pack: language pack name. The Microsoft Installer error code was error code.**

**Explanation:** The previous language pack has been uninstalled, and the installation of the new language pack failed.

**System action:** Processing continues.

**User response:** For more information about Windows installer error messages, go to the Microsoft Developer Network (MSDN) technical library at <http://msdn.microsoft.com/en-us/library> and search on "Windows Installer Error Messages".

Check the install log on the client computer.

---

**ANS4204E**    **The Operating System of the client computer: 'os name' is not supported by the target version: 'target version'**

**Explanation:** The operating system level of the client computer is no longer supported by the target level.

**System action:** Processing stops.

**User response:** Check the release documentation for information on supported operating system levels.

---

**ANS4206E**    **The Deployment Manager received an error while extracting from installation image: image name.**

**Explanation:** The installation image might be missing, corrupted, or there might be insufficient disk space on the client computer.

**System action:** Deployment Manager stops.

**User response:** Make sure that there is sufficient disk space on the client computer.

Make sure that all of the Windows self extracting client images on the client computer are valid.

---

**ANS4207E** The Deployment Manager was unable to initiate the final connection between the server and the updated backup-archive client.

**Explanation:** After the automatic client deployment, the dsmc query session command from the updated backup-archive client was not successful.

**System action:** The Deployment Manager process ends.

**User response:** Log on to the client computer and check the backup-archive client error log.

---

**ANS4210E** The Deployment Manager failed to install package: '*client package name*'. The Microsoft Installer error code was '*system architecture*'

**Explanation:** The previous client package has been uninstalled, and the installation of the new client package failed.

**System action:** Processing stops.

**User response:** Check the technote for Microsoft Installer error code description: <http://www-01.ibm.com/support/docview.wss?uid=swg21050782&rs=663>

Check the install log on the client computer.

---

**ANS4212E** The Deployment Manager failed to restart service: *servicename*

**Explanation:** After the automatic client deployment, the IBM Spectrum Protect client services failed to start.

**System action:** Processing stops.

**User response:** Log on to the client machine and check the backup-archive client error log.

---

**ANS4213E** Automatic restart of the client computer was required because *reason*

**Explanation:** The Deployment Manager determined that the deployment requires restarting the client.

Automatic restart is not enabled. The Deployment Manager process cancels the deployment.

The current client is not uninstalled or updated.

**System action:** Deployment Manager cancels the client deployment and stops

**User response:** Reschedule the client deployment.

---

**ANS4215E** The automatic deployment path from the current client code version '*source version*' to the client package version '*target version*' is not supported.

**Explanation:** None

---

**System action:** Processing stops.

**User response:** Refer to the Backup-Archive Client documentation in the information center.

Reschedule the client deployment with an appropriate target level.

---

**ANS4217E** The Deployment Manager received an error while setting up the client API. The standard API function being invoked is *API setup function name*.

**Explanation:** The Deployment Manager process failed when setting up the client API.

**System action:** Processing stops.

**User response:** Check the error log on the client computer.

---

**ANS4218E** The Deployment Manager received an error while initializing the client API. The standard API function being invoked was *API setup function name*.

**Explanation:** The Deployment Manager process failed when initializing the client API.

**System action:** Processing stops.

**User response:** Check the error log on the client computer.

---

**ANS4219E** The Deployment Manager received an error while creating a pipe for the standard output of the child process.

**Explanation:** The Deployment Manager failed to create a pipe for the standard output of the child process.

**System action:** Processing stops.

**User response:** Check the error log on the client computer.

---

**ANS4220E** The Deployment Manager is unable to determine if IBM Spectrum Protect processes are still running.

**Explanation:** The Deployment Manager could not determine whether all IBM Spectrum Protect processes were shut down successfully.

**System action:** Reschedule with automatic restart (autoreboot) enabled.

**User response:** None

---

---

**ANS4221E**    **The architecture of the package: '*package architecture*' does not match the current client: '*system architecture*'**

**Explanation:** The setup script was unable to retrieve the matching package from the server.

**System action:** Processing stops.

**User response:** Ensure that the client packages for all architectures are available on the server.

---

**ANS4222E**    **The Deployment Manager is unable to read information in file: *file name*.**

**Explanation:** Deployment Manager failed to open a file containing required system information.

**System action:** Processing stops.

**User response:** Check the error log on the client computer.

---

**ANS4227E**    **The Deployment Manager failed to install package: '*client package name*'. The client computer is out of disk space. The Microsoft Installer error code was '*error code*'**

**Explanation:** The previous client package has been uninstalled, and the installation of the new client package failed because the client computer is out of disk space.

**System action:** Processing stops.

**User response:** Check the technote for Microsoft Installer error code description: <http://www-01.ibm.com/support/docview.wss?uid=swg21050782&rs=663>

Check the install log on the client computer.

---

**ANS4228E**    **The Deployment Manager failed to install language pack: '*language pack name*'. The client computer is out of disk space. The Microsoft Installer error code was '*error code*'**

**Explanation:** The previous language pack has been uninstalled, and the installation of the new language pack failed because the client computer is out of disk space.

**System action:** Processing continues.

**User response:** Check the technote for Microsoft Installer error code description: <http://www-01.ibm.com/support/docview.wss?uid=swg21050782&rs=663>

Check the install log on the client computer.

---



---

**ANS4229I**    **The client computer is required to restart to complete the new Backup-Archive client installation.**

**Explanation:** The deployment of the new backup-archive client will not be complete until the client computer is restarted. The restart is scheduled to happen immediately after all language packs are deployed.

**System action:** The Deployment Manager process continues. The client computer will be shut down and restarted after all language packs are deployed, or immediately if there are no language pack to install.

**User response:** None

---

**ANS4230I**    **The client computer will be shut down and restarted immediately.**

**Explanation:** The Deployment Manager needs to restart the client computer to complete the client deployment. It is possible the other messages provide details of the deployment.

**System action:** The Deployment Manager process continues. The client computer will be shut down and restarted immediately after all language packs are deployed, or immediately if there are no language pack to install.

**User response:** None

---

**ANS4232E**    **Self-extracting installation image: *image name* cannot be found.**

**Explanation:** The Deployment Manager could not find the required installation image.

**System action:** Processing stops. Client deployment will be cancelled.

**User response:** Check the server's activity log or the scheduler log on the client computer. Reschedule the client deployment.

---

**ANS4234E**    **The deployment for language packs failed.**

**Explanation:** The Deployment Manager failed to install one or more language packs. It is possible the other messages provide details of the installation.

**System action:** The Deployment Manager process continues.

**User response:** Check the error log and installation on the client computer. Identify the language packs that failed to install and manually deploy them.

---

---

**ANS4235I    The deployment manager cannot log events to the server.**

**Explanation:** The Deployment Manager is unable to log events to the server. It is possible the other messages provide details of the communications.

**System action:** The Deployment Manager process continues. Events will be logged locally on the client machine only.

**User response:** Check network connection and the error log on the client computer.

---

**ANS4242E    The setup script encountered a warning or error while retrieving the client package for the *architecture* architecture. The error level is *error level* error level.**

**Explanation:** It is possible that the client package is not available on the server.

**System action:** Processing stops.

**User response:** Ensure that client packages for all architectures are available on the server. Check the backup-archive client error log for more detailed error messages.

---

**ANS4248E    The client is already at the target level: *target version*.**

**Explanation:** Processing stopped because the automatic client deployment feature does not support the installation of a client to a workstation that is already at its target level.

**System action:** Your current backup-archive client is not affected.

**User response:** Refer to the Backup-Archive Client documentation in the information center.

Reschedule the client deployment with an appropriate target level.

---

**ANS4251W    *writername* file '*filename*': not found.**

**Explanation:** The indicated VSS writer file or directory was returned by VSS as part of the backup file list of the writer. However, the object does not exist on the disk.

.

**System action:** Processing stops if SKIPMISSINGSYSWFILES option is set to NO. Processing continues if SKIPMISSINGSYSWFILES option is set to YES.

**User response:** Verify that this file can be skipped during system state backup.

---

---

**ANS4252W    *architecture, schedule-name, domain-name* :  
The client deployment was not completed pending the restart of the client computer. The deployment manager did not restart the client computer automatically because the AUTODEPLOY option was set to NOREBOOT.**

**Explanation:** The previous client has been uninstalled, and the installation of the new client was not completed pending the restart of the client computer. The architecture of the client, schedule name, and domain name are identified at the beginning of the message text.

**System action:** The Deployment Manager process completes.

**User response:** Manually restart the client computer as soon as possible.

---

**ANS4253E    There was not enough disk space on the client computer. Required space: *package space* bytes; available space: *system space* bytes.**

**Explanation:** The deployment manager determined there was insufficient free disk space for the client deployment.

**System action:** Processing stops.

**User response:** Free up required disk space and reschedule the client deployment.

---

**ANS4254E    The deployment manager detected an HSM client on the workstation that it needs to deploy the Backup-Archive client to.**

**Explanation:** An attempt was made to deploy the Backup-Archive client to a workstation that already has the HSM client installed. The Backup-Archive client cannot be deployed to a workstation that has the HSM client.

**System action:** Processing stops.

**User response:** Uninstall the HSM client and reschedule the Backup-Archive client deployment.

---

**ANS4255E    There is not enough memory for the deployment manager to create the system information object**

**Explanation:** The system information object could not be created because there is not enough available RAM to temporarily write the data into.

**System action:** Processing stops.

**User response:** Close all unneeded applications on the client workstation and reschedule the deployment.

---

---

**ANS4256E    The DSMI\_DIR environment variable is not defined.**

**Explanation:** The deployment manager cannot initiate a connection to the server because the DSMI\_DIR environment variable is not set. This error can occur if the deployment manager is started without using the client scheduler.

**System action:** Processing stops.

**User response:** Read the available documentation to determine how to use the client scheduler to create a client deployment task.

---

**ANS4257E    The deployment manager cannot parse information in file: *file name*.**

**Explanation:** The deployment manager could not parse or extract the required information from the specified file.

**System action:** Processing stops.

**User response:** Check the error log file on the client workstation.

---

**ANS4258E    The deployment manager received the Windows "OpenSCManager failed" error message.**

**Explanation:** The deployment manager could not connect to the Windows service control manager to start the client scheduler. In general, this error occurs because the user who is initiating the task does not have sufficient authority.

**System action:** Processing stops.

**User response:** Ensure that the user who starts the client scheduler has administrative privileges.

---

**ANS4259E    The client scheduler is not started as a root user.**

**Explanation:** The client scheduler requires root user privileges to upgrade the client code.

**System action:** Processing stops.

**User response:** Log in as root and start the client scheduler.

---

**ANS4260E    The installation file system is not writeable.**

**Explanation:** The deployment manager cannot write to the installation file system.

**System action:** Processing stops.

**User response:** Check the installation file system permissions. It is possible that the current client node runs in a virtualized environment using the client code installed in a shared storage of the physical

environment. Reschedule the client deployment with the client node in the physical environment.

---

**ANS4261E    The deployment manager cannot upgrade the Backup-Archive Client.**

**Explanation:** The Backup-Archive Client cannot be upgraded because either the current location is not the default installation location or the DSM\_DIR, DSMI\_DIR, DSM\_CONFIG and DSMI\_CONFIG environment variables are defined with a relative path and not an absolute path.

**System action:** Processing stops.

**User response:** Check the installation directory of the current Backup-Archive Client. If the Backup-Archive Client is not installed in the default location, manually upgrade the Backup-Archive Client. If the DSM\_DIR, DSMI\_DIR, DSM\_CONFIG and DSMI\_CONFIG environment variables are defined with a relative path, define them with an absolute path and try the client deployment again.

---

**ANS4262E    The preview of the client installation failed.**

**Explanation:** The deployment manager did not uninstall the current client. The client code is unchanged.

**System action:** Processing stops.

**User response:** Check the deployment manager log and trace files on the client workstation for specific issues identified during the preview. Reschedule a deployment after any issues are resolved.

---

**ANS4263E    The deployment manager failed to uninstall the backup-archive client.**

**Explanation:** The deployment manager received an error while uninstalling the current client.

**System action:** Processing stops.

**User response:** Check the deployment manager log and trace files on the client workstation for more details on the error. You might have to manually uninstall the client.

---

**ANS4264E    The deployment manager failed to install the backup-archive client.**

**Explanation:** The current client was uninstalled and the deployment manager received an error while installing the new client code.

**System action:** Processing stops.

**User response:** Check the deployment manager log and trace files on the client workstation for more details on the error. Manully install the new client after the issue is resolved.



---

**ANS4265I** Client deployment options are not specified in the scheduler command or from client services.

**Explanation:** The default client options file will be used. The deployment manager might not report the correct server and node information when reporting status.

**System action:** Processing continues.

**User response:** Avoid initiating the client deployment directly from the command-line, instead, always start the client scheduler as a Windows service.

---

**ANS4266I** The deployment manager failed to install non-English language pack(s).

**Explanation:** The previous packages were uninstalled, and the installation of one or more new language packs were not successful.

**System action:** Processing continues.

**User response:** Check the deployment trace file on the client workstation for specific language pack information.

---

**ANS4267I** The deployment manager failed to install the hardware plugin package.

**Explanation:** The previous package was uninstalled. The installation of the new hardware plugin package failed.

**System action:** Processing stops.

**User response:** Check the deployment trace file on the client workstation.

---

**ANS4268I** The deployment manager failed to install the journal-based backup package.

**Explanation:** The previous journal-based backup package was uninstalled. The new journal based backup package installation failed.

**System action:** Processing stops.

**User response:** Check the deployment trace file on the client workstation.

---

**ANS4269W** The deployment manager is stopping the scheduler or the CAD processes.

**Explanation:** Before deploying the new client, the deployment manager must stop the scheduler and CAD processes. After the deployment, the processes must be restarted.

**System action:** Processing continues.

**User response:** The client scheduler is interrupted during the deployment.

---

**ANS4270I** The deployment manager and the new client installation packages were downloaded to directory: *file name*.

**Explanation:** The download directory contains everything required to complete the new client deployment. Deployment log and trace files can be found in the log/ sub-directory.

**System action:** Processing continues.

**User response:** Obtain log and trace files from the download directory for problem determination. The files are found within the log/ sub-directory.

---

**ANS4271E** The deployment package is missing one or more required installation image files.

**Explanation:** The client deployment package might not have been imported correctly to the server. It is possible that the deployment package is not retrieved completely to the client computer, due to a lack of disk space.

**System action:** Processing stops.

**User response:** Ensure that client packages are available on the server and there is sufficient disk space on the client computer. Check the backup-archive client error log file for more detailed error messages.

---

**ANS4272E** The processor type of the package: *package processor type* does not match the current client: *system processor type*.

**Explanation:** The processor type supported by the client package that you want to deploy does not match the processor type of the workstation that you are trying to deploy the client to. It is not always possible for the deployment manager to connect to the server and report the error.

**System action:** Processing stops.

**User response:** Verify that you are using the correct client package for the processor architecture of the computer that you want to upgrade. Then restart the deployment.

---

**ANS4273E** The deployment manager detected a journal based backup (JBB) client on the workstation where it needs to deploy the Backup-Archive Client.

**Explanation:** An attempt was made to deploy the Backup-Archive Client to a workstation that already has the JBB client installed. On some platforms, the Backup-Archive Client cannot be deployed to a workstation that has the JBB client installed.

**System action:** Processing stops.

**User response:** Uninstall the JBB client and reschedule the Backup-Archive Client deployment.

---

**ANS4274E    The deployment manager cannot stop the scheduler or the CAD processes.**

**Explanation:** The deployment manager tried to shut down the Backup-Archive Client scheduler or CAD processes but the Backup-Archive Client might be busy with other tasks.

**System action:** Processing stops.

**User response:** Reschedule the Backup-Archive Client deployment.

---

**ANS4275E    The deployment manager cannot restart the scheduler or the CAD processes.**

**Explanation:** Before exiting, the deployment manager could not restart the Backup-Archive Client scheduler or CAD processes. The deployment manager stopped the processes prior to the client upgrade.

**System action:** Processing continues.

**User response:** Log on to the Backup-Archive Client workstation and check the error log file. If you have set environment variables make sure they are not defined using relative path.

---

**ANS4276E    The deployment manager cannot obtain information about the scheduler or the CAD processes.**

**Explanation:** The deployment manager needs process information in order to stop and restart the Backup-Archive Client scheduler or CAD processes.

**System action:** Processing stops.

**User response:** Log on to the Backup-Archive Client workstation and check the error log file and the deployment manager error log file.

---

**ANS4277E    The target operating system version *target operating system* does not meet the minimum required version *minimum required version***

**Explanation:** The operating system version is earlier than the version required by the automatic deployment package.

**System action:** The deployment is canceled.

**User response:** Ensure that the version being deployed is supported by the target operating system.

---

**ANS4278E    The deployment manager cannot obtain information about the Logical Volume Snapshot Agent (LVSA).**

**Explanation:** The deployment manager needs to determine whether an LVSA is installed on the client workstation.

**System action:** Processing stops.

**User response:** Log on to the Backup-Archive Client workstation and check the error log file and the deployment manager error log file.

---

**ANS4280E    Automatic client deployment is not allowed on the client workstation.**

**Explanation:** One or more of the running client services include AUTODEPLOY = NO in the option file.

**System action:** Processing stops.

**User response:** Change the AUTODEPLOY option on the client and reschedule the client deployment.

---

**ANS4281E    The update manager cannot remove the TIVsmCapi package from non-global zone(s): *zone name*.**

**Explanation:** APAR IC57433 prevents the removal of the TIVsmCapi package on Solaris on a sparse-root, non-global zone if uninstalling is done from the global zone.

**System action:** Processing stops.

**User response:** Manually uninstall the IBM Spectrum Protect client directly from the non-global zones and reschedule the deployment.

---

**ANS4282E    Sparse-root non-global zone(s) were found with IBM Spectrum Protect Backup-Archive Client that was installed from the non-global zone: *zone names*.**

**Explanation:** One or more non-global zones are sharing the /usr file system with the global zone. The IBM Spectrum Protect Backup-Archive Client is installed in the global zone with the -G parameter and also installed manually in the non-global zone(s). You cannot update the IBM Spectrum Protect Backup-Archive Client in the global zone because it will update the version of GSKit that is shared with the sparse-root non-global zones that are not part of the automatic deployment.

**System action:** Processing stops.

**User response:** Manually upgrade the Backup-Archive Client or install it from the global zone without using the -G parameter. This ensures that you have the same version between the global zone and the sparse-root

non-global zones, and you can then deploy the client automatically on all such zones.

---

**ANS4283E**    **There is not enough disk space on *path* to uncompress GSKit packages.**  
**Required space:** *req\_space* bytes;  
**available space:** *avail\_space* bytes.

**Explanation:** The deployment manager determined that there is not enough free disk space to uncompress GSKit packages.

**System action:** Processing stops.

**User response:** Free up the required amount of disk space and reschedule the automatic client deployment.

---

**ANS4284E**    **The deployment is cancelled because an automatic client deployment task was scheduled for a sparse-root, non-global zone that shares the /usr file system with the global zone.**

**Explanation:** The automatic client deployment task that was attempted is not supported and will be cancelled.

**System action:** Processing stops.

**User response:** Install the Backup-Archive Client from the global zone or manually upgrade the Backup-Archive Client.

---

**ANS4285E**    **The update restore operation to an existing virtual machine '*VmName*' failed. The virtual machine is not in power off state.**

**Explanation:** The update restore operation to an existing virtual machine is not supported for a running machine and will be aborted.

**System action:** Restore aborted.

**User response:** Turn off the virtual machine and re-run the update restore command.

---

**ANS4290E**    **Only one virtual machine can be selected for restore.**

**Explanation:** Restoring multiple virtual machines is not allowed. Only one virtual machine can be selected for restore.

**System action:** No processing occurs.

**User response:** Select only one virtual machine for restore.

---

**ANS4291E**    **Virtual Machine could not be found on VMware server.**

**Explanation:** The backup of virtual machine failed.

**System action:** The backup of the virtual machine finished with failures. The next virtual machine in the vmlist will be processed. The reason for the failure is written to the local client error log.

**User response:** Check the local client error log for reason for the failure.

---

**ANS4292E**    **No virtual machine found.**

**Explanation:** No virtual machine found with name or specified in domain option.

**System action:** Processing stopped.

**User response:** Specify a correct VM name or domain option.

---

**ANS4293E**    **Backup of VMware vApp '*vApp name*' in Organization VDC '*Org VDC name*' of organization '*Org name*' failed.**

**Explanation:** The vApp backup operation failed. This error message is a summary message and does not contain detailed information.

**System action:** The configuration information and VMs for the specified vApps are not backed up. Processing continues to the next vApp.

**User response:** Check the previous messages in the dsmerror.log file for more details about this vApp .

---

**ANS4295W**    **The virtual machine '*vmname*' was backed up using the Windows VSS system provider. You must manually revert or delete the shadow copy on the restored volumes or you may experience degraded performance and an out-of-space condition.**

**Explanation:** At backup time, application protection was not able to back up the VM within the 10-second VSS limit. Therefore, the Windows VSS system provider was used. If you are restoring the application, the volume will be automatically reverted. However, if you are restoring the entire VM, you must manually revert or delete the shadow copy.

**System action:** The virtual machine is restored, including the system provider shadow copy.

**User response:** Verify that the restore was successful, and the data is not corrupt. If the data is not corrupt, you can delete the shadow copy. However, if the data is corrupt, revert the shadow copy to restore data integrity. You can figure out which shadow copy to delete or revert by looking for the dsmShadowCopyID.txt file in the root directory of each

restored volume. Then, use the diskshadow delete or revert command.

---

**ANS4296I** *architecture, schedule-name, domain-name:*  
**The Deployment Manager process was started successfully. Deployment Manager Version Information: version**

**Explanation:** The Deployment Manager process was started as a post schedule command. This is the first message from the Deployment Manager. The architecture of the client, schedule name, and domain name are identified at the beginning of the message text.

**System action:** Deployment Manager continues to process.

**User response:** None

---

**ANS4297W** *architecture, schedule-name, domain-name:*  
**Client deployment was completed with warnings:**

**Explanation:** This is a generic warning message. It is possible the other messages provide details of the deployment. The architecture of the client, schedule name, and domain name are identified at the beginning of the message text.

**System action:** The Deployment Manager process completes.

**User response:** Check the warning messages from the server administration center, the server activity log, or error log on the client computer for more information.

---

**ANS4298E** *architecture, schedule, new\_device\_type:* **The client deployment was cancelled. The previous event causing the cancellation is:**

**Explanation:** This is a generic message that the client deployment was cancelled. The Deployment Manager does not uninstall or update the current client. It is possible the other messages provide details of the deployment. The architecture of the client, schedule name, and domain name are identified at the beginning of the message text.

**System action:** Processing stops.

**User response:** Check the warning messages from the server administration center, the server activity log, or error log on the client computer for more information.

---

**ANS4299E** *architecture, schedule-name, domain-name:*  
**The client deployment failed. The previous event causing the failure is:**  
*event*

**Explanation:** This is a generic message that the client deployment failed. It is possible that other messages

provide details of the failure. The architecture of the client, schedule name, and domain name are identified at the beginning of the message text.

**System action:** Processing stops.

**User response:** Check the warning messages from the server administration center, the server activity log, or error log on the client computer for more information.

---

**ANS4300I** *architecture, schedule-name, domain-name:*  
**Client deployment was completed successfully.**

**Explanation:** The Deployment Manager process completes.

**System action:** Processing stops.

**User response:** None

---

**ANS4301I** **IBM Spectrum Protect detected Microsoft Active Directory Domain Controller on virtual machine 'VM'.**

**Explanation:** The virtual machine contains Microsoft Active Directory Domain Controller.

**System action:** IBM Spectrum Protect saved additional information about this virtual machine.

**User response:** None

---

**ANS4302W** **IBM Spectrum Protect failed to detect if Microsoft Active Directory Domain Controller on virtual machine 'VM'.**

**Explanation:** There was an error while checking if the virtual machine contains Microsoft Active Directory Domain Controller.

**System action:** IBM Spectrum Protect continues backing up this virtual machine.

**User response:** Check IBM Spectrum Protect error log for additional information.

---

**ANS4303E** **The vCloud Director vApp 'vapp-name' has not been previously backed up.**

**Explanation:** The specified vCloud Director vApp has not been previously backed up, so can not be specified for restore.

**System action:** The specified vCloud Director vApp is skipped, and the next vApp in the restore list is processed.

**User response:** Verify the vCloud Director vApp name to be restored, and re-try the operation.

---

**ANS4304I** IBM Spectrum Protect could not detect the IBM Spectrum Protect for Virtual Environments license. Active Directory Domain Controller will not be protected on VM 'VM'.

**Explanation:** The virtual machine contains Microsoft Active Directory Domain Controller, but a IBM Spectrum Protect for Virtual Environments license is not detected. The Domain Controller will not be protected.

**System action:** Install IBM Spectrum Protect for Virtual Environments 7.1 or later to protect Active Directory.

**User response:** None

---

**ANS4305W** Backup of VMware vApp '*vApp name*' in Organization VDC '*Org VDC name*' of organization '*Org name*' completed. Some VMs were not backed up.  
**mode:** 'Incremental Forever - full\_or\_incr'  
**target node name:** '*target\_node\_name*'  
**data mover node name:** '*data\_mover\_node\_name*'  
**VMs backup status:** *number of VM backed up out of number of VMs in vApp VMs backed up successfully.*

**Explanation:** The vApp backup operation completed successfully. However, one or more VMs for the specified vApp were not backed up. These VMs will not be created during the restore operation.

**System action:** Processing continues to the next vApp.

**User response:** Check the dsmmerror.log file for this vApp for more information about this message. Resolve the problem, then try the operation again.

---

**ANS4308E** Full VM backup of '*hypervisor*' Virtual Machine '*vmname*' failed with RC=*rc*  
**mode=full\_or\_incr, target node**  
**name='target\_node\_name', data mover**  
**node name='data\_mover\_node\_name'**

**Explanation:** The Full VM backup of virtual machine failed.

**System action:** The full backup of the virtual machine finished with failures. The next virtual machine in the vmlist will be processed. The reason for the failure is written to the local client error log.

**User response:** Check the local client error log for reason for the failure.

---

**ANS4311E** Full VM restore of '*hypervisor*' Virtual Machine '*vmname*' failed with RC=*rc*  
**target node name='target\_node\_name',**  
**data mover node**  
**name='data\_mover\_node\_name'**

**Explanation:** The Full VM restore of the virtual machine failed.

**System action:** The full restore of the the virtual machine finished with failures. The next virtual machine in the vmlist will be processed. The reason for the failure is written to the local client error log.

**User response:** Check the local client error log for reason for the failure.

---

**ANS4441E** '*fs*' is a '*fstype*' file system, which is not a supported file system type for file backup, image backup or archive.

**Explanation:** The specified file system is not supported for any type of backup. IBM Spectrum Protect does not support backup and archive or image backup for this type of volume.

**System action:** The file system is skipped. Processing continues with the next file system.

**User response:** Refer to the IBM Spectrum Protect client manual for a complete list of supported file systems.

---

**ANS4442E** '*VM-Name*' a backup cannot be created because the virtual machine has assigned disk with duplicate disk identifiers.

**Explanation:** The client detected that the virtual machine has assigned disk with duplicate disk identifiers. The disk may have been copied. A backup cannot be created on a virtual machine that have duplicate disk identifiers.

**System action:** The virtual machine is not backed up. Processing continues with the next virtual machine.

**User response:** Check that the virtual disks has different disk identifiers and update the virtual machine configuration to match any changes to the file system. If the problem persists, contact an administrator of the Hyper-V server.

---

**ANS4443E** '*fs*' is a CSVFS file system, which is not a supported file system type for file backup, image backup or archive.

**Explanation:** Microsoft Cluster Shared Volumes File Systems (CSVFS) are NTFS or ReFS volumes that are added to Cluster Shared Volumes. These volumes are intended for Hyper-V and expanded support for SQL, not for regular file data. IBM Spectrum Protect does not support file level backup and archive or image backup for CSVFS volumes.

**System action:** The file system is skipped. Processing continues with the next file system.

**User response:** Refer to the IBM Spectrum Protect

client manual for a complete list of supported file systems.

---

**ANS4446E** A file restore mount operation for *hypervisor type* **Virtual Machine 'vmname'** failed. The data center node name is *'data center node name'*, the mount proxy node name is *'mount proxy node name'*.

**Explanation:** The file restore mount operation of the virtual machine failed.

**System action:** The mount of the virtual machine finished with failures.

**User response:** Review the local client error log for the reason for the failure.

---

**ANS4449E** A cleanup of the file restore mount of *hypervisor type* **Virtual Machine 'vmname'** failed. The data center node name is *'data center node name'*, the mount proxy node name is *'mount proxy node name'*.

**Explanation:** The cleanup of file restore mount operation of the virtual machine failed.

**System action:** The cleanup of mount of the virtual machine finished with failures.

**User response:** Review the local client error log for the reason for the failure.

---

**ANS4450E** The mount proxy platform is not supported for file restore mount operations.

**Explanation:** The file restore mount operation failed. The mount proxy platform is unsupported or the IBM Spectrum Protect Recovery Agent is not correctly installed and configured.

**System action:** The file restore mount operation failed.

**User response:** Ensure that the IBM Spectrum Protect Recovery Agent is installed and configured correctly and run the file restore mount operation from a supported mount proxy platform.

---

**ANS4451E** The Windows iSCSI service is not available.

**Explanation:** The Windows iSCSI service is not available on the mount proxy machine. It is either not started or is not installed or configured correctly.

**System action:** Processing stops. The file restore mount operation fails.

**User response:** Ensure that the iSCSI service is up and running on the mount proxy machine.

---

**ANS4900W** Schedule *'schedule-name'* has opened a new session with the server.

**Explanation:** A scheduled event ends because of a connection failure. The scheduled event had to be restarted outside its normal startup window to continue the operation.

**System action:** The scheduled event is completed using more than one session.

**User response:** None required. If this is a recurrent condition, you may want to check for network problems.

---

**ANS4901E** The following object contains one or more unmatched quotation marks and cannot be processed: *'filespace path filename'*.

**Explanation:** The file name in the file list contains unmatched quotes. If a line in the file list begins with a single or double quotation mark this quotation mark is considered to be an opening quotation mark. The corresponding closing quotation mark of the same type must be at the end of the line. If there is no closing quotation mark or the closing quotation mark has been encountered in the middle of the line, it is an invalid input.

**System action:** The object is skipped.

**User response:** Correct the specification of the object.

---

**ANS4904E** Instant access of VMware Virtual Machine *'vmname'* failed. target node name=*'target\_node\_name'*, data mover node name=*'data\_mover\_node\_name'*

**Explanation:** The instant access of the virtual machine failed.

**System action:** The instant access of the the virtual machine finished with failures. The reason for the failure is written to the local client error log.

**User response:** Check the local client error log for reason for the failure.

---

**ANS4907E** Instant restore of VMware Virtual Machine *'vmname'* failed. target node name=*'target\_node\_name'*, data mover node name=*'data\_mover\_node\_name'*

**Explanation:** The instant restore of the virtual machine failed.

**System action:** The instant restore of the the virtual machine finished with failures. The reason for the failure is written to the local client error log.

**User response:** Check the local client error log for reason for the failure.

---

**ANS4910E** Cleanup of VMware Virtual Machine '*vmname*' failed. target node name='*target\_node\_name*', data mover node name='*data\_mover\_node\_name*'

**Explanation:** The cleanup of the virtual machine failed.

**System action:** The cleanup of the the virtual machine finished with failures. The reason for the failure is written to the local client error log.

**User response:** Check the local client error log for reason for the failure.

---

**ANS4915I** Object increased in size during compression: *filepathfilename*

**Explanation:** The file increased in size during compression.

**System action:** Processing continues.

**User response:** None.

---

**ANS4917E** A failure occurred while accessing the VMware libraries. The required files for the virtual machine backup were not found.  
The files are installed only if the client is defined as a data mover in IBM Spectrum Protect for Virtual Environments.

**Explanation:** A failure occurred while accessing the VMware libraries for the virtual machine environment.

**System action:** The backup operation cannot continue.

**User response:** Install the IBM Spectrum Protect for Virtual Environments package to use the client to back up virtual machines.

---

**ANS4936E** The snapshot of virtual machine '*vmname*' failed and a snapshot cannot be attempted again.

**Explanation:** The snapshot of the virtual machine failed with a permanent error. Such as the Hyper-V writer is not responding. Another snapshot attempt will not be made.

**System action:** The snapshot of the virtual machine finished with an error. Processing continues to the next virtual machine.

**User response:** Check the Windows event log for the reason for the failure.

---



---

**ANS4937I** Resending file *file* in a new transaction session to recover from the transmission error.

**Explanation:** None.

**System action:** The file is resent.

**User response:** None.

---

**ANS4942E** The file specification '*string*' is invalid.

**Explanation:** The operating system indicated that the file specification is invalid. One possible reason is that the file specification contains unrecognized characters. Another possible cause is incorrect use of quotation marks in the file specification.

**System action:** Processing stopped.

**User response:** Enter a correct file specification as described in the *Using the Backup-Archive Client* book for the particular operating system. Ensure that the file specification contains valid characters. Verify correct use of quotation marks for specifications that contain blanks spaces. If multiple file specifications are used, make sure that any use of quotation marks does not cause the file specifications to be treated as a single file specification.

---

**ANS4946W** Warning: virtual machine: '*vm-name*' disk: '*disk-name*' excluded by user, was not found.

**Explanation:** The specified virtual disk does not exist on the virtual machine.

**System action:** Processing continues.

**User response:** Use the "dsmc backup vm ..." command with the -preview option to display a listing of the disk labels which exist on the virtual machine. Since the disk was specified to be excluded from the backup, the backup will continue. However it is possible that a disk will included in the backup which was not desired, check the spelling of the disk label, and correct the disk label if an undesired disk is now included in the backup operation.

---

**ANS4947E** Error: virtual machine: '*vm-name*' disk: '*disk-name*' included by user, was not found.

**Explanation:** The specified virtual disk does not exist on the virtual machine.

**System action:** Processing stops.

**User response:** Use the "dsmc backup vm ..." command with the -preview option to display a listing of the disk labels which exist on the virtual machine. Check the spelling of the disk label and correct the disk label and then retry the 'backup vm' operation.

---

---

**ANS4948E** A specified virtual disk was not found on the virtual machine.

**Explanation:** You must specify a virtual disk label name which exists on the virtual machine.

**System action:** Processing stops.

**User response:** For a backup operation, use the "dsmc backup vm ..." command with the -preview option to display a listing of the disk labels which exist on the virtual machine. For a restore operation, use the "dsmc query vm ..." command with the -detail option to display a listing of the disk labels which exist on the virtual machine backup. Check the spelling of the disk label and correct the disk label and then retry the operation.

---

**ANS4972W** File server *file-server-name* has been upgraded to Data ONTAP version '*version.modification.submodification*'. This version does not support unicode file names for snapshot difference incremental backup. Upgrade to a version that supports unicode file names as soon as possible.

**Explanation:** The file server has been upgraded from a version that supports unicode file names for incremental backup using snapshot difference to a version that does not. If you have upgraded from Data ONTAP version 7.3.3 (or later) to 8.0, you lose the ability to back up files with unicode file names when performing snapshot difference incremental backup.

**System action:** Processing continues. However, files with unicode names are not backed up.

**User response:** Upgrade to a version that supports unicode file names as soon as possible. If you have upgraded from Data ONTAP version 7.3.3 (or later) to 8.0, upgrade to 8.1 (or later). If it is not possible to upgrade at this time, you can suppress this warning message by renaming the file space on the IBM Spectrum Protect server and performing a snapshot difference incremental backup.

---

**ANS4973E** An error occurred accessing NTFS security information for file '*filesystemnamepath-namefile-name*'

**Explanation:** An access denied error occurred while attempting to access NTFS security information.

**System action:** The object is skipped.

**User response:** See your system administrator or bypass the failing check by using SkipNTSecurity option.

---

**ANS4974E** Error processing '*filesystemnamepath-namefile-name*': a required NT privilege is not held.

**Explanation:** The user account running IBM Spectrum Protect does not possess a required NT user right/privilege for performing the current operation.

**System action:** The object is skipped.

**User response:** Your system administrator has the authority to grant the needed privilege.

---

**ANS4987E** Error processing '*filesystemnamepath-namefile-name*': the object is in use by another process

**Explanation:** The specified file is being used by another process. You tried to read from or write to a file that is currently being used by another process.

**System action:** File skipped.

**User response:** Ensure that the file is not locked by another process. If the file is not locked, retry the command.

---

**ANS4988W** File '*filesystemnamepath-namefile-name*' is currently unavailable on server and has been skipped.

**Explanation:** You tried to restore or retrieve a file that is currently not available from the IBM Spectrum Protect server. This is most likely a temporary condition.

**System action:** IBM Spectrum Protect cannot restore or retrieve the file.

**User response:** Try to restore or retrieve the file again after the file becomes available on the server. If the problem persists, see your IBM Spectrum Protect administrator for assistance.

---

**ANS4989E** Error processing '*filesystemnamepath-namefile-name*': the directory is in use by another process. All objects in the directory and any of its subdirectories are skipped.

**Explanation:** The specified directory is being used by another process. You tried to read from or write to a directory that is currently being used by another process. The objects contained in the directory and its subdirectories are not backed up.

**System action:** Processing stopped for that directory. If other files and directories were also specified in this backup, they are processed

**User response:** Ensure that you specified the correct directory name, correct the permissions, or specify a new location. If the directory name is correct, retry the



backup when no process has exclusive use of the directory.

---

**ANS4991I**    *Application Type Application Message Id Application Message*

**Explanation:** This is a message sent by the application you are currently running with IBM Spectrum Protect.

**System action:** IBM Spectrum Protect logs the application message.

**User response:** Refer to the documentation for the application that you are using.

---

**ANS4992W**    *Application Type Application Message Id Application Message*

**Explanation:** This is a message sent by the application you are currently running with IBM Spectrum Protect.

**System action:** IBM Spectrum Protect logs the application message.

**User response:** Refer to the documentation for the application that you are using.

---

**ANS4993E**    *Application Type Application Message Id Application Message*

**Explanation:** This is a message sent by the application you are currently running with IBM Spectrum Protect.

**System action:** IBM Spectrum Protect logs the application message.

**User response:** Refer to the documentation for the application that you are using.

---

**ANS4994S**    *Application Type Application Message Id Application Message*

**Explanation:** This is a message sent by the application you are currently running with IBM Spectrum Protect.

**System action:** IBM Spectrum Protect logs the application message.

**User response:** Refer to the documentation for the application that you are using.

---

**ANS4997E**    **Error processing 'filespace  
namepath-namefile-name': file system quota  
reached condition - no space left.**

**Explanation:** No more files can be restored or retrieved because the quota of the destination file system has been reached.

**System action:** The client prompts you for action:

- Retry this object
- Skip this object
- Abort the action

**User response:** Select the appropriate action for this object. Create some free space or increase the quota on the destination file system before you retry the operation. Another option is to restore or retrieve the file to another file system.

---

**ANS4998E**    **Link information for file 'filename' could not be obtained: access to the object is denied.**

**Explanation:** Access to the specified file link is denied. You tried to read information for file link and you do not have access permission for this object.

**System action:** Processing of System State stops.

**User response:** Try the operation again. If the problem persists, contact IBM technical support for additional assistance.

---

**ANS4999I**    **The following message was too long to log to the server: 'shortened message with message number'**

**Explanation:** The message text and inserts are too large to send to the server in the available internal buffer.

**System action:** The *message number* message is written to the local client error log, then shortened and sent to the server as a part of this message. The message is reduced in length by substituting '...' in the middle of the original message.

**User response:** The message referred to has been shortened, but describes the error that occurred. See the documentation for that message for more information.

---

**ANS5003S**    **The management class assigned to directories does not exist.**

**Explanation:** The management class named on the DIRM option does not exist in your assigned policy set on the server. The error log contains an entry showing the invalid management class name.

**System action:** processing stops.

**User response:** Remove the current DIRM option from the client options file, then run DSMC QUERY MGMTCLASS -DETAIL to view information about available management classes. Make sure the management class you select has a backup copy group. If you have more than one IBM Spectrum Protect server, make sure you are connecting to the correct server. If you are unable to find a suitable management class, contact your IBM Spectrum Protect administrator for further assistance.

---

**ANS5004S** There is no backup copy group in the management class used for directories. See the error log.

**Explanation:** The DIRMC option names a management class that contains no backup copy group.

**System action:** processing stops.

**User response:** Remove the current DIRMC option from the client options file, then run DSMC QUERY MGMTCLASS -DETAIL to view information about available management classes. Make sure the management class you select has a backup copy group. If you have more than one IBM Spectrum Protect server, make sure you are connecting to the correct server. If you are unable to find a suitable management class, contact your IBM Spectrum Protect administrator for further assistance.

---

**ANS5006W** The policy set does not contain any backup copy groups. The process is unable to continue the backup.

**Explanation:** You tried to back up the files using a policy set that contained no backup management information.

**System action:** The process did not back up the files.

**User response:** See your IBM Spectrum Protect administrator for assistance in associating your node with a policy set containing a management class that has a backup copy group. Then try the operation again.

---

**ANS5007W** The policy set does not contain any archive copy groups. IBM Spectrum Protect is unable to continue the archive.

**Explanation:** You tried to archive the files using a policy set that contains no archive management information.

**System action:** IBM Spectrum Protect did not archive the files.

**User response:** See your IBM Spectrum Protect administrator for assistance in associating your node with a policy set containing a management class that has an archive copy group. Then try the operation again.

---

**ANS5008W** Incorrect password entered

**Explanation:** You entered a password that was incorrect.

**System action:** IBM Spectrum Protect cannot connect to the server without the correct password.

**User response:** Reenter the password, or ask your system administrator for the current password.

---

**ANS5009W** New password entries are not the same

**Explanation:** During the change password, update password, or open registration dialog, the two entries for the new password were not the same.

**System action:** The password was not changed on the server.

**User response:** Backspace over both of the new passwords and reenter them, ensuring that they match.

---

**ANS5011I** Backup stopped by user

**Explanation:** You requested to stop the backup operation.

**System action:** Backup stopped.

**User response:** Continue with normal operations.

---

**ANS5012E** Server out of backup data storage space

**Explanation:** The server ran out of space in its backup data storage.

**System action:** IBM Spectrum Protect cannot complete the requested backup operation. Any files displayed on the lower half of the backup activity panel were successfully backed up.

**User response:** See your system administrator.

---

**ANS5013E** Not enough memory for backup operation

**Explanation:** IBM Spectrum Protect cannot allocate memory for the specified backup operation.

**System action:** IBM Spectrum Protect cannot complete the requested operation.

**User response:** Close all unneeded applications and retry the operation. Reducing the scope of queries and the amount of data returned might also help, or see your system administrator.

---

**ANS5014I** Backup completed

**Explanation:** The backup was completed.

**System action:** IBM Spectrum Protect backed up the files.

**User response:** Continue with normal operations.

---

**ANS5015I** Restore stopped by user

**Explanation:** You requested to stop the restore operation.

**Attention:** If you were restoring files with "overwrite" option specified, the file you restored last can be damaged (partially overwritten).

**System action:** Restore stopped.

**User response:** Continue with normal operations.

---

**ANS5016E Not enough memory for the requested restore operation.**

**Explanation:** Not enough memory is available for the requested restore operation.

**System action:** Processing stops.

**User response:** Close all unneeded applications and retry the operation. Reducing the scope of queries and the amount of data returned can also help, or see your system administrator.

---

**ANS5017I Restore completed**

**Explanation:** A restore was completed.

**System action:** IBM Spectrum Protect restored the files.

**User response:** Continue with normal operations.

---

**ANS5018E Not enough memory for archive operation**

**Explanation:** The client cannot allocate memory for the requested archive operation.

**System action:** Processing stops.

**User response:** Close all unneeded applications and retry the operation. Reducing the scope of queries and the amount of data returned might also help, or see your system administrator.

---

**ANS5019I Archive stopped by user**

**Explanation:** You requested to stop the archive operation.

**System action:** Archive stopped.

**User response:** Continue with normal operations.

---

**ANS5020E The IBM Spectrum Protect server is out of archive data storage space.**

**Explanation:** The server ran out of space in its archive data storage.

**System action:** Client cannot complete the requested archive operation.

**User response:** Report the problem to your IBM Spectrum Protect system administrator, who can allocate more resources to archive storage.

---

**ANS5021I Archive completed**

**Explanation:** An archive was completed.

**System action:** IBM Spectrum Protect archived the files.

**User response:** Continue with normal operations.

---

**ANS5022I Retrieve stopped by user**

**Explanation:** You requested to stop the retrieve operation.

**Attention:** If you were retrieving files with "overwrite" option specified, the file you retrieved last can be damaged (partially overwritten).

**System action:** Retrieve stopped.

**User response:** Continue with normal operations.

---

**ANS5023E Not enough memory for retrieve operation**

**Explanation:** The process in which the program runs has exceeded the maximum allocated memory.

**System action:** Processing ends.

**User response:** Close all unneeded applications and retry the operation. Reducing the scope of queries and the amount of data returned might also help, or see your system administrator.

---

**ANS5024I Retrieve completed**

**Explanation:** A retrieve was completed.

**System action:** IBM Spectrum Protect retrieved the files.

**User response:** Continue with normal operations.

---

**ANS5025E The node name contains invalid characters.**

**Explanation:** The specified node name has invalid characters.

**System action:** Current operation has been cancelled.

**User response:** Retry with another node name that has valid characters.

---

**ANS5026W MatchAllChar and MatchOneChar options MUST precede Include/Exclude options**

**Explanation:** The MatchAllChar and MatchOneChar options must precede any include-exclude options.

**System action:** Current application ends

**User response:** Move the MatchAllChar and MatchOneChar options before any include-exclude options.

---

**ANS5027W Objects of different types cannot be backed up at the same time.**

**Explanation:** Backing up objects of different types at the same time is not allowed in certain scenarios. For example, backing up Hyper-V and VMware virtual machines at the same time is not possible.

**System action:** No processing takes place.

**User response:** Select objects of the same type to perform backup operation.

---

**ANS5028I Successful completion**

**Explanation:** The operation successfully completed.

**System action:** None.

**User response:** None.

---

**ANS5029E This operation cannot continue due to an error on the IBM Spectrum Protect server. See your IBM Spectrum Protect server administrator for assistance.**

**Explanation:** The IBM Spectrum Protect server encountered an error condition that prevents the IBM Spectrum Protect client operation from continuing. Your IBM Spectrum Protect server administrator can review the IBM Spectrum Protect server activity log for more details about the error.

**System action:** The processing stopped.

**User response:** Contact your IBM Spectrum Protect server administrator for assistance. The administrator can review the IBM Spectrum Protect server activity log for further information about the conditions that lead to this error.

---

**ANS5030E No objects on server match query**

**Explanation:** No objects on the server match the query operation being performed.

**System action:** The processing stopped.

**User response:** Ensure the names are properly entered.

---

**ANS5031E Client aborted transaction**

**Explanation:** The client system ended the operation with the server and ended the current transaction.

**System action:** The processing stopped.

**User response:** Restart the session.

---

**ANS5032W Active object not found**

**Explanation:** An attempt was made to expire an object, but the server was unable to find an active backup version of the object. This message is preceded by message ANS1228E which specifies the object name. For instance, this message could be issued if two separate client processes are backing up the same file system at the same time. If one of the processes expires a file, then the server will make that file inactive. If the second process subsequently attempts to expire that same file, the server will not find an active version of the file, so the second process will issue this message for that file.

**System action:** The object is not expired. Processing continues with the next object..

**User response:** Review the console output, schedule log, or error log and locate the ANS1228E message that immediately precedes this message. ANS1228E will identify the object that could not be expired. Examine the conditions under which the problem occurred and assess whether those conditions explain the occurrence of this message. For example, this message could appear if multiple instances of the client were attempting to back up the file system concurrently. If the reason this message occurred can not be determined and the message occurs when the operation is tried again, then contact support for further assistance. Also try searching for this message number on <http://www.ibm.com> for possible solutions.

---

**ANS5033E Server has no data for the object.**

**Explanation:** Server tried to do a restore or retrieve on an object that has no data associated with it. If a corrective action is possible, it is with the server.

**System action:** Server ends the current operation.

**User response:** Ask the administrator to check the activity log for any messages related to this error that might help identify the problem.

---

**ANS5034E You entered an incorrect password.**

**Explanation:** You entered an incorrect current password or you entered a new password that does not fulfill the password length requirements set on the server.

**System action:** The processing stops.

**User response:** Retry the session with the correct password. If this fails or you have forgotten your password, ask the administrator to assign a new password.

---

---

**ANS5035E Node is in use.**

**Explanation:** The node you are running on is in use by another operation on the server. This might be from another client or from some activity on the server.

**System action:** The processing stopped.

**User response:** Retry the operation, or see your system administrator to see what other operations are running for your node.

---

**ANS5036E Expiration date must be greater than today's date**

**Explanation:** Archive expiration date is too low, the date must be greater than today's date.

**System action:** The current operation is canceled.

**User response:** Retry archiving the file with an expiration date that is higher than today's date.

---

**ANS5037W The requested data is offline**

**Explanation:** For the restore or retrieve operation, one or more of the requested files must be recalled from offline storage media (generally tape). The wait time depends on your site's offline storage management policies.

**System action:** CLient waits for offline storage media to become available and then continues.

**User response:** None.

---

**ANS5038E Object too large for server limits.**

**Explanation:** The object is too large. The configuration of the server does not have any data storage space that accepts the object.

**System action:** File skipped.

**User response:** See your system administrator to determine the maximum file (object) size for which your site's server is configured.

---

**ANS5039E Server out of data storage space.**

**Explanation:** The server does not have any space available to store the object.

**System action:** Ended the current operation.

**User response:** You can take any of the following actions:

- For client, set COMPRESSALWAYS=NO and COMPRESSION=YES in the options file (DSM.OPT), then the file will be resent uncompressed if it grows during compression.
- Request the system administrator to add space to the storage pool.

- The system administrator can also turn off disk caching in the disk storage pool, and issue MOVE DATA commands to each disk pool volume to clear out the cached bitfiles.

---

**ANS5040E Server media mount not possible.**

**Explanation:** Server media mount not possible. The server timed out waiting for a mount of an offline volume.

**System action:** File skipped.

**User response:** Retry later when server volumes can be mounted. Ensure that the MAXNUMMP (maximum number of mount points) defined on the server for this node is greater than 0.

---

**ANS5041E Size estimate exceeded.**

**Explanation:** The total amount of data for a backup or archive operation exceeds the estimated size originally sent to the server for allocating data storage space. This happens when many files are growing by large amounts while the backup or archive operation is in session.

**System action:** Processing stopped.

**User response:** Retry the operation. If the problem continues, check what other processes are running on the client machine that are generating large amounts of data. Disable those operations while the backup or archive operation is taking place.

---

**ANS5042E File data is currently unavailable on the IBM Spectrum Protect server**

**Explanation:** The IBM Spectrum Protect client was trying to restore or retrieve data that is currently unavailable on the IBM Spectrum Protect server. Possible causes are:

- Data is corrupted at the IBM Spectrum Protect server
- The IBM Spectrum Protect server encountered a read error
- File is temporarily involved in a reclaim operation at the server
- The IBM Spectrum Protect requested a tape volume that is unavailable. Typical reasons for a volume to be unavailable: a disk volume is offline, the volume is marked unavailable due to an I/O error, or a tape volume is checked out of the tape library.

**System action:** Processing stopped.

**User response:** Try the operation again at a later time. If the problem continues, contact your IBM Spectrum Protect server administrator for further assistance. The administrator can review the IBM Spectrum Protect server activity log for messages related to the problem.

---

**ANS5043W** Unexpected retry request. The server found an error while writing the data.

**Explanation:** None.

**System action:** The client retries the operation.

**User response:** None.

---

**ANS5044E** Session rejected: All server sessions are currently in use.

**Explanation:** Server has all available sessions in use and cannot accept a new one at this time.

**System action:** Server canceled the current operation.

**User response:** Retry the operation. If the problem continues, see your system administrator to increase the number of concurrently active sessions to the server.

---

**ANS5045E** The session is rejected. Your password has expired.

**Explanation:** Your password has expired.

**System action:** Server canceled the current operation. You are not allowed to connect to the server until the password is updated.

**User response:** Update your password. You may use the SET PASSWORD command, or have the administrator update your node.

---

**ANS5046E** Session rejected: Unknown or incorrect node ID entered

**Explanation:** The node name you entered is not known by the server, or you are attempting to access a file migrated to a different node.

**System action:** The current operation is canceled. You are not allowed to connect to the server until your node name is registered with the server. If attempting to access a migrated file, your node name must be the same node which migrated the file.

**User response:** Ensure that you entered your node name correctly. If yes, see your system administrator. Verify that the server is using closed registration and that your node name is registered with the server.

---

**ANS5047E** Session rejected: Duplicate ID entered. Node already logged onto server

**Explanation:** Another process using this node name is active with the server.

**System action:** Cannot connect to the server. Canceled the current operation.

**User response:** Ensure that your node name is unique to the server so that it cannot be used by another person. See your system administrator to identify the owner of that node name.

---



---

**ANS5048E** Please choose a filespace. The filespace to delete/set access cannot be found.

**Explanation:** The filespace to delete cannot be found.

**System action:** The system returns to the calling procedure.

**User response:** Verify the filespace name.

---

**ANS5049E** Session rejected: The server is disabled

**Explanation:** The server is in a disabled state and cannot be accessed for normal activity.

**System action:** Canceled the current operation.

**User response:** Retry the operation after the server returns to an enabled state. If the problem continues, see your system administrator.

---

**ANS5050E** The server is not configured to allow open registration.

**Explanation:** No authorization. Registration is required by your system administrator. The server is not configured to allow open registration.

**System action:** Session not started.

**User response:** You must obtain a node and password from your system administrator.

---

**ANS5051S** Session rejected: the client code is down-level

**Explanation:** The server version and your client version do not match. The client code is downlevel.

**System action:** The current operation is canceled.

**User response:** See your system administrator to see what version to run for your location.

---

**ANS5052E** Session rejected: Downlevel server code version.

**Explanation:** The server version and your client version do not match. The server code is downlevel.

**System action:** The current operation is canceled.

**User response:** See your system administrator to see what version to run for your location.

---

**ANS5053W** The operation was stopped by the user.

**Explanation:** The operation was stopped at the request of the user. This usually occurs when the 'Q' key is pressed two times.

**System action:** Processing stopped.

**User response:** None.

---

---

**ANS5054E The operating system refused a request for memory allocation.**

**Explanation:** The client requires access to memory in order to store information as processing proceeds. In this case, more memory was requested than the operating system would allocate. Possible reasons include:

- The system is low on memory.
- The process in which the program runs has exceeded the maximum allocated memory.
- Some other error condition occurred. No memory is available.

**System action:** Client cannot complete the requested operation.

**User response:** Close all unneeded applications and try the operation again. If the operation still fails, try dividing the task into several smaller units. For example, if a file specification contains several high-level directories, run the task serially for each directory. If the task is an incremental backup, use the option "-memoryefficientbackup=yes".

---

**ANS5055E File not found during Backup, Archive or Migrate processing. No file specification entered.**

**Explanation:** The file being processed for backup, archive or migrate no longer exists on the client. Another process deleted the file before it could be backed up, archived or migrated.

**System action:** File skipped.

**User response:** None.

---

**ANS5056E The specified directory path could not be found.**

**Explanation:** An invalid or unreachable directory path was specified.

**System action:** Processing stopped.

**User response:** Try the operation again using a valid directory path.

---

**ANS5057E Access to the specified file or directory is denied.**

**Explanation:** Access to the specified file or directory is denied. You tried to read from or write to a file and you do not have access permission for either the file or the directory.

**System action:** Processing stopped.

**User response:** Ensure that you specified the correct file or directory name, correct the permissions, or specify a new location.

---

**ANS5058E No file handles available**

**Explanation:** All file handles for your system are currently in use. No more are available.

**System action:** Processing stopped.

**User response:** Either free some file handles by ending other processes, or modify your system setup to allow for more files to be open at the same time.

---

**ANS5059E The file exists and cannot be overwritten.**

**Explanation:** The file being restored or retrieved exists and cannot be overwritten due to lack of authority or access permissions.

**System action:** The file is skipped.

**User response:** Verify that you have sufficient access permissions to overwrite the file, then try the operation again. If the problem persists, contact your system administrator or administrator for further assistance.

---

**ANS5060E Invalid parameter passed.**

**Explanation:** The system encountered an internal program error due to an invalid parameter.

**System action:** The system returns to the calling procedure.

**User response:** Ask your service representative to check the error log.

---

**ANS5061E An invalid file handle passed.  
Report how you got this system error.**

**Explanation:** An internal system error occurred. A file operation failed because of an invalid file handle.

**System action:** Processing stops.

**User response:** Try the operation again. If the failure persists, obtain a service trace that captures the problem and contact technical support for additional assistance. Your administrator can help you configure the trace.

---

**ANS5062E Disk full**

**Explanation:** Operation has stopped because the destination disk is full.

**System action:** Processing stopped.

**User response:** Free up disk space and retry the operation

---

---

**ANS5083E** Drive specification contains wildcard character.

**Explanation:** Drive name shouldn't contain wildcard character.

**System action:** Wildcarded objects skipped.

**User response:** Use valid drive specification.

---

**ANS5091S** The IBM Spectrum Protect server does not currently have space in the storage pool for this file. This might be a temporary condition.

**Explanation:** This message is typically issued when the storage pool in which the data is being placed does not have sufficient to store the data, but that the space will be available soon. For example, a storage pool migration may free up sufficient space to store the data.

**System action:** Process ends.

**User response:** This is possibly a temporary condition. Try the operation again at a later time. If the error persists, contact your IBM Spectrum Protect administrator, who can examine server console and error logs to locate the cause of the problem.

---

**ANS5092S** Server out of data storage space.

**Explanation:** The server does not have any more space available to store the object.

**System action:** IBM Spectrum Protect ended the current operation.

**User response:** Report to your system administrator that a storage pool on the server is full.

---

**ANS5093S** SLM\_LICENSE\_EXCEEDED: The client licenses for IBM Spectrum Protect are exceeded. See your IBM Spectrum Protect administrator.

**Explanation:** Adding a new enrollment will exceed the product license count for this IBM Spectrum Protect server.

**System action:** The client enrollment or connection request ends.

**User response:** See your IBM Spectrum Protect administrator to delete unused enrollments or negotiate an increase in the number of allowed licenses for your server.

---

**ANS5094E** Session Rejected. Sufficient server memory is not available.

**Explanation:** The server does not have enough memory to allow your client to establish a connection with the server.

**System action:** Session was not started.

---

**User response:** Retry later or see your system administrator.

---

**ANS5122E** The specified filesystem does not exist on the server. The filesystem might have been deleted by another client or an administrator.

**Explanation:** The specified filesystem does not exist on the server. Your administrator might have already deleted the filesystem or another client using your client's node name might have deleted it.

**System action:** IBM Spectrum Protect ends the current operation.

**User response:** The filesystem you selected does not exist any more. See your IBM Spectrum Protect administrator for help in finding how the filesystem was deleted.

---

**ANS5123S** Open registration failed because the specified node name is already defined in the server.

**Explanation:** Open registration failed because a node is defined on the server with the same name.

**System action:** Current operation has been cancelled.

**User response:** Retry with another node name.

---

**ANS5124S** Open registration failed because there is no default domain.

**Explanation:** Open registration failed because a default policy domain does not exist in which to place your node. A default policy domain is required to fully support open node registration.

**System action:** Current operation has been cancelled.

**User response:** See your IBM Spectrum Protect administrator for assistance in registering your node.

---

**ANS5125S** Open registration failed because an invalid node name was specified.

**Explanation:** Open registration failed because the specified node name has invalid characters.

**System action:** Current operation has been cancelled.

**User response:** Retry with another node name that does not have any invalid characters.

---

**ANS5126S** Filespaces with duplicate names are not supported. Unmount the duplicate file space.

**Explanation:** The selected file space has a duplicate volume label. Because IBM Spectrum Protect uses the volume label to keep track of backup/archive information, it cannot back up or archive files from a



file space with a duplicate volume label.

**System action:** IBM Spectrum Protect cannot select the volume.

**User response:** If the file space needs to be available to the system, exit IBM Spectrum Protect, and assign a volume label to the file space. Restart the process and retry the operation. Otherwise, unmount the duplicate file space.

---

**ANS5127I IBM Spectrum Protect has detected an incomplete setup!**  
**The system options file 'dsm.sys' was not found, while the client options file 'file-path' exists!**  
**The wizard will guide you through the configuration process of the initial basic IBM Spectrum Protect client options files replacing your current option file.**  
**Would you like to continue?**

**Explanation:** IBM Spectrum Protect has detected an incomplete setup. The system options file, dsm.sys, was not found. Additionally, a user options file, dsm.opt, was found. To complete the configuration the configuration wizard will create dsm.sys and replace dsm.opt with minimal settings.

**System action:** IBM Spectrum Protect may stop

**User response:** If the current version of dsm.opt is needed, rename the file and restart IBM Spectrum Protect. If the current version is not needed, select yes and allow IBM Spectrum Protect to replace the file.

---

**ANS5128E The management class for this file did not have a backup copy group.**

**Explanation:** For backup operations, a file may only be bound to a management class that has a backup copy group.

**System action:** IBM Spectrum Protect did not back up the file.

**User response:** See your IBM Spectrum Protect system administrator for assistance in finding a management class with the required copy group. The administrator may also define such a management class for you.

---

**ANS5129E The management class for this file did not have an archive copy group specified.**

**Explanation:** For archive operations, a file may only be bound to a management class that has an archive copy group.

**System action:** The file was not archived.

**User response:** See your IBM Spectrum Protect system administrator for assistance in finding a management class with the required copy group. The administrator

may also define such a management class for you.

---

**ANS5130W No filespaces selected for deletion**

**Explanation:** You requested a deletion operation without selecting a client domain.

**System action:** IBM Spectrum Protect cannot perform a deletion without a domain selected.

**User response:** Select the volumes you want to delete and retry the operation.

---

**ANS5132I Filespace deletion canceled by user**

**Explanation:** You requested to cancel the filespace deletion operation.

**System action:** The filespace deletion operation stopped.

**User response:** Continue with normal operations.

---

**ANS5133I Filespace 'filespace' was deleted**

**Explanation:** The specified *filespace* was successfully deleted.

**System action:** IBM Spectrum Protect deleted the filespace.

**User response:** Continue with normal operations.

---

**ANS5134E Unable to delete the filespace because this node does not have permission to delete archived or backed up data.**

**Explanation:** You tried to delete a filespace that you do not have permission to access.

**System action:** Processing stopped.

**User response:** Ensure that you specify the correct filespace, or specify a filespace you have access to.

---

**ANS5135I Archive delete stopped by user**

**Explanation:** You requested to stop the archive delete operation.

**System action:** Archive delete stopped.

**User response:** Continue with normal operations.

---

**ANS5138I Archive delete completed**

**Explanation:** An archive delete was completed.

**System action:** IBM Spectrum Protect deleted the archived files.

**User response:** Continue with normal operations.

---

**ANS5139E** Your node does not have permission to delete archived files.

**Explanation:** Your node is registered at the server with the ARCHDELETE option set to 'NO'. Therefore your node is not allowed by the server to delete archived files.

**System action:** Archived files were not deleted.

**User response:** See your IBM Spectrum Protect system administrator. The administrator has authority to delete archived files, and can also grant that authority to your node.

---

**ANS5145W** Server cannot restart the last restore request. Do you want to restore without restart?

**Explanation:** The restart restore token has expired. The server cannot restart the restore from where it last ended.

**System action:** Processing stopped; waiting for user intervention.

**User response:** Retry the request without restart or abort the request.

---

**ANS5146W** You cannot perform this operation while accessing data for another node. Do you wish to switch back to accessing your own node?

**Explanation:** The user cannot perform the selected operation while accessing another users data.

**System action:** Processing stopped; waiting for user intervention.

**User response:** Answer "Yes" to switch back to accessing the server as the original node.

---

**ANS5148W** The server needs to do a one-time conversion of your archive data before you can continue. This operation may take a long time, and cannot be canceled once it has started. Are you willing to wait for the conversion to complete?

**Explanation:** The server must do a conversion of the archive data before continuing. The conversion could take a long time, and cannot be canceled once it is started.

**System action:** Processing stopped; waiting for user intervention.

**User response:** Answer "Yes" to start the archive data conversion. If you answer "No", the current operation will be canceled.

---



---

**ANS5150E** An active restore for the same source file specification exists. Unable to continue with this request.

**Explanation:** Currently, there is an active restore for the same source file specification. Another restore of the same source file specification cannot be started.

**System action:** The requested restore fails.

**User response:** Start another restore with a different source file specification.

---

**ANS5151S** This node currently has a pending restartable restore session. The requested operation cannot complete until this session either completes or is canceled.

**Explanation:** This operation can not be completed because a restartable restore session is pending. The operation is not allowed because the restartable session and the current operation affect the same file space.

**System action:** IBM Spectrum Protect ended the current operation.

**User response:** Issue the Query Restore command to view a list of your restartable restore sessions in the server database. Issue the Cancel Restore command to cancel any unneeded restartable restore sessions.

---

**ANS5152S** Session Rejected: The server is not licensed for this platform type. See your IBM Spectrum Protect administrator.

**Explanation:** The server license governs the types of client that can connect to it. The license for this server does not include the requesting client type.

**System action:** The client enrollment or connection request ends.

**User response:** See your IBM Spectrum Protect administrator who must upgrade the server license to accept your client type.

---

**ANS5153E** Session Rejected: The server does not allow a signon as a Unicode enabled client.

**Explanation:** The client cannot establish a connection to the server because of a unicode enabling mismatch between server and client.

**System action:** Session was not started.

**User response:** See your system administrator immediately.

---

---

**ANS5154I File is implicitly excluded**

**Explanation:** You tried to back up or migrate a file that is implicitly excluded.

**System action:** IBM Spectrum Protect will not back up or migrate an implicitly excluded file.

**User response:** None.

---

**ANS5155E The valid password is not available. The IBM Spectrum Protect administrator for your system must run IBM Spectrum Protect and enter the password to store it locally.**

**Explanation:** The file containing the stored password for the specified server is unavailable.

**System action:** Process ends.

**User response:** The system administrator for your system must set and store a new password.

---

**ANS5158S Filespace deletion is in progress. Try again later.**

**Explanation:** The filespace is in the process of being deleted.

**System action:** IBM Spectrum Protect cannot complete the requested operation.

**User response:** Try the operation again later. If the filespace was being deleted, it could take awhile for it to complete. If the problem continues, report the problem to your system administrator.

---

**ANS5164E Backup or archive of drives with duplicate volume labels is not allowed.**

**Explanation:** You tried to back up or archive a drive that has a duplicate volume label. Because IBM Spectrum Protect uses the volume label to keep track of backup or archive information, it cannot back up or archive files from a drive with a duplicate volume label.

**System action:** IBM Spectrum Protect cannot select the drive for backup or archive operations.

**User response:** If the volume needs to be available to the system, exit IBM Spectrum Protect and assign a unique volume label to the drive. Restart IBM Spectrum Protect and try the operation again.

---

**ANS5165E Drive has no volume label. Backup/Archive not allowed.**

**Explanation:** You tried to backup or archive a drive that has no volume label.

**System action:** IBM Spectrum Protect rejected the selected drive.

---

**User response:** If the drive is a floppy drive, place a disk with a volume label in it and retry the operation. If the disk is a hard drive, ensure the drive has a volume label, and retry the operation.

---

**ANS5176W The requested virtual machine operation cannot be performed because a virtual machine backup or restore operation is already in progress. Please retry the operation after the first operation completes.**

**Explanation:** A virtual machine operation is already in progress, so the requested virtual machine operation cannot be performed until the first operation completes.

**System action:** Processing stops

**User response:** Wait for the first virtual machine operation to complete, and then restart the current request.

---

**ANS5177E Client-side deduplication and server-initiated sessions are mutually exclusive.**

**Explanation:** Conflicting options SESSIONINIT=serveronly and DEDUPLICATION=yes were specified. This combination is not allowed.

**System action:** Processing stops.

**User response:** Use client-initiated sessions or disable client-side deduplication

---

**ANS5178E Restart of the RSM service failed. Restart the RSM service manually.**

**Explanation:** RSM database files have been restored from the IBM Spectrum Protect server and imported. The client has tried to restart the RSM service on the user's behalf but has run into a problem.

**System action:** Processing stopped.

**User response:** Restart the RSM service manually.

---

**ANS5179E Client is unable to continue. Exiting program.**

**Explanation:** Client ran into a problem and is unable to continue. This error message is usually preceded by other error messages. Resolve those errors and try again.

**System action:** Program terminates.

**User response:** Fix the problem(s) that preceded this message and then restart the client.

---

---

**ANS5181E Invalid selection; A specific backup set must be selected.**

**Explanation:** A selection was made that might result in multiple backup sets being restored at the same time, but restoring multiple backup sets at the same time is not supported.

**System action:** The backup set restore was not performed.

**User response:** Select a specific backup set to be restored.

---

**ANS5182E Multiple backup sets can not be restored at the same time.**

**Explanation:** Multiple backup sets were selected to be restored, but restoring multiple backup sets at the same time is not supported.

**System action:** The backup set restore was not performed.

**User response:** Select a specific backup set to be restored.

---

**ANS5183W Objects of different types cannot be restored at the same time.**

**Explanation:** Restoring objects of different types is not allowed. For example, restoring Backup Sets and regular file objects at the same time is not possible.

**System action:** No processing takes place.

**User response:** Select objects of the same type to perform restore operation.

---

**ANS5184E Illegal Operation On Following Object:**  
*object*

**Explanation:** Requested operation cannot be performed on this object.

**System action:** This object will be skipped.

**User response:** Try another operation on this object, or try the same operation on another object.

---

**ANS5186E Server is downlevel, System Services and System State backup disabled for this session.**

**Explanation:** The operation cannot be performed because server version is downlevel.

**System action:** System Service and System State backup is disabled for this session.

**User response:** Must use level 5.2.0 or higher server.

---



---

**ANS5187E Unable to set SHAREAS extended attribute for file:**  
*'pathname'*  
**Return code:** 'returncode' 'strerror'  
**Reason code:** 'reasoncode'

**Explanation:** You must be the file owner or have superuser authority.

**System action:** File processed without setting attribute.

**User response:** The attribute must be set manually.

---

**ANS5188E Periodic Full plus Incremental VM backups have been deprecated. Please use Incremental Forever Full or Incremental Forever Incremental to perform virtual machine backups.**

**Explanation:** Periodic Full plus Incremental virtual machine backups have been deprecated.

**System action:** Processing stops

**User response:** Restart the virtual machine backup and use Incremental Forever Full or Incremental Forever Incremental instead for the backup mode.

---

**ANS5189E Online SystemState restore has been deprecated. Please use offline WinPE method for performing system state restore.**

**Explanation:** Online SystemState restore has been deprecated.

**System action:** Processing stops

**User response:** Perform the system state restore using offline WinPE method.

---

**ANS5191E NT Active Directory is not online. Offline backup is not supported.**

**Explanation:** NT Active Directory is not online when performing a backup operation. Offline backup is not supported.

**System action:** Processing stopped.

**User response:** Reboot computer and turn on Active Directory, and try the operation again.

---

**ANS5192E NT Active Directory is online. Online restore is not supported.**

**Explanation:** NT Active Directory is online when performing a restore operation. Online restore is not supported.

**System action:** Processing stopped.

**User response:** Reboot computer and enter Active Directory repair mode, then try the operation again.

---

---

**ANS5193E Certificate Services is not online. Offline backup is not supported.**

**Explanation:** Certificate Services is not online when performing a backup operation. Offline backup is not supported.

**System action:** Processing stopped.

**User response:** Start Certificate Services and try the operation again.

---

**ANS5194E Certificate Services is online. Online restore is not supported.**

**Explanation:** Certificate Services is online when performing a restore operation. Online restore is not supported.

**System action:** Processing stopped.

**User response:** Stop Certificate Services and try the operation again.

---

**ANS5196W Invalid encryption key password entered.**

**Explanation:** The encryption key password supplied does not meet the IBM Spectrum Protect requirements. This key can be up to 63 bytes in length and include the following characters: A-Z Any letter, A through Z, uppercase or lowercase 0-9 Any number, 0 through 9 + Plus . Period \_ Underscore - Hyphen & Ampersand

**System action:** IBM Spectrum Protect allows you to try again.

**User response:** Enter the correct encryption key password.

---

**ANS5201E The specified function is not implemented**

**Explanation:** The specified function is not implemented.

**System action:** Processing stopped.

**User response:** Correct the command and retry the operation.

---

**ANS5202I One or more system objects were excluded from processing by entries in the include-exclude list.**

**Explanation:** One or more system objects were excluded from processing by entries in the include-exclude list and the client did not process them.

**System action:** Excluded objects skipped.

**User response:** None.

---

**ANS5204W Only one backup set may be selected for restore.**

**Explanation:** Restoring multiple backup sets is not allowed. Only one backup set may be selected and restored.

**System action:** No processing takes place.

**User response:** Only one backup set may be selected for restore.

---

**ANS5208E An invalid date or time was entered.**

**Explanation:** An invalid date or time value was entered. Either the syntax of the value was not correct, or an actual value (for example, "45" for month) was invalid.

**System action:** Processing stops.

**User response:** Identify and correct the invalid date or time value. Refer to the user's guide of the corresponding platform for the correct date syntax.

---

**ANS5209E System Volume backup failed.**

**Explanation:** IBM Spectrum Protect encountered an error while backing up files of the Windows 2000 System Volume

**System action:** Processing stopped.

**User response:** Examine the Windows 2000 File Replication Service Event log to insure the system volume was successfully initialized. Restart the service and retry the backup operation

---

**ANS5210E System Volume restore failed.**

**Explanation:** IBM Spectrum Protect encountered an error while restoring files of the Windows 2000 System Volume

**System action:** Processing stopped.

**User response:** Examine the Windows 2000 File Replication Service Event log to insure the system volume was successfully initialized. Restart the service and retry the restore operation.

---

**ANS5211E The cluster service is offline. The cluster service must be online to perform an authoritative cluster database restore operation.**

**Explanation:** The cluster service must be online to restore the cluster database. IBM Spectrum Protect tried to start the service and failed. It is possible that an authoritative restore cannot be done.

**System action:** Processing stops.

**User response:** Start the cluster service and retry the operation.

---

**ANS5212E**    **An error occurred while trying to rename file space.**

**Explanation:** This operation can not be completed because the file space could not be renamed.

**System action:** IBM Spectrum Protect ended the current operation.

**User response:** Contact system administrator for more information.

---

**ANS5215E**    *function-type* **is not allowed on object 'object'.**  
**Object is not sent to the server.**

**Explanation:** The operation could not be performed on this object. For example, if this is an image operation, the selected path is a file or a directory and therefore is not a valid object for image operations.

**System action:** This object is skipped.

**User response:** Verify that the object named is of a type supported by the command. For example, if a filespace name is required but a directory name was given, change the name so it includes only the filespace name.

---

**ANS5216E**    **Could not establish a TCP/IP connection with address 'tcp-addr:tcp-port'. The TCP/IP error is 'tcp-err-string' (errno = errno).**

**Explanation:** A TCP/IP connection was attempted with a server or agent program and failed.

**System action:** Processing stops.

**User response:** Ensure that the target TCP/IP address and port number is correct. Check to ensure that a IBM Spectrum Protect server or agent has been started at the target TCP/IP address and is configured to listen at the port listed in the message.

---

**ANS5217E**    **Your node does not have permission to delete backed up files.**

**Explanation:** You cannot delete backed up files unless your IBM Spectrum Protect administrator has authorized your node to do so.

**System action:** IBM Spectrum Protect does not delete the backed up files.

**User response:** Use the DSMC QUERY SESSION command to verify your authorization. Ask your IBM Spectrum Protect administrator to provide the necessary authorization.

---



---

**ANS5219W**    **Objects of different groups cannot be restored at the same time.**

**Explanation:** Restoring objects of different groups is not allowed.

**System action:** No processing takes place.

**User response:** Select objects of the same group to perform restore operation.

---

**ANS5222E**    **The archive description exceeds 254 characters.**

**Explanation:** IBM Spectrum Protect places a maximum length of 254 characters on the archive description.

**System action:** processing stops.

**User response:** Issue the command again and specify a shorter valid archive description.

---

**ANS5224W**    *Error error code* **encountered while reverting to the restored snapshot.**

**Explanation:** After the virtual machine disks are restored, the virtual machine is reverted to the restored state. The specified error was encountered while performing this revert operation.

**System action:** Processing continues

**User response:** Try powering on the restored virtual machine. If it fails to start, re-try the restore process.

---

**ANS5225W**    *Error error code* **encountered while removing the restored snapshot.**

**Explanation:** After the virtual machine disks are restored, the virtual machine is reverted to the restored state, and the snapshot is removed. The specified error was encountered while removing the snapshot.

**System action:** Processing continues

**User response:** Try powering on the restored virtual machine. If it fails to start, re-try the restore process.

---

**ANS5226E**    **The virtual machine backup operation failed.**

**Explanation:** The virtual machine backup operation failed. Check the error log for details on why the operation failed.

**System action:** Processing stops

**User response:** Review the console output and error logs for the details on the problem. Fix any issues and restart the operation.

---

---

**ANS5227E** IBM Spectrum Protect detected an error where both a snapshot name was specified, and a request to create a snapshot were specified.

**Explanation:** Either a snapshot name should be specified, or a request for IBM Spectrum Protect to create the snapshot should be specified, but not both.

**System action:** Processing stops.

**User response:** This is an internal error and should be reported to your service representative.

---

**ANS5228E** A backup VM operation failed because VM\_MAXPARALLEL was reduced to 1 and the client still cannot obtain a server mount point.

**Explanation:** During a parallel backup operation, concurrent backup sessions required additional server mount points to perform the backups in parallel. The client attempted to obtain the additional mount points, but the client requests exceeded the number of mount points (MAXNUMMP) defined for the node. In an effort to make the backup occur, the client reduced the VM\_MAXPARALLEL option to 1, but was still unable to obtain a mount point. The backup operation was stopped.

**System action:** The backup operation was stopped

**User response:** Check the console or schedule log for additional information. Retry the operation at a later time. Ensure VM\_MAXPARALLEL is set to a value less than or equal to MAXNUMMP.

---

**ANS5229E** The Snapshot is already mounted for backup '*backup-name*'.

**Explanation:** The Snapshot is currently mounted on the local machine or a remote machine. No mount operation on the snapshot will be allowed until it has been unmounted.

**System action:** Processing stops

**User response:** See the dsmserror.log file for further details.

---

**ANS5230E** The Snapshot is already imported to the local system for backup '*backup-name*'.

**Explanation:** The Snapshot is currently imported on the local machine. This may be because the Snapshot is in use or it was not created with the Import VSS snapshots only when needed feature enabled.

**System action:** Processing stops

**User response:** Remote Mount operation not allowed on snapshots that are currently imported.

---



---

**ANS5231E** VMDK size reported by VMware vSphere API is different than actual size of vmdk file. Reissue the restore command with the testflag -VMRESTORE\_INCVMDKSIZE.

**Explanation:** VMDK size reported by VMware vSphere API for virtual machine configuration is different than actual size of vmdk file. This can be the result of running a storage alignment tool on vmdk files before backup.

**System action:** Restore processing stops.

**User response:** Reissue the restore command with the testflag -VMRESTORE\_INCVMDKSIZE.

---

**ANS5232I** The virtual machine backup operation was skipped.

**Explanation:** The virtual machine backup operation was skipped. Check the error log for details on why the operation was skipped.

**System action:** Processing of the virtual machine is skipped

**User response:** Review the console output and error logs for the details.

---

**ANS5233E** The directory cannot be found in the specified backup. The top-level directory is displayed.

**Explanation:** An invalid or unreachable directory path was specified.

**System action:** The top-level directory is displayed instead.

**User response:** Select a valid directory and change the backup again.

---

**ANS5234E** The system cannot connect to the virtual machine or the machine is powered off. If the problem persists, contact your administrator.

**Explanation:** The virtual machine is powered off or the Windows domain administrator credentials is not correct.

**System action:** Processing stops.

**User response:** Ensure that the virtual machine is powered on. Use dsmsc SET PASSWORD -type=DOMAIN 'domain\userid' 'password' to update the Windows domain credentials. Then, try the operation again.

---

---

**ANS5235E** The virtual machine cannot be reached or a firewall is blocking the connection to the machine.

**Explanation:** The file restore interface cannot reach the virtual machine or a firewall is blocking the connection.

**System action:** Processing stops.

**User response:** Ensure that the virtual machine is powered on. If the virtual machine is powered on, review the firewall rules to ensure that the correct ports are opened. Also ensure that the virtual machine host name and TCP/IP address are resolving in the DNS server and there are no network issues.

---

**ANS5236E** You do not have permission to restore the file to the destination folder.

**Explanation:** The user does not have permission to restore files to the selected destination.

**System action:** Processing stops.

**User response:** Ensure that the user has proper permissions to restore files to selected location.

---

**ANS5237E** File Restore is not set up correctly or the virtual machine cannot be reached. Contact your administrator for assistance.

**Explanation:** The user is unable to log in to the file restore interface due to one of the following reasons:

- The configuration of File Restore is incorrect because the Windows domain credentials do not have the correct permissions.
- The virtual machine is powered off or a firewall is blocking the connection.
- A network issue.

**System action:** Processing stops.

**User response:** The administrator can take the following actions to correct the problem:

- Ensure that the Windows domain credentials provided in the configurations notebook has the correct permissions to connect to the virtual machine.
- Ensure that the virtual machine is powered on and any firewall has been updated to allow connections from the mount proxy machine.
- Ensure that the mount proxy machine is able to connect to the virtual machine manually to ensure there is no networking issue.

---

**ANS5238E** Cannot get list of Linux block devices on the Linux mount proxy machine.

**Explanation:** The Linux command blkid to get the list of block devices fails.

**System action:** The operation stops.

**User response:** Check that the blkid Linux command is working correctly on the Linux mount proxy machine.

---

**ANS5239E** Cannot add the disk flat file 'flat file' because no free loop devices are available on the Linux mount proxy machine.

**Explanation:** Some Linux machines have a limited number of loop devices. For file restore operations of a local snapshot, it is required that each Linux proxy machine have a free loop device for each volume to mount.

**System action:** The file restore operation stops.

**User response:** Increase the number of loop devices on the Linux mount proxy machine or install the Linux mount proxy on a Linux distribution where the number of loop devices is not limited.

---

**ANS5240E** Setting up device mappings for the disk flat file 'flat file' by using the kpartx command on the Linux mount proxy machine failed with rc 'rc'.

**Explanation:** A failure occurred trying to create devices with the Linux utility command kpartx.

**System action:** The file restore operation stops.

**User response:** Check that the kpartx Linux command is working correctly on the Linux mount proxy machine.

---

**ANS5241E** Mounting block device 'device\_name' to 'mount-point' failed with rc 'rc'.

**Explanation:** A file restore operation was unable to mount the original block device on the Linux mount proxy. The mount command on the Linux mount proxy produced an unexpected error and the related block device was not mounted. The specified volume was skipped.

**System action:** File restore operations continue with the next device.

**User response:** Update the Linux mount proxy OS. This behavior has been observed with LVM on a guest machine with Redhat 7.3 and Redhat 6.5 on the mount proxy.

---

**ANS5242E** Assembling the RAID device 'device' failed with rc 'rc'.

**Explanation:** A failure occurred trying to assemble a RAID device on the Linux mount proxy.

**System action:** Marking device as 'mount\_failed' and continuing the file restore operation.



**User response:** Check the consistency of the RAID device.

---

**ANS5243E**    **Activating LVM device number 'device-number' failed with rc 'rc'.**

**Explanation:** A failure occurred trying to activate LVM device on the Linux mount proxy.

**System action:** Marking device as 'mount\_failed' and continuing the file restore operation.

**User response:** Check the consistency of the LVM device.

---

**ANS5244E**    **It is not possible to detect the original mount points because the etc path cannot be found in any mounted volumes.**

**Explanation:** To detect the original mount points, it is required to read the fstab and mtab files that are present in the etc path.

**System action:** The file restore operation continues.

**User response:** Check that the original virtual machine guest has a valid etc path.

---

**ANS5245W**    **TCPWINDOWSIZE *optionCur* is specified, but exceeds the maximum value allowed by IBM Spectrum Protect. TCPWINDOWSIZE *optionNew* will be used instead.**

**Explanation:** Refer to product manual for more information about the TCPWINDOWSIZE option.

**System action:** The operation continues with the maximum value allowed by IBM Spectrum Protect.

**User response:** Set TCP window size to a value in the allowable range.

---

**ANS5246W**    **TCPWINDOWSIZE *optionCur* is specified, but exceeds the maximum value allowed by the operating system. TCPWINDOWSIZE *optionNew* will be used instead.**

**Explanation:** The specified value is within the range allowed by IBM Spectrum Protect, but the operating system restricts the value to something less.

**System action:** The operation continues with the maximum value allowed by the operating system.

**User response:** Set TCP window size to a value allowed by the operating system.

---

**ANS5247E**    **The configuration for File Restore is not complete. Contact your administrator for assistance.**

**Explanation:** The user is unable to log in to the file restore interface because the Windows domain credentials are missing.

**System action:** Processing stops.

**User response:** The administrator must provide the Windows domain administrator credentials in the File Restore page of the configuration notebook in the Data Protection for VMware vSphere GUI.

---

**ANS5248E**    **It is not possible to detect the original mount points because the original virtual machine guest file system information cannot be read. rc='rc'.**

**Explanation:** To detect the original mount points, it is required to read the fstab file that is present in the etc path.

**System action:** The file restore operation continues.

**User response:** Check that the original virtual machine guest has a valid fstab file.

---

**ANS5249E**    **The virtual machine restore operation failed.**

**Explanation:** The virtual machine restore operation failed. Check the error log for details on why the operation failed.

**System action:** Processing stops

**User response:** Review the console output and error logs for the details on the problem. Fix any issues and restart the operation.

---

**ANS5250E**    **An unexpected error was encountered. IBM Spectrum Protect function name : *function-name*  
IBM Spectrum Protect function : *function-desc*  
IBM Spectrum Protect return code : *TSM-rc*  
IBM Spectrum Protect file : *file-name* (*line-number*)**

**Explanation:** None.

**System action:** Processing stops.

**User response:** Contact the IBM Spectrum Protect administrator with the information provided in this message.

---

**ANS5251E The snapshot provider is not available for this operation.**

**Explanation:** IBM Spectrum Protect was not able to take a snapshot because the snapshot provider is not available.

**System action:** Processing stopped.

**User response:** If you are attempting an operation using the Microsoft Volume Shadow Copy service make sure that Volume Shadow Copy service is installed on the system and also ensure that the IBM Spectrum Protect snapshot plugin "pivss.dll" is present.

---

**ANS5252E IBM Spectrum Protect attempted to execute a system command which failed.  
command : *command*  
rc : *rc***

**Explanation:** IBM Spectrum Protect needed to execute a system command in conjunction with a snapshot operation.

**System action:** Processing stops.

**User response:** See your system administrator.

---

**ANS5253W The system could not create Volume Shadow Copy Services staging directory '*dir*'.**

**Explanation:** The system was unable to create a user-specified location for the Volume Shadow Copy Services staging area. The default staging area on the system drive will be used instead.

**System action:** Processing continues.

**User response:** Check the option to specify the staging area for Volume Shadow Copy Services operations and specify a valid location.

---

**ANS5254E The Volume Shadow Copy Services snapshot plugin 'pivss.dll' was not found.**

**Explanation:** The system cannot find the VSS snapshot plugin 'pivss.dll' in any of the plugin locations.

**System action:** Processing stops.

**User response:** Check the IBM Spectrum Protect installation to ensure the plugin was installed correctly.

---

**ANS5255E Unable to copy local file '*local-file*' to remote location '*remote-file*'.**

**Explanation:** An attempt to transfer a file to a remote system failed..

**System action:** Processing stops.

**User response:** Ensure that the directory path on the remote system exists and that the IBM Spectrum

Protect application has the proper authority to write to that location.

---

**ANS5256W Cannot find the original mtab file.**

**Explanation:** To detect the original mount points, it is required to read the original mtab information. In some Linux distributions, the mtab file could be a symbolic link to /proc/self/mounts that could interfere with the Linux mount proxy.

**System action:** The file restore operation continues.

**User response:** Check that the original virtual machine guest has a valid mtab file.

---

**ANS5257E The volume '*volume*' does not support the requested VSS operation.**

**Explanation:** The volume does not support the requested VSS operation. Some reasons for this error include the following conditions:

- For off-load backup requests, a hardware provider cannot be found
- For off-load backup requests, the provider does not support transportable media
- For local backup requests, the provider does not support persistent snapshots
- For backup requests of Hyper-V virtual machines that are located on the volume with a Cluster Shared Volume File System and the VSSUSESYSTEMPROVIDER option is set to YES

**System action:** Processing stops.

**User response:** Try the backup again, and use a supported backup destination. If you are backing up Hyper-V VMs and the VSSUSESYSTEMPROVIDER option is set to YES, try the operation again, with the VSSUSESYSTEMPROVIDER option set to NO.

---

**ANS5258E Microsoft volume shadow copy snapshot initialization failed.**

**Explanation:** IBM Spectrum Protect encountered an error while initializing the Microsoft Volume Shadow Copy Service for backup or restore. The IBM Spectrum Protect error log and Windows event log can contain additional information about this error.

**System action:** IBM Spectrum Protect stops the operation.

**User response:** Try the operation again. If the error persists, review the IBM Spectrum Protect error log and Windows event log for information related to this error. Use the Windows command VSSADMIN LIST WRITERS to determine the status of the Volume Shadow Copy service. Reboot the machine to clear the volume shadow copy error state. If the system is a Domain Controller and the Active Directory service is stopped, restart the Active Directory service.

---

**ANS5259W** Failed to update volume '*volume*' for read-write access used for '*volume*'.

**Explanation:** Changing the volume to read-write access requires exclusive access to the volume. If the volume is opened by any application, this operation will fail.

**System action:** Processing continues.

**User response:** Close all the applications using the volumes and use operating system's interface to mount failed volume for read-write access.

---

**ANS5260W** Restore object '*volume*' has volume either source '*volume*' or target '*volume*' volume that has already been selected for restore from a different snapshot volumes. It will be restore using file-level copy.

**Explanation:** This error can occur when multiple objects are selected for snapshot restore and have data overlapping on the volumes and were selected for restore from different backup versions. Snapshot restore can only be performed from one local backup.

**System action:** The restore object identified in the message will be restored using the file-level copy after snapshot restore is completed.

**User response:** Retry the restore of identified object separately for faster restore using snapshot.

---

**ANS5261W** An attempt to create a snapshot has failed.  
Another attempt will be made to create the snapshot in *number* seconds.

**Explanation:** An attempt to create a snapshot has failed with a retryable error. The program will wait for a short time and retry the operation.

**System action:** None.

**User response:** Check the IBM Spectrum Protect error logs for additional information.

---

**ANS5262I** Snapshot restore will failover to file-level copy from snapshot volume.

**Explanation:** Snapshot restore is not possible due to an error at this time. IBM Spectrum Protect will automatically fail over to other restore method to complete the restore operation.

**System action:** Processing continues.

**User response:** Check the error log for more information from messages preceding this one to identify the error condition.

---

**ANS5263E** Snapshot module for '*snapshot provider*' failed with error '*error msg*'.

**Explanation:** The snapshot module for identified snapshot provider failed to perform the operation and returned with the identified error.

**System action:** Restore may automatically failover to alternate restore method 'file-level copy from snapshot volume' if possible. Otherwise, processing stops.

**User response:** Check the error log for more information from messages preceding this one. Use snapshot provider interface to identify and correct the problem.

---

**ANS5264W** No snapshot plugin found for '*snapshot provider*' snapshot provider.

**Explanation:** The snapshot restore requires a plugin for the specified snapshot provider type. The plugin must be installed under IBM Spectrum Protect directory.

**System action:** Restore will failover to alternate restore method of 'file-level copy from snapshot volume'.

**User response:** Contact your IBM Spectrum Protect administrator to obtain and install the required plugin module.

---

**ANS5265W** Snapshot restore has already been initialized using '*snapshot provider*' provider module. Another module for '*snapshot provider*' provider can not be loaded at the same time for restore of '*object name*'.

**Explanation:** This error occurs when restoring multiple LOCAL backup objects that were created using different snapshot providers. Snapshot restore can only be done using one snapshot interface.

**System action:** Restore will failover to file-level copy restore from snapshot volume.

**User response:** If snapshot restore is desired for the object identified in the message, restore it using a separate command.

---

**ANS5266E** File-level copy restore of '*object name*' failed.

**Explanation:** Data files could not be copied from the local backup to their destination, causing restore to fail.

**System action:** Processing continues to another object, if multiple objects are selected for restore.

**User response:** Check the error log for more information from messages preceding this one.

---

**ANS5267E** Disk Mapper module failed for the operation.

**Explanation:** An underlying IBM Spectrum Protect operation has failed to perform the operation due to a system error.

**System action:** Processing stops.

**User response:** Check the error log for more information from messages preceding this one to identify cause of the failure. Contact IBM Spectrum Protect administrator for more information.

---

**ANS5268W** The Microsoft Volume Shadow Copy Services writer '*name*' current state (*state*) is not valid for the current operation.

**Explanation:** None.

**System action:** The system will retry the operation automatically after thirty seconds up to three times to allow the writer to return to the proper state. If after three attempts the writer is still in the incorrect state, the operation will fail.

**User response:** Determine if there are other Volume Shadow Copy Services operations that are occurring concurrently with the current operation.

---

**ANS5269E** The Microsoft Volume Shadow Copy Services writer '*name*' current state (*state*) is not valid for the current operation or cannot be determined. The last error reported is '*error*'.

**Explanation:** None.

**System action:** Processing stops.

**User response:** Check the Microsoft event log to determine if there are any problems with the writer.

---

**ANS5270E** A VSS restore request with timestamp '*time1*' conflicts with a restore request with timestamp '*time2*'

**Explanation:** A VSS restore request was issued which requires restoring multiple components which reside in VSS backup documents with different backup timestamps. For example, a user backs up Exchange storage group STG1 on Monday and Exchange storage group STG2 on Tuesday. On Wednesday, the user tries to restore STG1 and STG2.

**System action:** Processing stops.

**User response:** Resubmit the restore request as separate requests for each component. For example, if you receive this error trying to restore Exchange storage groups STG1 and STG2, resubmit a restore request for storage group STG1 and a separate restore request for storage group STG2.

---

**ANS5271E** A Microsoft Volume Shadow Copy Services writer is in an invalid state before snapshot initialization.

**Explanation:** None.

**System action:** Processing stops.

**User response:** See the IBM Spectrum Protect error logs for additional information.

One of the VSS writers is in an invalid or unexpected state. Try the command "vssadmin list writers" and check the state of VSS writers. Writers must be in STABLE state before IBM Spectrum Protect can continue with VSS operations. Some of the writers can recover automatically from minor errors. In most cases, restarting a writer solves the problem. The easiest way to restart writers is to restart the operating system. It is possible to restart the specific service that implements a VSS writer, but it is difficult to determine which service to restart.

---

**ANS5272E** A Microsoft Volume Shadow Copy Services writer is in an invalid state after snapshot initialization.

**Explanation:** None.

**System action:** Processing stops.

**User response:** See the error log for additional information.

---

**ANS5273E** A Microsoft Volume Shadow Copy Services writer is in an invalid state after taking a snapshot.

**Explanation:** None.

**System action:** Processing stops.

**User response:** See the error log for additional information.

---

**ANS5274E** A Microsoft Volume Shadow Copy Services writer is in an invalid state after backup completion.

**Explanation:** None.

**System action:** Processing stops.

**User response:** See the error log for additional information.

---

**ANS5275E** A Microsoft Volume Shadow Copy Services writer is in an invalid state before restore initialization.

**Explanation:** None.

**System action:** Processing stops.

**User response:** See the error log for additional information.

---

**ANS5276E** A Microsoft Volume Shadow Copy Services writer is in an invalid state after preparing for a restore operation.

**Explanation:** None.

**System action:** Processing stops.

**User response:** See the error log for additional information.

---

**ANS5277E** A Microsoft Volume Shadow Copy Services writer is in an invalid state after restore termination.

**Explanation:** None.

**System action:** Processing stops.

**User response:** See the error log for additional information.

---

**ANS5278W** Cannot detect all the original mount points because the number of standard devices mounted '*device-number*' is different than the number of standard devices found in fstab and mtab files '*device-number*'.

**Explanation:** This is a requisite for the recognition of the standard devices.

**System action:** The file restore operation continues.

**User response:** Check that the devices are correct in the fstab and mtab of the virtual machine guest.

---

**ANS5279E** Error processing '*filename*': file not found.

**Explanation:** The file being processed for backup, archive, or migrate, no longer exists on the client. Another process deleted the file before it was backed up, archived, or migrated by IBM Spectrum Protect.

**System action:** Processing stops.

**User response:** None.

---

**ANS5280E** Object enumeration from a file set or file list failed.

**Explanation:** For more information, see the IBM Spectrum Protect client error log. This message is always accompanied by error log message ANS5279E if the object was not found or by ANS5250E for other causes, for example, access was denied. These messages identify the object in question.

**System action:** Processing stopped.

**User response:** See the user response based on other messages in the client error log.

---

**ANS5281E** A remote backup failure has occurred.  
 remote node name : *node*  
 remote address : *address*  
 multi-node name : *multi-node*  
 error message : *msg* return code : *rc*

**Explanation:** For more information, see the IBM Spectrum Protect client error log on the remote system.

**System action:** Processing stopped.

**User response:** See the user response based on other messages in the client error log.

---

**ANS5282E** A remote backup failure has occurred.

**Explanation:** For more information, see the IBM Spectrum Protect client error log.

**System action:** Processing stopped.

**User response:** See the user response based on other messages in the client error log.

---

**ANS5283E** The operation was unsuccessful.

**Explanation:** None.

**System action:** Processing stopped.

**User response:** See the user response based on other messages in the client error log.

---

**ANS5284I** IBM Spectrum Protect has detected an incomplete setup!  
 The client options file '*dsm.opt*' was not found, while the system options file '*file-path*' exists!  
 The wizard will guide you through the configuration process of the initial basic IBM Spectrum Protect client options files replacing your current option file.  
 Would you like to continue?

**Explanation:** IBM Spectrum Protect has detected an incomplete setup. The user options file, *dsm.opt*, was not found. Additionally, a system options file, *dsm.sys*, was found. To complete the configuration the configuration wizard will create *dsm.opt* and replace *dsm.sys* with minimal settings.

**System action:** IBM Spectrum Protect may stop

**User response:** If the current version of *dsm.sys* is needed, rename the file and restart IBM Spectrum Protect. If the current version is not needed, select yes and allow IBM Spectrum Protect to replace the file.

---

**ANS5285E** The Microsoft Volume Shadow Copy Services (VSS) backup XML document is not valid for restore. For more information, see the client error log.

**Explanation:** Microsoft has released a Volume Shadow

Copy Services (VSS) update in the following operating system versions:

- Windows 2003 update rollup package KB940349
- Windows Vista Service Pack 1

This new VSS fix packages causes VSS to generates .xml control files in a format which is not compatible with the earlier versions of VSS. This error can occur when a system state restore is being performed from a base operating system level which does not have the VSS fixes applied and the system state backup files were created by an operating system level that did have the VSS fixes applied.

**System action:** Processing stops.

**User response:** The restore procedure for Windows system state requires that the operating system version and service pack level used to initiate the restore be at the same operating system and service pack level used to create the system state backup. In addition note the following:

- On Windows 2003 systems you must also apply the VSS rollup package KB940349 prior to performing the System state restore.
- On Windows Vista you must apply the same service pack that was installed at the time of backup prior to performing the system state restore.

---

**ANS5286I    The VSS Instant Restore operation was successful but some existing VSS snapshots have been deleted by the VSS provider.**

**Explanation:** A successful VSS Instant Restore operation was performed for snapshot volumes that were in a dependent relationship. In order for the restore process to succeed, it was necessary to remove the snapshot volumes causing the dependency. Those snapshot volumes typically represent newer snapshot backups. This forced IBM Spectrum Protect to remove the backups that included the deleted snapshots. This situation is typical when using SAN Volume Controller (SVC) space-efficient volumes that have multiple snapshots.

**System action:** Processing continues.

**User response:** None.

---

**ANS5287W    VSS restore operation will be performed using VSS Fast Restore because the XIV VSS Hardware Provider is at level 2.2.2.**

**Explanation:** XIV VSS Hardware Provider 2.2.2 has issues with VSS Instant Restore. Please update the XIV VSS Hardware Provider to version 2.2.3, or later.

**System action:** Processing continues.

**User response:** Update XIV VSS Hardware Provider to version 2.2.3, or later.

---

**ANS5288W    Test flag DISCARDZEROFILEDATA enabled. Discarding data for zero length object *file-name***

**Explanation:** During the restore of a zero length file or directory, data was decompressed. This data could be Extended Attributes, Alternate Streams, or ACL data. By default this data is restored. Because the DISCARDZEROFILEDATA test flag is set the data is discarded.

**System action:** The data is discarded and processing continues

**User response:** Note the file or directory name in this message and determine if the discarded data needs to be reset through some other means.

---

**ANS5289W    The sequence of the devices is not correct and it is not possible to identify all the original mount points. The volume '*volume*' is not consistent. The detection of the original mount points is stopped.**

**Explanation:** The correct order of the devices is required for the recognition of the standard devices.

**System action:** The detection of the original mount points is stopped. The file restore operation continues.

**User response:** Check that the devices are correct in the fstab and mtab files of the virtual machine guest.

---

**ANS5290W    Devices of type '*device\_type*' are not supported. Skipping device '*device\_name*'.**

**Explanation:** The device detected is not supported.

**System action:** The device for the target virtual machine is not mounted. The operation continues.

**User response:** Use a different type of device on the guest machine. Only ext2,ext3,ext4,xfs, btrfs and reiserfs are supported devices.

---

**ANS5291E    An error occurred while attempting to delete the temporary linked clone virtual machine '*linked clone name*' (*rc*=*return code*). Check if this virtual machine still exists and delete it manually.**

**Explanation:** It was not possible to delete the linked clone virtual machine. This temporary virtual machine was created for file restore purposes to mount a local snapshot. This virtual machine may have been manually renamed, or accidentally modified or deleted.

**System action:** The file restore cleanup operation continues.

**User response:** Check if this virtual machine still exists and delete it manually.

---

**ANS5292E** A valid password file was not found for server '*server-name*'. The administrator for your system must run the backup-archive client and enter the password to store it locally. Additionally, the administrator needs to give the non-administrative user read access to the password file.

**Explanation:** The file containing the stored password for the specified server *server-name* is unavailable.

**System action:** Processing ends.

**User response:** The administrator for your system must set and store a new password and make the password file readable by the non-administrative user.

---

**ANS5293E** A valid password file was found for server '*server-name*', but it does not have read access granted to non-administrative users. The administrator for your system needs to change the password files to allow non-administrative users to read the files or the user needs to become an authorized user.

**Explanation:** The file containing the stored password for the specified server *server-name* is not readable by non-administrative users.

**System action:** Processing ends.

**User response:** The administrator for your system must set the password files to be readable by the non-administrative user.

---

**ANS5294E** The current user is not an IBM Spectrum Protect Authorized user. You must be an IBM Spectrum Protect Authorized user to perform the current operation.

**Explanation:** In order to perform normal IBM Spectrum Protect operations you must be an Authorized user. Please refer to the 'IBM Spectrum Protect UNIX and Linux Backup-Archive Clients Installation and User's Guide' for details configuring your environment to allow the system user to become an IBM Spectrum Protect Authorized user.

**System action:** Processing ends.

**User response:** The administrator must update the dsm.sys options file to set the PASSWORDDIR option to a location readable by the current user or to give the current user read/write permissions to the password file.

---

**ANS5296I** The virtual machine '*vm-name*' contains one or more virtual disks that are of type Thick Eager Zero. Creating disks of this type can take a long time. This restore operation might time out before the disks are ready.

**Explanation:** Restoring a VM that has Thick Eager Zero virtual disks can take a long time to complete because the disks are zero-filled to obscure any previous content. The time that is required to provision a Thick Eager Zero disk depends on processing loads on the VMware resources (vCenter and datastores).

**System action:** None

**User response:** Reattempt the restore operation at a time when the processing load is light on the datacenter and vCenter resources

---

**ANS5298E** A Flashcopy background copy is in progress between source volume: and target volume: .

**Explanation:** A Flashcopy background copy from a previous operation is not complete for the given source and target volumes.

**System action:** Command will fail.

**User response:** Please wait until the background copy is complete and retry the command.

---

**ANS5300E** Error detected in specified file list '*file list name*' during processing of line *line number*:  
found an invalid external object ID / inode number / inode generation number / restore order number / alias entry: '*invalid entry*'.  
Invalid line: '*invalid entry*'

**Explanation:** File list parsing failed because of an invalid entry.

**System action:** The operation aborted because of an file list error.

**User response:** Correct the invalid file list entry and restart the operation.

---

**ANS5301E** Error detected in specified file list '*file list name*' during processing of line *line number*:  
found an invalid ordering of external object IDs.  
ext. object ID of previous file: *previous external object ID*  
ext. object ID of current file: *current external object ID*

**Explanation:** File list parsing failed because of an invalid ordering of the external object IDs.

**System action:** The operation aborted because of an file list error.

**User response:** Correct the invalid file list ordering and restart the operation.

---

**ANS5302E** File list stream error to file '*file list name*' detected during processing of line *line number*.

**Explanation:** File list processing failed because of an stream error.

**System action:** The operation aborted because of an file list stream error.

**User response:** Check the specified file list and restart the operation.

---

**ANS5303I** \*\*\*\*\* *date* **Processed** *count* **IBM Spectrum Protect server and** *count* **file list objects** \*\*\*\*\*

**Explanation:** IBM Spectrum Protect has processed the specified number of IBM Spectrum Protect server and file list objects.

**System action:** Processing continues.

**User response:** None.

---

**ANS5304E** *program-name:* **synchronous file deletion failed for external object ID:** *external object ID*.

**Explanation:** The HSM client could not delete an object on the IBM Spectrum Protect Server.

**System action:** The current file is skipped for synchronous file deletion and the process will continue.

**User response:** Check the IBM Spectrum Protect server log file.

---

**ANS5307E** The session is rejected. The server does not allow a signon of a client that is not enabled for space-management retention-protection.

**Explanation:** The client cannot establish a connection to the server because the server is enabled for space-management retention-protection and the client is not.

**System action:** The session is not started.

**User response:** See your system administrator.

---

**ANS5821E** Cannot connect to Active Directory.

**Explanation:** IBM Spectrum Protect could not connect to Active Directory. The Active Directory is either not running or you don't have enough permissions to use it.

**System action:** Processing stops.

**User response:** Make sure your system is set up as Active Directory controller and the the service is active. Make sure you are logged in as a user with sufficient rights to administer the Active Directory.

---

**ANS5822E** No Active Directory objects match query.

**Explanation:** A search has been performed in Active Directory; however, no objects matching the query were found.

**System action:** Processing stops.

**User response:** Make sure you specify a valid distinguished name of Active Directory object or a container, or a valid wildcarded name, and that you have sufficient rights to administer the Active Directory.

---

**ANS5823W** Object exists, skipping

**Explanation:** The client tried to restore the specified object, but the object already existed in the target restore location and the user chose not to replace the existing object.

**System action:** The object is skipped, a message is logged in dserror.log, and restore processing continues with the next object.

**User response:** The object was skipped because either REPLACE NO was in effect, causing all existing objects to be skipped, or REPLACE PROMPT was in effect, and when prompted, the user chose to skip this object. No additional action is necessary if the decision to skip the object was deliberate. Otherwise the operation can be retried using either REPLACE ALL (automatically replace existing object) or REPLACE PROMPT (prompt the user whether to replace the object).

---

**ANS5824E** Invalid Active Directory search specification.

**Explanation:** The search specification for Active Directory objects is not valid.

**System action:** Processing stops.

**User response:** Refer to the documentation for supported Active Directory syntax.

---

**ANS5825E** Reanimate '*tombstone-name*' to '*distinguished-name*' failed. See the error log for more details.

**Explanation:** An attempt to reanimate Active Directory tombstone object has been performed, but an error occurred.

**System action:** Processing continues to process all other tombstone objects per user's request.

**User response:** None.



---

**ANS5826E** Restoring to a read-only domain controller is not allowed.

**Explanation:** An attempt to restore to a read-only domain controller.

**System action:** Processing stops.

**User response:** None.

---

**ANS5827E** A backup copy of the Active Directory database was not found.

**Explanation:** An attempt to restore Active Directory objects from a database that was not backed up.

**System action:** Processing stops.

**User response:** Verify the Active Directory was backed up with system state.

---

**ANS5828E** A system state file space was not found on the server. Active Directory functions can not be executed.

**Explanation:** An attempt to restore the Active Directory database from a system state backup that does not exist.

**System action:** Processing stops.

**User response:** Verify that system state was backed up or back up the system state then retry the command.

---

**ANS5829E** A system state backup on the specified date was not found. Active Directory functions can not be executed.

**Explanation:** An attempt to restore the Active Directory database from a system state backup that does not exist.

**System action:** Processing stops.

**User response:** Verify that system state was backed up on the specified date or specify a new date.

---

**ANS5830E** Restore of object '*tombstone-name*' is not allowed by Active Directory.

**Explanation:** Object of certain types cannot be restored. This is a system limitation.

**System action:** Processing continues to process all other objects per user's request.

**User response:** None.

---

**ANS5831E** Restore for this object is not allowed by Active Directory.

**Explanation:** Object of certain types cannot be restored. This is a system limitation.

**System action:** Processing continues to process all other objects per user's request.

**User response:** None.

---

**ANS5832E** Reanimate tombstone object failed. See the error log for more details.

**Explanation:** An attempt to reanimate Active Directory tombstone object has been performed, but an error occurred.

**System action:** Processing continues to process all other tombstone objects per user's request.

**User response:** None.

---

**ANS5833E** This system is a Domain Controller but the Active Directory service is stopped. You can not perform the operation unless the Active Directory service is running.

**Explanation:** The Active Directory service must be running when you back up or restore the system state or operate on Active Directory objects. When the Active Directory service is running, it can be in online state or in offline state. When you query or restore Active Directory objects, or back up the system state, the Active Directory service must be online. When you restore the system state, the Active Directory service must be offline (but not stopped).

**System action:** Processing stopped.

**User response:** If you are querying or restoring the Active Directory objects or backing up the system state, put the Active Directory service in online state by starting the Active Directory service. If you are restoring the system state, put the Active Directory service in offline state by rebooting to the Active Directory Restore Mode. When the Active Directory service is in the appropriate state, retry the operation.

---

**ANS5834E** Unexpected LDAP error occurred. See the error log for more details.

**Explanation:** An unexpected error occurred during Active Directory tombstone reanimation.

**System action:** Processing continues to process all other tombstone objects per user's request.

**User response:** Check the error log for detailed information on the LDAP error.

---

**ANS5835E** An LDAP operation returned *return code*: '*error string*'

**Explanation:** An unexpected error occurred during Active Directory tombstone reanimation.

**System action:** Processing continues to process all other tombstone objects per user's request.

**User response:** None.

---

**ANS5836W** One or more attributes were not restored. See the error log.

**Explanation:** During processing of an Active Directory object, one or more object attributes could not be restored.

**System action:** Processing continues to process all other Active Directory objects per user's request.

**User response:** Check the error log for detailed information on which attribute(s) could not be restored.

---

**ANS5837W** '*object name*': attribute '*attribute name*' could not be restored.

**Explanation:** The listed attribute could not be restored during processing on the Active Directory object.

**System action:** Processing continues to process all other Active Directory objects per user's request.

**User response:** None.

---

**ANS5838E** The utility dsamain.exe does not exist on the system. You cannot perform the operation unless IBM Spectrum Protect can launch this utility.

**Explanation:** You attempted to launch dsamain.exe, but the utility does not exist.

**System action:** Processing stopped.

**User response:** Verify that the dsamain.exe utility exists in the Windows system32 directory. When you can run the utility independently of IBM Spectrum Protect, retry the operation.

---

**ANS5839E** The Active Directory object specification is not allowed.

**Explanation:** You attempted to restore the domain object (starting with "DC="), or you attempted to restore all objects ("name=\*"), or you did not specify anything.

**System action:** Processing stops.

**User response:** Modify the specification then retry the operation.

---

**ANS5840E** The current user is not a member of the Administrators group, and cannot perform this function.

**Explanation:** You must be a member of the Administrators group to perform the Active Directory objects function.

**System action:** Processing stops.

**User response:** Log on with a user who is a member of the Administrators group or add this user to the Administrators group then retry the operation.

---

**ANS5841E** Active Directory database could not be opened.

**Explanation:** An error occurred while opening the restored Active Directory database.

**System action:** Processing stopped.

**User response:** Make sure ntdsutil.exe utility is located in the same directory with IBM Spectrum Protect client executables. If it doesn't exist, reinstall the client. Verify that the dsamain.exe utility exists in the Windows system32 directory. When you can run the utility independently of IBM Spectrum Protect, retry the operation. If the problem persists, contact the support.

---

**ANS5842E** '*tombstone-name*': object class violation.

**Explanation:** Object class error violation occurred during tombstone reanimation. This can happen if the Active Directory schema was modified and is no longer compatible with the tombstone.

**System action:** Processing continues to process all other objects per user's request.

**User response:** Recreate the failing object manually or restore it from a backup.

---

**ANS5843E** Object class violation.

**Explanation:** Object class error violation occurred during tombstone reanimation. This can happen if the Active Directory schema was modified and is no longer compatible with the tombstone.

**System action:** Processing continues to process all other objects per user's request.

**User response:** Recreate the failing object manually or restore it from a backup.

---

**ANS5844E** Unable to update password.

**Explanation:** An error occurred during the password update attempt.

**System action:** The password is not updated on the server.

**User response:** Try to update the password again.

---

**ANS5845E** Unable to update password because the maximum number of update attempts has been exceeded.

**Explanation:** This message is issued after making 3 unsuccessful attempts to update the password. The original password for the node was entered incorrectly; the new password does not meet the length or valid character requirements for our passwords; or there was a mismatch between the first and second times the new password was entered.

**System action:** The password is not updated.

**User response:**

- Make sure the original password is entered correctly. Contact your IBM Spectrum Protect administrator for further assistance if you do not know the original password.
- Make sure the new password meets the password length and character requirements.
- You will be prompted to enter the new password two times, so make sure it is entered correctly both times.

---

**ANS5876I SET EVENT Activate Retention completed**

**Explanation:** The Data Retention ACTIVATE transaction has completed.

**System action:** IBM Spectrum Protect activated the objects that were selected.

**User response:** Continue with normal operations.

---

**ANS5877I SET EVENT Hold completed**

**Explanation:** The Data Retention HOLD transaction has completed.

**System action:** IBM Spectrum Protect held the objects that were selected.

**User response:** Continue with normal operations.

---

**ANS5878I SET EVENT Release completed**

**Explanation:** The Data Retention RELEASE transaction has completed.

**System action:** IBM Spectrum Protect released the objects that were selected.

**User response:** Continue with normal operations.

---

**ANS6586E Recovery Agent operation failed.**

**Explanation:** The Recovery Agent operation on a VMVSS snapshot failed.

**System action:** Processing stops.

**User response:** Check the Recovery Agent logs and error messages, resolve the problem, and try the operation again.

---

**ANS6587W VMVSS backup failed to back up Exchange mailbox history from virtual machine 'VM-Name'.**

**Explanation:** An error occurred when a data mover tried to back up the Exchange mailbox history from a virtual machine. The current version of Data Protection for Exchange might not support uploading mailbox history at the same time as a virtual machine backup.

The error code indicates the reason for the failure.

**System action:** Processing continues without backing up the mailbox history information.

**User response:** Try to back up mailbox history on guest vm by using Data Protection for Exchange command 'tdpexcc.exe backup \* full /UpdateMailboxInfoOnly'. Upgrade Data Protection for Exchange if the current product level does not support mailbox history backup command. Use traceflags VMTSMVSS in data mover dsm.opt file to further diagnose the problem.

---

**ANS6718E The path contains too many nested subdirectories. The maximum number of nested directories is 1400.**

**Explanation:** To avoid exhausting system resources, the client stops processing directory structures that exceed the maximum nesting depth. Directories that exceed the maximum nesting depth are not typical.

**System action:** Processing of the current operation is stopped.

**User response:** Determine whether the directory is valid. Directory structures of this depth are not typical, and could indicate a problem with the file system structure. An example of such a directory is if the directory is cyclical. If the directory is not valid, remove or repair the directory, then try the operation again. If the directory is valid, reduce the depth of the directory structure. Then try the operation again. Alternatively you can use an EXCLUDE.DIR statement to exclude the directory from backup or archive processing. Then try the operation again.

---

**ANS7421W The archive attribute for file *filename* cannot be reset. The return code from Windows API function SetFileAttributes() is *rc*.**

**Explanation:** The client was unable to reset the archive attribute for the file indicated in the message. This error is due to an error received from the Windows API function SetFileAttributes().

**System action:** processing stops.

**User response:** Try the operation again. If the problem persists, it may be indicative of a problem with the file. Contact your system administrator or IBM Spectrum Protect administrator for further assistance.

---

**ANS7422E Unsupported action '*action*' in schedule '*schedule name*'.**

**Explanation:** The scheduled action is unknown to the current version of the IBM Spectrum Protect client and cannot be performed by means of a schedule. The most likely cause is that the scheduled action requires a later version of the backup-archive client.

The unsupported action is displayed as a number

because the text description is not available. Scheduled actions and their corresponding action number can be found by searching for this message on the IBM Spectrum Protect support site.

**System action:** The scheduled action is not performed or queried.

**User response:** Search the IBM Spectrum Protect support site for this message to find information about scheduled actions, their corresponding action numbers and the client version at which the action is supported. Then upgrade your IBM Spectrum Protect client to a version that supports running this action as a scheduled event. Until the client is upgraded, you can run the action manually if your version of the client supports it.

---

**ANS7423E Use Set Access backup <vmname> -TYPE=VM for VMware backup file spaces. Use of the long form *fs-name* is not allowed.**

**Explanation:** You have chosen to set access using the long-form VM file space name. This name format is not platform independent and requires special processing. Use the -TYPE=VM option and supply only the VM name.

**System action:** The set access command is not processed.

**User response:** Enter the set access command using the -TYPE=VM option and the short form of the VM file space name which is simply the VM name.

---

**ANS7500W Object '*object-name*' could not be bound to management class '*mgmt-specified*' specified in an '*option*' statement.**

**Explanation:** The management class specified in an include statement was not valid. If the include statement is an "INCLUDE.SIZE" statement the warning message will be issued if an appropriate copygroup is defined for the management class. For example, this warning will be issued on a backup operation if no backup copygroup is defined for the management class or this message will be issued on an archive operation if no archive copygroup is defined for the management class.

**System action:** The management class on the include statement is ignored and processing continues.

**User response:** Contact the IBM Spectrum Protect administrator to correct the appropriate copygroup definition on the IBM Spectrum Protect Server.

---

**ANS7501E An invalid host address was received. Host address is too long.**

**Explanation:** An invalid host parameter was found in the HTTP Request. The parameter is too long. The maximum length for a host address is 64 characters.

**System action:** IBM Spectrum Protect returns HTTP error code 400 Bad Request.

**User response:** Use a host machine with a valid/shorter host address.

---

**ANS7502E An invalid filename was received. Filename is too long.**

**Explanation:** A filename passed to the dsmcad service is too long and thus invalid.

**System action:** IBM Spectrum Protect returns HTTP error code 400 Bad Request.

**User response:** Retry connecting to dsmcad but use a valid/shorter filename.

---

**ANS7507W The node name entry is invalid. Please try again.**

**Explanation:** An invalid entry is entered on the Node Name field.

**System action:** IBM Spectrum Protect prompts you to enter a valid node name.

**User response:** Enter a valid node name or see your system administrator for the correct syntax.

---

**ANS7510E A NAS node cannot be used for this operation.**

**Explanation:** NAS nodes cannot be used for operations like Access Another Node.

**System action:** IBM Spectrum Protect prompts you to enter a valid node name.

**User response:** Enter a valid, non-NAS, IBM Spectrum Protect node name.

---

**ANS7524E SSL is required.**

**Explanation:** SSL is required to protect the client password during authentication.

**System action:** Processing terminates.

**User response:** Enable SSL communication or set SSLREQUIRED to NO.

---

**ANS7525E SSL is required by server.**

**Explanation:** SSL is required to protect the client password during authentication.

**System action:** Processing terminates.

**User response:** Enable SSL communication or contact your IBM Spectrum Protect server administrator.

---

**ANS7526E** The SNAPSHOTROOT option is not valid with either of the following options: -GROUPNAME and -VIRTUALFSNAME.

**Explanation:** The SNAPSHOTROOT option is incompatible with the -GROUPNAME and -VIRTUALFSNAME options and cannot be used with either one of those options.

**System action:** Processing stops.

**User response:** For information about backup-archive client processing options, see IBM Spectrum Protect Backup-archive Clients Installation and User's Guide.

---

**ANS7527E** The (-SNAPSHOTROOT) option is not valid in conjunction with *num-specs* file specifications.

**Explanation:** The (-SNAPSHOTROOT) option must be used in conjunction with only one file specification. It cannot be used with zero file specification (e.g., an INCREMENTAL command with no file specifications) or with more than one file specification.

**System action:** Processing stopped.

**User response:** See the appropriate *Using the Backup-Archive Client* book for your operating system for correct use of the named option.

---

**ANS7528E** The (-SNAPSHOTROOT) option for GPFS fileset is not valid without filelist

**Explanation:** The (-SNAPSHOTROOT) option for GPFS fileset is only supported using a filelist.

**System action:** Processing stopped.

**User response:** See the appropriate *Using the Backup-Archive Client* book for your operating system for correct use of the named option.

---

**ANS7529E** The specified SNAPSHOTROOT '*obj-name*' is not valid for the BACKUP IMAGE command.

**Explanation:** When you use the (-SNAPSHOTROOT) option with the BACKUP IMAGE command, SNAPSHOTROOT must specify the device name of the logical volume containing the snapshot for the backup. An example is /dev/fslv01 (on Unix) or \\?\GLOBALROOT\Device\HarddiskVolumeShadowCopy1 (on Windows).

With BACKUP IMAGE, SNAPSHOTROOT cannot be used unless SNAPSHOTPROVIDERIMAGE has one of the following values in effect:

- VSS
- JFS2

**System action:** Processing is stopped.

**User response:** For the correct use of the (-SNAPSHOTROOT) option, see the appropriate *Backup-Archive Client Installation and User's Guide* book for your operating system.

---

**ANS7531E** The (-SNAPSHOTROOT) option is invalid when processing the NetWare NDS or Server Specific Information.

**Explanation:** The (-SNAPSHOTROOT) option is only intended with NetWare file server volumes and is not compatible with processing the NDS or Server Specific Information on NetWare.

**System action:** Processing stopped.

**User response:** See the appropriate *Using the Backup-Archive Client* book for your operating system for correct use of the named option.

---

**ANS7533E** The specified file system '*obj-name*' does not exist or is not local.

**Explanation:** When you use the (-SNAPSHOTROOT) option, the target and source file systems must be valid, local file systems. The file systems cannot be non-local, such as a remote NetWare drive, a remote Windows drive, or an NFS mount. The (-SNAPSHOTROOT) option is valid for local operations only.

**System action:** Processing is stopped.

**User response:** For the correct use of the (-SNAPSHOTROOT) option, see the appropriate *Backup-Archive Client Installation and User's Guide* book for your operating system.

---

**ANS7534W** Initialization functions cannot open /dev/tty special file. *errno* = *errno-value*, *error message*

**Explanation:** Special file /dev/tty, required by command line internal editor could not be opened during initialization. The system set the error code *errno-value*.

**System action:** Processing continues as if EDITOR option was set to NO.

**User response:** Check your terminal settings.

---

**ANS7535W** Command line internal editor can not be initialized.

**Explanation:** EDITOR option is set to YES in the options file, but command line internal editor can not be started.

**System action:** Processing continues as if EDITOR option was set to NO

**User response:** Check previous messages to determine the reason why the internal editor could not be started.

---

**ANS7543E Error: Scout is not available for object query. Either scout is not running or the initial file system scan has not finished.**

**Explanation:** The scout daemon must be running for the reconcile process to do a query for all migrated files. If the scout daemon is not running or the initial file system scan has not finished you cannot run the reconcile tool in orphan check mode.

**System action:** Processing stops.

**User response:** Ensure that the scout daemon is running. If the scout daemon is not running, restart it and retry the command. If the scout daemon is running, wait until it finishes the initial file system scan. You can check the current status of the scout daemon by using the `dsmscoutd scanplan` command.

---

**ANS7544E ICC routine *icc-routine* failed with the following error: "error-string".**

**Explanation:** There was an error within ICC cryptography library while processing the data. For example, this problem can occur when encrypted client data is corrupted, so the restore operation cannot correctly decrypt it. This message reports an error code and problem description which can be used by IBM Spectrum Protect technical support personnel to determine the cause of the failure.

**System action:** The processing stops.

**User response:** Ensure IBM Spectrum Protect software is installed correctly. If needed, reinstall the software. Make sure you use the correct encryption key password for the data. Make sure there are no IBM Spectrum Protect server or network problems that may affect the transfer of data. If the problem still exists, contact IBM Spectrum Protect technical support.

---

**ANS7545E Unexpected error while encrypting the data.**

**Explanation:** There was an error while encrypting the data. See the error log for more information.

**System action:** The object is not backed up.

**User response:** Ensure IBM Spectrum Protect software is installed correctly. If needed, reinstall the software. Retry the operation. If the problem still exists, contact IBM Spectrum Protect technical support.

---

**ANS7546E Unexpected error while decrypting the data.**

**Explanation:** There was an error while decrypting the data. See the error log for more information. This can happen if the encrypted data has been corrupted while in storage, during the network transfer, or both.

**System action:** The object is not restored.

**User response:** Ensure IBM Spectrum Protect software is installed correctly. If needed, reinstall the software. Make sure there are no IBM Spectrum Protect server or network problems that may affect the transfer of data. Retry the operation. If the problem still exists, contact IBM Spectrum Protect technical support.

---

**ANS7547E Unexpected error while digesting the data.**

**Explanation:** There was an error while digesting the data. See the error log for more information.

**System action:** The object is not backed up.

**User response:** Ensure IBM Spectrum Protect software is installed correctly. If needed, reinstall the software. Retry the operation. If the problem still exists, contact IBM Spectrum Protect technical support.

---

**ANS7550E The absolute option requires using the CreateNewBase=yes option when performing a snapshot differential backup.**

**Explanation:** The absolute option specified does not have any effect when performing a snapshot differential backup.

**System action:** Processing stopped.

**User response:** Try to use the `CreateNewBase=yes` option when performing a snapshot differential backup.

---

**ANS7552I *timestamp* \*\*\*\*\* Processed count files \*\*\*\*\***

**Explanation:** IBM Spectrum Protect has processed the specified number of files.

**System action:** Processing continues.

**User response:** None.

---

**ANS7553W Disabled demand migration (ENOSPC) on file system *file-system-name* because of high threshold, low threshold, and pmpercentage settings.**

**Explanation:** The settings of high threshold = 100, low threshold = 100, and pmpercentage = 0 are reserved to disable demand migration and automigration. Used for GPFS driven migration.

**System action:** Processing continues.

**User response:** None.

---

**ANS7554E provider option is required if HSMBACKENDMODE is set to TSMFREE.**

**Explanation:** You need to specify provider option for every operation with `dsmmigrate`.

**System action:** The operation stopped.

**User response:** Specify the provider option value for the operation.

#### ANS7557E **invalid provider.**

**Explanation:** You need to specify a valid provider for every operation with dsmmigrate.

**System action:** The operation stopped.

**User response:** Specify a valid provider option value for the operation.

#### ANS7558E **target option is required if HSMBACKENDMODE is set to TSMFREE.**

**Explanation:** You need to specify target option for every operation with dsmmigrate.

**System action:** The operation stopped.

**User response:** Specify the target option value for the operation.

#### ANS7559E **The absolute option requires specifying the NoJournal option when performing a Journal Based Backup for backing up fs .**

**Explanation:** The absolute option specified does not have any effect when performing journal based backups.

**System action:** Incremental backup is performed.

**User response:** Verify that the file spaces specified are not associated with journal based backup. If the -nojournal option is also specified, then this message will not appear.

#### ANS7566E **Unable to load external library; reason**

**Explanation:** There is no valid library in hsm/bin directory.

**System action:** The operation stopped.

**User response:** Copy a valid external library to hsm/bin directory.

#### ANS7567E **program-name:External recall failed! Reason:**

**Explanation:** There is no valid library in hsm/bin directory.

**System action:** The operation stopped.

**User response:** Copy a valid external library to hsm/bin directory.

#### ANS7641I **The user does not have administrative credentials to perform a full system state backup.**

**Explanation:** The user account used to perform system state backup including ASR Writer data must be a member of the Administrators group.

**System action:** System state backup skips ASR Writer data.

**User response:** Log on with a user who is a member of the Administrators group or add this user to the Administrators group. Then try the system state backup again.

#### ANS7642E **An error occurred creating the registry directory structure.**

**Explanation:** An error occurred while creating the directory structure to save or replace a registry key.

**System action:** Registry function fails.

**User response:** Ensure that the user account that is running the backup of the registry has the proper authority. If the user account has the proper authority, you might need to restart the machine. There might be operations that are pending which have a file or files in the registry directory structure locked.

#### ANS7650E **The user does not have sufficient privileges to execute IBM Spectrum Protect.**

**Explanation:** The user account used to execute IBM Spectrum Protect must have the "Back up files and directories" and the "Restore files and directories" security settings assigned.

**System action:** Processing stops.

**User response:** Assign the "Back up files and directories" and the "Restore files and directories" security settings to the account using the Windows Local Security Settings tool or use a different user-id to execute IBM Spectrum Protect.

#### ANS7660E **An error occurred replacing one or more registry keys.**

**Explanation:** The registry key or keys being replaced are exclusively held by another process. The registry keys were previously restored but the system was not restarted.

**System action:** processing stops.

**User response:** Restart the system and try the restore operation again.

---

**ANS7709E**    **Restore operation failed. Not all files were restored.**

**Explanation:** Restore operation failed due to an error.

**System action:** Operation completed.

**User response:** Check the error log for more details.

---

**ANS7899E**    **The client referenced a deduplicated extent that does not exist on the IBM Spectrum Protect server**

**Explanation:** The deduplicated extent has been deleted from the server during the backup or archive operation. If you are using deduplication cache, it might be out of synch with the IBM Spectrum Protect server.

**System action:** The processing stops.

**User response:** Retry the operation. If the problem persists, turn off deduplication and retry the operation.

---

**ANS7900I**    **Deduplication cache has been reset because it is not synchronized with the IBM Spectrum Protect server**

**Explanation:** The deduplication cache contains deduplicated extent entries that do not exist on the IBM Spectrum Protect server. This occurs when the extents are deleted from the IBM Spectrum Protect server after they were recorded in the deduplication cache.

**System action:** The deduplication cache is reset, and all cache entries are removed. The processing continues.

**User response:** None

---

**ANS7901W**    **Client deduplication and *option-name* are mutually exclusive.**

**Explanation:** The following features cannot be used with deduplication: lan-free, subfile, NAS, useTsmBuffers.

**System action:** Client deduplication is disabled.

**User response:** Review the configuration. Do not configure deduplication with the lan-free, subfile, NAS, or useTsmBuffers features.

---

**ANS7902I**    **Client deduplication cache is full. Cache is reset.**

**Explanation:** The number of entries cached in the client deduplication cache has exceeded the configured size for the cache.

**System action:** The deduplication feature is designed so that this happens periodically. The cache is reset to no entries.

**User response:** You can reconfigure the client

---

deduplication cache size to a larger value to reduce the frequency of resets.

---

**ANS7903W**    **Client deduplication cache is locked by another process.**

**Explanation:** Another process is using the client deduplication cache.

Only one process may use it at a time.

**System action:** This process does not use the client deduplication cache. The server deduplication is not changed.

**User response:** You can serialize processes using the client deduplication cache. Or you can reconfigure the current process to use a different cache path to avoid contention.

---

**ANS7904E**    **Client deduplication and lan-free or subfile backup are mutually exclusive.**

**Explanation:** Client deduplication and lan-free or subfile are mutually exclusive.

**System action:** Client deduplication is disabled.

**User response:** Review the configuration. Do not configure deduplication with the lan-free or subfile feature.

---

**ANS7906W**    **The current storage pool either ran out of space or the current object exceeded the maxsize configuration parameter for the storage pool, data will be stored into the next pool - deduplication is disabled.**

**Explanation:** The current storage pool on the IBM Spectrum Protect server is either out of space or the current object exceeded the maxsize configuration parameter for the storage pool. Data will be stored in the next storage pool. Deduplication is disabled and the transaction is being resent.

**System action:** Deduplication is disabled to allow the backup to complete.

**User response:** Contact your system administrator to add volumes to the current storage pool.

---

**ANS7907W**    **Connection to repository *repos-name* failed. Retrying with *repos2-name*.**

**Explanation:** Unable to connect to the FastBack DR Hub repository. Retry using FastBack server repository.

**System action:** Retry operation.

**User response:** Specify a valid repository.

---



---

**ANS7908E Unable to mount FastBack snapshot policy 'Policy' client 'Client' volume 'Volume'. Reason: reason**

**Explanation:** IBM Spectrum Protect Mount failed.

**System action:** IBM Spectrum Protect cannot continue processing.

**User response:** Check the Recovery Agent logs for information about why the mount operation failed to complete.

---

**ANS7912E FastBackMount or FastBackShell is not installed.**

**Explanation:** Failure initializing FastBack environment. FastBackShell or FastBackMount are not installed or are not located in the FastBack install directory.

**System action:** The FastBack operation cannot continue.

**User response:** Reinstall the software. The FastBackShell and FastBackMount must be installed on the dedicated proxy computer.

---

**ANS7913E The given branch was not found in the DR Hub repository.**

**Explanation:** The parameter to the required fbbranch option is incorrect.

**System action:** The operation cannot continue.

**User response:** Correct the parameter given for the fbbranch option.

---

**ANS7914E Incremental backup of FastBack client 'vmname' failed with RC rc**

**Explanation:** The archive or incremental backup of FastBack client volumes failed.

**System action:** The archive or backup of FastBack client finished with failures. The next FastBack client will be processed. The reason for the failure is written to the local client error log.

**User response:** Check the local client error log for reason for the failure.

---

**ANS7915E Failure mounting FastBack client 'vmname' with FastBack command. RC=rc**

**Explanation:** The FastBackMount command failed to mount a FastBack volume.

**System action:** The archive or backup of the FastBack volume can not continue. The next Volume in in line will be processed. The output of the FastBackMount command will show the reason for the failure.

**User response:** Check the local client error log for the reason for the failure. Issue a FastBack command for

the FastBack volume to determine the reason for the failure. Refer to the documentation for that message for more information.

---

**ANS7916E Failure initializing FastBack environment.RC=rc**

**Explanation:** Failure initializing FastBack environment. Can not find FastBackShell.exe command. The FastBackShell or FastBackMount is not installed or FastBackShell.exe command is not located in the FastBack install directory.

**System action:** The backup can not continue. The output of the FastBack command will show the reason for the failure.

**User response:** Issue a FastBack command to determine the reason for the failure. Refer to the documentation for that message for more information. The FastBackShell and FastBackMount must be installed on the backup proxy computer.

---

**ANS7917E No FastBack snapshots found for input policy, client and volume combination.**

**Explanation:** Failure processing fbClientName option.

**System action:** The backup cannot continue.

**User response:** Check for errors in the FBClientName option value. Refer to the documentation for the FBClientName option for more information.

---

**ANS7918E Failure locating mounted volumes for FastBack client 'vmname' volumes. Failed with RC=rc**

**Explanation:** FastBack client volumes can not be found. Volume mount points are not available on the backup proxy computer.

**System action:** The backup of the FastBack client can not continue. The next FastBack client in the list will be processed. The output of the FastBackMount command will show the reason for the failure.

**User response:** Issue a fastbackshell mount add command for the FastBack client volume to determine the reason for the failure. Refer to the documentation for that message for more information.

---

**ANS7919E Password for Host *host* could not be read from encrypted password file.**

**Explanation:** Use dsmc SET PASSWORD -type=FastBack 'FastBack hostname' 'userid' 'password' to save encrypted password

**System action:** The backup cannot continue.

**User response:** Use dsmc SET PASSWORD -type=FastBack 'FastBack hostname' 'userid' 'password' to save encrypted password

---

**ANS7936E** *objType objName* not found in dump.

**Explanation:** IBM Spectrum Protect server could not find the object that is specified in the FastBack Dump command..

**System action:** IBM Spectrum Protect skips the current object.

**User response:** Ensure that there is at least one snapshot for this FastBack volume, client, and policy. Ensure that a correct object is specified as input.

---

**ANS7937E** No *objType* found in dump for input *objType1 objType2*.

**Explanation:** IBM Spectrum Protect server found no clients for the specified policy. IBM Spectrum Protect server found no volumes for the specified FastBack client.

**System action:** IBM Spectrum Protect skips the current object.

**User response:** Ensure that there is at least one snapshot for this FastBack volume, client, and policy. Ensure that a correct object is specified as input.

---

**ANS7938E** Unable to dismount FastBack volume '*volName*'. RC = *rc*

**Explanation:** IBM Spectrum Protect Dismount failed.

**System action:**

**User response:**

---

**ANS7939E** Invalid FastBack volume specification.

**Explanation:** You must enter at least one FastBack client with the "-fbclientname=" option before entering a FastBack volume name.

**System action:**

**User response:** When entering a FastBack volume name, enter at least one FastBack client name using the "-fbclientname=" option.

---

**ANS7940W** SUBDIR NO is not valid in this context. SUBDIR will be forced to YES for FastBack commands.

**Explanation:** When using FastBack, SUBDIR is forced to YES to ensure that the whole volume is processed.

**System action:** SUBDIR is forced to YES.

**User response:** To avoid this message, do not use SUBDIR NO with the command.

---

**ANS7941E** FastBack invalid repository name or domain not set in password file entry for *hostname*.

**Explanation:** IBM Spectrum Protect The FastBack repository name is invalid or the domain has not been set in the password file when specifying the REP form of the repository.

**System action:** IBM Spectrum Protect

**User response:** Issue the command `dsmc set password server userid:domain password -type=fastback`.

---

**ANS7942E** Maximum number of FastBack *objName* objects exceeded.

**Explanation:** IBM Spectrum Protect The maximum number of FastBack objects shown in the message has been exceeded.

**System action:** IBM Spectrum Protect

**User response:** Re-run the command with no more than the maximum number of objects specified.

---

**ANS7943E** The combination of *objName* and *objName* is invalid.

**Explanation:** IBM Spectrum Protect The combination of options specified is invalid.

**System action:** IBM Spectrum Protect

**User response:** Re-run the command with a compatible set of options.

---

**ANS7944W** The number of FastBack clients specified *client* is greater than the number of FastBack clients found *client*.

**Explanation:** IBM Spectrum Protect One or more of the FastBack clients specified was not found. Look for message ANS7936E specifying the client name.

**System action:** IBM Spectrum Protect

**User response:** Correct the names of the clients specified.

---

**ANS7945W** The number of FastBack policies specified *policy* is greater than the number of FastBack policies found *policy*.

**Explanation:** IBM Spectrum Protect One or more of the FastBack policies specified was not found. Look for message ANS7936E specifying the policy name.

**System action:** IBM Spectrum Protect

**User response:** Correct the names of the policies specified.

---

---

**ANS7946E** FastBack shell command timeout.SSH Keys may not be configured for no password.

**Explanation:** IBM Spectrum Protect The FastBack shell command timeout. SSH may not be configured properly.

**System action:** IBM Spectrum Protect

**User response:** Correct SSH configuration.

---

**ANS7947E** The root user .ssh directory was not found. SSH is not configured properly.

**Explanation:** IBM Spectrum Protect SSH is not configured properly for the root user.

**System action:** IBM Spectrum Protect

**User response:** Correct SSH configuration.

---

**ANS7948E** The public key for the FastBack server was not found. SSH public keys are configured properly.

**Explanation:** IBM Spectrum Protect The SSH public keys are not configured properly for the root user.

**System action:** IBM Spectrum Protect

**User response:** Correct SSH configuration.

---

**ANS7949E** The connection to FastBack server failed.

**Explanation:** IBM Spectrum Protect The connection to FastBack server failed.

**System action:** IBM Spectrum Protect

**User response:** Insure that the FastBack server on the target machine is runing properly.

---

**ANS7950E** The FastBack server is not installed on the target machine.

**Explanation:** IBM Spectrum Protect The FastBack server is not installed on the target machine.

**System action:** IBM Spectrum Protect

**User response:** Install the FastBack server on the target machine or specify a different target machiner.

---

**ANS7951E** The FastBackShell on the target machine returned with the message *errmsg* .

**Explanation:** IBM Spectrum Protect An error occurred with the command issued to the FastBackShell on the target machine.

**System action:** IBM Spectrum Protect

**User response:** Correct the options specified on the commandr.

---



---

**ANS7952E** The package *package* required for FastBack support is not installed.

**Explanation:** IBM Spectrum Protect The required package is not installed.

**System action:** IBM Spectrum Protect

**User response:** Install and configure the required package.

---

**ANS7953E** The FastBack shell scripts returned an unexpected error *error*.

**Explanation:** IBM Spectrum Protect The FastBack shell scripts returned an unexpected error.

**System action:** IBM Spectrum Protect

**User response:** Correct the error.

---

**ANS7954E** The SSH connection failed. The SSH daemon may not be started or configured on the target machine

**Explanation:** IBM Spectrum Protect Ensure that the SSH daemon is configured correctly.

**System action:** IBM Spectrum Protect

**User response:** Correct the error.

---

**ANS7955E** The cygdrive-prefix is set incorrectly.

**Explanation:** IBM Spectrum Protect Ensure that cygdrive-prefix is set to / in the ssh cygwin environment. The command mount -s --change-cygdrive-prefix / can be use to set the drive prefix correctly.

**System action:** IBM Spectrum Protect

**User response:** Correct the error.

---

**ANS7956E** Unable to execute cygwin shell commands. The cygwin environment may be incorrectly

**Explanation:** IBM Spectrum Protect Use ssh to connect to the cygwin shell and ensure that the cygwin environment and cygdrive are configured correctly.

**System action:** IBM Spectrum Protect

**User response:** Correct the error.

---

**ANS7957E** Unable discover the FastBackShell location in the registry

**Explanation:** IBM Spectrum Protect Check that the FastBackShell was installed on the Windows FastBack server machine.

**System action:** IBM Spectrum Protect

**User response:** Correct the error.

---

---

**ANS8000I**    **Server command:** *'command'*.

**Explanation:** The specified command is being sent to the server. This message is displayed when the command is generated from a macro or when the client is running in batch mode.

**System action:** The command is sent to the server for processing.

**User response:** None.

---

**ANS8001I**    **Return code** *return code value*.

**Explanation:** The error code shown has been returned from the preceding server command. This message is preceded by a server message explaining the reason for the error code.

**System action:** None.

**User response:** None.

---

**ANS8002I**    **Highest return code was** *return code value*.

**Explanation:** At exit from the client, the highest return code encountered during the session is displayed.

**System action:** This value is used as the program exit code.

**User response:** None.

---

**ANS8003I**    **Process number** *process ID* **started.**

**Explanation:** As a result of the preceding server command, the process whose ID is shown starts to execute the command. The process can be monitored using the QUERY PROCESS command.

**System action:** None.

**User response:** None.

---

**ANS8004W**    **Your password will expire within** *daysRemaining* **day(s).**

**Explanation:** The password for this id is about to expire.

**System action:** Logging on to the IBM Spectrum Protect Server will not be prevented, however, the id will be locked out once it expires.

**User response:** Change the password or contact your IBM Spectrum Protect administrator to get the password updated.

---

**ANS8005E**    **Java Applet failed to load. Please ensure that the Java *Java version* Plugin has been installed for this browser.**

**Explanation:** Java Plugin is missing from browser. Since plugin is not present, applet is not able to load.

**System action:** Applet unable to load and message displayed.

**User response:** Install appropriate plugin for browser in order to use web client.

---

**ANS8006E**    **Unable to generate an acceptable password.**

**Explanation:** An error occurred during a password update attempt using a generated password.

**System action:** The password is not updated on the server.

**User response:** Contact your IBM Spectrum Protect administrator.

---

**ANS8007E**    **The user is not authorized to perform LDAP authentication.**

**Explanation:** Your node uses LDAP authentication. Your PASSWORDACCESS option is set to GENERATE but the current user cannot access the stored password to perform authentication.

**System action:** The operation is stopped.

**User response:** Run IBM Spectrum Protect client as root user or set PASSWORDACCESS to PROMPT.

---

**ANS8008W**    **Redirection inside macro whose output is redirected is ignored.**

**Explanation:** An output redirection symbol has been encountered inside a macro. However, the output of the macro itself (or a higher level macro) is already being redirected.

**System action:** The redirection request is ignored.

**User response:** None.

---

**ANS8010E**    **An attempt to backup or archive a file has exceed the maximum number of retries.**

**Explanation:** After five unsuccessful attempts to backup or archive a file, the client will no longer attempt to send the file to the server.

**System action:** File skipped.

**User response:** Check the console or schedule log for additional information. Retry the operation at a later time.

---

**ANS8011W**    **Rejected server-initiated session with LDAP authentication from *peer name*.**

**Explanation:** For security, the client will not accept server-initiated sessions from servers that use LDAP authentication.

**System action:** The client-server session is not opened,

and the schedule is not executed. The scheduler continues to wait for contact by a server that uses LOCAL authentication.

**User response:** If the client system is supposed to accept scheduled events from the prompting IBM Spectrum Protect server, either ask the IBM Spectrum Protect server administrator to configure your node to use LOCAL authentication, or do not use server-initiated sessions.

If the client system is not supposed to accept scheduled events from the prompting server, ask the IBM Spectrum Protect server administrator to remove the client node name from the schedule on the prompting server.

---

#### ANS8012E Option processing storage exhausted.

**Explanation:** During processing of the client options file, the client runs out of memory.

**System action:** The client session is ended.

**User response:** Make more memory available and restart the administrative client.

---

#### ANS8013I Invalid encryption key password

**Explanation:** The key you entered does not match the key that was used to encrypt the file during backup. The file can not be restored unless the matching key is entered.

**System action:** User is prompted for encryption key password.

**User response:** Enter the correct encryption key password.

---

#### ANS8014E Insufficient information to connect to host.

**Explanation:** The client options file or command line, or both, do not contain enough communications information to successfully connect to the server system. For example, with TCP/IP both the TCPPort number and TCPServer address are required to make a connection.

**System action:** The administrative client session is ended.

**User response:** Determine what information is needed to establish a connection for your communications method and then specify all that information in your client options file or on the administrative client command line.

---

#### ANS8015E File 'file spec', error code error code from options processing.

**Explanation:** An unknown error code is returned from the routine that processes the client options file.

**System action:** The administrative client session is ended.

**User response:** Attempt to determine the error and correct it. If the problem persists, contact your service representative.

---

#### ANS8016E Command line parameter parameter number: 'parameter' is too long.

**Explanation:** The specified command line parameter exceeds the maximum length for a command line parameter.

**System action:** The administrative client session is ended.

**User response:** Reissue the command with a shorter parameter.

---

#### ANS8017E Command line parameter parameter number: 'parameter' is not valid.

**Explanation:** The command line parameter shown is not a valid administrative client parameter.

**System action:** The administrative client session is ended.

**User response:** Reissue the command with valid parameters.

---

#### ANS8018E Administrative command not valid in Console mode.

**Explanation:** The Console Mode option has been specified but the client encounters what appears to be a server command on the command line.

**System action:** The administrative client session is ended.

**User response:** Reissue the command with no server command.

---

#### ANS8019E Id and password must be supplied in Batch mode.

**Explanation:** A server command has been encountered on the command line, but no administrator ID or password, or both, are specified.

**System action:** The administrative client session is ended.

**User response:** Reissue the command and include the -ID and -PASSWORD parameters on the command line.

---

#### ANS8020E Unable to open file 'file spec' for output.

**Explanation:** The file name specified in the -OUTFILE option cannot be opened.

**System action:** The -OUTFILE parameter is ignored.

**User response:** Allow processing to continue or exit

the session and correct the file name.

---

**ANS8021E    Exiting Batch mode session due to output file error.**

**Explanation:** The file specified in the -OUTFILE parameter cannot be opened for a session running in Batch mode.

**System action:** The administrative client session is ended.

**User response:** Reissue the command with a valid output file name or make space available for the output file.

---

**ANS8022E    Output will be written only to stdout.**

**Explanation:** The file specified in the -OUTFILE parameter cannot be opened, so output is written only to the standard output stream.

**System action:** Output that would have been written to the output file is written to the standard output stream.

**User response:** Allow processing to continue or exit the session and correct the file name.

---

**ANS8023E    Unable to establish session with server.**

**Explanation:** The administrative client cannot start a session with the requested server. This message is preceded by another message that explains the reason for the error.

**System action:** The administrative client session is ended.

**User response:** Attempt to correct the error. If the problem persists, contact your service representative.

---

**ANS8024E    End of macro after continued command line.**

**Explanation:** A macro containing a continuation line has been executed, but no more lines are found in the macro file.

**System action:** The continued command is ignored, and an error return code is set for the macro.

**User response:** Correct the macro in error.

---

**ANS8025E    I/O Error reading command input.**

**Explanation:** The client is unable to read an input command from the terminal.

**System action:** The administrative client session is ended.

**User response:** Correct the problem on the terminal and retry the administrative session.

---

**ANS8026E    Input line longer than maximum of *max length* characters. Use continuation.**

**Explanation:** An input command line is longer than the maximum input line length allowed.

**System action:** The input command is ignored.

**User response:** Reissue the command with several lines using continuation characters.

---

**ANS8027E    Unterminated comment in command.**

**Explanation:** An input command contains an opening comment mark but no closing comment mark.

**System action:** The input command is ignored.

**User response:** Reissue the command with matching comment marks.

---

**ANS8028E    Command longer than maximum of *max length* characters.**

**Explanation:** An input command longer than the maximum command length allowed has been entered.

**System action:** The input command is ignored.

**User response:** Reissue the command with fewer characters. This could mean replacing series of repeating blanks with a single blank.

---

**ANS8029E    Macro processing terminated.**

**Explanation:** An error occurs during processing of a macro because the -ITEMCOMMIT option is not specified on the command line. Processing of this macro and any higher level macro is terminated.

**System action:** All current macro processing ends.

**User response:** Specify the -ITEMCOMMIT option on the command line to ensure that the server commits each command in the macro individually.

---

**ANS8030E    Substituted command longer than maximum of *max length* characters.**

**Explanation:** After variable substitution, an input command is longer than the maximum command length allowed.

**System action:** The input command is ignored.

**User response:** Reissue the command with fewer characters. This may require replacing a series of repeating blanks with a single blank.

---

**ANS8031E    Missing name of macro to execute.**

**Explanation:** A macro command is encountered that does not contain a macro name.

**System action:** The command is ignored.

**User response:** Reissue the macro command with a macro file name.

---

**ANS8032E Could not allocate storage to process macro 'file spec'.**

**Explanation:** The client cannot allocate enough memory to process the macro shown.

**System action:** The macro is ignored and an error is returned.

**User response:** Make more memory available to the client and retry the macro command.

---

**ANS8033E LDAP authentication is not supported by Web client.**

**Explanation:** The id you entered uses LDAP authentication. LDAP authentication is not supported by Web client.

**System action:** Login is unsuccessful.

**User response:** Use an id with LOCAL authentication.

---

**ANS8034E Your administrator ID is not recognized by this server.**

**Explanation:** The administrator ID entered is not known to the requested server.

**System action:** The administrative session terminates.

**User response:** Ensure that you are using a registered administrative ID for the server to which you are connecting.

---

**ANS8036E Administrative command not valid in Mount mode.**

**Explanation:** The Mount Mode option has been specified but the client encounters what appears to be a server command on the command line.

**System action:** The administrative client session is ended.

**User response:** Reissue the command with no server command.

---

**ANS8037E Missing name for redirection file.**

**Explanation:** A command is entered that contains an output redirection symbol but no output file name.

**System action:** The command is ignored and an error is returned.

**User response:** Reissue the command with an output file name.

---

**ANS8038E Unable to open file 'file spec' for redirection.**

**Explanation:** A command has been entered that specifies an output redirection file, but the file cannot be opened.

**System action:** The command is ignored and an error is returned.

**User response:** Reissue the command with a valid output file name or make space available for the output file.

---

**ANS8041E The server connection has been lost and cannot be re-established.**

**Explanation:** During an administrative session, the client discovers that the connection with the server has been severed; an attempt to reestablish the connection fails.

**System action:** The client session is ended.

**User response:** Determine the cause of the failure; then try to restart the session at a later time. If the problem persists, contact your service representative.

---

**ANS8045E Communications error.**

**Explanation:** An unexpected communications error occurs during an administrative session.

**System action:** The client session is ended.

**User response:** Verify that communications are active between the client and server machines. Server outages, processor outages, and communication controller outages can cause this error.

---

**ANS8046E The client connection with the server has ended due to an unexpected error.**

**Explanation:** The error log might contain other messages related to this error.

**System action:** The client session ends.

**User response:** Check the communication link between the client and server to ensure that it is operational. Examine the client error log for additional messages related to this error.

---

**ANS8047E The client connection with the server has ended due to a communications buffer overflow.**

**Explanation:** The error log might contain other messages related to this error.

**System action:** The client session ends.

**User response:** Try the operation again. Check the communication link between the client and server to ensure that it is operational. Examine the client error

log for additional messages related to this error.

---

**ANS8048W**    **Warning! Performing image restore of the Linux file system 'src' to an alternate destination 'dest' is not recommended as this may result in duplicate UUIDs leading to failed mounts after a successful restore.**

**Explanation:** Performing an image restore of a Linux file system to an alternate destination may result in duplicate UUID leading to failed mounts after a successful restore. On Linux, some file systems use UUID to identify themselves. If you took an image backup of such volume and restored it to a different location, you will have two volumes with the same UUID. If you use UUID to define your file systems in /etc/fstab, be aware that IBM Spectrum Protect may be unable to mount the restored file system correctly. To avoid such situation, restore the image to its original location.

**System action:** Processing continues.

**User response:** If it is not possible or not desirable to avoid performing an image restore to an alternate destination, change the UUID of either the original or restored volume. Refer to your Linux documentation for instructions on how to do this. You may also need to edit your /etc/fstab manually to allow the original, the restored or both volumes to mount.

---

**ANS8049E**    **A connection with the server cannot be established due to a communications time-out.**

**Explanation:** The error log might contain other messages related to this error.

**System action:** The client session ends.

**User response:** Check the communication link between the client and server to ensure that it is operational. Examine the client error log for additional messages related to this error.

---

**ANS8050E**    **The IBM Spectrum Protect server is not accepting administrative sessions on the client port.  
You must use the port number designated for administrative sessions.**

**Explanation:** The IBM Spectrum Protect server is configured to not allow administrative sessions on the client TCP/IP port. A different port number has been designated for use by administrative sessions.

**System action:** The administrative session is not established.

**User response:** Use the TCPADMINPORT client option to specify the TCP/IP port number that the IBM Spectrum Protect server uses for administrative sessions. See your IBM Spectrum Protect server

administrator if you do not know the correct port number.

---

**ANS8052E**    **Unable to decrypt file 'filespace  
namepath-namefile-name'  
....Please try to restore this file  
individually**

**Explanation:** File could not be decrypted and restored.

**System action:** File is not restored.

**User response:** Restore the file separately.

---

**ANS8053E**    **The network cannot be accessed.**

**Explanation:** The error log might contain other messages related to this error.

**System action:** The client session ends.

**User response:** Check the communication link between the client and server to ensure it is operational. Examine the client error log for additional messages related to this error. Try the operation again.

---

**ANS8054E**    **No memory available to service request.**

**Explanation:** Sufficient server memory is not available.

**System action:** The client session is ended.

**User response:** Retry the administrative session. If the problem persists, contact your service representative.

---

**ANS8055E**    **The server has insufficient resources to perform the operation.**

**Explanation:** The server ran out of resources. A lack of storage or other problem condition does not allow any new activity. The server activity log might contain additional information about this problem.

**System action:** The client session ends.

**User response:** The IBM Spectrum Protect administrator should examine the IBM Spectrum Protect server activity log to determine the source of the resource constraints. Try the operation again when the server is under less load.

---

**ANS8056E**    **Your administrator ID is locked.**

**Explanation:** The administrative ID entered has been locked by a system administrator and cannot be used.

**System action:** The client session is ended.

**User response:** Contact your system administrator to unlock your ID.



---

**ANS8057E** The requested language files are not available.

**Explanation:** The NLS repository for the language specified is not available.

**System action:** The client session is ended.

**User response:** Use a different language or obtain a copy of the NLS repository for the language desired.

---

**ANS8058E** The specified path is a Linux Btrfs subvolume and is not valid for image backup.

**Explanation:** Linux Btrfs subvolumes are not supported for image backup.

**System action:** The image backup operation is not performed.

**User response:** Try the operation again using a valid Linux Btrfs file system.

---

**ANS8060E** Error validating file '*VHDX file name*'

**Explanation:** IBM Spectrum Protect cannot locate the file or the file format is not valid.

**System action:** The backup operation does not start.

**User response:** Try the operation again. If the problem continues, check the error log file for information about how to resolve this issue.

---

**ANS8061E** Session Rejected: The server does not allow a signon as a Unicode enabled administrative client

**Explanation:** The administrative client is unable to establish a connection to the server because of a unicode enabling mismatch between server and client.

**System action:** The client session is ended.

**User response:** Register a new administrator from a different administrative client or the server console, and signon with the new administrator ID.

---

**ANS8062E** Client-to-Client communication is not allowed to take place when IBM Spectrum Protect Server authentication is turned off.

**Explanation:** Client-to-Client communication requires IBM Spectrum Protect Authentication to be enabled.

**System action:** Processing stops.

**User response:** Turn IBM Spectrum Protect Server authentication on using the Set Authentication ON command.

---



---

**ANS8063E** The remote IBM Spectrum Protect Client Acceptor associated with Node '*name*' could not authenticate with the IBM Spectrum Protect Server.

**Explanation:** Some IBM Spectrum Protect Client operations require the Backup/Archive Client to contact Clients on remote machines. The remote machine in question cannot authenticate with the IBM Spectrum Protect Server.

**System action:** Processing stops.

**User response:** On the remote machine, create a new IBM Spectrum Protect password for the Client Acceptor or verify that the current password is still valid before retrying the operation.

---

**ANS8064E** Communication timeout. Reissue the command.

**Explanation:** The connection to the server is ended because of a communication timeout from the server.

**System action:** The server does not process the command.

**User response:** Reissue the command. If necessary, increase the values of IDLETIMEOUT and COMMTIMEOUT options in the server options file.

---

**ANS8103W** A command was not successful.  
**command :** *command*  
**IBM Spectrum Protect function name :**  
*function-name*  
**error output :** *error-output*  
**return code :** *return code*  
**IBM Spectrum Protect file :** *file-name*  
*(line-number)*

**Explanation:** IBM Spectrum Protect client called an external program that failed.

**System action:** Depending on the circumstances, the failure may or may not prevent further processing.

**User response:** See addition information in the error log. Use the information provided in this message for troubleshooting or when talking with IBM Spectrum Protect support.

---

**ANS8104W** Cannot determine EFS status of the file system '*file-system name*', **errno**='*errno number*', **processing data normally.**

**Explanation:** IBM Spectrum Protect cannot determine EFS status on the specified filesystem. No EFS specific processing will take place for files on this filesystem. If EFS is indeed enabled on the filesystem, all accessible files will be backedup in cleartext.

**System action:** The filesystem will be processed as a regular filesystem.

---

**User response:** Contact your system administrator to determine the cause of the error reported in the message.

---

**ANS8105W Unable to remove snapshot for volume**  
*'filespace-name'.*

**Explanation:** IBM Spectrum Protect client was unable to remove the snapshot used for image backup.

**System action:** Processing continues.

**User response:** See additional information in the error log. Use `lvdisplay` command to view the active snapshots and `lvremove` command to remove the snapshot manually.

---

**ANS8106E Support for multiple IBM Spectrum Protect servers is enabled on this node. The server name must be specified for this command.**

**Explanation:** When a node is enabled to support multiple IBM Spectrum Protect servers, the command must specify a valid IBM Spectrum Protect server name.

**System action:** Processing stopped.

**User response:** Specify a valid server name for this command.

---

**ANS8201E Windows Hyper-V incremental backups require Windows 2012 or later. On Windows Server 2016 or later, the virtual machine version must be greater than 5.**

**Explanation:** IBM Spectrum Protect can only perform incremental backups of Windows Hyper-V on Windows operating systems of Windows Server 2012 and later. If running on Windows Server 2016 or later than the virtual machine version must be greater than 5.

**System action:** The incremental backup operation was stopped.

**User response:** To access incremental backups for Windows Hyper-V, upgrade the operating system to Windows Server 2012 or later. On Windows Server 2016 and later, the virtual machine version must be greater than 5 to support Microsoft Hyper-V Resilient Change Tracking (RCT).

---

**ANS8503I No matching option found for pattern:**  
*'pattern'.*

**Explanation:** You specified a pattern which does not match the name of any supported option.

**System action:** This message is the only response to your query.

**User response:** Specify a different pattern or omit the pattern to display all options.

---

**ANS8563E Recall mode has an invalid value:**  
*invalidValue.*

**Explanation:** The recall mode you try to enable on the system is not existing.

**System action:** None.

**User response:** Check the value of the recall option.

---

**ANS8565W ProgramName: list of recall IDs not found in queue. These recalls are already finished:**

**Explanation:** The program is not able to find the recall IDs and is not able to delete these processes.

**System action:** None.

**User response:** Check that recall IDs exist and are correct.

---

**ANS8778E A browser program cannot be found or cannot be started.**  
**An error occurred executing the command.**  
*command*  
**Verify that a browser is installed and works correctly on your local machine.**

**Explanation:** A browser program cannot be found, so it is not possible to access the IBM Spectrum Protect Web site and online documentation.

**System action:** IBM Spectrum Protect continues to process user requests.

**User response:** For the Windows platform, the default system browser is used. Verify that a browser is installed on your machine.

---

**ANS8779E A browser program cannot be found or cannot be started.**  
**One of the following browsers is required:** *browser-list*  
**Verify that one of these browsers is installed and works correctly on your local machine.**

**Explanation:** A browser program cannot be found, so it is not possible to access the IBM Spectrum Protect Web site and online documentation.

**System action:** IBM Spectrum Protect continues to process user requests.

**User response:** For UNIX platforms, a list of supported browsers is provided in the README. Install the required browser to access the IBM Spectrum Protect Web sites and online documentation.

---

**ANS8780E** A browser program cannot be found or cannot be started.  
Check the '*file-name*' file on your local machine for more information.

**Explanation:** A browser program cannot be found, so it is not possible to access the Web site or online documentation.

**System action:** IBM Spectrum Protect continues to process user requests.

**User response:** Install a browser to access the Web site or online documentation.

---

**ANS8809E** The LD\_LIBRARY\_PATH is either not set or is set incorrectly. Ensure that the LD\_LIBRARY\_PATH environment variable contains the installation directory *path name*.

**Explanation:** The LD\_LIBRARY\_PATH must be set and it must contain the installation directory path.

**System action:** The VMware backup or restore operation fails.

**User response:** Set the LD\_LIBRARY\_PATH and ensure that it contains the Backup/Archive client installation directory.

---

**ANS8810E** The LD\_LIBRARY\_PATH is either not set or is set incorrectly. Ensure that the LD\_LIBRARY\_PATH environment variable contains the installation directory.

**Explanation:** The LD\_LIBRARY\_PATH must be set and it must contain the installation directory path.

**System action:** The VMware backup or restore operation fails.

**User response:** Set the LD\_LIBRARY\_PATH and ensure that it contains the Backup/Archive client installation directory.

---

**ANS8811E** VMware operations can not be run when the hardware plugin product TIVsm-BAhbw is installed and loaded. Please either uninstall the hardware product TIVsm-BAhbw, or set the option DONTLOAD PIHDW in the options file to prevent the hardware plugin from being loaded.

**Explanation:** VMware operations are incompatible with the hardware plugin product libraries.

**System action:** The VMware backup or restore operation fails.

**User response:** Uninstall the hardware product TIVsm-BAhbw, or set the option DONTLOAD

PIHDW to prevent the hardware plugin from being loaded.

---

**ANS8818E** An error occurred trying to apply your changes.  
Your changes have not been applied to the system.  
Contact your system administrator.

**Explanation:** An error occurred trying to apply your changes.

**System action:** User changes are not applied.

**User response:** Contact your system administrator.

---

**ANS8819E** The following trace flag(s) are not valid:  
*trace-flag-list*.  
Correct them before continuing.

**Explanation:** One or more of the trace flags are not valid.

**System action:** Prompts the user to correct the trace flags.

**User response:** Correct the wrong trace flags.

---

**ANS8830W** Different server name stanzas (*HSM-stanza* and *BA-stanza*) for *file-system-name* file system for space management and backup-archive.

**Explanation:** The server name stanzas you specified for the space management (HSM) client and the backup-archive (BA) client are different. The inline backup and stub restore features will be unavailable for the file system.

**System action:** Processing continues.

**User response:** If you want to allow inline backup and stub restore for the file system, the MIGRATESERVER and DEFAULTSERVER options must specify the same SERVERNAME stanza in dsm.sys. You may also choose to supply a server stanza name using the SERVERNAME option in dsm.opt or on the command line. In either case the stanza name must match the stanza specified in the MIGRATESERVER option.

---

**ANS8939E** An unexpected error occurred trying to filter the directory tree.  
*rc=return-code*

**Explanation:** The filter was not applied to the directory tree.

**System action:** The directory tree is not filtered.

**User response:** Contact your system administrator for further assistance.

---

---

**ANS8946E**    **RPC call failed.**

**Explanation:** Unable to connect receiver recall daemon.

**System action:** Processing stopped.

**User response:** System is not operating correctly or recall daemons are not started.

---

**ANS9005W**    *program name: invalid 'parameter name'*  
**value: value (must be in [minimum value..maximum value]).**

**Explanation:** The program found an invalid parameter in the space management configuration of a filesystem.

**System action:** The parameter value was rejected.

**User response:** In case you tried to set the specified value manually, choose a value from the specified range instead. If the value is read from a file system's space management configuration file (located at [fs]/.SpaceMan/hsmfsconfig.xml), edit the file accordingly. The name of the filesystem can be determined from a subsequent error message.

---

**ANS9007W**    *program name: invalid 'parameter name'*  
**value: value (must be in [minimum value..maximum value]).**

**Explanation:** The program found an invalid parameter in the space management configuration of a filesystem.

**System action:** The parameter value was rejected.

**User response:** In case you tried to set the specified value manually, choose a value from the specified range instead. If the value is read from a file system's space management configuration file (located at [fs]/.SpaceMan/hsmfsconfig.xml), edit the file accordingly. The name of the filesystem can be determined from a subsequent error message.

---

**ANS9008W**    **Compression is enabled. Recall mode for file *file-name* cannot be set to partial.**

**Explanation:** IBM Spectrum Protect can only set file attributes to a uncompressed migrated file. This file has been migrated with compression enabled.

**System action:** IBM Spectrum Protect does not set the file attributes.

**User response:** Recall the file to state resident disable compression and migrate the file again. Retry the operation.

---

**ANS9009E**    *program name: found invalid space management configuration for 'filesystem'.*

**Explanation:** The program found an invalid space management configuration for the given filesystem.

---

**System action:** The space management configuration was rejected for the given filesystem. When updating an existing configuration, invalid configurations to set are ignored. When a persistent configuration file is invalid, the filesystem will appear to not have space management enabled.

**User response:** In case you tried to update space management for this filesystem manually, enter a valid configuration instead. In case the persistent configuration file is invalid, edit the file accordingly; alternatively, you can add space management explicitly (which will remove / overwrite the existing configuration). The reason for the configuration can be determined from a preceding error message. The filesystem's space management configuration file is located at 'filesystem'/.SpaceMan/hsmfsconfig.xml.

---

**ANS9010E**    *program name: could not parse space management configuration file 'configuration file' for filesystem.*

**Explanation:** The space management configuration file for the given filesystem is present but its content appears to have invalid format.

**System action:** The configuration was rejected. The filesystem will appear to not have space management enabled.

**User response:** Check the given space management configuration file; it is supposed to contain a well-formed XML document with a root element named 'HsmFsConfig'. To create a new configuration file, you can simply add space management to this filesystem.

---

**ANS9011E**    *program name: could not write space management configuration file 'configuration file' for filesystem.*

**Explanation:** IBM Spectrum Protect could not write and save the space management configuration file for the given filesystem.

**System action:** IBM Spectrum Protect did not save the space management configuration information. If you tried to add space management for this filesystem, it was not added. If you tried to update the space management configuration, it was probably not updated. If an existing configuration file in old format was read successfully, but could not be converted to XML format, space management will be active for this filesystem with the configuration from the old file.

**User response:** Determine if there is any reason why the given file cannot be written.

---

---

**ANS9012E** *error-program:* **Command must be run by root user.**

**Explanation:** IBM Spectrum Protect requires that a root user perform this operation.

**System action:** IBM Spectrum Protect terminates the operation.

**User response:** Change to root user, and then retry the operation.

---

**ANS9016E** **Cannot get space management migration status for path.**

**Explanation:** An error occurred while trying to get the space management migration status. Either the permissions for the status file are not set correctly, or the status file is damaged.

**System action:** IBM Spectrum Protect terminates the operation.

**User response:** The root user should check the permissions of the status file, or contact the service representative.

---

**ANS9017W** *error-program:* **Minimum number of recall daemons *min-dsmrecalld* cannot be greater than maximum number of recall daemons *max-dsmrecalld*; defaulting to minimum *min-dsmrecalld* and maximum *max-dsmrecalld*.**

**Explanation:** A minimum number of recall daemons has been entered that is greater than the maximum number of recall daemons.

**System action:** IBM Spectrum Protect uses defaults instead of the values specified in the client system options file (*dsm.sys*).

**User response:** Correct the MINRECALLDAEMONS and MAXRECALLDAEMONS options in the client system options file and retry the operation.

---

**ANS9020E** **A session could not be established with a IBM Spectrum Protect server or client agent. The return code is *tsm-error*.**

**Explanation:** An issue prevented the client from making a connection with the IBM Spectrum Protect server. Additional detail is not available to include with this message. However, additional messages are likely to be reported in the IBM Spectrum Protect error log.

**System action:** Processing stops.

**User response:** Check the error log for additional messages. Refer to those messages to determine how to resolve any reported issues. If the IBM Spectrum Protect-error is -50, there is a communication failure. Typical causes of this error include misconfiguration of

the server TCP/IP address or port. Verify the configuration and that the client system network is connected. Verify that a firewall does not prevent access to the IBM Spectrum Protect server. Finally, verify that the IBM Spectrum Protect server is running and accepting connections on the expected port.

---

**ANS9021E** *error-program* **Unknown recall daemon (*pid process-ID*) terminated abnormally, status: *status*.**

**Explanation:** A recall daemon stops abnormally.

**System action:** IBM Spectrum Protect terminates the operation.

**User response:** Try the operation again. If the problem persists, send the core file to IBM technical support for analysis.

---

**ANS9022E** *error-program* **Recall daemon (*pid process-ID*) ended abnormally, status: *status*.**

**Explanation:** A recall daemon stopped abnormally.

**System action:** The operation does not complete.

**User response:** Try the operation again. If the problem persists, send the core file to IBM technical support for analysis.

---

**ANS9024E** **Starting with this release all candidate processing is done internally by the IBM Spectrum Protect monitor daemon. Thus -c is no longer a valid option for *dsmreconcile*.**

**Explanation:** The command line options -c and -Candidates are no longer valid for *dsmreconcile* as all candidates processing is now performed by *dsmmonitord*.

**System action:** IBM Spectrum Protect detected an invalid option. *dsmreconcile* is exiting.

**User response:** Don't use options -c and -Candidates with *dsmreconcile* anymore.

---

**ANS9025E** **The Data Protection for WebSphere plug-in version and the backup-archive client version do not match. Please upgrade your Data Protection for WebSphere plug-in.**

**Explanation:** The release and version of the Data Protection for WebSphere plug-in is downlevel from the release and version of the Backup-Archive Client.

**System action:** None

**User response:** Upgrade Data Protection for WebSphere to the proper release and version.

---

**ANS9028E** *program name:* **could not acquire lock for filesystem.**

**Explanation:** Prior to modifying a space management configuration file, it is required to lock the file in order to avoid concurrent access. If acquiring the lock fails, there was a concurrent access.

**System action:** The action was cancelled.

**User response:** Retry the same request or determine the process holding the lock.

---

**ANS9029E** **The WebSphere server is running, but the server must be shut down for a restore operation. Shut down the WebSphere server and try the restore operation again.**

**Explanation:** The WebSphere server must be brought down to perform a restore.

**System action:** The restore operation fails.

**User response:** Shut down the WebSphere server and try the restore operation again.

---

**ANS9030W** **Cannot set conflicting attributes to file**  
*file-name.*

**Explanation:** IBM Spectrum Protect cannot set the file attributes because the requested attributes are in conflict with one another.

**System action:** IBM Spectrum Protect does not set the file attributes.

**User response:** Retry this operation with attributes that do not conflict with each other. This error also appears if you try to set partial recall mode for an executable file.

---

**ANS9031W** **File** *file-name* **is not a migrated file.**

**Explanation:** IBM Spectrum Protect can only set file attributes to a migrated file. This file has not been migrated.

**System action:** IBM Spectrum Protect does not set the file attributes.

**User response:** Migrate this file, and then retry the operation.

---

**ANS9032W** **File** *file-name* **is not in an HSM managed file system.**

**Explanation:** IBM Spectrum Protect detects that the file is not in an HSM managed file system, and therefore, it cannot perform the operation requested.

**System action:** IBM Spectrum Protect does not set the file attributes.

**User response:** Add space management to the file

---

system, migrate the file, and then retry the operation.

---

**ANS9034E** **The restore operation did not complete, due to a change in the original WebSphere environment.**

**Explanation:** The data must be restored to the same environment that it was backed up from. This includes items such as cell name, node name, and the location where WebSphere is installed.

**System action:** The restore operation does not complete.

**User response:** Perform the restore procedure in the *DP for WebSphere* book.

---

**ANS9036W** *program-name:* **migrated file(s) are missing on server for number stub file(s). Look in 'file-spec' for file names.**

**Explanation:** IBM Spectrum Protect cannot find the migrated file(s) on the server.

**System action:** Processing continues.

**User response:** Look in the path mentioned in the message for the file name. Also ensure that you are working with the correct server for this file.

---

**ANS9050I** *program-name:* **One or more specified options are not valid.**

**Explanation:** IBM Spectrum Protect The specified options are not valid. No option was changed.

**System action:** Processing continues without changed options.

**User response:** Verify the specified options and correct the command line options for the command.

---

**ANS9051I** *program-name:* **The options were successfully changed.**

**Explanation:** IBM Spectrum Protect Update of options was successful.

**System action:** Processing continues with changed options.

**User response:** Continue normal processing.

---

**ANS9054E** **The plug-in was not found.**

**Explanation:** None.

**System action:** None

**User response:** Run "dsmc show plugins" at the command prompt to see the available plug-ins on the system.

---

---

**ANS9057W** *error-program: cannot get space information for file-system: error.*

**Explanation:** IBM Spectrum Protect cannot get the space information for the file system.

**System action:** Processing continues.

**User response:** Verify that space management has been added to the file system.

---

**ANS9059E** *error-program: process cannot detach to become a daemon.*

**Explanation:** IBM Spectrum Protect process cannot detach itself to become a daemon.

**System action:** IBM Spectrum Protect cannot start the daemon as requested. IBM Spectrum Protect stops.

**User response:** Retry the operation.

---

**ANS9060W** *error-program: cannot get and increase limit of open files.*

**Explanation:** IBM Spectrum Protect either cannot get the limit of the number of open files, or cannot increase the limit of the number of open files.

**System action:** IBM Spectrum Protect cannot increase the number of open files, and was not able to complete the operation.

**User response:** Free some file space by ending some processes or removing some files, and retry the operation.

---

**ANS9062E** *File 'filename' has changed during the backup.*

**Explanation:** A file changed during the backup. Check the dsmererror.log file for a list of files that have changed.

**System action:** The backup fails.

**User response:** Try the backup again.

---

**ANS9063E** *error-program: file system file-system is out of inodes.*

**Explanation:** IBM Spectrum Protect cannot get space for the file system because the file system is out of inodes.

**System action:** IBM Spectrum Protect cannot get space via migration.

**User response:** Remove some files to make more inodes available and retry.

---

**ANS9064E** *error-program: Cannot fork a new process: error.*

**Explanation:** IBM Spectrum Protect cannot fork a new process that is needed. If the operating system errno is EAGAIN, then the limit on the total number of processes running on the system or by a single user has been exceeded, or the system does not have the resources necessary to create another process. If the errno is ENOMEM, then there is not enough memory to create the process.

**System action:** IBM Spectrum Protect cannot complete the requested operation.

**User response:** Depending on the error code (errno), either allocate additional virtual memory (swap space) or increase the operating system process limit. Then restart the HSM daemons or reboot the system.

---

**ANS9065E** *File 'filename' or file 'filename2' has been added or removed during the backup.*

**Explanation:** A file was added or removed during the backup.

**System action:** The backup fails.

**User response:** Try the backup again.

---

**ANS9067W** *error-program: error updating dsmmigfstab file for file-system.*

**Explanation:** IBM Spectrum Protect found an error in updating the dsmmigfstab file for this file system.

**System action:** IBM Spectrum Protect does not update the dsmmigfstab file.

**User response:** See the preceding error message and correct the error if possible. Then, retry the operation. If problem persists, contact your system administrator.

---

**ANS9068I** *program-name: dsmmigfstab file updated for file system file-system.*

**Explanation:** IBM Spectrum Protect successfully updated the dsmmigfstab file for the file system.

**System action:** Processing continues.

**User response:** Continue with normal operation.

---

**ANS9069I** *program-name: all file systems are reactivated to previous states.*

**Explanation:** IBM Spectrum Protect has reactivated all file systems managed by HSM to their previous states before the global deactivation.

**System action:** Processing continues.

**User response:** Continue with normal operation.

---

**ANS9070I** *program-name: space management is now deactivated for all HSM file systems.*

**Explanation:** IBM Spectrum Protect has deactivated space management for all file systems listed in the dsmmigfstab file.

**System action:** Processing continues.

**User response:** Continue with normal operation.

---

**ANS9071W** *program-name: error reactivating space management for all HSM file systems.*

**Explanation:** IBM Spectrum Protect found an error in trying to reactivate space management.

**System action:** IBM Spectrum Protect does not reactivate space management for HSM file systems.

**User response:** Make sure space management is installed correctly and retry the operation.

---

**ANS9072W** *error-program: error deactivating space management for all FSM file systems.*

**Explanation:** IBM Spectrum Protect found an error in trying to deactivate space management.

**System action:** IBM Spectrum Protect does not deactivate space management for FSM file systems.

**User response:** Make sure space management is installed correctly and retry the operation.

---

**ANS9073W** *program-name: error deactivating space management for file system file-system.*

**Explanation:** IBM Spectrum Protect found an error in trying to deactivate the file system.

**System action:** IBM Spectrum Protect does not deactivate space management for the file system.

**User response:** Make sure space management is installed correctly and retry the operation.

---

**ANS9074I** *program-name: space management functions have been locally deactivated for file system file-system.*

**Explanation:** IBM Spectrum Protect has locally deactivated space management functions like migration, recall and reconciliation for the file system.

**System action:** Processing continues.

**User response:** Continue with normal operation.

---

**ANS9075W** *program-name: error reactivating space management for file system file-system.*

**Explanation:** IBM Spectrum Protect found an error in trying to reactivate space management for the file system.

**System action:** IBM Spectrum Protect does not reactivate space management for the file system.

**User response:** Verify that the specified file system is mounted and that HSM is enabled for this file system. Then try the operation again. If the problem persists, contact IBM technical support for additional assistance. Provide the /etc/filesystems (or equivalent file) and the output from the mount and dsmddf commands.

---

**ANS9076I** *program-name: space management functions have been locally reactivated for file system file-system.*

**Explanation:** IBM Spectrum Protect has locally reactivated space management functions like migration, recall and reconciliation for the file system. Please, note however that the space management might still be globally deactivated.

**System action:** Processing continues.

**User response:** Continue with normal operation.

---

**ANS9077I** *program-name: removed space management from file system file-system.*

**Explanation:** IBM Spectrum Protect removed space management. The file system is now a native file system.

**System action:** Processing continues.

**User response:** Continue with normal operation.

---

**ANS9078W** **Space management is not removed from file system file-system.**

**Explanation:** IBM Spectrum Protect was not able to remove space management from this file system. Possible causes:

Kernel extension is downlevel.

Program is downlevel.

Insufficient disk space.

**System action:** IBM Spectrum Protect is unable to complete the requested operation.

**User response:** Refer to the immediately preceding error message and retry the operation.

---

**ANS9079W** *program-name: no migrated files matching search criteria found.*

**Explanation:** IBM Spectrum Protect did not find any migrated files matching the search criteria.

**System action:** IBM Spectrum Protect cannot complete the requested operation.

**User response:** Retry the operation with a different search criteria.

---



---

**ANS9080E** *program-name:* **not enough space in file system or storage pool to recall all migrated files.**

**Explanation:** IBM Spectrum Protect detects there is not enough space in the file system to hold all the migrated files if all are recalled. If you are using GPFS storage pools, each pool needs to have enough space to recall its files.

**System action:** IBM Spectrum Protect does not attempt to recall all the migrated files.

**User response:** Make room in the file system by increasing the file system size or removing some files. Retry the operation.

---

**ANS9081W** *program-name:* **orphaned stub file(s) detected in file system** *file-system.*

**Explanation:** IBM Spectrum Protect detected one or more orphaned stub files. Either the migration server was changed in the client system options file after the file was migrated, or the migration server database is damaged.

**System action:** IBM Spectrum Protect does not attempt to remove space management from the file system.

**User response:** Determine the cause of orphaned stub files. Switch to the correct migration server and recall the migrated files. Retry the operation.

---

**ANS9082W** *program-name:* **error encountered while reconciling file system** *file-system.*

**Explanation:** IBM Spectrum Protect encountered an error performing reconciliation on the file system.

**System action:** Processing continues.

**User response:** Refer to other messages displayed or messages in the log to correct the problem. Then retry the operation.

---

**ANS9083W** *program-name:* **cannot deactivate space management on file system** *file-system.*

**Explanation:** IBM Spectrum Protect cannot deactivate space management on the file system.

**System action:** Processing continues.

**User response:** Correct the error if possible and retry the operation.

---

**ANS9084E** *program-name:* **file-system is not managed or not locally managed by space management.**

**Explanation:** There is no entry for the file system in the dsmmigfstab file or the file system is managed by another node.

**System action:** IBM Spectrum Protect will not perform space management functions on this file system.

**User response:** Add space management to the file system, if appropriate, and then retry the operation. If the file system is not locally managed, retry the operation on the node managing the file system.

---

**ANS9085E** *program-name:* **file system** *file-system* **is not managed by space management.**

**Explanation:** There is no entry for the file system in the dsmmigfstab file.

**System action:** IBM Spectrum Protect will not perform space management functions on this file system.

**User response:** Add space management to the file system, if appropriate, and then retry the operation.

---

**ANS9086E** *program-name:* **A DMAPI error occurred adding space management to file system** *file-system*, **it is possible DMAPI is disabled on this file system. The system set the error code: errno =** *errno-value*

**Explanation:** IBM Spectrum Protect encountered an error and cannot add space management to the file system.

**System action:** The Space management cannot be added to file system.

**User response:** Verify that DMAPI is enabled for this file system and retry the operation.

---

**ANS9087I** **Space management is successfully added to file system** *file-system.*

**Explanation:** IBM Spectrum Protect has added space management to the file system, and will now monitor its space usage. You can also perform other space management operations on this file system.

**System action:** Processing continues.

**User response:** Continue with normal operation.

---

**ANS9088W** *program-name:* **space management is already active for file system** *filesystem.*

**Explanation:** This message is issued when trying to add space management to a filesystem with space management already activated. It is not possible to add space management for a filesystem that already has space management activated.

**System action:** The action was cancelled.

**User response:** In case you wanted to update the filesystem's space management configuration instead, use the appropriate update command.

---

**ANS9089E**    **The group backup validation failed. One or more files were added, removed, or changed during the backup.**

**Explanation:** One or more files have been added, removed, or changed from the time WebSphere was queried to the time that all the data was sent to the IBM Spectrum Protect server. Check the dsmmerror.log file for a list of files that were added, removed, or changed.

**System action:** The backup fails.

**User response:** Try the backup again.

---

**ANS9090E**    *program-name: file-system is not a valid file system name.*

**Explanation:** IBM Spectrum Protect received an invalid file system name. The file system is not mounted, or is not mounted correctly.

**System action:** Processing continues.

**User response:** Correct the file system name, and retry the operation.

---

**ANS9091E**    **The WebSphere backup validation failed. One or more files were added, removed, or changed during the backup.**

**Explanation:** One or more files have been added, removed, or changed from the time WebSphere was queried to the time that all the data was sent to the IBM Spectrum Protect server. Check the dsmmerror.log file for a list of files that were added, removed, or changed.

**System action:** The backup fails.

**User response:** Try the backup again. Do not install new WebSphere applications or change the WebSphere configuration while in the backup window.

---

**ANS9093W**    *program-name: cannot update migration candidates list file-name.*

**Explanation:** IBM Spectrum Protect cannot update the migration candidates list because not enough memory is available to create a temporary file.

**System action:** Processing stops.

**User response:** Make some memory available by ending some processes, and then retry the operation.

---

**ANS9094W**    *program-name: no candidates found in file system file-system.*

**Explanation:** IBM Spectrum Protect found no files eligible for migration in the file system after running ds mreconcile.

**System action:** Processing continues.

---

**User response:** Continue with normal operation.

---

**ANS9098E**    *program-name: space management does not support file system file-system.*

**Explanation:** The space management does not support this type of file system. Space management supports only true local file systems (e.g. JFS on AIX). Space management does not support other types of file systems (AFS, NFS, etc).

**System action:** Processing of the file system stopped.

**User response:** None.

---

**ANS9099E**    *program-name: space management is not active for file system file-system.*

**Explanation:** IBM Spectrum Protect found the file system did not have space management activated.

**System action:** Processing of that file system stopped.

**User response:** Reactivate space management for the file system.

---

**ANS9100E**    **Unable to open file 'filename' for output.**

**Explanation:** The file name specified cannot be opened.

**System action:** Make sure that user has access to write to specified file, or use different file name.

**User response:** Output will not be saved. Please specify different file or check permissions on chose file.

---

**ANS9101E**    **Migrated files matching 'file-name' could not be found.**

**Explanation:** File name for search pattern can not be found in the IBM Spectrum Protect server database as a migrated file.

**System action:** No query result.

**User response:** Verify that the search patter is correct.

---

**ANS9117E**    **Virtual machine 'VM\_name' contains one or more of the following unsupported special characters special\_characters\_list.**

**Explanation:** The specified virtual machine name contains characters that are not supported for virtual machine backup and restore operations. The following characters are not supported in names of restored virtual machines: ".,\""?,<>/\\|"

**System action:** The backup or restore for the specified virtual machine failed.

**User response:** Rename the virtual machine without using unsupported special characters.

---

---

**ANS9121I    Activate completed.**

**Explanation:** A Domino activate databases operation was completed.

**System action:** IBM Spectrum Protect activated the databases.

**User response:** Continue with normal operations.

---

**ANS9126E    *program-name:* cannot determine whether space management is active or inactive for file-system due to error: error.**

**Explanation:** The program 'program-name' indicated in the message text was unable to obtain statistics for file system 'file-system'. Therefore the program cannot determine whether space management is activated, deactivated, or globally deactivated on that file system. The message text includes a description of the Unix errno error that occurred while trying to get the state of space management.

**System action:** IBM Spectrum Protect stops the operation.

**User response:** Verify that the file system is mounted and accessible. Using the appropriate tools for that file system, check whether there are any I/O or other integrity errors on that file system. Then try the operation again. If the operation fails, then a system reboot might clear the error condition. If, after taking these actions the problem persists, contact IBM technical support for assistance.

---

**ANS9128I    Inactivate logs completed.**

**Explanation:** A Domino inactivate log operation was completed.

**System action:** IBM Spectrum Protect inactivated the log.

**User response:** Continue with normal operations.

---

**ANS9130E    The virtual machine name contains only whitespace characters.**

**Explanation:** The virtual machine name that was specified contains only whitespace characters. A name consisting of only whitespace characters is not supported for virtual machine backup and restore operations.

**System action:** The backup or restore for the specified virtual machine failed.

**User response:** Rename the virtual machine using valid characters. Try the operation again.

---

**ANS9133E    *program name:* space management already active for filesystem.**

**Explanation:** This message is issued when trying to add space management to a filesystem with space management already activated.

**System action:** The action was cancelled.

**User response:** Check the filesystem's space management configuration and consider updating it in case it does not match your needs. It is not possible to add space management for a filesystem that already has space management activated.

---

**ANS9134E    *program name:* space management not active for filesystem.**

**Explanation:** The program requested the space management configuration for a file system where space management is not active.

**System action:** The action was cancelled.

**User response:** In case you entered the filesystem specification, check for correct spelling. It is not possible to perform space management actions on a filesystem with space management not activated.

---

**ANS9135E    *program name:* space management for filesystem not controlled by the local node.**

**Explanation:** The program requested the space management configuration for a file system where space management is active, but not controlled by the local node. In cluster environments, some space management actions are allowed from the owner node only.

**System action:** The action was cancelled.

**User response:** Determine the controller node for this filesystem and retry.

---

**ANS9136E    *program name:* could not remove configuration file for filesystem.**

**Explanation:** During removal of space management for the given filesystem, this configuration file could not be removed.

**System action:** Space management could not be deactivated for this filesystem.

**User response:** Determine the reason why the file could not be removed and retry.

---

**ANS9137I    File: file-name is not premigrated.**

**Explanation:** File must be premigrated to migrate it.

**System action:** The file was skipped.

**User response:** The migration of premigrated files

---

requires that the file is in premigration state.

---

**ANS9140E    The migration options premigration and stub cannot be combined.**

**Explanation:** The migration option premigration and stub are mutual exclusive. Both options end in different results for the same file.

**System action:** Command ends without changes to the file.

**User response:** Use the migration options premigration and stub in different instances of the command.

---

**ANS9145E    Virtual machine will not be backed up because it has an empty name.**

**Explanation:** The specified virtual machine name is empty. This is not supported for virtual machine backup and restore operations.

**System action:** The backup for the specified virtual machine fails.

**User response:** Rename the virtual machine so that its name contains supported characters.

---

**ANS9146E    The dsmrecalld daemon process running on node *local-node* cannot reach the counterpart on node *remote-node*. RPC error code: *rpcStat-value*, reason: *rpcStat-explanation***

**Explanation:** IBM Spectrum Protect dsmrecalld executable running on the local node was unable to connect to the remote counterpart executable via RPC.

**System action:** Processing of the current operation is stopped.

**User response:** Login to the indicated remote node and ensure that the dsmrecalld daemon processes are running. If the daemon processes are running but the warning continues, make sure that the appropriate RPC services are up and running on both nodes. To do so: - on Linux, run 'service portmap status' or 'service rpcbind status' or 'systemctl status rpcbind' command depending on the Linux distribution in use; - on AIX, run 'lssrc -s portmap' command. If the RPC error reason is "Program not registered" or the RPC error persists even upon the RPC service restart, restart all the HSM daemons via 'dsmmigfs restart' command on both nodes.

---

**ANS9147E    *program-name*: cannot read *file-spec*: error.**

**Explanation:** IBM Spectrum Protect cannot read this file.

**System action:** IBM Spectrum Protect cannot fully complete the requested operation.

**User response:** An error occurred reading an HSM managed file system status file. Verify that the file system is mounted and enabled for HSM and is actually managed by HSM and then try the operation again. If the problem persists, contact IBM technical support for further assistance. Provide the output from the mount, dsmdf and ls -l [file system name] commands.

---

**ANS9148E    *program-name*: cannot find mount point for file system *file-system*.**

**Explanation:** IBM Spectrum Protect cannot find file system mount point.

**System action:** IBM Spectrum Protect cannot complete the requested operation.

**User response:** The specified file system is not currently mounted. Mount the file system and try the operation again.

---

**ANS9150I    Archive log completed.**

**Explanation:** A Domino archive log operation was completed.

**System action:** IBM Spectrum Protect archived the log.

**User response:** Continue with normal operations.

---

**ANS9151E    An unexpected program error was encountered .  
IBM Spectrum Protect function name : *function-name*  
IBM Spectrum Protect function : *function-desc*  
IBM Spectrum Protect return code : *TSM-rc*  
IBM Spectrum Protect file : *file-name* (*line-number*)**

**Explanation:** None.

**System action:** Processing stops.

**User response:** Check error log for more information. Contact the IBM Spectrum Protect administrator with the information provided in this message.

---

**ANS9152E    *program-name*: cannot deactivate space management for whole system: error.**

**Explanation:** Space management cannot be deactivated for the whole machine.

**System action:** IBM Spectrum Protect cannot deactivate space management support.

**User response:** The HSM global status is inaccessible, possibly due to concurrent access. Try the operation again. If the problem continues, examine the output of the shell command ps -aef as well as the contents of /etc/adsm/SpaceMan/config/dmiFSGlobalState.pid. If

a pid is stored in this file and it does correspond to a running process, remove the dmiFSGlobalState.pid file and retry the operation. If the problem persists, reboot the system and repeat the appropriate analysis for your file system type.

---

**ANS9153E** *program-name: cannot reactivate space management for whole system: error.*

**Explanation:** Space management cannot be reactivated for the whole machine.

**System action:** IBM Spectrum Protect cannot reactivate space management support.

**User response:** The HSM global status is inaccessible, possibly due to concurrent access. Try the operation again. If the problem continues, examine the output of the shell command `ps -aef` as well as the contents of `/etc/adsm/SpaceMan/config/dmiFSGlobalState.pid`. If a pid is stored in this file and it does correspond to a running process, remove the dmiFSGlobalState.pid file and retry the operation. If the problem persists, reboot the system and repeat the appropriate analysis for your file system type.

---

**ANS9154E** *program-name: cannot deactivate space management for file system file-system: error.*

**Explanation:** Space management cannot be deactivated for the file system.

**System action:** IBM Spectrum Protect unable to deactivate space management support for the file system.

**User response:** The HSM file system status is inaccessible, possibly due to concurrent access. Try the operation again. If the problem continues verify that the file system is mounted and that HSM is enabled on the file system with the Unix shell commands `mount` and `dsmdf`. If the problem persists, reboot the system and try the operation again.

---

**ANS9155E** *program-name: cannot reactivate space management for file system file-system: error.*

**Explanation:** Space management cannot be reactivated for the file system.

**System action:** IBM Spectrum Protect cannot reactivate space management support to the file system.

**User response:** The HSM file system status is inaccessible, possibly due to concurrent access. Try the operation again. If the problem continues, verify that the file system is mounted and that HSM is enabled on the file system with the Unix shell commands `mount` and `dsmdf`. If the problem persists, reboot the system and try the operation again.

---

**ANS9156I** **Rollforward completed.**

**Explanation:** A Domino DB2 rollforward operation was completed.

**System action:** IBM Spectrum Protect rollforward the Domino DB2 database log.

**User response:** Continue with normal operations.

---

**ANS9159E** *program-name: unable to create temporary file.*

**Explanation:** IBM Spectrum Protect cannot create a temporary file.

**System action:** IBM Spectrum Protect cannot complete its operation.

**User response:** Check with the Unix mount shell command that `/tmp` and `/etc` exist as separate file systems on your system. Use the `df` command to check whether they are full. Create additional space by deleting files or increasing the file system size.

---

**ANS9160E** *program-name: cannot write to temporary file or status file file-spec: error.*

**Explanation:** IBM Spectrum Protect cannot complete writing to the temporary file.

**System action:** IBM Spectrum Protect cannot complete the requested operation.

**User response:** The Unix error code may provide guidance as to why the write failed. Use the Unix `mount` and `df` shell commands to verify that the associated file system is mounted and has space available. If this message resulted from a shell command, mount the file system and create additional space if necessary, then retry the operation. If the message did not result from a shell command, restart the daemons. If the problem persists, reboot the system.

---

**ANS9161E** **Invalid backupset file or device name entered.**

**Explanation:** The backupset file or device name specified does not contain a valid backupset.

**System action:** Processing stopped.

**User response:** Specify a file name or device that contains a valid backupset and retry the operation.

---

**ANS9162W** **Object: 'dir-name' is skipped for recall: It is a directory.**

**Explanation:** The object is a directory. Space management does not recall directories.

**System action:** IBM Spectrum Protect does not recall this object because it is a directory.

**User response:** None.

---

**ANS9163W** *program-name:* **Could not acquire the recall daemon session id.**

**Explanation:** Could not set up the event disposition for the file system, because the recall daemon session could not be acquired. It seems the recall daemon is not running. Recall requests will not be handled, which means the IBM Spectrum Protect client for space management can't react to recall requests for this file system.

**System action:** IBM Spectrum Protect could not set up the recall event handling. The recall event handling is not enabled for this filesystem.

**User response:** Start or restart the recall daemon.

---

**ANS9164W** *program-name:* **Could not acquire the monitor daemon session id.**

**Explanation:** Could not set up the event disposition for the file system, because the monitor daemon session could not be acquired. It seems the monitor daemon is not running. Thus the thresholds for file system usage will not be monitored and the NOSPACE event will not be handled, which means the file system may run out of space.

**System action:** IBM Spectrum Protect could not set up the NOSPACE event handling. The NOSPACE event handling is not enabled for this filesystem.

**User response:** Start or restart the monitor daemon.

---

**ANS9165E** *program-name* **cannot open directory**  
*directory-spec* **due to the following error:**  
*error.*

**Explanation:** The directory indicated in the message text cannot be opened. The message text includes a description of the error that occurred.

**System action:** The requested operation is not completed.

**User response:** Try to correct the error condition that is indicated in the message text, then try the operation again. If the problem persists, contact IBM technical support for further assistance.

---

**ANS9166I** A '*backup type*' backup version backup date '*datetime*' is not consistent with local repository and has been deleted from the server (object name='*filespace namepath-namefile-name*', ID = '*object-id:object-id*').

**Explanation:** The specified backup instance of the named object is not valid with local repository contents. This could happen if local repository is modified or got corrupted on the client system. This backup can not be restored, therefore it will be deleted on the server.

**System action:** The specified backup object will be

deleted on the server. Processing will continue.

**User response:** None.

---

**ANS9167W** **The client cache for adaptive subfile backup is corrupt and cannot be used.**

**Explanation:** The adaptive subfile cache has become corrupt. While the backup client can detect the corruption, the reason for the corruption cannot be determined.

**System action:** The IBM Spectrum Protect client will proceed with standard selective or incremental backup. The cache will be rebuilt so that subsequent backups will use the adaptive subfile technique.

**User response:** If the problem persists, contact IBM technical support for assistance. Be prepared to provide the client error log, which will contain additional messages that might be useful for support to help identify the problem.

---

**ANS9169E** *program-name:* **cannot create directory**  
*directory-spec, reason.*

**Explanation:** IBM Spectrum Protect cannot create this directory.

**System action:** IBM Spectrum Protect does not create this directory.

**User response:** Verify that this directory does not already exist, and that its parent directory has proper permissions.

---

**ANS9170E** *program-name:* **file-system is not a mounted local file system.**

**Explanation:** IBM Spectrum Protect did not find that this file system is properly mounted.

**System action:** IBM Spectrum Protect ignores the file system.

**User response:** Verify that this file system is local and mounted and activated properly.

---

**ANS9171E** **An error internal to IBM Spectrum Protect has occurred. The following string is too long: error.**

**Explanation:** None.

**System action:** The requested operation does not complete.

**User response:** A system reboot might clear up the problem, after which the operation should be tried again. If the problem persists, contact IBM technical support for further assistance.

---

---

**ANS9174I** A backup delete completed.

**Explanation:** A Backup delete was completed.

**System action:** IBM Spectrum Protect deleted backup files.

---

**ANS9177W** All data events for remote recalls running on node: '*cluster node ID*', hostname: '*cluster node hostname*' are going to be aborted.

**Explanation:** The remote node is not responding, so all DMAPI data events which are currently being processed on this remote node should be aborted. This warning is likely caused by an RPC communication issue between the local node and the specified remote node.

**System action:** The dsmrecalld distributor process is going to abort all data events (if any) which are currently being processed on the specified remote node.

**User response:** Ensure that the network and host connection are configured correctly. Then, retry the recall operation.

---

**ANS9178E** *program-name* cannot open file *file-spec* due to the following error: *error*.

**Explanation:** The program indicated in the message text was unable to open the specified file. The message text also includes a description of the error that occurred when it tried to open the file.

**System action:** The requested operation does not complete.

**User response:** Verify that the file system on which the file resides is mounted, then try the operation again. A system reboot might clear up the problem. If the problem persists, contact IBM technical support for further assistance.

---

**ANS9179W** The operation completed successfully. However, some error occurred on creation of the required vApps list.

**Explanation:** One or more of the items included in the vApps specification were not found. This can be caused by a change in the vCD organizations configuration or a user mistake in the provided vApp spec.

**System action:** The operation completes successfully

**User response:** Check the local client error log for a reason for the failure and check the command specification. Correct any issues and execute the command again.

---



---

**ANS9180W** An entry in the password file could not be decrypted.

**Explanation:** The password failed decryption validation.

**System action:** The password in the password file will be ignored. You will be prompted for the password, unless the process is running in the background, such as in scheduling mode.

**User response:** Enter the password when prompted.

---

**ANS9184E** *program-name* cannot allocate memory due to the following error: *error*.

**Explanation:** A memory allocation error occurred. The message text includes a description of the error that occurred.

**System action:** The requested operation does not complete.

**User response:** Try the operation again. If the problem occurs in an HSM daemon, restart the daemon, then try the operation again. If the problem continues to occur, use your operating system's administrative tools to check virtual memory (swap space) on your system, and increase it if necessary. Check whether an application is consuming available virtual memory. A system reboot might also clear up the problem. If the problem persists, contact IBM technical support for further assistance.

---

**ANS9186E** *program-name*: cannot open mounted file system *file-system*: *error*.

**Explanation:** IBM Spectrum Protect cannot open mounted file system.

**System action:** IBM Spectrum Protect ignores the file system.

**User response:** Verify that this file system is mounted and activated properly.

---

**ANS9201W** LAN-free path failed.

**Explanation:** A LAN-free connection could not be made.

**System action:** The system will connect to the server without using the LAN-free path.

**User response:** Verify your LAN-free setup.

---

**ANS9203E** ENABLELANFREE can not be used when HSM is installed.

**Explanation:** The IBM Spectrum Protect Client has detected that HSM is installed on the system. LAN-free is not a valid option when HSM is installed.

- This error occurs on AIX when this file is found: `/usr/tivoli/tsm/client/hsm/bin/dsmrecalld`

- This error occurs on Solaris when this file is found:  
/opt/tivoli/tsm/client/hsm/bin/dsmrecalld

**System action:** An invalid option is detected and processing stops.

**User response:** Remove the ENABLELANFREE option from the system option file. ENABLELANFREE can only be used when HSM is not installed.

---

**ANS9220E**    **The name of the virtual machine 'VM\_name' contains 'VM\_name\_length' characters. This length exceeds the maximum allowed by the hypervisor 'hypervisor\_name' which is 'max\_hypervisor\_VM\_name\_length' characters.**

**Explanation:** The length of the name of the virtual machine exceeds the maximum length allowed by the hypervisor.

**System action:** The restore of the specified virtual machine failed.

**User response:** Rename the virtual machine with a name that does not exceed the maximum length set by the hypervisor. Try the restore operation again.

---

**ANS9240W**    **Could not acquire the serial number of disk 'disk-name' at LUN LUN-id.**

**Explanation:** IBM Spectrum Protect was not able to determine the serial number of the specified disk. The disk may not support SCSI inquiries of the Vital Product Data on page 0x80.

**System action:** Server-free data movement will not be possible for data residing on the specified disk.

**User response:** None.

---

**ANS9249E**    **File 'file-namefile-namefile-name' accessed during migration. File skipped.**

**Explanation:** The specified *file-name* was not migrated because the file was accessed by another process during the attempt to migrate it.

**System action:** IBM Spectrum Protect left the file resident.

**User response:** If you want the file migrated, stop the process which is accessing the file and retry the migration.

---

**ANS9250I**    **File system 'file-system' reconciliation completed.**

**Explanation:** IBM Spectrum Protect has finished reconciling the file system.

**System action:** Processing continues.

**User response:** Continue with normal operations.

---

**ANS9251E**    **ProgramName: Cannot parse command-line options correctly.**

**Explanation:** An internal program error occurred trying to parse the command-line arguments.

**System action:** The program is not able to process the request.

**User response:** Use the -h or -help option to see what options are allowed on the command-line, then retry the request.

---

**ANS9252I**    **Value of environment variable: envVar.**

**Explanation:** None.

**System action:** This message is informational.

**User response:** None.

---

**ANS9255I**    **An empty status file will be generated.**

**Explanation:** The HSM status file is missing or can not be opened. An empty status file will be created.

**System action:** File data migration will continue to work normally.

**User response:** Please run dsmreconcile to create a complete status file.

---

**ANS9256E**    **File 'file-namefile-namefile-name' is currently opened by another process.**

**Explanation:** The file is locked by a migration or recall operation. A file can be the object of only one recall process or one recall operation at a time.

**System action:** The file is skipped.

**User response:** If this error is not a result of a parallel file migration or recall operation, then this error might be due to the previous cancelled migration or recall operation. In this case, restart the dsmrecalld daemon and try the operation again.

---

**ANS9263W**    **You cannot restore both active and inactive versions of System State.**

**Explanation:** Restoring an active copy and inactive copy of System State is not allowed.

**System action:** No processing takes place.

**User response:** Select either the active copy or the inactive copy to perform restore operation.

---

**ANS9264E**    **Incremental backup of Virtual Machine 'vmname' failed with RC rc**

**Explanation:** The incremental backup of virtual machine volumes failed.

**System action:** The backup of the virtual machine finished with failures. The next virtual machine in the



vmList will be processed. The reason for the failure is written to the local client error log.

**User response:** Check the local client error log for reason for the failure.

---

**ANS9267E** *program-name:* **File system *file-system* has exceeded its quota.**

**Explanation:** IBM Spectrum Protect detects that the file system has exceeded its quota. No more data can be migrated out of this file system.

**System action:** IBM Spectrum Protect will not migrate files from this file system.

**User response:** Recall some files, or ask the system administrator to increase the quota for this file system.

---

**ANS9278E** **Failure processing vmList option. RC=*rc***

**Explanation:** Failure processing vmList option.

**System action:** The backup can not continue.

**User response:** Check for errors in the vmList option value. Refer to the documentation for the vmList option for more information.

---

**ANS9279E** **Failure locating Virtual Machine '*vmname*' volumes. Failed with RC=*rc***

**Explanation:** Virtual machine volumes can not found. Volume mount points are not available on Backup Proxy machine.

**System action:** The backup of the virtual machine can not continue. The next virtual machine in the vmList will be processed. The output of the vcbMounter command will show the reason for the failure.

**User response:** Issue a vcbMounter command for the virtual machine to determine the reason for the failure. Refer to the documentation for that message for more information.

---

**ANS9280E** **'*vmname*' option must be set when running this operation.**

**Explanation:** A required option for the command is missing.

**System action:** The operation can not continue.

**User response:** Set the missing option using the Preference Editor or the command line.

---

**ANS9287E** **Invalid or unsupported device.**

**Explanation:** The logical volume device is either invalid or unsupported.  
Refer to the documentation for device type support for image backup.

**System action:** The logical volume operation is not performed.

**User response:** For image backup source or image restore destination, specify a device of one of the supported types.

---

**ANS9288W** **File: *file-name* of logical size *file-logical-size* and allocated size *file-allocated-size* is too small to qualify for migration.**

**Explanation:** To be eligible for migration, a file must satisfy all of the following size criteria:

- The file logical size is larger than the value of the stubsize option.
- The space that a file occupies (the allocated size) is at least as great as the value of the minmigfilesize option.

**System action:** IBM Spectrum Protect does not migrate this file because migration does not free additional space.

**User response:** Verify that the settings of the stubsize option and the minmigfilesize option are appropriate for your migration requirements.

---

**ANS9289W** **Object: '*dir-name*' is skipped for migration: It is a directory.**

**Explanation:** The object is a directory. Space management does not migrate directories.

**System action:** IBM Spectrum Protect does not migrate this object because it is a directory.

**User response:** None.

---

**ANS9290W** **File: *file-name* is skipped for migration: The file type is either unknown or unsupported.**

**Explanation:** The file either cannot be read, is not a regular file, or its type is unknown to the HSM client. The HSM client migrates only regular files and does not migrate directories, symbolic links, and special files.

**System action:** IBM Spectrum Protect does not migrate this file.

**User response:** None.

---

**ANS9291E** *program-name:* **A conflicting space management program is already running in the *file-system* file system. Re-run this program later in this file system.**

**Explanation:** IBM Spectrum Protect detected another program running in the file system that cannot run at the same time as the program you tried to initiate. The following programs cannot run at the same time for a file system:

dsmreconcile

dsmautomig  
dsmmigfs remove.

Also, dsmmigfs remove cannot run while a migration process is running in the file system.

**System action:** IBM Spectrum Protect will not run the program at this time.

**User response:** Try running the program later.

**ANS9292E** *program-name:* **Cannot access lock file**  
*lock-file/lock-file-lock-file:* error

**Explanation:** IBM Spectrum Protect cannot access a lock file due to an error. The lock file provides serialization of certain programs to prevent conflicting processes from running at the same time.

**System action:** IBM Spectrum Protect will not run the program at this time.

**User response:** Check the permissions on the directories leading up to the lock file and also the permissions on the program executable.

**ANS9293E** **The space management cannot access**  
**ERRORPROG** *error-program:* error

**Explanation:** IBM Spectrum Protect encountered an error trying to access the program specified with the ERRORPROG option in your client system options file (dsm.sys). This message will appear only the first time this error occurs.

**System action:** IBM Spectrum Protect cannot send a severe error message to the specified error message program.

**User response:** Check to make sure the program exists and that it accepts standard input when run. It is usually best if ERRORPROG specifies the fully qualified file name of the program.

**ANS9294I** **No files matching 'file-name' were found.**

**Explanation:** You entered a search pattern or file name that cannot be found in the local file system.

**System action:** Processing stopped.

**User response:** Ensure that your search pattern is correct, or specify a new search string.

**ANS9296W** **Performing image backup of the entire**  
**volume for** *volume name*. **The**  
**IMAGEGAPSIZE option and used block**  
**image backup is not supported for**  
**non-JFS2 file systems on AIX.**

**Explanation:** None.

**System action:** The entire volume is backed up.

**User response:** Refer to the client manual for

additional information regarding the IMAGEGAPSIZE option and used block image backup.

**ANS9297W** **File** *file-name* **is skipped for migration:**  
**No backup copy found.**

**Explanation:** A management class is assigned to the file with the attribute MIGREQUIRESBKUP set to YES. This option requires that there exists a current backup copy of the file before migration. However, there is no backup copy found on the migration server. This file is not migrated. Note: IBM Spectrum Protect checks only the migration server for a backup copy. If the migration server and backup server are different servers, IBM Spectrum Protect does not find a backup copy of the file.

**System action:** The file is skipped.

**User response:** Back up this file on the migration server, or assign a management class to this file that does not require a current backup copy. Try the operation again.

**ANS9298W** **File** *file-name* **is skipped for migration:**  
**Backup copy found is not current.**

**Explanation:** A management class is assigned to the file with the attribute MIGREQUIRESBKUP set to YES. This option requires that there exists a current backup copy of the file before migration. However, the backup copy found on the migration server is an old version. This file is not migrated. Note: IBM Spectrum Protect checks only the migration server for a backup copy. If the migration server and backup server are different servers, there must be a valid backup copy of the file on the migration server.

**System action:** The file is skipped.

**User response:** Back up the current file on the migration server, or assign a management class to this file that does not require a current backup copy. Retry the operation.

**ANS9299I** **Cannot get the number of migrated files**  
**for file system** *file-system*.

**Explanation:** Failed to get the number of migrated files on the file system. The number is stored in the status file for the file system.

**System action:** If you are removing space management from the file system, processing stops. Space management is not removed.

**User response:** Run reconciliation to reconcile the file system. Retry operation.

---

**ANS9300I**    **Migrated files found in file system**  
*file-system.*  
**Check for any error encountered during recall.**

**Explanation:** Remove space management failed because there are migrated files in the file system. IBM Spectrum Protect was unable to recall any files, or some of the migrated files may have failed during a recall operation.

**System action:** IBM Spectrum Protect remove processing stops.

**User response:** Check for error messages that occurred during the recall process, correct any problems, and retry the remove process.

---

**ANS9301E**    **Full VM backup of Virtual Machine**  
*'vmname'* **failed with RC** *rc*

**Explanation:** The Full VM backup of virtual machine failed.

**System action:** The full backup of the virtual machine finished with failures. The next virtual machine in the vmlist will be processed. The reason for the failure is written to the local client error log.

**User response:** Check the local client error log for reason for the failure.

---

**ANS9302E**    **The Restore VM command does not support VMBACKUPTYPE=FILE data. VM File level restore must be run from inside the virtual machine or with the 'asnodename' option.**

**Explanation:** The Restore VM function not supported for file level data.

**System action:** The system does not process your requested action.

**User response:** Virtual machine File level restore must be run from inside the virtual machine or with the asnodename option. To process a full virtual machine restore, issue the command with VMBACKUPTYPE=FULLVM.

---

**ANS9303E**    **Full VM restore of Virtual Machine**  
*'vmname'* **failed with RC** *rc*

**Explanation:** The Full VM restore of virtual machine failed.

**System action:** The full restore of the virtual machine finished with failures. The next virtual machine in the vmlist will be processed. The reason for the failure is written to the local client error log.

**User response:** Check the local client error log for reason for the failure.

---

**ANS9304E**    **VMware Converter tool not installed on system.**

**Explanation:** VMware Converter tool install could not be detected on system.

**System action:** The full virtual machine image files have been restored successfully at the specified location.

**User response:** No further action is necessary. The full virtual machine images files can be used by various tools. VMware Converter tool can be installed on system.

---

**ANS9305E**    **An invalid Hyper-V VM name '*string*' was entered.**

**Explanation:** You entered a Hyper-V VM name that contains incorrect characters or contains wildcard characters.

**System action:** Processing stopped.

**User response:** Enter a correct Hyper-V VM name.

---

**ANS9306E**    **An invalid Hyper-V VM list '*string*' was entered.**

**Explanation:** You entered a Hyper-V VM list that contains incorrect characters or contains wildcard characters.

**System action:** Processing stopped.

**User response:** Enter a correct Hyper-V VM list.

---

**ANS9307E**    **No Hyper-V VM name or VMList entered**

**Explanation:** No Hyper-V VM name or VMList parameter was specified.

**System action:** Processing stopped.

**User response:** Specify a correct Hyper-V VM name or VMList parameter.

---

**ANS9308E**    **No match found for the Hyper-V VM name or VMList '*string*' entered**

**Explanation:** No match found for the Hyper-V VM name or VMList parameter entered.

**System action:** Processing stopped.

**User response:** Specify a correct Hyper-V VM name or VMList parameter.

---

**ANS9309E**    **Pick option specified but also a value for the Hyper-V VM name or VMList '*string*' entered**

**Explanation:** You cannot specify the -pick option and also include a Hyper-V VM name or VMList parameter.

**System action:** Processing stopped.

**User response:** Specify the -pick option without a Hyper-V VM name or VMList parameter.

**ANS9311E No Hyper-V VMs exist on the IBM Spectrum Protect server**

**Explanation:** No filespace representing a Hyper-V Virtual Machine currently exist on the IBM Spectrum Protect server.

**System action:** Processing stopped.

**User response:** You must successfully backup a Hyper-V Virtual Machine before using this command.

**ANS9312S** *program-name:* **Cannot change owner/group on file:** *file-name:* **error**

**Explanation:** IBM Spectrum Protect cannot change the ownership or group, or both for the specified file. This change is necessary for space management to run properly.

**System action:** Processing stops.

**User response:** Ensure that directory permissions allow the file owner or group to be changed. Reissue the command.

**ANS9313E** *program-name:* **The TMP directory is full.**

**Explanation:** The TMP directory from the operating system is full.

**System action:** Process stops.

**User response:** Delete some files in the TMP directory and retry the operation.

**ANS9316T** **File system '*file-system*' undelete completed.**

**Explanation:** IBM Spectrum Protect has finished undeleting the file system.

**System action:** Processing continues.

**User response:** Continue with normal operations.

**ANS9330E** **The virtual machine that was specified on the *string* command could not be found or was excluded from the operation.**

**Explanation:** The command cannot complete because the virtual machine could not be found or was excluded from the operation.

**System action:** Processing stopped.

**User response:** Try the operation again. Specify a correct VM name or DOMAIN option. This error can also be caused by incorrect settings for the VMHOST, VMHOSTCLUSTER, VMFOLDER, VMDATASTORE,

-VM options, or the 'Excluded' tag. The VMHOST option value must be specified as an IP address or as a server name that is in fully qualified domain name (FQDN) format. The host name that you specify must match the host name as it is displayed in the vCenter server in the Host and Clusters view. This host name could be the fully qualified host name (FQDN), the shortened domain name, or the host IP address.

**ANS9331W** **VMware vCenter or ESX Server userid and password for VMC Host <host> VMC Userid <userid> could not be read from encrypted pwd file.**

**Explanation:** VMware vCenter or ESX Server userid and password could not be read from encrypted password file.

**System action:** Processing stops.

**User response:** Use dsrmc SET PASSWORD -type=VM 'vCenter hostname' 'userid' 'password' to save encrypted password.

**ANS9332E** **VMware vCenter or ESX Server userid and password not set. Use dsrmc SET PASSWORD -type=VM 'vCenter hostname' 'userid' 'password' to save encrypted password.**

**Explanation:** VMware vCenter or ESX Server userid and password could not be read from encrypted password file.

**System action:** Processing stops.

**User response:** Use dsrmc SET PASSWORD -type=VM 'vCenter hostname' 'userid' 'password' to save encrypted password.

**ANS9333E** **Unable to re-create '*file-name*' as a stub file due to *Unix-system-call()* failure; errno: *error*; reason: '*error-reason*'.**

**Explanation:** IBM Spectrum Protect was unable to re-create the specified file as a stub due to an error.

**System action:** The processing continues with the next file.

**User response:** Please, look into the dsrmerror.log for further error details. If the affected file path doesn't exist, restore it from your backup (if any) or re-create it manually, then re-try the operation. Make sure that the specified file system is IBM Spectrum Protect space managed, writable and in consistent state.

**ANS9334E** **Wrong alias '*alias-name*' received from the server.**

**Explanation:** IBM Spectrum Protect could not build a valid pathname for a migrated file due to the invalid alias received from the server.

**System action:** The processing continues with the next file.

**User response:** If possible, perform either an orphan check reconcile or an inline incremental backup of the initial file, so that the alias is updated on the server. Then, retry the operation. Otherwise, contact IBM Spectrum Protect support for further investigation and problem resolution.

---

**ANS9347W** **Warning:***'domain-keyword'* specified on Domain will be ignored when connecting to VMware ESX/ESXi host. Connect to VMware vCenter to process this domain.

**Explanation:** None.

**System action:** Domain keyword is ignored.

**User response:** Connect to VMware vCenter to process this domain.

---

**ANS9350E** **Backup operation failed due to volume mixture. Please refer to explanation section for additional information.**

**Explanation:** IBM Spectrum Protect failed to create the backup because of the mixture of volumes was detected. Some volumes selected meet the requirements for importing snapshots only when needed and some do not. This situation occurs when a backup operation is requested and the "Import VSS snapshots Only When Needed" feature is enabled and not all the volumes involved in the backup operation are managed by a VSS Hardware Provider that supports transportable snapshots. Additionally the situation can also occur in a clustered environment during a backup operation, when not all the volumes involved in the backup operation are managed by a VSS Hardware Provider that supports transportable snapshots.

**System action:** processing stops.

**User response:** Try the operation again by splitting the backup operation. Ensure that all the volumes involved in the backup operation are either managed by a Hardware Provider that supports transportable snapshots or that all the volumes involved in the operation do not support transportable snapshots. Additionally you may also turn off the "Import VSS snapshots Only When Needed" feature to allow the backup to allow the mixture.

---

**ANS9351E** **Data was not available on server and was skipped.**

**Explanation:** The data to be restored is not available on the server, so it will not be restored.

**System action:** The data is skipped, and the restore processing continues with the next object to be restored.

**User response:** Contact your IBM Spectrum Protect administrator.

---

**ANS9352E** **SAN was chosen as the transport for at least one of the disks in the operation, but the SAN policy is not OnlineAll for this datamover. SAN cannot be used unless the SAN policy is OnlineAll.**

**Explanation:** SAN was chosen as the transport because either the default transport setting was used, or it was specified in the VMVSTORTTRANSPORT option. In order to use SAN as the transport mode, the SAN policy must be set to OnlineAll.

**System action:** Restore processing stops.

**User response:** Set the SAN policy to OnlineAll, or set VMVSTORTTRANSPORT to something other than SAN, such as NBD. Then try the restore operation again.

---

**ANS9354E** **The node or owner name '*node*' specified in the SET ACCESS command exceeds the maximum allowed length (64).**

**Explanation:** An invalid node or owner name has been entered in the SET ACCESS command.

**System action:** Processing stops.

**User response:** Enter the SET ACCESS command using the correct node or owner name.

---

**ANS9355E** **VMware vStorage VI Web Service API reported error message: *vstor-api-msg***

**Explanation:** The VMware vStorage VI Web Service API reported an error with the specified message text.

**System action:** Processing stops.

**User response:** Check the dsmmerror log file for additional information, and contact the IBM Spectrum Protect administrator with the information provided in this message.

---

**ANS9356E** **A VMware vStorage API error was reported.**

**Explanation:** A VMware vStorage API was reported. See other messages displayed and logged for additional information about the problem.

**System action:** Processing stops.

**User response:** Check the dsmmerror log file for additional information, and contact the IBM Spectrum Protect administrator with the information provided in this message.

**ANS9357E** **HOTADD was chosen as the transport for at least one of the disks in the operation, but the SAN policy is not OfflineAll for this datamover. HOTADD cannot be used unless the SAN policy is OfflineAll.**

**Explanation:** HOTADD was chosen as the transport because either the default transport setting was used, or it was specified in the VMVSTORTTRANSPORT option. In order to use HOTADD as the transport mode, the SAN policy must be set to OfflineAll.

**System action:** Restore processing stops.

**User response:** Set the SAN policy to OfflineAll, or set VMVSTORTTRANSPORT to something other than HOTADD, such as NBD. Then try the restore operation again.

**ANS9359W** *program-name: file-system: high threshold high-threshold exceeds recommended maximum max-threshold maximum percentage.*

**Explanation:** System performance can be impacted. There can be delays from waiting for demand migration.

**System action:** Processing continues.

**User response:** Set the migration high threshold lower than the file system capacity.

**ANS9360W** *program-name: file-system: configured low-threshold low threshold is below the recommended minimum floor-percent low threshold.*

**Explanation:** IBM Spectrum Protect low threshold is not recommended to be less than the minimum space required by this file system and may result in endless attempts to find migration candidates. Usage of the file system may be higher than the recommended minimum of low threshold on GPFS and Veritas because these types of file system allocate some space for metadata.

**System action:** Processing continues.

**User response:** Set the migration low threshold higher than the recommended-minimum size of the file system.

**ANS9361W** *program-name: file-system: the configured pre-mig premigration is greater than the difference between the configured low-threshold low threshold and the recommended-minimum size of the file system Min\_size.*

**Explanation:** IBM Spectrum Protect premigration percentage below the low threshold may not leave sufficient space for the file system, and can result in

endless attempts to find migration candidates. Usage of the file system may be higher than the recommended minimum of low threshold on GPFS and Veritas because these types of file system allocate some space for metadata.

**System action:** Processing continues.

**User response:** Lower the premigration setting.

**ANS9362W** *program-name: file-system: MAXFILES max-files is less than used inodes used inodes in the file system. MAXFILES will be set to the minimum possible value.*

**Explanation:** The specified MAXFILES value is below the number of files already existing in the file system. The value will be ignored, and CFI will default to the minimum possible size according to the number of currently used inodes.

**System action:** Processing continues.

**User response:** Increase the value of MAXFILES.

**ANS9363W** *program-name: file-system: MAXFILES max-files is more than files total available inodes in the file system. MAXFILES will be set to the maximum possible value.*

**Explanation:** The specified MAXFILES value is above the number of available inodes in the file system. The value will be ignored, and CFI will default to the maximum size that corresponds to the number of available inodes.

**System action:** Processing continues.

**User response:** Decrease the value of MAXFILES.

**ANS9364E** **Failure initializing virtual machine environment. Refer to dsmmerror.log for detailed error messages.**

**Explanation:** Failure initializing virtual machine environment. Refer to dsmmerror.log for detailed error messages.

**System action:** The backup can not continue.

**User response:** Refer to dsmmerror.log for detailed error message.

**ANS9365E** **VMware vStorage API error for virtual machine 'VM-name'.  
IBM Spectrum Protect function name :  
function-name  
IBM Spectrum Protect file : file-name  
(line-number)  
API return code : TSM-rc  
API error message : function-desc**

**Explanation:** None.

**System action:** Processing stops.

**User response:** If virtual machine backup fails and the error message points to function `ReadEnvironmentVariableInGuest()`, verify the validity of guest virtual machine login credentials, update virtual machine login credentials on data mover if necessary. Contact the IBM Spectrum Protect administrator with the information provided in this message.

---

**ANS9368W** **WARNING: VMware Host Userid** *<hostuserid>* **read from pwd file different than VMCUSER option value** *<vmcuserid>*. **Using VMCUSER option value.**

**Explanation:** None.

**System action:** Processing stops.

**User response:** Contact the IBM Spectrum Protect administrator with the information provided in this message.

---

**ANS9369W** **WARNING: VMware VirtualCenter or ESX Server User Password for VMC Host** *<host>* **VMC Userid** *<userid>* **set in options file.**

**Explanation:** None.

**System action:** Processing stops.

**User response:** Contact the IBM Spectrum Protect administrator with the information provided in this message.

---

**ANS9370W** **Use Preferences Editor or dsmtc SET PASSWORD -type=VM 'VirtualCenter hostname' 'userid' 'password' to save encrypted password.**

**Explanation:** The VMCPW option was found either in an option file or on the command line. While this method of entry is allowed, it presents a security risk because the password is in plain text and not encrypted.

**System action:** The option is accepted and the VMC password is used in the current session.

**User response:** To save the encrypted password, use the Preferences Editor VM Backup panel or the command:  
`dsmtc SET PASSWORD -type=VM 'VirtualCenter hostname' 'userid' 'password'`

---

**ANS9371I** *program-name: file-system:* **The specified MAXFILES value is 0. The CFI size will be calculated automatically now.**

**Explanation:** IBM Spectrum Protect The specified maxfiles value is 0, which means that the CFI size is managed automatically now.

**System action:** IBM Spectrum Protect continues.

**User response:** none.

---

**ANS9372E** **Unable to create the virtual machine to be restored due to an invalid host name, datacenter name, or datastore name.**

**Explanation:** IBM Spectrum Protect was unable to create the virtual machine to be restored because an invalid host name, datacenter name, or datastore name was specified. Check the dsmtc log file for information on the specific reason for the failure.

**System action:** Processing stops.

**User response:** Check the dsmtc log file for additional information, and contact the IBM Spectrum Protect administrator with the information provided in this message.

---

**ANS9373E** **The backup of virtual machine 'vm-name' stopped because the backup operation was not progressing.**

**Explanation:** IBM Spectrum Protect detected a deadlock, which prevents the backup operation of the virtual machine to finish. The backup operation was cancelled.

**System action:** The backup of the virtual machine was cancelled.

**User response:** Retry the backup of the virtual machine. If the problem persists, contact IBM Software Support.

---

**ANS9374E** **VMware vStorage virtual storage driver service is not running or could not be found.**  
**Make sure VMware 'vstor2-mntapi20-shared.sys' service is installed and running. Install the VMware vStorage API runtime files.**

**Explanation:** Failure initializing VMware vStorage API environment.

**System action:** The backup can not continue.

**User response:** Make sure the VMware 'vstor2-mntapi20-shared.sys' service is installed and running. Install the VMware vStorage API runtime files.

---

**ANS9376E** **The Backup VM command domain keyword 'domain-keyword' was specified, but this domain does not contain any virtual machines. This error can also occur if the value for the VMHOST parameter is not specified as an IP address or as a fully qualified domain name.**

**Explanation:** The command cannot complete because the virtual machine could not be found.

**System action:** Processing stops.

**User response:** Try the operation again. Ensure that the value for the VMHOST parameter is specified as an IP address or as a fully qualified domain name. The host name that you specify must match the host name as it is displayed in the vCenter server in the Host and Clusters view. This could be the fully qualified host name (FQDN), the shortened domain name, or the host IP address.

---

**ANS9377E** No virtual machine is specified on the *string* command or the virtual machine domain list could not be processed.

**Explanation:** No virtual machine found with name or specified in domain option.

**System action:** Processing stops.

**User response:** Specify a correct VM name or domain option.

---

**ANS9378E** Unexpected error while fingerprinting the data

**Explanation:** There was an error while fingerprinting the data. See the error log for more information.

**System action:** The object is not backed up.

**User response:** Retry the operation. Retry the operation without client-side deduplication. If the problem persists, contact IBM Spectrum Protect technical support.

---

**ANS9379E** Unexpected error while deduplicating the data

**Explanation:** There was an error while deduplicating the data. See the error log for more information.

**System action:** The object is not backed up.

**User response:** Retry the operation. Retry the operation without client-side deduplication. If the problem persists, contact IBM Spectrum Protect technical support.

---

**ANS9380E** The virtual machine that was specified on the *string* command could not be found.

**Explanation:** The command cannot complete because the virtual machine could not be found.

**System action:** Processing stopped.

**User response:** Try the operation again. Specify a correct VM name or DOMAIN option. This error can also be caused by incorrect settings for the VMHOST, VMHOSTCLUSTER, VMFOLDER or VMATASTORE

options. The VMHOST option value must be specified as an IP address or as a server name that is in fully qualified domain name (FQDN) format. The host name that you specify must match the host name as it is displayed in the vCenter server in the Host and Clusters view. This could be the fully qualified host name (FQDN), the shortened domain name, or the host IP address.

---

**ANS9381I** The value set for *vm*list option will be migrated to the new *domain* option.

**Explanation:** New option has been set.

**System action:** Processing continues.

**User response:** None.

---

**ANS9383E** The required files for the virtual machine operations were not found. The files are installed only if the client is defined as a data mover in IBM Spectrum Protect for Virtual Environments.

**Explanation:** A failure occurred when initializing the virtual machine environment.

**System action:** The operation cannot continue.

**User response:** Install IBM Spectrum Protect for Virtual Environments package to use the client to back up virtual machines.

---

**ANS9384W** Unable to get VMware Changed Block Tracking(CBT) data for virtual machine '*virtual machine name*'. Full VM backup continues, and includes both used and unused areas of the disk.

**Explanation:** IBM Spectrum Protect was unable to obtain Changed Block Tracking(CBT) data for the specified virtual machine. The backup continues, but instead of backing up just the used blocks (in the full VM backup case), or just the changed blocks (in the incremental VM backup case), the entire virtual machine is backed up. This backup includes both the used and unused blocks of the disk.

**System action:** The backup continues.

**User response:** See the error log dserror.log for information about why the changed block data is not obtained.

---

**ANS9385W** Error returned from VMware vStorage API for virtual machine '*VM-name*' in vSphere API function *\_ns2\_QueryChangedDiskAreas*. RC=*API return code*, Detail message: *API message*

**Explanation:** None.



**System action:** CBT processing stops.

**User response:** Contact the IBM Spectrum Protect administrator with the information provided in this message.

---

**ANS9386W** **Changed block tracking is not supported for virtual machine '*virtual machine name*'. A FULL backup of the disk will be performed and will include both used and unused areas of the disk.**

**Explanation:** IBM Spectrum Protect was unable to obtain Changed Block Tracking(CBT) data for the specified virtual machine because changed block tracking is not supported. RDM disks in physical mode, virtual disks attached to shared virtual SCSI bus, and VMs with hardware version 6 or earlier are not supported. The backup continues, but instead of backing up just the used blocks (in the full VM backup case), or just the changed blocks (in the incremental VM backup case), the entire virtual machine is backed up. This backup includes both the used and unused blocks of the disk.

**System action:** The backup continues.

**User response:** See the error log dsmmerror.log for information about why the changed block data is not obtained.

---

**ANS9387W** **An incremental backup for virtual machine '*virtual machine name*' is not possible because changed block information cannot be obtained. A full VM backup is attempted instead.**

**Explanation:** Changed block information is required to perform an incremental backup, but the information could not be obtained from the virtual machine. The information can be missing if two nodes back up the same virtual machine. One node runs a daily incremental backup, and the other node runs a weekly full backup. After the weekly full backup runs, the next daily backup cannot obtain changed block information, so a full backup is run instead of an incremental backup. Subsequent daily backups will be incremental until the next weekly full backup.

**System action:** The backup continues as a full backup instead of an incremental backup.

**User response:** Search the IBM Spectrum Protect support site IBM Spectrum Protect Support Portal ([http://www.ibm.com/support/entry/portal/product/tivoli/tivoli\\_storage\\_manager](http://www.ibm.com/support/entry/portal/product/tivoli/tivoli_storage_manager)) for this message number, for other possible causes of this error.

---

**ANS9388E** **The management class '*management class name*' specified for the '*option name*' option is invalid, or does not have a backup copy group.**

**Explanation:** The management class name for the specified option does not exist, or it exists but does not have a valid backup copy group.

**System action:** Processing stops.

**User response:** Verify that the specified management class name is valid, and that it contains a valid backup copy group.

---

**ANS9389W** **The DEDUP backup attempt was unsuccessful for virtual machine '*virtual machine name*'. Retry #*retry attempt number* with DEDUP disabled.**

**Explanation:** The attempt to backup the virtual machine with DEDUP enabled was unsuccessful. Instead of failing the backup right away, an attempt is being made to backup the virtual machine with DEDUP disabled.

**System action:** Processing continues with DEDUP disabled.

**User response:** Check the log files for messages as to why DEDUP failed. If future attempts to backup using DEDUP fail, contact your system administrator.

---

**ANS9390W** **The DEDUP backup attempt was unsuccessful for virtual machine '*virtual machine name*'. Retry #*retry attempt number* with DEDUP still enabled.**

**Explanation:** The attempt to backup the virtual machine with DEDUP enabled was unsuccessful. Instead of failing the backup right away, an attempt is being made to retry the backup of the virtual machine with DEDUP still enabled.

**System action:** Processing continues with DEDUP still enabled.

**User response:** Check the log files for messages as to why DEDUP failed. If future attempts to backup using DEDUP fail, contact your system administrator.

---

**ANS9391W** **Linux guest OS with EFI Boot enabled is not fully supported by IBM Spectrum Protect VMware backup. Manual steps may be required following restore to enable the virtual machine to power on correctly.**

**Explanation:** A restored Linux guest OS with EFI boot enabled may not successfully start. Manual steps are required to successfully boot the guest OS.

**System action:** Restore processing continues.

**User response:** Following guest OS restore: remove and reattach the guest Linux boot disk, select Guest Boot Option to enter EFI setup configuration on next boot, power on the guest, enter EFI Boot Maintenance, add Boot Device, select unnamed volume, give it a label, save and commit changes, continue with boot.

---

**ANS9392W No backupset name entered.**

**Explanation:** You must provide a backupset for this operation.

**System action:** Processing stops.

**User response:** Specify a valid backupset name.

---

**ANS9393W Incorrect backupset name entered.**

**Explanation:** The backupset name provided was invalid. Wildcards are not allowed.

**System action:** Processing stops.

**User response:** Specify a valid backupset name.

---

**ANS9394W No backupset file or device name entered.**

**Explanation:** You must provide a backupset file or device name for this operation.

**System action:** Processing stops.

**User response:** Specify a valid backupset file or device name.

---

**ANS9395E The filesystem has been migrated to the incremental forever model; MODE=FULL and MODE=INCR are not valid.**

**Explanation:** You must run only incremental forever backup types (IFINCR or IFFULL) if the filesystem has been migrated to the incremental forever type.

**System action:** Processing stops.

**User response:** Specify either MODE=IFFULL or MODE=IFINCR.

---

**ANS9396W Virtual machine 'VM' is not running. IBM Spectrum Protect Application Protection will not be used while backing up this VM.**

**Explanation:** IBM Spectrum Protect Application Protection can only protect VMs that are running.

**System action:** IBM Spectrum Protect Application Protection uses the VMWare tools to provide application consistency.

**User response:** Turn on the virtual machine or exclude it from IBM Spectrum Protect application protection by removing the INCLUDE.VMTSMVSS option for this

virtual machine. If you want logs to be truncated use INCLUDE.VMTSMVSS to protect this machine.

---

**ANS9397W IBM Spectrum Protect application protection cannot protect this machine. Virtual machine 'VM' does not have operating system or applications supported by IBM Spectrum Protect application protection.**

**Explanation:** The application protection can be used only for virtual machines that have operating systems or applications that are supported by IBM Spectrum Protect application protection. Refer to the product documentation for the list of supported operating systems and applications.

**System action:** IBM Spectrum Protect will use the VMware Tools to provide application consistency.

**User response:** Exclude the virtual machine from application protection by removing the INCLUDE.VMTSMVSS option for this virtual machine.

---

**ANS9398E IBM Spectrum Protect application protection failed to initialize on virtual machine 'VM'. See the error log for more details.**

**Explanation:** IBM Spectrum Protect application protection encountered an error during initialization.

**System action:** Processing stops.

**User response:** See the error log for more details. Correct the error(s) and try the operation again.

---

**ANS9399W *program-name*: lock file access error for operation *value* on path *value value* with errno text *value*.**

**Explanation:** A lock file operation has failed.

**System action:** IBM Spectrum Protect logs the condition and continues processing, or exits if directory not found.

**User response:** Correct the configuration.

---

**ANS9400W Unable to restore NVRAM file for vm '*virtual machine name*'. Manual steps may be required following restore to enable the virtual machine to power on correctly.**

**Explanation:** IBM Spectrum Protect was unable to upload NVRAM file for the specified virtual machine. The restore continues, but a restored guest OS with EFI boot enabled may not successfully start. Manual steps may be required to successfully boot the guest OS.

**System action:** The restore continues.

**User response:** Following guest OS restore if guest OS

fails to boot: remove and reattach the guest OS boot disk, select Guest Boot Option to enter EFI setup configuration on next boot, power on the guest, enter EFI Boot Maintenance, add Boot Device, select unnamed volume, give it a label, save and commit changes, continue with boot.

---

**ANS9401E** *program-name:* **Cannot kill recall daemon.**

**Explanation:** IBM Spectrum Protect A request for killing the recall daemon failed. This may occur during node failover.

**System action:** none.

**User response:** Continue with normal operation unless further errors occur.

---

**ANS9402E** *program-name:* **Cannot notify process name to recover HSM operations on a failing node.**

**Explanation:** In order to assume the functionality of a failing partner node, the dsmwatchd daemon must notify the local daemons.

**System action:** none.

**User response:** Communication cannot be established with the HSM daemon specified in this message. Check whether the target daemon is running. Start or restart the target daemon as appropriate. If the problem persists, restart the GPFS cluster.

---

**ANS9403E** **IBM Spectrum Protect has detected that the data to back up does not match the list of data to back up that was sent from the virtual machine. The backup of 'VM-Name' cannot continue.**

**Explanation:** The data that IBM Spectrum Protect would have backed up for a virtual machine would not match the data needed for a correct backup. The backup has been cancelled to prevent data loss.

**System action:** The backup is cancelled to prevent data loss.

**User response:** Retry the backup. If this error occurs again, contact IBM Software Support.

---

**ANS9404E** **Error creating the specified Virtual Machine. See log files for more information.**

**Explanation:** An error was encountered creating the Virtual Machine. Look in the dsmerror.log for additional information on why the Virtual Machine could not be created.

**System action:** Processing stops.

**User response:** Check the dsmerror.log for more

specific messages on why the virtual machine could not be created.

---

**ANS9405I** *program-name:* **The takeover of filesystem file system started.**

**Explanation:** The local activation of the specified file system started successfully.

**System action:** IBM Spectrum Protect on the local node will try to activate the file system that is space managed on another node.

**User response:** None.

---

**ANS9410W** **VMware Tools are either not running or out-of-date on virtual machine 'VM'. IBM Spectrum Protect application protection cannot be used.**

**Explanation:** IBM Spectrum Protect application protection requires that VMware tools are installed and running with an up-to-date version on the virtual machine.

**System action:** IBM Spectrum Protect will not provide application consistency. Application logs are not truncated.

**User response:** Install and/or upgrade and/or start VMware Tools on the virtual machine or exclude it from the application protection by removing the INCLUDE.VMTSMVSS option for this virtual machine.

---

**ANS9411E** **VSS provider registration failed. Command 'command' failed with Windows RC=return code**

**Explanation:** IBM Spectrum Protect was unable to register the VSS provider on the virtual machine.

**System action:** Processing stops.

**User response:** Restart the virtual machine and try the operation again.

---

**ANS9412E** *program-name:* **Failover is disabled on the local machine. Aborting failover ...**

**Explanation:** IBM Spectrum Protect Failover operations were disabled either by the system or the user.

**System action:** None.

**User response:** Check failover policy if necessary.

---

**ANS9413E** **The instant restore or instant access operation failed because these operations do not support virtual machines that are in virtual volume (VVOL) datastores.**

**Explanation:** The instant restore and instant access

operations do not support restores of virtual machines that are in VVOL datastores. VVOL datastores do not support Raw Device Mapping (RDM), which is required for these operations.

**System action:** The operation fails.

**User response:** For instant restore operations, specify a datastore and temporary datastore that is not a VVOL datastore.

For instant access operations, specify a datastore that is not a VVOL datastore.

---

**ANS9414E** Application protection is enabled for virtual machine 'VM-name', however, this virtual machine resides on a Virtual Volume (VVOL) datastore. Application protection needs to be disabled in order to back up this virtual machine.

**Explanation:** Application protection is not supported for virtual machines that reside on VVol datastores.

**System action:** The operation fails.

**User response:** Disable application protection by removing the include.vmtsmvss option from the options file and back up the virtual machine again.

---

**ANS9415E** Failed to copy 'source' to 'destination' with VMware RC=*rc* on virtual machine 'guest VM name'.

**Explanation:** IBM Spectrum Protect was unable to copy a file to the virtual machine.

**System action:** Processing stops.

**User response:** Verify that the source file exists and the destination is accessible. Restart the virtual machine and try the operation again.

---

**ANS9416E** Cannot create the directory 'source' on the virtual machine with Windows RC=*rc*

**Explanation:** IBM Spectrum Protect client was unable to create the specified directory on the virtual machine. It is possible that the directory exists and is locked by a process.

**System action:** Processing stops.

**User response:** Verify the the specified directory does not exist on the virtual machine. Restart the virtual machine and try the operation again.

---

**ANS9417E** IBM Spectrum Protect application protection could not freeze the VSS writers on the virtual machine named 'VM'. See the error log for more details.

**Explanation:** IBM Spectrum Protect application

protection encountered an error while freezing the VSS writers.

**System action:** Processing stops

**User response:** Use the 'vssadmin list writers' command to determine if any VSS writers detect errors on the virtual machine. Restart the VM. Retry the operation. If the retry fails, see the error log for details about the errors.

---

**ANS9422I** *program-name:* The rollback of filesystem file system started.

**Explanation:** The local activation of the specified file system started successfully.

**System action:** IBM Spectrum Protect on the local node will try to activate the file system that is space managed on another node.

**User response:** None.

---

**ANS9428E** *program-name:* The takeover of filesystem file system failed to start.

**Explanation:** The local activation of the specified file system failed to start. Please, note that only file systems which are space managed on another node within the same cluster can be taken over. Additionally, the file system must be mounted locally.

**System action:** IBM Spectrum Protect will not take over the file system.

**User response:** Make sure the file system is mounted locally and managed with the IBM Spectrum Protect client for space management on another node within the same cluster and retry the operation.

---

**ANS9431E** IBM Spectrum Protect application protection failed to thaw VSS writers on virtual machine 'VM'. See the IBM Spectrum Protect error log for more details.

**Explanation:** IBM Spectrum Protect application protection encountered an error while thawing VSS writers.

**System action:** Processing stops

**User response:** See the error log for more details. Verify that all VSS writers are not reporting errors by running command 'vssadmin list writers'. Restart the virtual machine and try the operation again. If the retry fails, see the error log for details about the errors.

---

**ANS9432W** IBM Spectrum Protect application protection failed to truncate application logs on virtual machine 'VM'.

**Explanation:** IBM Spectrum Protect application protection encountered an error while completing VSS

backup operation. The applications were successfully quiesced, but their logs were not truncated.

**System action:** Application logs are not truncated.

**User response:** See the error log for more details. Verify that all VSS writers are not reporting errors by running command **'vssadmin list writers'**. Restart the virtual machine and try the operation again. If the retry fails, see the error log for details about the errors. On the guest VM, verify that a mounted volume is not online. Use the Recovery Agent to dismount and remove any existing mount directories. Then, try the backup operation again.

---

**ANS9433E** *program-name:* **dm\_send\_msg failed with errno** *Errno*.

**Explanation:** Unable to execute DMApi call.

**System action:** Aborting operation.

**User response:** Check consistency of the GPFS daemon.

---

**ANS9443E** *program-name:* **The operation cannot be executed in a deactivated failover environment.**

**Explanation:** The operation relies on an active failover environment.

**System action:** Aborting operation.

**User response:** Run `dsmmigfs enableFailover` on the local node and repeat the operation.

---

**ANS9450W** *program-name:* **No eligible filesystem for takeover.**

**Explanation:** None of the locally mounted GPFS filesystems matches with the remotely managed filesystems of the failure node.

**System action:** Aborting takeover operation.

**User response:** Check that the filesystems of the remote failure node get managed elsewhere within the node set.

---

**ANS9451E** *program-name:* **GPFS or the SP switch is down locally. Aborting takeover activities ...**

**Explanation:** IBM Spectrum Protect GPFS is not functional locally.

**System action:** Aborting takeover operation.

**User response:** Check switch and VSD status. The local system must be unfenced.

---

**ANS9452E** *program-name:* **The DMApi is not functional locally. Aborting takeover activities ...**

**Explanation:** The operation stopped because the DMApi interface is not accessible.

**System action:** Aborting takeover operation.

**User response:** Check GPFS status.

---

**ANS9453E** *program-name:* **Could not determine the GPFS storage pool id for file 'file-path'.** **Reason:** *reason*

**Explanation:** The processed file does not exist or is located on a file system without storage pool support.

**System action:** The requested operation stops.

**User response:** Please check the input parameters and if DMAPI is enabled on the file system.

---

**ANS9457E** *program-name:* **Could not determine the storage pools of file system 'file-system'.** **Reason:** *reason*

**Explanation:** The specified file system is not a GPFS file system or has an old GPFS version.

**System action:** The requested operation stops.

**User response:** Please update to a supported version of GPFS.

---

**ANS9459E** **Using the specified MAXCANDIDATES parameter would produce an out-of-space condition in the parent filesystem of /etc/adsm/SpaceMan/candidatesPool. Based on the current free space situation the maximum value for the MAXCANDIDATES parameter is value.**

**Explanation:** The automigration candidate pools for the selected filesystem require MAXCANDIDATES per 10 KB plus a safety buffer of 5 MB of memory under `/etc/adsm/SpaceMan/candidatesPool`, which exceeds the available space.

**System action:** IBM Spectrum Protect Abort operation.

**User response:** Increase the filesystem size or choose a smaller value for the MAXCANDIDATES parameter. You may also create a dedicated filesystem with sufficient space for the migration pools under `/etc/adsm/SpaceMan/candidatesPool`. Kill the `dsmscout` processes after performing this option.

---

**ANS9462E** Failover functionality is not supported with this HSM release.

**Explanation:** The IBM Spectrum Protect user ran **dsmmigfs** with the failover flag on an unsupported platform.

**System action:** IBM Spectrum Protect ends the operation.

**User response:** None.

---

**ANS9469E** Warning! Unable to write a complete migration candidate list due to low space in the parent filesystem of *name*.

**Explanation:** IBM Spectrum Protect Low space in filesystem which stores the migration candidates files.

**System action:** IBM Spectrum Protect The executable writes a partial migration candidates list.

**User response:** Increase the filesystem size or create a dedicated filesystem with sufficient size under the given path.

---

**ANS9474E** *program-name*: Lost my session with **errno**: *errno* . Trying to recover.

**Explanation:** The DMAPI session is not valid.

**System action:** Trying to recover session.

**User response:** Check the failure node. You might have to recover the local GPFS daemon.

---

**ANS9475W** IBM Spectrum Protect application protection failed to cleanup after a VSS backup on virtual machine *VM*.

**Explanation:** IBM Spectrum Protect application protection encountered an error while cleaning up after a VSS backup operation.

**System action:** None

**User response:** See the error log for more details. Restart the virtual machine and try the operation again. If the problem persists, contact IBM technical support for further assistance.

---

**ANS9476I** *program-name*: Recovered my DM session *sid*.

**Explanation:** DMAPI session is recovered.

**System action:** This message is for informational purposes only.

**User response:** No action is required.

---



---

**ANS9480E** *program-name*: The rollback of *filesystem* file system failed to start.

**Explanation:** The local activation of the specified file system failed to start. Please, note that a rollback can only be performed after the space management of the file system was moved from the local node to another node during failover. Additionally, the file system must be mounted locally.

**System action:** IBM Spectrum Protect will not roll back the file system.

**User response:** Make sure the file system is mounted locally and managed with the IBM Spectrum Protect client for space management on another node within the same cluster and retry the operation.

---

**ANS9487W** *program-name*: cannot query the right on session *session* for file handle = *filehandle* token = *token*. Reason : error

**Explanation:** The Space Management cannot query the right on a file.

**System action:** Processing of the file is interrupted.

**User response:** Continue with normal operation.

---

**ANS9488E** Java Runtime Environment (JRE) was not found. File *VM* does not exist.

**Explanation:** JRE was not found in the IBM Spectrum Protect installation directory.

**System action:** Processing stops

**User response:** Re-install the product or install a required version of JRE and try again. If JRE is already installed on your machine, then make sure the PATH environment variable contains path to javaw.exe.

---

**ANS9489E** Java Runtime Environment (JRE) was not found.

**Explanation:** JRE was not found.

**System action:** Processing stops

**User response:** If you have already installed JRE, please verify that the `\java\` executable is set in the system PATH, otherwise install the required JRE version.

---

**ANS9490E** Cannot find `httpagent.jar` in the IBM Spectrum Protect client installation directory.

**Explanation:** The required file was not found.

**System action:** Processing stops

**User response:** Re-install the product or install a required version of JRE and try again.

---

**ANS9491E** The password credentials for virtual machine '*guest VM name*' could not be found. Use `dsmc SET PASSWORD -type=VMGUEST 'VM guest name' 'userid' 'password'` to save encrypted password.

**Explanation:** The required password was not found.

**System action:** Processing stops

**User response:** Use `dsmc SET PASSWORD -type=VMGUEST 'VM guest name' 'userid' 'password'` to save encrypted password. And then retry the 'backup vm' operation.

---

**ANS9492E** Destination size is not equal to source

**Explanation:** The space allocation for the selected destination is not the same as the source.

**System action:** The restore operation is not performed.

**User response:** Choose a different destination which is equal in size to the source.

---

**ANS9493E** The credentials found for virtual machine '*guest VM name*' are incorrect. Verify the credentials and use `dsmc SET PASSWORD -type=VMGUEST 'VM guest name' 'userid' 'password'` to update the username and password.

**Explanation:** The supplied credentials are incorrect. Failed to authenticate to guest VM using these credentials.

**System action:** Processing stops

**User response:** Use `dsmc SET PASSWORD -type=VMGUEST 'VM guest name' 'userid' 'password'` to update the username and password. And then retry the 'backup vm' operation.

---

**ANS9494E** Command '*command*' completed with `RC=return code` on virtual machine '*guest VM name*'.

**Explanation:** A remote command either timed out or failed.

**System action:** Processing stops

**User response:** Increase the value of `VMTIMEOUT` option and try the operation again.

---

**ANS9495E** Failed to login to virtual machine '*guest VM name*' because the VMware Tools are not running in the guest machine. Verify that the VMware tools are running and that no other program has access or is making any changes to this VM.

**Explanation:** Failed to login to virtual machine because the VMware Tools are not running in the guest machine.

**System action:** Processing stops

**User response:** Make sure that the VMware tools are running and that no other program has access or is making changes to this VM. And then retry the 'backup vm' operation.

---

**ANS9496E** Unable to lock virtual machine VM for application protection.

**Explanation:** The virtual machine is being backed up by another process. Only one process is allowed to use IBM Spectrum Protect application protection during a backup of a virtual machine at a time.

**System action:** Processing stops

**User response:** There is already another virtual machine backup in process via another datamover. Please wait for the other virtual machine backup to complete and re-try the operation. Or there was a crash or CTRL+C during the previous virtual machine backup. Please wait 10 minutes and re-try the operation.

---

**ANS9497W** Virtual machine '*VM*' resides on an ESX Server or vCenter that is not supported by IBM Spectrum Protect application protection. IBM Spectrum Protect application protection will not be used.

**Explanation:** Refer to the product documentation for the list of supported ESX and vCenter versions.

**System action:** IBM Spectrum Protect will use the VMware Tools to provide application consistency.

**User response:** Exclude the virtual machine from application protection by removing the `INCLUDE.VMTSMVSS` option for this virtual machine.

---

**ANS9498W** A valid IBM Spectrum Protect for Virtual Environments license file (*license-file*) cannot be located. IBM Spectrum Protect application protection will not be used.

**Explanation:** The license file was not found, or cannot be opened because of permissions, or the file is corrupted.

**System action:** IBM Spectrum Protect will use the VMware Tools to provide application consistency.

**User response:** Check permissions on file. See if the license file is in the correct place.

---

**ANS9499W** VMware tools on virtual machine 'VM' need to be updated. IBM Spectrum Protect application protection will still be used.

**Explanation:** IBM Spectrum Protect application protection requires that VMware Tools are up to date.

**System action:** IBM Spectrum Protect will use the VMware Tools to provide application consistency.

**User response:** Update VMware Tools on the virtual machine

---

**ANS9500W** *program-name:* cannot disposition the mount event. Reason: error

**Explanation:** The system wide mount event could not be dispositioned. Mount events will not be received by this daemon.

**System action:** Processing continues.

**User response:** Try to resolve the problem and restart the recall daemon. If the problem cannot be resolved immediately, kill and restart the recall daemon after an Space Management supported file system has been added using dsmmigfs or after a file system has been mounted using the mount command.

---

**ANS9501W** *program-name:* cannot set event disposition on session *session* for file system *mountdir* token = *token*. Reason : error

**Explanation:** Events could not be dispositioned on the file system. No events will be received for this filesystem. HSM is not enabled for this file system.

**System action:** Processing continues.

**User response:** The file system must be one of the supported native file systems in order for the Space Management to support it. Verify that the mount options the file system are correct. Correct the problem and remount the file system.

---

**ANS9502W** *program-name:* cannot remove event disposition on session *session* for file system *mountdir* token = *token*. Reason : error

**Explanation:** Event dispositions could not be removed from the file system.

**System action:** Processing continues.

**User response:** Verify that the file system is mounted and that dmapi is enabled on that file system. If the problem persists, unmount and remount the file system, then try the operation again. If the problem still persists, reboot the system.

---

**ANS9503I** *program-name:* events have been set and dispositioned on session *session* for file system *filesystem-name*

**Explanation:** Setting events and dispositioning these on a DM session enables the file system for Space Management support.

**System action:** Processing continues.

**User response:** Continue with normal operation.

---

**ANS9504W** *program-name:* The file system *filesystem-name* is not mounted or is mounted with wrong options.

**Explanation:** Either the file system is not mounted or it has been mounted with incorrect options.

**System action:** IBM Spectrum Protect continues.

**User response:** Mount the file system or remount it with corrected mount options.

---

**ANS9505E** *program-name:* cannot initialize the DMAPI interface. Reason: error

**Explanation:** IBM Spectrum Protect client failed to perform implementation-defined initialization of the DMAPI interface.

**System action:** The dm\_init\_service() function failed.

**User response:** If you are running IBM Spectrum Protect as a non-root user and you have IBM Spectrum Protect Space Management client installed, make sure that the **dsmrootd** daemon is up and running, then retry the operation. If you don't have the Space Management client installed, retry the operation under the root user authority.

---

**ANS9506E** *program-name:* The provided filesystem argument '*argument*' has an invalid format.

**Explanation:** Occurs if you are on a GPFS file system and the file system parameter was not in the correct format.

**System action:** The requested operation stops.

**User response:** See the dsmautomig documentation for the correct syntax.

---

**ANS9507E** *program-name:* cannot request the right on session *session* for file handle *filehandle* token = *token*. Reason : error

**Explanation:** Space Management cannot request the required right on a file.

**System action:** Processing of the file is interrupted.

**User response:** Continue with normal operation.



---

**ANS9508W** *program-name: cannot release the right on session session for file handle = filehandle token = token. Reason : error*

**Explanation:** Space Management cannot release the right on a file.

**System action:** Processing of the file is interrupted.

**User response:** Continue with normal operation.

---

**ANS9509W** *program-name: received an unexpected event of type event-type on session session.*

**Explanation:** The Space Management daemon received an unexpected event. This event has not been dispositioned.

**System action:** IBM Spectrum Protect ignores event and continues.

**User response:** Continue with normal operation.

---

**ANS9510E** *program-name: cannot get event messages from session session, expected max message-length = msglen, returned message-length = return-length. Reason : error*

**Explanation:** Space Management encountered an error while trying to receive a message on a DM session.

**System action:** Processing continues.

**User response:** Continue with normal operation.

---

**ANS9511E** *program-name: cannot read DM attributes on session session for file: name = name handle = handle token = token. Reason : error*

**Explanation:** Space Management cannot read the DM attributes of a DM object, usually a file. If the file name is not available, it will be displayed as an empty string or as <NA>.

**System action:** Processing of the file is interrupted.

**User response:** Continue with normal operation.

---

**ANS9512E** *program-name: cannot set DM attributes on session session for file handle = filehandle token = token. Reason : error*

**Explanation:** Space Management cannot set DM attributes for a DM object, usually a file.

**System action:** Processing of the file is interrupted.

**User response:** Continue with normal operation.

---



---

**ANS9513E** *program-name: cannot remove DM attributes on session session for file handle = filehandle token = token. Reason : error*

**Explanation:** Space Management cannot remove DM attributes for a DM object, usually a file.

**System action:** Processing of the file is interrupted.

**User response:** Continue with normal operation.

---

**ANS9514E** *program-name: cannot create a file handle from path. Reason: error*

**Explanation:** Space Management cannot create a file handle from the given file.

**System action:** Processing of the file is interrupted.

**User response:** Continue with normal operation.

---

**ANS9515E** *program-name: cannot set the migration information. Reason: error*

**Explanation:** Space Management cannot set the migration information of a file, because Space Management cannot create a file handle from the file or from the file system.

**System action:** Processing of the file is interrupted.

**User response:** Continue with normal operation.

---

**ANS9516E** *program-name: cannot create an user event message on session session. Reason: error*

**Explanation:** Space Management cannot create an user event message, needed to reference rights on a file to be processed.

**System action:** Processing of the file is interrupted.

**User response:** Continue with normal operation.

---

**ANS9518E** *program-name: cannot respond to an event message on session session using token token Reason : error*

**Explanation:** An event message could not be responded to (returned to the system).

**System action:** Space Management continues.

**User response:** If a user process is unexpectedly blocked and cannot be killed, see your system administrator.

---

---

**ANS9519W** *program-name: cannot set eventlist for a file system on session session*  
**token = token fs-handle = fs-handle.**  
**Reason : error**

**Explanation:** An eventlist could not be set on a file system. None of the events will be generated by the system on this file system.

**System action:** Space Management continues.

**User response:** Try the operation again. If the problem persists, verify that the file system is mounted with dmapi enabled. If the problem still persists, reboot the system.

---

**ANS9520E** *program-name: cannot set a managed region on session session*  
**for file handle = filehandle token = token.**  
**Reason : error**

**Explanation:** A managed region could not be set on a file. No events will be generated for this file.

**System action:** Processing of the file is interrupted.

**User response:** Try the operation again. If the problem persists, verify that the file system is mounted with dmapi enabled. If the problem still persists, reboot the system.

---

**ANS9521E** *program-name: cannot get the file attributes on session session*  
**for file handle = handle token = token.**  
**Reason : error**

**Explanation:** Space Management cannot read the attributes of a file.

**System action:** Processing of the file is interrupted.

**User response:** Try the operation again. If the problem persists, verify that the file system is mounted with dmapi enabled. If the problem still persists, reboot the system.

---

**ANS9522E** *program-name: can not create a file system handle from path. Reason: error*

**Explanation:** The program can not create a file system handle from the file system name. If Reason is Operation not permitted, the dmapi functionality may be disabled for the file system.

**System action:** Processing of the file system is interrupted.

**User response:** If Reason is Operation not permitted, enable dmapi functionality for the file system and retry.

---

**ANS9523E** *program-name: is unable to verify the stub size for the file on session session*  
**file handle = filehandle token = token.**  
**Reason : error**

**Explanation:** A correct stub size could not be determined by the system.

**System action:** The system stops migration of the file.

**User response:** Try the operation again. If the problem persists, verify that the file system is mounted with dmapi enabled. If the problem still persists, restart the system.

---

**ANS9524W** *program-name: adjusted stubsize to an allowed value on session session*  
**file handle = filehandle token = token**  
**old stubsize = old-size new stubsize = new-size**

**Explanation:** The predefined stubsize for the file should be corrected to accommodate to the boundary and rounding constraints imposed by the DMAPI implementation. Space Management can also change the stubsize during migration if the predefined stubsize value is larger than the logical file size.

**System action:** Space Management continues.

**User response:** Continue with normal operation.

---

**ANS9525E** *program-name: is unable to create a stub file on session session*  
**for file handle = handle token = token.**  
**Reason : error**

**Explanation:** An error occurred while creating a stub file.

**System action:** Processing of the file is interrupted.

**User response:** Continue with normal operation.

---

**ANS9526E** *program-name: cannot open the state file filename for writing. Reason: error*

**Explanation:** The global or file system state file could not be opened.

**System action:** Processing stops.

**User response:** Try the operation again. If the problem persists, verify that the file system is mounted with dmapi enabled. If the problem still persists, restart the system.

---

**ANS9527E** *program-name: cannot write to the state file filename. Reason: error*

**Explanation:** Space Management could not write to the state file.

**System action:** Processing stops.

**User response:** Try the operation again. If the problem persists, verify that the file system is mounted with dmapi enabled. If the problem still persists, restart the system.

---

**ANS9528W** *program-name: cannot read from the state file filename.*  
**. The file is corrupted and will be recreated.**

**Explanation:** Space Management could not read from the state file.

**System action:** Processing stops.

**User response:** Try the operation again. If the problem persists, verify that the file system is mounted with dmapi enabled. If the problem still persists, restart the system.

---

**ANS9529W** *program-name: cannot obtain the handle of a file system state file*

**Explanation:** IBM Spectrum Protect space management could not find the handle of a file system state file that is stored in the global state file. This can occur if either space management is querying a file system that has no HSM support added, or the file system state file is corrupted, or the global state file is corrupted.

**System action:** IBM Spectrum Protect continues or stops processing, depending on the situation.

**User response:** Try the operation again. If the problem persists, verify that the file system is mounted with dmapi enabled. If the problem still persists, restart the system.

---

**ANS9530W** *program-name: cannot remove an entry for file-system from the global state file.*

**Explanation:** The entry for the file system in the dmiFSGlobalState file cannot be removed. Possible reasons:

- There is not enough memory to create temporary file name for temporary file system table.
- There is not enough free space or inodes to create temporary file system table
- The real or temporary file system table files cannot be opened.

**System action:** IBM Spectrum Protect does not remove the entry from the global state file.

**User response:** Try the operation again. If the problem persists, verify that the file system is mounted with dmapi enabled. If the problem still persists, restart the system.

---

**ANS9531E** *program-name: cannot create a DM session: old session = oldsession  
 session info = session-info. Reason : error*

**Explanation:** Space Management could not create a DM session.

**System action:** Processing stops.

**User response:** Try the operation again. If the problem persists restart the system.

---

**ANS9532W** *program-name: cannot destroy the session session. Reason: error*

**Explanation:** Space Management could not destroy a DM session.

**System action:** Processing continues.

**User response:** Try the operation again. If the problem persists, verify that the file system is mounted with dmapi enabled. If the problem still persists, restart the system.

---

**ANS9533W** *program-name: failed getting all sessions. Reason: error*

**Explanation:** Space management could not get all DM sessions on the system.

**System action:** Processing stopped.

**User response:** Try the operation again. If the problem persists, verify that the file system is mounted with dmapi enabled. If the problem still persists, restart the system.

---

**ANS9534W** *program-name: cannot find existing DMAPI session for the program. Reason: error*

**Explanation:** The Space Management program cannot find a previously used DMAPI session on the system

**System action:** The Space Management program will open a new DMAPI session

**User response:** Continue with normal operation if a new DMAPI session can be created. Issue error if a new DMAPI session cannot be created.

---

**ANS9535E** *program-name: a file handle could not be created from the file descriptor file-descriptor. Reason: error*

**Explanation:** Space management could not create a file handle.

**System action:** Processing of the file is interrupted.

**User response:** Try the operation again. If the problem persists, verify that the file system is mounted with

dmapi enabled. If the problem still persists, restart the system.

---

**ANS9536E** *program-name: cannot query an event message on session session. Reason: error*

**Explanation:** The space management recall service was not able to identify whether a recall request was initiated from the NFS daemon.

**System action:** Processing of the file is interrupted.

**User response:** Verify the NFS daemon is properly running and retry the recall operation.

---

**ANS9537E** *program-name: Invalid storage pool 'storagepool' for file system 'filesystem'.*

**Explanation:** No storage pool with that name exists on the specified file system.

**System action:** The requested operation stops.

**User response:** Please make sure the storage pool exists on the specified file system.

---

**ANS9538W** *program-name: request request for DM file attributes not recognized*

**Explanation:** An unknown request type has been encountered that cannot be handled.

**System action:** Processing continues.

**User response:** Continue with normal operation.

---

**ANS9539E** *program-name: cannot create a file system handle from the file handle = filehandle. Reason : error*

**Explanation:** A file system handle could not be created from a file handle.

**System action:** Processing continues.

**User response:** Continue with normal operation.

---

**ANS9542E** *program-name: the file attributes could not be set on session session for file handle = filehandle token = token flag = flag Reason : error*

**Explanation:** Space management could not update file attributes.

**System action:** Processing of the file is interrupted.

**User response:** Try the operation again. If the problem persists, verify that the file system is mounted with dmapi enabled. If the problem still persists, restart the system.

---

**ANS9543W** *program-name: The IBM Spectrum Protect client needs blocks-num1 free file system blocks to be able to handle the nospace condition on file system filesystem-name, errno: error-num, reason: error-str. Currently blocks-num2 blocks with a block size of block-size bytes are available.*

**Explanation:** Either the client is not able to get status information for the file system or there is insufficient space in the file system. The message reports zero blocks if the file system status information is not available.

**System action:** Processing continues.

**User response:** If there is insufficient space in the file system, free the required space or increase the file system capacity. If this is due to an input output error, perform an appropriate file system check (e.g. **fsck**). Then try the operation again.

---

**ANS9545E** *program-name: cannot get a lock for lockdirlockfile to continue processing.*

**Explanation:** Space management could not obtain a lock for a file.

**System action:** processing stops.

**User response:** Try the operation again. If problem persists, restart HSM. If problem still persists, restart the system.

---

**ANS9546E** **IBM Spectrum Protect cannot perform instant restore because Microsoft Active Directory Domain Controller was detected on virtual machine.**

**Explanation:** The virtual machine contains Microsoft Active Directory Domain Controller. It cannot be recovered using instant restore.

**System action:** Processing stops.

**User response:** Use a regular restore to recover the virtual machine.

---

**ANS9548W** **Cannot complete remote file access for inode:'inode number', alias:'file name'.**

**Explanation:** Space management cannot complete the remote file access. The file may be migrated to an IBM Spectrum Protect migration server that could be temporarily unavailable. The file may be an orphan stub.

**System action:** Process terminates the current operation.

**User response:** Check to see whether the server has been disabled by the system administrator, then retry the operation. To check whether the file is an orphan

stub or not, run **dsmreconcile** for the affected file system. Note: the file alias may be displayed as 'unavailable' if the connection to server is unavailable or 'orphan' if the appropriate file copy cannot be located on a particular migration server.

---

**ANS9550W File recall has been discontinued.**

**Explanation:** Recall stops because the file being recalled would cause the file system to run out of space.

**System action:** Process terminates the current operation.

**User response:** Increase the file system space, or remove unneeded files, or wait until space management has migrated files off the file system by demand or threshold migration, or manually migrate files. Then retry the operation.

---

**ANS9552E** *program-name:* **cannot add space management to file-system; path includes non-local file system.**

**Explanation:** An attempt was made to add space management to a file system whose path contains non-local elements.

**System action:** Processing stopped.

**User response:** File system must be entirely local.

---

**ANS9554E** *program-name:* **command for file system mountdir**  
**Reason :** *error*

**Explanation:** An attempt to enable or disable xdsm api functionality on the file system failed. If the attempt was to enable HSM, then HSM is not enabled for this file system.

**System action:** Processing continues.

**User response:** The file system must be of type JFS2 in order for the Space Management to successfully set the managed attribute. Verify that the file system is of the correct type.

---

**ANS9556E** **Number of CTL files on disk (number of CTLs on disk) do not match the expected value (number of CTLs in cache).**

**Explanation:** The number of CTLs files counted in VCM lib cache should be equal to that in the local disks.

**System action:** Processing is aborted.

**User response:** None.

---

**ANS9576E** **Not enough space in filesystem to create meta data file!**  
**At least *space* space required!**

**Explanation:** A disk full error occurred attempting to create the metadata file. Please migrate some files in filesystem to free at least *space* kb.

**System action:** Processing stops.

**User response:** None.

---

**ANS9577E** **An exception "*msg*"! Unable to use meta file!**

**Explanation:** An internal error occurred. The dsmscout is unable to use the meta data file!

**System action:** Processing stops.

**User response:** None.

---

**ANS9578E** **An unknown error occurred!**

**Explanation:** An internal error has occurred. The dsmscout is unable to use the meta data file! The file has been deleted. A new meta data file will be created.

**System action:** Processing stops.

**User response:** None.

---

**ANS9590E** **The SOAP error information: *message* failed, reason: *message***

**Explanation:** The detailed SOAP error message is created from gSOAP communication module and does not exist in the chosen language!

**System action:** Processing continues.

**User response:** Verify your system and retry the operation.

---

**ANS9591E** **A SOAP UDP connection error has happened!**

**Explanation:** The SOAP communication system had an UDP error. Please see errorlog file for more detailed information!

**System action:** Processing ends.

**User response:** None.

---

**ANS9592E** **A SOAP TCP connection error has happened!**

**Explanation:** The SOAP communication system had an TCP error. Please see errorlog file for more detailed information!

**System action:** Processing ends.

**User response:** None.

---

**ANS9593E A SOAP HTTP communication error has happened!**

**Explanation:** The SOAP communication system had an HTTP error. Please see errorlog file for more detailed information!

**System action:** Processing ends.

**User response:** None.

---

**ANS9594E An internal SOAP error has happend!**

**Explanation:** The SOAP communication system had an internal error. Please see errorlog file for more detailed information!

**System action:** Processing ends.

**User response:** None.

---

**ANS9595E The SOAP communication system is out of memory!**

**Explanation:** The SOAP communication system had an memory error. Please see errorlog file for more detailed information!

**System action:** Processing ends.

**User response:** None.

---

**ANS9596E The SOAP communication ended unexpected!**

**Explanation:** The SOAP communication system had an EOF error. Please see errorlog file for more detailed information!

**System action:** Processing ends.

**User response:** None.

---

**ANS9613E *program-name:* Stub size of *stubsizes* bytes is not supported on *filesystem*.**

**Explanation:** The given stub size value not a multiple of the file system block size and cannot be supported.

**System action:** The program aborts the operation.

**User response:** Use a correct stub size.

---

**ANS9616E *program-name:* cannot get migration information for *migrated-file-alias* on *file-system-name***

**Explanation:** Space management cannot access the specified file system object using the system DMAPI functions. This condition might occur if DMAPI support is not enabled for the file system, or if there is an inconsistency in the file system. This message is typically preceded by other messages that have more specific information about the error.

**System action:** Processing of the file is interrupted.

---

Processing continues with the next file.

**User response:** Review dsmerror.log for preceding messages that might have more specific information about the error. Verify that the file system is consistent and mounted with DMAPI support enabled. Then retry the operation. If the problem persists, contact IBM technical support for further assistance.

---

**ANS9618W The mount point of HSM managed file system has been changed from '*old mount point*' to '*new mount point*'.**

**Explanation:** The mount event of HSM managed file system on a different mount point has been received.

**System action:** The dsmrecalld master process is going to proceed with mounting of the HSM managed file system.

**User response:** Ensure that the HSM file space is renamed on the IBM Spectrum Protect server in accordance with the new HSM managed file system mount point. Otherwise, a subsequent reconciliation job will report all previously migrated files (if any) as orphans.

---

**ANS9645W The vApps backup operation completed. However, one or more vApp backups failed.**

**Explanation:** There were successfull vApp backups but there were backup failures as well. The operation is considered successfull.

**System action:** The backup operation completed successfully.

**User response:** Check the console output and error logs for information about why the backups failed. Correct any issues and try backing up the failed vApps again.

---

**ANS9669W *program-name:* file-system CFI is out of range.**

**Explanation:** IBM Spectrum Protect CFI is out of range on the specified file system. The scout daemon could not insert a new file entry into the CFI during the file system scan. As a result, it may not provide enough candidates for the next automigration.

**System action:** Processing continues.

**User response:** Please, reconsider the MAXFILES option setting for the file system. The CFI size should likely be increased via 'dsmmigfs update /fs -MAXFiles=n' command.

---

---

**ANS9674W One or more of the required vApps could not be retrieved.**

**Explanation:** Not all of the vApps that were required by the given specification could be retrieved. This can be caused by a change in the vCD vApps definition or a user mistake in the provided vApp spec.

**System action:** The operation will proceed, as there are still existing items to operate on.

**User response:** Check the provided vApps specification to make sure the specification matches the existing configuration. Correct any issues and try the operation again.

---

**ANS9733E File: *File-name* excluded by the Include/Exclude list**

**Explanation:** You tried to back up the named *file-name* that was specified to be excluded from backup.

**System action:** IBM Spectrum Protect did not back up the file.

**User response:** Specify the file using the Include option and retry the operation.

---

**ANS9778E Error(s) were detected in options file: "Do you want IBM Spectrum Protect to comment out the line with errors and continue?"**

**Explanation:** Invalid options or option values were encountered while reading the options file.

**System action:** This message is displayed. Further action depends on your response.

**User response:** Click "Yes" to allow the process to turn the invalid line into comments. If you click "No", you will exit immediately.

---

**ANS9779E Unable to open options file " for writing.**

**Explanation:** An error occurred while tried to open options file for writing to update it.

**System action:** Program exits.

**User response:** Check file and directory access permissions or correct invalid entries in your options file manually.

---

**ANS9782S The selected backupset was generated by a newer version of the backup server, and the new backupset version is not supported by this client; The backupset data cannot be restored by this version of the client.**

**Explanation:** The backupset you are attempting to restore was generated by a newer server that has a

different level of functionality. The client you are using does not recognize this newer format so it cannot restore the data from the backupset.

**System action:** Processing stopped.

**User response:** Restore the backupset with a client that is at the same or higher level as the server that was used to generate the backupset.

---

**ANS9806W The file system type is not supported.**

**Explanation:** The file system is not a type supported by space management.

**System action:** Unable to add space management to the file system.

**User response:** There is a mismatch between the HSM client and the file system type specified. If the file system type is consistent with the intent, install an HSM client that supports it, then try the operation again. Only one HSM client can be installed at a time.

---

**ANS9807W The specified backupset file does not contain a backupset of type "file" for the specified nodename.**

**Explanation:** Local backupset support is limited to backupsets that contain file data; Image backupsets are not supported locally. The specified backupset does not contain a backupset with file data for the node name specified.

**System action:** Processing stopped.

**User response:** Specify a different backupset file to restore file data from a backupset. To restore an image from a backupset, access the backupset from a IBM Spectrum Protect server.

---

**ANS9827W Error accessing the Recall daemon lock file: *file name*.**

**Explanation:** There is a problem accessing the recall daemon lock file.

**System action:** Unable to determine if the recall daemon is running. Because the recall daemon is needed to perform file recalls, the recall fails.

**User response:** Check with the system administrator. The recall process needs read access to the `/etc/adsm/SpaceMan/dsmrecalld.pid` file.

---

**ANS9828W File: *file-name* is skipped for migration: The file is either AFM uncached or dirty.**

**Explanation:** If using GPFS Active file management, the file could either be uncached or dirty. Uncached (no file data available in cache. Access would cause replication from home)

Dirty (changed file data in cache. No valid replication in home)

**System action:** The file is skipped from processing.

**User response:** Uncached (fetch the file from home to cache and rerun the processing)

Dirty (replicate the file from cache to home and rerun the processing)

#### ANS9829W Recall daemon is not running.

**Explanation:** The recall daemon is not running.

**System action:** IBM Spectrum Protect recall fails.

**User response:** Ask the system administrator to start a recall daemon by issuing the `dsmrecalld` command.

#### ANS9842E The watch daemon is not running properly.

**Explanation:** The watch daemon is either not running, has no dmapi session, or is not connected to group services.

**System action:** The IBM Spectrum Protect action fails.

**User response:** Ask the system administrator to check GPFS, the group services, and to restart a watch daemon by issuing the `dsmwatchd` command.

#### ANS9845E Space management action ends.

**Explanation:** The requested space management operation is ended because the watch daemon is not working properly.

**System action:** Processing Ends.

**User response:** Look for previous messages.

#### ANS9849W Local backupset cannot be expanded; Only full backupset restore is supported locally.

**Explanation:** Local backupsets cannot be expanded to show volumes, directories, and files. Only full backupset restore is supported from local backupsets.

**System action:** Processing stopped.

**User response:** To restore specific volumes, directories, and files from a backupset, restore the backupset from the IBM Spectrum Protect server.

#### ANS9850E Tape read error; Max Blocksize is *blocksize*. Attempted to read *blocksize* *blocksize*. Run `dsmmmaxsg` to update scsi driver max blocksize allowed and retry operation.

**Explanation:** An attempt to read from tape at the specified blocksize failed; The maximum blocksize allowed for the scsi driver is shown.

**System action:** Processing stopped.

**User response:** If the maximum blocksize is less than the blocksize used by the operation, run the `dsmmmaxsg` utility to update the maximum blocksize allowed for the scsi driver, and then retry the operation. If the maximum blocksize is greater than or equal to the blocksize used, then verify that the tape installed and operating correctly and retry the operation.

#### ANS9857W The restored HSM for Windows stub file may be an orphan: *stub file name*

**Explanation:** The restored stub file may not be accessible in the HSM client archive and thus it possibly cannot be recalled.

**System action:** Stub file is restored.

**User response:** Check if the stub file can be accessed.

#### ANS9858E The backup-archive operation did not run. The backup-archive operation involves stub files that were migrated with the HSM for Windows client. The installed HSM for Windows client version *version*, *release*, *level* is incompatible with installed backup-archive client version *version*, *release*, *level*.

**Explanation:** The backup-archive client uses the HSM for Windows client for backup-archive operations that involve migrated files. The HSM for Windows client and the backup-archive client must be at the same PTF level.

**System action:** The backup-archive operation does not run for any files. Migrated files and resident files are not processed.

**User response:** Uninstall the current HSM for Windows client and install an HSM for Windows client at the same PTF level as the backup-archive client.

#### ANS9890W *program-name*: The file system *filesystem* is already owned by that node.

**Explanation:** The file system is already owned by that node..

**System action:** None.

**User response:** None.

#### ANS9892E Unable to find snapshot(s) in the local repository.

**Explanation:** The requested volume snapshot(s) were not found in the local repository.

**System action:** Processing stops.

**User response:** Ensure the operation is issued with the proper nodename and/or server address. In a



non-cluster environment perform the operation from a different host with the expected hostname. Retry the operation.

---

**ANS9895W** Space management in file system *file system* is not active.

**Explanation:** You tried to select a file in a file system for which space management is inactive.

**System action:** The process continues with normal operation.

**User response:** Reactivate space management for the file system, and then proceed with selecting files.

---

**ANS9910E** The stream of data to backup guest *vm name* was sent in the wrong order. The backup cannot continue.

**Explanation:** The backup verification system detected the stream of data of the virtual machine was being sent to the server in the wrong order. The backup has ended to prevent data loss.

**System action:** The backup operation for this VM ends.

**User response:** Try the backup again. If the error persists, contact IBM Software Support.

---

**ANS9911E** The backup verification system detected that some data was not sent during the backup of virtual machine *vm\_name*. The backup has been halted.

**Explanation:** The backup verification system detected that some data on one of the objects sent to the server is missing. The backup has been halted to prevent data loss.

**System action:** The backup operation for this virtual machine ends.

**User response:** Try the backup again. If the error persists, contact IBM Software Support.

---

**ANS9912E** An error occurred when attempting to create a VMware vSphere Virtual Volume (VVOL) object. This could be the result of an incompatibility between the virtual machine and the datastore or insufficient available storage space.

**Explanation:** An error occurred when attempting to create an object in a VVol datastore.

**System action:** The operation fails.

**User response:** Specify a different destination datastore and retry the operation.

---

**ANS9913W** The VM backup operation that uses SAN transport mode failed.

**Explanation:** This issue typically occurs when the data mover that specifies the SAN transport mode does not have SAN access to the VMware datastore.

**System action:** The operation fails.

**User response:** Specify a different transport mode and retry the operation.

---

**ANS9914W** The VM backup operation may fail because SAN transport mode is not supported for vVol datastores.

**Explanation:** The data mover specifies the SAN transport mode. This transport mode is not supported in an environment that contains VMware Virtual Volume (Vvol) datastores.

**System action:** The operation fails.

**User response:** Specify a different transport mode and retry the operation.

---

**ANS9915E** The guest *vm name* is missing expected data files from the previous backups. The backup operation continues based on the setting of the VMVERIFYAction option.

**Explanation:** During the verify operation, the number of data files that were found on the server are insufficient to match the requirements of the control files.

**System action:** The backup operation for this VM continues based on the setting of the VMVERIFYAction option.

**User response:** Run a full VM backup for this virtual machine. Or, specify the VMVERIFYAction option to force a full VM backup.

---

**ANS9916I** VMCUSER does not have one or more required vSphere privileges to create/update/cancel Tasks in vSphere related to this operation. The operation will continue.

**Explanation:** VMCUSER does not have one or more required vSphere privileges to create/update/cancel Tasks related to this operation. This is informational only and does not affect the Backup/Restore operation.

**System action:** A Task related to this operation may not show up in the vSphere Client due to missing privileges. The operation will continue.

**User response:** The vSphere Task provides additional information about IBM Spectrum Protect initiated VM Backup/Restore operations including progress as well as the ability to cancel these tasks from the vSphere

Client. Please refer to the 'VMware vCenter Server user privilege requirements' section of the 'IBM IBM Spectrum Protect for Virtual Environments: Data Protection for VMware User's Guide.'

---

**ANS9917E** Size estimates that correspond to the expected control files for *vm name* do not match.

**Explanation:** During the verify operation, the control files that were found on the server do not match the expected size estimate of the data files for one or more disks.

**System action:** The backup operation for this VM continues based on the setting of the VMVERIFYIFAction option.

**User response:** Run a full VM backup for this virtual machine. Or, specify the VMVERIFYIFAction option to force a full VM backup.

---

**ANS9918E** Cannot open migration candidates list for *file-system*.

**Explanation:** Cannot access the migration candidates list for the specified file system.

**System action:** The system continues normal operation.

**User response:** Select OK to return.

---

**ANS9919E** Failed to find the expected control files for *vm name*.

**Explanation:** During a verify operation, the number of control files that were found on the server do not match the expected amount for one or more disks.

**System action:** The backup operation for this VM continues based on the VMVERIFYIFAction option.

**User response:** Perform a full VM backup for this virtual machine or specify the VMVERIFYIFAction option to force a full VM backup.

---

**ANS9920W** Forcing a full vm backup for *vm name*.

**Explanation:** During a verify operation, the number of control files that were found on the server do not match the expected amount for one or more disks. As a result, a full VM backup is performed.

**System action:** The backup operation for this VM is a full backup instead of an incremental backup.

**User response:** Ensure the VERIFYIFAction option is set to the wanted value.

---

**ANS9921E** Virtual machine disk, *vm name* (disk label), verification check failed (size on disk/ctl size). If the disk is on an NFS datastore and the disk size was recently changed or the disk was moved from non-NFS datastore to NFS datastore, the verification failure is expected and a full backup is required.

**Explanation:** During a verify operation, the number of control files that were found on the server do not match the expected number for this disk. For disks on NFS datastores: Because of how VMware processes disk size changes and because the Change Block Tracking (CBT) QueryChangedDiskAreas API does not support change ID "\*", the backup operation cannot determine whether the disk size was changed, the disk was moved to NFS datastore or some other error occurred.

**System action:** The backup operation for this VM proceeds based on the VMVERIFYIFAction option.

**User response:** Perform a full VM backup for this virtual machine or specify the VMVERIFYIFAction option to force a full VM backup.

---

**ANS9922I** VMVERIFYIFLatest is enabled for *vm name* (action: *type*).

**Explanation:** This VM operation verifies the control files from the previous backup to ensure that all expected files are on the server.

**System action:** The operation proceeds based on the value of the VMVERIFYIFAction option.

**User response:** Ensure the VERIFYIFAction option is set to the wanted value.

---

**ANS9923W** Forcing a full backup for *vm name*.

**Explanation:** The MAX capacity of MBLK is not enough for the disks in the incremental backup. A full backup will be performed.

**System action:** The backup operation for this VM is a full backup instead of an incremental backup.

**User response:** None.

---

**ANS9924W** A full backup for the *vm name* virtual machine will be performed because of added disk capacity.

**Explanation:** The disk capacity of the virtual machine has increased since the last backup. A full backup and a Changed Block Tracking (CBT) reset will be performed.

**System action:** The backup operation for this virtual machine is a full backup instead of an incremental backup.

**User response:** No action is required.

---

**ANS9950W** Streaming and partial recall modes can not be set for files migrated using external backend.

**Explanation:** Streaming or partial recall modes are not supported for files in this mode.

**System action:** Operation aborted.

**User response:** Special recall modes are only available for files migrated using IBM Spectrum Protect Server as a backend.

---

**ANS9951I** File: *file-name* has already been migrated.

**Explanation:** You tried to migrate a file that is already migrated. Note that you may get this message if the file is hard linked with another, already migrated file.

**System action:** The file is skipped.

**User response:** None.

---

**ANS9958E** File '*file-namefile-namefile-name* has not yet reached the age for migration. File skipped.

**Explanation:** This file cannot be migrated because it has not yet reached the age for migration.

**System action:** The file resides in state resident.

**User response:** The minimal age of a file to be eligible for migration is two minutes. Retry the migration operation after two minutes or use processing option HSMENABLEImmediate migrate YES to force the migration.

---

**ANS9959W** IBM Spectrum Protect acceptor received a non-critical network error *errno*, IBM Spectrum Protect return code : *TSM-rc*.

**Explanation:** The communication problem happened while listening for inbound connection but the IBM Spectrum Protect acceptor continues running.

**System action:** Processing continues.

**User response:** No further action is required, it can be safely ignored.

---

**ANS9984W** PFR plugin library was not found.

**Explanation:** PFR plugin library should have been installed when the client was installed, but it cannot be found.

**System action:** The selected operation is not performed.

**User response:** None.

---

**ANS9987W** Partial recall mode is not set for *full-file-name*

**Explanation:** Partial recall mode is not set for the specified file.

**System action:** The recall is not performed for the specified file. Processing stopped.

**User response:** Set the partial recall mode on the file ("dsmattr -recallmode=partialrecall" command) and re-try the operation.

---

**ANS9989W** Management class *mcName* specified on the INCLUDE statement in *file-name* at line *line-number* does not exist.

**Explanation:** Management class named on the INCLUDE statement in the *file-name* file does not exist in your assigned policy set on the server.

**System action:** The object is bound to the default management class.

**User response:**

- Update the INCLUDE statement so that it specifies a valid management class.
- Define the management class named on the INCLUDE statement (if it is intended to have a management class with that name).
- Verify that the node is in the correct policy domain (perhaps the node was accidentally put in the wrong policy domain, and the correct domain has the management class).
- Remove the INCLUDE statement if it is no longer necessary to bind the files to the management class.

---

**ANS9990W** Management class *mcName* specified on INCLUDE statement in client option set does not exist.

**Explanation:** Management class named on the INCLUDE statement in client option file does not exist in your assigned policy set on the server.

**System action:** The object is bound to the default management class.

**User response:**

- Update the INCLUDE statement so that it specifies a valid management class.
- Define the management class named on the INCLUDE statement (if it is intended to have a management class with that name).
- Verify that the node is in the correct policy domain (perhaps the node was accidentally put in the wrong policy domain, and the correct domain has the management class).
- Remove the INCLUDE statement if it is no longer necessary to bind the files to the management class.

---

**ANS9992E** The following options must be set before running this operation: VMCHOST or VMCUSER.

**Explanation:** VMCHOST or VMCUSER is missing from the options file.

**System action:** Operation cannot continue without options being set.

**User response:** Manually edit the options file or use the preferences editor to set these options.

---

**ANS9993E** Not able to override options.

**Explanation:** The process can not override the options.

**System action:** The command is not processed.

**User response:** None.

---

**ANS9994W** Can not get response message, timeout reached.

**Explanation:** The timeout was reached before getting response message. The option override could be successful.

**System action:** The command processed.

**User response:** None.

---

**ANS9995W** The value of the VMMAxBACKUPSESSIONS option is '*ivmMaxBackupSessions*'. This value must be greater than or equal to the value of the VMMAXPARALLEL option, which is '*ivmMaxParallel*'.  
The value will be set to the value of the VMMAXPARALLEL option.

**Explanation:** The number of server sessions that are specified by the VMMAxBACKUPSESSIONS option must be equal to or greater than the number of virtual machines that are specified by the VMMAXPARALLEL option.

**System action:** The operation continues.

**User response:** Set the value of the VMMAxBACKUPSESSIONS option to a value that is greater than or equal to the value of the VMMAXPARALLEL option.

---

**ANS9996W** The node has exceeded the maximum tape mounts that are allowed. No new sessions will be added for '*vm-name*'.

**Explanation:** The node has exceeded the maximum tape mounts that are allowed. No new sessions will be added for the backup VM.

**System action:** The backup operation continues.

**User response:** Use the MAXNUMMP parameter for

the UPDATE NODE command on the server to increase the number of allowed tape mounts for this node.

---

**ANS9999E** ():

**Explanation:** This message carries diagnostic text relating to a client process or algorithm. This information is intended for reporting processing exceptions and other non-standard situations that occur on the IBM Spectrum Protect client. The (component), (code), and (text) will vary depending upon the cause of the message and the client process or algorithm that issues the message.

**System action:** Client processing may or may not continue depending upon the cause of this message.

**User response:** Examine error messages that may have been displayed before and/or after this message and correct any problems, if possible. If the cause of this message can not be determined or resolved, contact your support representative. If you contact your support representative, the entire text of this message should be reported.

---

## Chapter 3. API return codes

IBM Spectrum Protect V8.1.4 API return codes are listed. The format of the return codes is described.

In addition, some messages that are issued for SSL processing include GSKit return codes. See IBM Global Security Kit return codes for details.

---

### API return code format

This section explains the API (Application Programming Interface) return code format. For each return code, the following information is provided:

- The return code number. This number corresponds to the number in the **dsmrc.h** header file.
- The severity code. This letter is an indication of the severity that generated the return code. The severity codes and their meanings are:

<b>S</b>	Severe error	Processing cannot continue.
<b>E</b>	Error	Processing cannot continue.
<b>W</b>	Warning	Processing can continue, but problems might develop later. You should be cautious.
<b>I</b>	Information	Processing continues. User response is not necessary.

- The symbolic name. This name corresponds to the definition in the header file, **dsmrc.h**. *Always use the symbolic name for a return code in your application rather than the return code number.*
- The explanation. This field explains the circumstances under which this return code might be generated.
- The system action. This field describes what action IBM Spectrum Protect is going to take in response to the return code.
- The user response. This field explains how you should respond to the system action.

Many of the return codes describe errors that cause processing to stop. You can send a message to the end user that describes the problem and suggest a course of action. To identify different messages, use these return code values or develop your own numbering system.

---

### API return codes

IBM Spectrum Protect V8.1.4 API return codes are listed in ascending numeric order. The complete return code is documented.

---

**-452 E**      **DSM\_RC\_SHM\_NOTAUTH** **Insufficient authority to connect to the shared memory region**

**Explanation:** The user issuing the command does not have authority to connect to the shared memory segment. When the shared memory segment is created by the server, it will be owned by the effective uid of the server process (dsmserv). Only processes running

under this uid or root will be allowed to connect to the segment (and thus to the server).

**System action:** The session is rejected and processing stops.

**User response:** Run the command under the uid of the processing running dsmserv, if possible. Otherwise contact your system administrator for further help.

---

**-451 E      DSM\_RC\_SHM\_FAILURE** An error occurred using the Shared Memory protocol

**Explanation:** An error has occurred while reading or writing data through the Shared Memory communications protocol.

**System action:** IBM Spectrum Protect cannot complete the requested operation.

**User response:** Check the trace log for additional information and retry the operation. If the problem continues, see your system administrator for further help.

---

**-450 E      DSM\_RC\_SHM\_TCPIP\_FAILURE**  
Session rejected: TCP/IP connection failure for Shared Memory

**Explanation:** An attempt to connect to the local server using the Shared Memory protocol has failed during initial TCP/IP communications. This error can occur if the server is not listening on the correct port, or if the server is down.

**System action:** Session rejected. Processing stopped.

**User response:** Retry the operation, or wait until the server comes back up and retry the operation. If the problem continues, see your system administrator for further help.

---

**-190 E      DSM\_RC\_NP\_ERROR** Session rejected: Named Pipes connection failure.

**Explanation:** An attempt to connect to the server using Named Pipes communications failed. This might have occurred if an incorrect NAMEDPIPENAME was specified in the options files or if your system administrator canceled a backup operation.

**System action:** Processing stopped.

**User response:** Retry the operation, or wait until the server comes back up and retry the operation. Ensure that the value specified on the NAMEDPIPENAME option is the same as the one used by the server. If the problem continues, contact your system administrator for further help.

---

**-057 E      DSM\_RC\_TCPIP\_LOADFAILURE** The TCP/IP load function failed.

**Explanation:** An error occurred while locating a function. The TCP/IP load function failed.

**System action:** Processing stopped.

**User response:** Verify your TCP/IP installation.

---

**-056 E      DSM\_RC\_TCPIP\_DLL\_LOADFAILURE**  
An error occurred while loading a library.

**Explanation:** An error occurred while loading a library. The TCP/IP DLL load failed.

**System action:** Processing stopped.

**User response:** Verify your TCP/IP installation.

---

**-055 E      DSM\_RC\_WINSOCK\_MISSING** The TCP/IP WINSOCK.DLL file cannot be found.

**Explanation:** The TCP/IP WINSOCK.DLL file cannot be found.

**System action:** Processing stopped.

**User response:** Verify your TCP/IP installation.

---

**-054 E      DSM\_RC\_NETWORK\_UNREACHABLE**  
The specified TCP/IP host name is unreachable

**Explanation:** The TCP/IP host name specified in the TCPSERVERADDRESS statement cannot be reached.

**System action:** Processing stopped.

**User response:** Check your options file for the correct TCPSERVERADDRESS statement. See your administrator for the correct name of the server.

---

**-053 E      DSM\_RC\_BAD\_HOST\_NAME** An invalid TCP/IP address was specified.

**Explanation:** The TCP/IP address specified by the IBM Spectrum Protect client's TCPSERVERADDRESS setting could not be found on the network. Common reasons for this error include:

- The TCPSERVERADDRESS client option specifies the wrong TCP/IP address for the IBM Spectrum Protect server".
- The machine that hosts the IBM Spectrum Protect server is not on the network.
- A network problem is preventing the IBM Spectrum Protect client from reaching the machine that hosts the IBM Spectrum Protect server.

**System action:** processing stops.

**User response:** Verify that the TCPSERVERADDRESS and TCPPORT settings have the correct values for your IBM Spectrum Protect server. Use your operating system's "ping" (or similar) utility to ensure that your machine can locate the machine that hosts the IBM Spectrum Protect server across the network. Try the operating again. If the problem persists, ask your IBM Spectrum Protect administrator for further assistance.

---

**-052 E      DSM\_RC\_CONN\_REFUSED** An attempt to establish a TCP/IP connection was rejected by the host

**Explanation:** An attempt to establish a TCP/IP connection was rejected by the server.

**System action:** Processing stopped.

**User response:** The server was not fully initialized, is not currently running, was not enabled for TCP/IP communications, or an incorrect TCP/IP port number was specified. If the problem continues, see your system administrator.

---

**-051 E      DSM\_RC\_CONN\_TIMEDOUT** The attempt to establish a TCP/IP connection timed out before the connection was made.

**Explanation:** The Object of the connection attempt failed to respond within the the allotted wait time. In the case of the B/A client, this message is preceded in dsmserror.log by message ANS5216E that gives details of the connection that failed. The condition may be temporary.

**System action:** processing stops.

**User response:**

- Restart the IBM Spectrum Protect client and retry the operation.
- Check the client options file and verify that TCPSEVERADDRESS and TCPPORT specify the correct TCP/IP address and port number for your IBM Spectrum Protect server.
- Verify that network connectivity exists between the IBM Spectrum Protect client machine and the IBM Spectrum Protect server machine.
- If the problem persists, see your IBM Spectrum Protect administrator for further assistance.

---

**-050 E      DSM\_RC\_TCPIP\_FAILURE** Session rejected: TCP/IP connection failure.

**Explanation:** An attempt to connect to the server using TCP/IP communications failed. This can be a result of incorrect TCP/IP option settings in your client options file. This error can also occur if the LAN connection went down or if your system administrator canceled a backup operation.

**System action:** Session rejected. Processing stopped.

**User response:** Retry the operation, or wait until the server comes back up and retry the operation. If the problem continues, see your system administrator for further help.

---

**0000 I      DSM\_RC\_OK** Successfully done.

**Explanation:** The operation successfully completed.

**System action:** None.

**User response:** None.

---

**0001 E      DSM\_RC\_ABORT\_SYSTEM\_ERROR**  
This operation cannot continue due to an error on the IBM Spectrum Protect server. See your IBM Spectrum Protect server administrator for assistance.

**Explanation:** The IBM Spectrum Protect server encountered an error condition that prevents the IBM Spectrum Protect client operation from continuing. Your IBM Spectrum Protect server administrator can review the IBM Spectrum Protect server activity log for more details about the error.

**System action:** Processing stopped.

**User response:** Contact your IBM Spectrum Protect server administrator for assistance. The administrator can review the IBM Spectrum Protect server activity log for further information about the conditions that lead to this error.

---

**0002 E      DSM\_RC\_ABORT\_NO\_MATCH** No objects on server match query

**Explanation:** No objects on the server match the query operation being performed. If this object is part of a backupset generated on a node, and the node name is changed on the server, any backup set objects that were generated prior to the name change will not match the new node name.

**System action:** Processing stopped.

**User response:** Ensure the names are properly entered. If the object is part of a backupset generated prior to a node name change, ensure that the node name is the same as the node for which the backup set was generated.

---

**0003 E      DSM\_RC\_ABORT\_BY\_CLIENT** Client ended transaction

**Explanation:** The client system ended the operation with the server and ended the current transaction.

**System action:** Processing stopped.

**User response:** Restart the session.

---

**0004 W      DSM\_RC\_ABORT\_ACTIVE\_NOT\_FOUND** An active backup version could not be found.

**Explanation:** An attempt was made to expire an object, but the IBM Spectrum Protect server was unable to find an active backup version of the object. This

message is preceded by message ANS1228E which specifies the object name.

For instance, this message could be issued if two separate client processes are backing up the same file system at the same time. If one of the processes expires a file, then the IBM Spectrum Protect server will make that file inactive. If the second process subsequently attempts to expire that same file, the IBM Spectrum Protect server will not find an active version of the file, so the second process will issue this message for that file.

**System action:** The object is not expired. Processing continues with the next object.

**User response:**

- Review the console output, schedule log, or error log and locate the ANS1228E message that immediately precedes this message. ANS1228E will identify the object that could not be expired.
- Examine the conditions under which the problem occurred and assess whether those conditions explain the occurrence of this message. For example, this message could appear if multiple instances of the client were attempting to back up the file system concurrently.
- If the reason this message occurred can not be determined and the message occurs when the operation is tried again, then contact IBM support for further assistance. Also try searching for this message number on <http://www.ibm.com> for possible solutions.

---

**0005 E      DSM\_RC\_ABORT\_NO\_DATA The IBM Spectrum Protect server has no data for the object.**

**Explanation:** IBM Spectrum Protect tried to do a restore or retrieve on an object that has no data associated with it. If a corrective action is possible, it is with the IBM Spectrum Protect server.

**System action:** IBM Spectrum Protect ends the current operation.

**User response:** Ask the IBM Spectrum Protect administrator to check the IBM Spectrum Protect activity log for any messages related to this error that might help identify the problem.

---

**0006 E      DSM\_RC\_ABORT\_BAD\_VERIFIER You entered an incorrect password.**

**Explanation:** You entered an incorrect current password or you entered a new password that does not fulfill the password length requirements set on the server.

**System action:** Processing stops.

**User response:** Retry the session with the correct password. If this fails or you have forgotten your

password, ask the IBM Spectrum Protect administrator to assign a new password.

---

**0007 E      DSM\_RC\_ABORT\_NODE\_IN\_USE  
Node in use**

**Explanation:** The node you are running on is in use by another operation on the server. This might be from another client or from some activity on the server.

**System action:** Processing stopped.

**User response:** Retry the operation, or see your system administrator to see what other operations are running for your node.

---

**0008 E      DSM\_RC\_ABORT\_EXPIRATE\_TOO\_LOW Expiration date must be greater than today's date**

**Explanation:** Archive expiration date is too low, the date must be greater than today's date.

**System action:** IBM Spectrum Protect canceled the current operation.

**User response:** Retry archiving the file with an expiration date that is higher than today's date.

---

**0009 W      DSM\_RC\_ABORT\_DATA\_OFFLINE The requested data is offline.**

**Explanation:** For the restore or retrieve operation, one or more of the requested files must be recalled from offline storage media (generally tape). The wait time depends on your site's offline storage management policies.

**System action:** IBM Spectrum Protect waits for offline storage media to become available and then continues.

**User response:** None.

---

**0010 E      DSM\_RC\_ABORT\_EXCLUDED\_BY\_SIZE Object too large for server limits**

**Explanation:** The object is too large. The configuration of the server does not have any data storage space that accepts the object.

**System action:** File skipped.

**User response:** See your system administrator to determine the maximum file (object) size for which your site's server is configured.

---

**0011 E      DSM\_RC\_ABORT\_NO\_REPOSIT\_SPACE Server out of data storage space**

**Explanation:** The server does not have any space available to store the object.

**System action:** Processing Ends.



**User response:** You can take any of the following actions:

- Request the system administrator to add space to the storage pool.
- For IBM Spectrum Protect client, set COMPRESSALWAYS=NO and COMPRESSION=YES in the options file (DSM.OPT), then the file will be resent uncompressed if it grows during compression.
- For API Applications, consult the application's documentation for recommendations regarding compression.
- Turn off disk caching in the disk storage pool, and issue MOVE DATA commands to each disk pool volume to clear out the cached bitfiles.

---

**0012 E      DSM\_RC\_ABORT\_MOUNT\_NOT\_POSSIBLE** Server media mount not possible

**Explanation:** Server media mount not possible. The server timed out waiting for a mount of an offline volume.

**System action:** File skipped.

**User response:** Retry later when server volumes can be mounted. Ensure that the MAXNUMMP (maximum number of mount points) defined on the server for this node is greater than 0.

---

**0013 E      DSM\_RC\_ABORT\_SIZEESTIMATE\_EXCEED** Size estimate exceeded

**Explanation:** The total amount of data for a backup or archive operation exceeds the estimated size originally sent to the server for allocating data storage space. This happens when many files are growing by large amounts while the backup or archive operation is in session.

**System action:** Processing stopped.

**User response:** Retry the operation. If the problem continues, check what other processes are running on the client machine that are generating large amounts of data. Disable those operations while the backup or archive operation is taking place.

---

**0014 E      DSM\_RC\_ABORT\_DATA\_UNAVAILABLE** File data currently unavailable on server

**Explanation:** The file data is currently unavailable on the server. A retrieve or restore operation was attempted. Possible causes are:

- Data was corrupted at the server
- Server found a read error
- File is temporarily involved in a reclaim operation at the server

- Server requested a tape volume that was marked unavailable.

**System action:** Processing stopped.

**User response:** Retry the operation. If the problem continues, see your system administrator to determine the problem from the server console or the activity log. Check whether any requests were made for a tape volume that was unavailable. A tape volume may be marked unavailable if prior read errors were encountered or the volume is checked out of the tape library.

---

**0015 E      DSM\_RC\_ABORT\_RETRY** Unexpected retry request. The IBM Spectrum Protect server found an error while writing the data.

**Explanation:** None.

**System action:** If the current operation supports another attempt, the client tries the operation again. Otherwise, processing stops.

**User response:** None.

---

**0016 E      DSM\_RC\_ABORT\_NO\_LOG\_SPACE** The server does not have enough recovery log space to continue the current operation

**Explanation:** The server ran out of recovery log space.

**System action:** Processing ends.

**User response:** This error is a temporary problem. Retry later or see your system administrator.

---

**0017 E      DSM\_RC\_ABORT\_NO\_DB\_SPACE** The server does not have enough database space to continue the current operation

**Explanation:** The server ran out of database space.

**System action:** Processing ends.

**User response:** See your system administrator.

---

**0018 E      DSM\_RC\_ABORT\_NO\_MEMORY** The server does not have enough memory to continue the current operation.

**Explanation:** The server ran out of memory.

**System action:** Processing ends.

**User response:** This is a temporary problem. Retry later or see your system administrator.

---

**0020 E**      **DSM\_RC\_ABORT\_FS\_NOT\_DEFINED**  
**The specified file space does not exist on the server. The file space might have been deleted by another client or an administrator.**

**Explanation:** The specified file space does not exist on the server. Your system administrator deleted the file space or another client using your client's node name deleted it.

**System action:** Current operation has been cancelled.

**User response:** Check the file space name to see if it is correct, and retry the operation.

---

**0021 S**      **DSM\_RC\_ABORT\_NODE\_ALREADY\_DEFED** Open Registration failed because the specified node name is defined in the server

**Explanation:** Open registration failed because a node is defined in the server with the same name.

**System action:** Current operation has been cancelled.

**User response:** Retry with another node name.

---

**0022 S**      **DSM\_RC\_ABORT\_NO\_DEFAULT\_DOMAIN** Open Registration failed because no default domain exists

**Explanation:** Open registration failed because a default policy domain does not exist for you to place your node.

**System action:** Current operation has been cancelled.

**User response:** See your system administrator.

---

**0023 S**      **DSM\_RC\_ABORT\_INVALID\_NODENAME** Open Registration failed because an invalid node name was specified

**Explanation:** Open registration failed because the specified node name contains invalid characters.

**System action:** Current operation has been cancelled.

**User response:** Retry with another node name that does not have any invalid characters.

---

**0024 S**      **DSM\_RC\_ABORT\_INVALID\_POL\_BIND** A policy management problem has occurred on the IBM Spectrum Protect server.

**Explanation:** The client error log and IBM Spectrum Protect server activity log may contain additional information about this error.

**System action:** Processing is stops.

**User response:** Try the operation again. If the problem persists, examine the client error log and IBM Spectrum Protect server activity log for additional information about this error. If the problem cannot be resolved, then obtain a SERVICE trace that captures the problem and contact IBM technical support for additional assistance. Your IBM Spectrum Protect administrator can help you configure the trace.

---

**0024 E**      **DSM\_RC\_ABORT\_NO\_INVALID\_POL\_BIND** An object in the transaction has been bound to an invalid management class.

**Explanation:** One of the objects in the transaction is bound to a management class that is not part of this node's policy, or the management class type is not supported for this client level.

**System action:** The current operation ends.

**User response:** Make sure all objects are bound to a valid management class, or upgrade the client to the proper level.

---

**0025 E**      **DSM\_RC\_ABORT\_DEST\_NOT\_DEFINED** Server problem: Destination not defined.

**Explanation:** Server problem: Destination not defined.

**System action:** Processing stopped.

**User response:** Have your service representative check the error log.

---

**0026 S**      **DSM\_RC\_ABORT\_WAIT\_FOR\_SPACE** The IBM Spectrum Protect server does not currently have space in the storage pool for this file. This may be a temporary condition.

**Explanation:** This message is typically issued when the storage pool in which the data is being placed does not have sufficient space to store the data, but the space will be available soon. For example, a storage pool migration might free up sufficient space to store the data.

**System action:** Current operation has been cancelled.

**User response:** Try the operation at a later time. If this fails, contact the IBM Spectrum Protect administrator and request more storage pool space.

---

**0027 E**      **DSM\_RC\_ABORT\_NOT\_AUTHORIZED** The file space cannot be deleted because this node does not have permission to delete archived or backed up data.

**Explanation:** You cannot delete the file space data unless your IBM Spectrum Protect administrator has

authorized your node to do so. Authorization permits you to delete backup data, archive data, or both.

**System action:** Delete processing fails.

**User response:** Use the DSMC QUERY SESSION command to verify your authorization. Ask your IBM Spectrum Protect administrator to provide the necessary authorization or to delete the file space for you.

---

**0028 E DSM\_RS\_ABORT\_RULE\_ALREADY\_DEFED** 'Access rule' Access Rule already defined for node 'node'.  
Old rule must be deleted before new one can be defined.

**Explanation:** You are trying to define authorization for the specified node, which already has authorization defined.

**System action:** IBM Spectrum Protect did not redefine authorization for the specified node.

**User response:** Update the authorization, or delete the old rule and define a new one, or use the current authorization.

---

**0029 S DSM\_RC\_ABORT\_NO\_STORAGE\_SPACE\_STOP** Server out of data storage space

**Explanation:** The server does not have space available to store the object.

**System action:** Processing Ends.

**User response:** Report to your system administrator that a storage pool on the server is full.

---

**0030 E DSM\_RC\_ABORT\_LICENSE\_VIOLATION** The operation is not permitted due to server licenses values.

**Explanation:** The node or user is trying to perform an operation that either exceeds license values, or is not licensed.

**System action:** The session is rejected or the transaction is cancelled, ending the current operation.

**User response:** See your system administrator.

---

**0032 E DSM\_RC\_ABORT\_DUPLICATE\_OBJECT** A duplicate object was found, operation cannot complete.

**Explanation:** A duplicate object was found, operation cannot complete.

**System action:** The requested operation failed.

**User response:** Try the operation with a different file specification.

---

**0033 E DSM\_RC\_ABORT\_INVALID\_OFFSET** partialObjOffset value for partial object retrieve is invalid.

**Explanation:** The partialObjOffset value for partial object retrieve is invalid.

**System action:** The system returns to the calling procedure.

**User response:** Specify a valid value.

---

**0034 E DSM\_RC\_ABORT\_INVALID\_LENGTH** partialObjLength value for partial object retrieve is invalid.

**Explanation:** partialObjLength value for partial object retrieve is invalid.

**System action:** The system returns to the calling procedure.

**User response:** Specify a valid value.

---

**0036 E DSM\_RC\_END\_NODE\_NOT\_AUTHORIZED** The node or user does not have proper authority to perform this operation

**Explanation:** The node or user does not have proper authority to perform this operation.

**System action:** The transaction is ended.

**User response:** Check the authority for the specified object.

---

**0041 E DSM\_RC\_ABORT\_EXCEED\_MAX\_MP** This node has exceeded its maximum number of mount points.

**Explanation:** Either no tape or sequential disk mount points are permitted for this operation, or the maximum number of mount points allowed are already in use. The operation can not be completed. The IBM Spectrum Protect administrator defines the maximum number of mount points with the **MAXNUMMP** property of your node definition.

**System action:** The object is skipped

**User response:** If you are performing any other operations that might be using mount points, wait until those operations are complete, then try the failed operation again. Otherwise contact your IBM Spectrum Protect administrator for further assistance

---

**0045 E DSM\_RC\_ABORT\_MERGE\_ERROR** The specified objects failed the merge test.

**Explanation:** The specified objects failed the merge test, operation cannot complete.

**System action:** The requested operation failed.

**User response:** See documentation for the merge test parameters.

---

**0047 E DSM\_RC\_ABORT\_INVALID\_OPERATION** An invalid operation was attempted on a node

**Explanation:** The operation is not valid.

**System action:** Current operation has ended.

**User response:** Contact your system administrator for more information.

---

**0048 E DSM\_RC\_ABORT\_STGPOOL\_UNDEFINED** The specified target storage pool is not defined.

**Explanation:** The storage pool is not defined.

**System action:** Current operation has ended.

**User response:** Contact your system administrator for more information.

---

**0049 E DSM\_RC\_ABORT\_INVALID\_DATA\_FORMAT** A target storage pool does not have the correct data format for the given node type.

**Explanation:** none

**System action:** Current operation has ended.

**User response:** Contact your system administrator for more information.

---

**0050 E DSM\_RC\_ABORT\_DATAMOVER\_UNDEFINED** No associated data mover is defined for the given node.

**Explanation:** none

**System action:** Current operation has ended.

**User response:** Contact your system administrator for more information.

---

**0051 E DSM\_RC\_REJECT\_NO\_RESOURCES** Session rejected: All server sessions are currently in use

**Explanation:** IBM Spectrum Protect has all available sessions in use and cannot accept a new one at this time.

**System action:** Current operation has been cancelled.

**User response:** Retry the operation. If the problem continues, see your system administrator to increase the number of concurrently active sessions to the server.

---

**0052 E DSM\_RC\_REJECT\_VERIFIER\_EXPIRED** The session is rejected. Your password has expired.

**Explanation:** The password for IBM Spectrum Protect user ID has expired. It can be either IBM Spectrum Protect node name password or administrative user ID password or both.

**System action:** Current operation has been cancelled. You are not allowed to connect to the server until the password is updated.

**User response:** Update your password. It may require updating the node name password or the correspondent administrative ID password or both. You may use the **SET PASSWORD** command, or have the IBM Spectrum Protect administrator update your node or your administrative ID.

---

**0053 E DSM\_RC\_REJECT\_ID\_UNKNOWN** Session rejected: User ID is incorrect, does not have admin authority, or is not known by the server

**Explanation:** The user ID, which is either IBM Spectrum Protect node name or administrative user ID, is not known by the server. Possible reasons for this include:

Your node name is not registered with the IBM Spectrum Protect server

The node name is correct but does not have a corresponding administrative ID with the same name and client owner authority

you are attempting to access a file that was migrated to a different node.

**System action:** Current operation has been cancelled.

**User response:** Do the following checks:

Check that your IBM Spectrum Protect user ID is entered correctly.

Check the administrative ID associated with your IBM Spectrum Protect node and verify that the IBM Spectrum Protect node name has a matching administrative ID with client owner authority for the node. If it does not, your IBM Spectrum Protect administrator needs to create it.

Check that the server is using closed registration and that your node name is registered with the server.

If attempting to access a migrated file, your node name must be the same node that migrated the file.

---

**0054 E DSM\_RC\_REJECT\_DUPLICATE\_ID** Session rejected: Duplicate ID entered

**Explanation:** Another process using this node name is active with the server.

**System action:** IBM Spectrum Protect cannot connect

to the server. Current operation has been cancelled.

**User response:** If you are running a UNIX-based system, ensure that another process is not active with IBM Spectrum Protect under the same name. Also, ensure that your node name is unique to the server so that it cannot be used by another person. See your system administrator to identify the owner of that node name.

---

**0055 E DSM\_RC\_REJECT\_SERVER\_DISABLED** Session rejected: Server disabled.

**Explanation:** The server is in a disabled state and cannot be accessed for normal activity.

**System action:** Current operation has been cancelled.

**User response:** On the IBM Spectrum Protect server, run the **ENABLE SESSIONS** administrative command. Try the operation again after the server returns to an enabled state. If the problem continues, see your system administrator.

---

**0056 E DSM\_RC\_REJECT\_CLOSED\_REGISTER** The server is not configured to allow open registration

**Explanation:** No authorization. Registration is required by your system administrator. The server is not configured to allow open registration.

**System action:** Session not started.

**User response:** You must obtain a IBM Spectrum Protect node and password from your system administrator.

---

**0057 S DSM\_RC\_REJECT\_CLIENT\_DOWNLEVEL** Session rejected: Downlevel client code version

**Explanation:** The server version and your client version do not match. The client code is downlevel.

**System action:** Current operation has been cancelled.

**User response:** See your system administrator to see what version of IBM Spectrum Protect to run for your location.

---

**0058 S DSM\_RC\_REJECT\_SERVER\_DOWNLEVEL** Session rejected: Downlevel server code version

**Explanation:** The server version and your client version do not match. The server code is downlevel.

**System action:** Current operation has been cancelled.

**User response:** See your system administrator to see what version of IBM Spectrum Protect to run for your location.

---

**0059 E DSM\_RC\_REJECT\_ID\_IN\_USE** Session Rejected: The specified node name is currently in use

**Explanation:** The node name you specified is in use on the server.

**System action:** Session was not started.

**User response:** The server is probably performing a task that prevents your node from establishing a session. Retry later or check with your system administrator.

---

**0061 E DSM\_RC\_REJECT\_ID\_LOCKED** Session Rejected: The specified node name is currently locked.

**Explanation:** The node name you specified is currently locked on the server.

**System action:** Session was not started.

**User response:** Check with your system administrator to find out why your node name is locked.

---

**0062 S DSM\_RC\_SIGNONREJECT\_LICENSE\_MAX** SLM LICENSE EXCEEDED: The client licenses for IBM Spectrum Protect are exceeded. See your system administrator.

**Explanation:** Adding a new enrollment will exceed the product license count for IBM Spectrum Protect.

**System action:** Execution of the client enrollment or connection request ends.

**User response:** See your system administrator.

---

**0063 E DSM\_RC\_REJECT\_NO\_MEMORY** Session Rejected: The server does not have enough memory to allow a connection to be established.

**Explanation:** The server does not have enough memory to allow your client to establish a connection with the server.

**System action:** Session was not started.

**User response:** Retry later or see your system administrator.

---

**0064 E DSM\_RC\_REJECT\_NO\_DB\_SPACE** Session Rejected: The server does not have enough database space to allow a connection to be established.

**Explanation:** The server ran out of database space.

**System action:** Session was not started.

**User response:** See your system administrator.

---

**0065 E**      **DSM\_RC\_REJECT\_NO\_LOG\_SPACE**  
**Session Rejected: The server does not have enough recovery log space to allow a connection to be established.**

**Explanation:** The server ran out of recovery log space.

**System action:** Session was not started.

**User response:** This error is a temporary problem. Retry later or see your system administrator.

---

**0066 E**      **DSM\_RC\_REJECT\_INTERNAL\_ERROR**  
**The session is rejected. The IBM Spectrum Protect server has an internal error.**

**Explanation:** The client cannot establish a connection to the IBM Spectrum Protect server because of an internal server error.

**System action:** The session was not started.

**User response:** Notify your IBM Spectrum Protect administrator of this error.

---

**0067 S**      **DSM\_RC\_SIGNONREJECT\_INVALID\_CLI** **Session Rejected: The server is not licensed for this platform type.**  
**See your system administrator.**

**Explanation:** The server is not licensed for the requesting client type.

**System action:** Execution of the client enrollment or connection request ends.

**User response:** See your system administrator.

---

**0068 E**      **DSM\_RC\_CLIENT\_NOT\_ARCHRETPROT** **The session is rejected. The server does not allow a signon of a client that is not archive-retention protection enabled.**

**Explanation:** The client cannot establish a connection to the server because the server is enabled for archive-retention protection enabled and the client is not.

**System action:** The session is not started.

**User response:** See your system administrator.

---

**0069 E**      **DSM\_RC\_SESSION\_CANCELED**  
**Session Rejected: The session was canceled by the server administrator.**

**Explanation:** The server administrator canceled the current client session.

**System action:** Execution of the client connection request ends.

**User response:** See your system administrator.

---

**0073 E**      **DSM\_RC\_REJECT\_INVALID\_NODE\_TYPE** **An inconsistency was detected between the client node and the node that is registered to the IBM Spectrum Protect server.**

**Explanation:** The user has probably coded the node option incorrectly. For instance, the node that is registered to the IBM Spectrum Protect server might be a type of NAS, but the node is actually a non-NAS client.

**System action:** Operation ends.

**User response:** Ensure that the node name is correct in the client options file. Make sure to use a node of type NAS only with the nasnodename option.

---

**0074 E**      **DSM\_RC\_REJECT\_INVALID\_SESSIONINIT** **Server does not allow client-initiated connections for this node.**

**Explanation:** The node is not allowed to initiate connections due to the configuration parameters for this node on the server. Server is able to initiate connections to the client scheduler running in prompted mode.

**System action:** The IBM Spectrum Protect operation ends.

**User response:** Contact your systems administrator to enable client-initiated sessions for your node or update the SESSIONINITIATION option and run the client scheduler.

---

**0075 E**      **DSM\_RC\_REJECT\_WRONG\_PORT**  
**Wrong server port.**

**Explanation:** You were trying to open a backup/archive client session on the server port set up for administrative sessions only.

**System action:** The IBM Spectrum Protect operation ends.

**User response:** Contact your systems administrator and/or use the correct values for TCP port and TCP Admin Port.

---

**0079 E**      **DSM\_RC\_CLIENT\_NOT\_SPMRETPROT** **The session is rejected. The server does not allow a signon of a client that is not enabled for space-management retention-protection.**

**Explanation:** The client cannot establish a connection to the server because the server is enabled for space-management retention-protection and the client is not.

**System action:** The session is not started.

**User response:** See your system administrator.

**0101 W DSM\_RC\_USER\_ABORT** The operation was stopped by the user.

**Explanation:** The operation was stopped at the request of the user. This usually occurs when the 'Q' key is pressed two times.

**System action:** Processing stopped.

**User response:** None.

**0102 E DSM\_RC\_NO\_MEMORY** *file name(line number)*The operating system refused a IBM Spectrum Protect request for memory allocation.

**Explanation:** IBM Spectrum Protect requires access to memory in order to store information as processing proceeds. In this case, more memory was requested than the operating system would allocate. Possible reasons include:

The system is low on memory.

The process in which the program runs has exceeded the maximum allocated memory.

Some other error condition occurred. No memory is available.

**System action:** IBM Spectrum Protect cannot complete the requested operation.

**User response:** Close all unneeded applications and try the operation again. If the operation still fails, try dividing the task into several smaller units. For example, if a file specification contains several high-level directories, run the IBM Spectrum Protect task serially for each directory. If the IBM Spectrum Protect task is an incremental backup, use the option "-memoryefficientbackup=yes".

For UNIX systems that support resource limits, you can check if the memory resource limit is too low by entering the following command: `ulimit -a`

Based on the resulting data, you can ask the UNIX system root user to increase the resource limit above the current default limit. The UNIX system root user has the authority to increase resource limits.

**0104 E DSM\_RC\_FILE\_NOT\_FOUND** File not found during Backup, Archive or Migrate processing

**Explanation:** The file being processed for backup, archive or migrate no longer exists on the client. Another process deleted the file before it could be backed up, archived or migrated by IBM Spectrum Protect.

**System action:** File skipped.

**User response:** None.

**0105 E DSM\_RC\_PATH\_NOT\_FOUND** The specified directory path '*pathname*' could not be found.

**Explanation:** An invalid or unreachable directory path was specified.

**System action:** Processing stopped.

**User response:** Try the operation again using a valid directory path.

**0106 E DSM\_RC\_ACCESS\_DENIED** Access to the specified file or directory is denied

**Explanation:** Access to the specified file or directory is denied. You tried to read from or write to a file and you do not have access permission for either the file or the directory.

**System action:** Processing stopped.

**User response:** Ensure that you specified the correct file or directory name, correct the permissions, or specify a new location.

**0106 E DSM\_RC\_ACCESS\_DENIED** The specified file is being used by another process

**Explanation:** The specified file is being used by another process. You tried to read from or write to a file that is currently being used by another process.

**System action:** Processing stopped.

**User response:** Ensure that you specified the correct file or directory name, correct the permissions, or specify a new location.

**0107 E DSM\_RC\_NO\_HANDLES** No file handles available

**Explanation:** All file handles for your system are currently in use. No more are available.

**System action:** Processing stopped.

**User response:** Either free some file handles by ending other processes, or modify your system setup to allow for more files to be open at the same time.

**0108 E DSM\_RC\_FILE\_EXISTS** The file exists and cannot be overwritten.

**Explanation:** The file being restored or retrieved exists and cannot be overwritten due to lack of authority or access permissions.

**System action:** The file is skipped.

**User response:** Verify that you have sufficient access permissions to overwrite the file, then try the operation

again. If the problem persists, contact your system administrator or IBM Spectrum Protect administrator for further assistance.

---

**0109 E      DSM\_RC\_INVALID\_PARM Invalid parameter was found.**

**Explanation:** The system encountered an internal program error due to an invalid parameter.

**System action:** The system returns to the calling procedure.

**User response:** Ask your service representative to check the error log.

---

**0110 E      DSM\_RC\_INVALID\_HANDLE An invalid file handle was passed; system error.**

**Explanation:** An internal system error occurred: A file operation failed because of an invalid file handle.

**System action:** processing stops.

**User response:** Try the operation again. If the failure persists, obtain a service trace that captures the problem and contact IBM technical support for additional assistance. Your IBM Spectrum Protect administrator can help you configure the trace.

---

**0111 E      DSM\_RC\_DISK\_FULL Processing stopped; Disk full condition**

**Explanation:** No more files can be restored or retrieved because the destination disk is full.

**System action:** Processing stopped.

**User response:** Free up disk space, or restore or retrieve the file to another disk.

---

**0113 E      DSM\_RC\_PROTOCOL\_VIOLATION Protocol violation**

**Explanation:** A communications protocol error occurred. The communication subsystem is not properly defined or is itself in error.

**System action:** Processing Ends.

**User response:** Verify that the communication processes are operating properly, and then retry the operation.

---

**0114 E      DSM\_RC\_UNKNOWN\_ERROR An unknown system error has occurred from which IBM Spectrum Protect cannot recover.**

**Explanation:** An unknown error occurred. This might be a low-level system or communication error from which IBM Spectrum Protect cannot recover.

**System action:** Processing stops.

**User response:** Try the operation again. If the problem persists, review the IBM Spectrum Protect error log for any related messages. Obtain a service trace that captures the problem and contact IBM technical support for additional assistance. Your IBM Spectrum Protect administrator can help you configure the trace.

---

**0115 E      DSM\_RC\_UNEXPECTED\_ERROR An unexpected error occurred.**

**Explanation:** This is usually caused by a low-level system error or communication error from which IBM Spectrum Protect cannot recover.

**System action:** Processing stopped.

**User response:** Examine the client error log for any additional messages that might be related to this problem. Try the operation again. If the problem persists, contact IBM Spectrum Protect technical support for further assistance.

---

**0116 E      DSM\_RC\_FILE\_BEING\_EXECUTED File is in use; Write permission denied.**

**Explanation:** The current file cannot be opened to write to because it is currently being run by another operation.

**System action:** File skipped.

**User response:** Stop the operation that is running the file and retry the operation, or restore or retrieve the file to a different name or directory.

---

**0117 E      DSM\_RC\_DIR\_NO\_SPACE No more files can be restored or retrieved since the destination directory is full.**

**Explanation:** No more files can be restored or retrieved since the destination directory is full.

**System action:** Processing stopped.

**User response:** Free up disk space, or restore or retrieve the file to another disk.

---

**0118 E      DSM\_RC\_LOOPED\_SYM\_LINK Too many symbolic links were detected while resolving name**

**Explanation:** While trying to resolve the file name, too many symbolic links were found.

**System action:** File skipped.

**User response:** Ensure that you do not have a looping symbolic link for the file.



---

**0119 E DSM\_RC\_FILE\_NAME\_TOO\_LONG**  
The file name is too long and can not be processed by IBM Spectrum Protect

**Explanation:** The size limit for file names may vary by operating system. The most common limit is 256 characters. The file name being processed exceeds the limit supported by IBM Spectrum Protect on this system.

**System action:** The file is skipped.

**User response:** Enter HELP FILE SPEC or see the client manual for the operating system on which you are receiving this error. The "File specification syntax" section of the manual explains file name lengths supported by IBM Spectrum Protect.

---

**0120 E DSM\_RC\_FILE\_SPACE\_LOCKED** File system is locked by system

**Explanation:** File system cannot be accessed because it is locked by the system.

**System action:** The operation cannot be completed.

**User response:** See your system administrator.

---

**0121 I DSM\_RC\_FINISHED** The operation is finished.

**Explanation:** The operation is finished.

**System action:** The system returns to the calling procedure.

**User response:** Proceed with next function call.

---

**0122 E DSM\_RC\_UNKNOWN\_FORMAT** The file has an unknown format.

**Explanation:** The process tried to restore or retrieve a file, but it had an unknown format.

**System action:** The file is skipped.

**User response:** The file was either backed up by another application, or the data is invalid. If the file belongs to this system, try the operation again. If the problem persists, contact IBM technical support for further assistance.

---

**0123 E DSM\_RC\_NO\_AUTHORIZATION** Not authorized to restore the other node's data.

**Explanation:** The client is not authorized to restore the other node's data.

**System action:** The system returns to the calling procedure.

**User response:** Get authorization from the other node.

---

**0124 E DSM\_RC\_FILE\_SPACE\_NOT\_FOUND**  
File space '*filespace-name*' does not exist

**Explanation:** The specified file space (domain) is incorrect or does not exist on the machine.

**System action:** Processing stopped.

**User response:** Retry the operation specifying an existing domain (drive letter or file system name).

---

**0125 E DSM\_RC\_TXN\_ABORTED** Transaction aborted

**Explanation:** The current transaction between the server and the client stopped. A server, client, or communication failure cannot be recovered.

**System action:** Current operation has been cancelled.

**User response:** Retry the operation. If the problem continues, see your system administrator to isolate the problem.

---

**0126 E DSM\_RC\_SUBDIR\_AS\_FILE** IBM Spectrum Protect cannot build a directory path because a file exists with the same name as the directory.

**Explanation:** None

**System action:** Processing stopped.

**User response:** Remove or rename the file that has the same name as the directory. Alternatively, you can restore the directory to a different location.

---

**0127 E DSM\_RC\_PROCESS\_NO\_SPACE** Disk space limit for this process reached

**Explanation:** The disk space allocated for the client owner is full.

**System action:** Processing stopped.

**User response:** Free up disk space and retry the restore or retrieve operation.

---

**0128 E DSM\_RC\_PATH\_TOO\_LONG**  
Destination directory path length exceeds system maximum

**Explanation:** The path name specified plus the path name in the restored file name combine to create a name whose length exceeds the system maximum.

**System action:** Processing stopped.

**User response:** Specify a destination path that, when combined, is less than the system maximum.

---

**0129 E      DSM\_RC\_NOT\_COMPRESSED File is not compressed; System failure.**

**Explanation:** A file that was flagged as compressed was not compressed, and the system failed.

**System action:** Processing stopped.

**User response:** See your system administrator to report this problem. This error is a system failure.

---

**0130 E      DSM\_RC\_TOO\_MANY\_BITS File compressed on a different client machine that has more memory**

**Explanation:** You are trying to restore a file that was backed up and compressed on another client workstation that had more memory than your client workstation. You cannot restore this file. When the file is restored, it is expanded and your workstation does not have enough memory.

**System action:** Current operation has been cancelled.

**User response:** Obtain a machine with more memory and retry the operation.

---

**0131 E      DSM\_RC\_COMPRESSED\_DATA\_CORRUPTED The compressed file is corrupted and cannot be expanded correctly.**

**Explanation:** The compressed file cannot be expanded correctly due to one of the following reasons:

There is a problem on the tape.

There is a communications problem.

The compressed file was corrupted on the IBM Spectrum Protect Server.

**System action:** File skipped.

**User response:** 1) The compressed file is corrupted because there is a problem on the tape. To know if this is the problem, please issue the following command on the IBM Spectrum Protect Server: audit volume <volume\_name> fix=no If there is any problem reported, you could move the data from that volume to a new one (see command MOVE DATA) and try again the restore. 2) There are communications problems between the IBM Spectrum Protect Server and the IBM Spectrum Protect Client and the results is that the file is corrupted during the transmission. If you use a gigabit Ethernet adapter on the Server please upgrade the card driver (AIX platform) or add provided by SUN suggested changes to some system network options which have resolved this problem (SUN platform). 3) Please verify with your network support if during the restore there are no any problems between the IBM Spectrum Protect Client/Server that is originating the file corruption.

---

**0131 S      DSM\_RC\_SYSTEM\_ERROR An internal program error occurred.**

**Explanation:** An unexpected condition was encountered and the operation can not continue. This might be a programming error.

**System action:** processing stops.

**User response:** Try the operation again. If the problem persists, contact your IBM Spectrum Protect administrator or IBM technical support for further assistance.

---

**0132 E      DSM\_RC\_NO\_SERVER\_RESOURCES The IBM Spectrum Protect server is out of resources.**

**Explanation:** A lack of a storage resource or a maximum value condition does not allow any new activity.

**System action:** Current operation has been cancelled.

**User response:** Try the operation again at a later time. If the problem continues, contact your IBM Spectrum Protect administrator to isolate what resource is unavailable. The IBM Spectrum Protect administrator can check the IBM Spectrum Protect server activity log for messages that might explain the problem.

---

**0133 E      DSM\_RC\_FS\_NOT\_KNOWN The file space for domain 'domain-name' could not be found on the IBM Spectrum Protect server.**

**Explanation:** The specified file space was expected to be found on the server, but it no longer exists. It is possible that a command was issued to delete the file space from the server while the current operation was in progress.

**System action:** IBM Spectrum Protect processing stops.

**User response:** Try the operation again. If the problem recurs, check the error log for any other messages that might indicate a reason for the failure. Try to correct any indicated problems, then try the operation again. If the problem persists, contact IBM technical support for further assistance.

---

**0134 E      DSM\_RC\_NO\_LEADING\_DIRSEP The objName field has no leading directory separator.**

**Explanation:** The objName field does not have a leading directory separator.

**System action:** The system returns to the calling procedure.

**User response:** Correct the value for the objName.

---

**0135 E DSM\_RC\_WILDCARD\_DIR Wildcards are not allowed in the objName directory path.**

**Explanation:** Wildcards are not allowed in the objName directory path.

**System action:** The system returns to the calling procedure.

**User response:** Correct the value for the objName.

---

**0136 E DSM\_RC\_COMM\_PROTOCOL\_ERROR The session is rejected: There was a communications protocol error.**

**Explanation:** An unexpected network message was received by the client. This could be caused by network problems or a programming error.

**System action:** The current operation has been cancelled.

**User response:** Verify that your communication path is functioning properly and try the operation again. If the problem persists, contact your IBM Spectrum Protect administrator for further assistance.

---

**0137 E DSM\_RC\_AUTH\_FAILURE Session rejected: Authentication failure**

**Explanation:** Authentication failure. You entered an incorrect user id or password.

**System action:** Current operation has been cancelled.

**User response:** Enter your correct user id and password. If you cannot remember the correct user id or password, see your system administrator to have new credentials assigned for your node name.

---

**0138 E DSM\_RC\_TA\_NOT\_VALID The dsmtca execution/owner permissions are invalid.**

**Explanation:** The dsmtca execution/owner permissions are invalid.

**System action:** Processing stopped.

**User response:** Have your system administrator check the installation instructions for the client to ensure that the dsmtca permissions are set correctly.

---

**0139 S DSM\_RC\_KILLED Process killed.**

**Explanation:** Processing stopped. This is a programming failure and the client program ends.

**System action:** Processing stopped.

**User response:** Retry the operation. If the problem continues, contact your system administrator.

---

**0145 S DSM\_RC\_WOULD\_BLOCK The dsmtca would block the operation.**

**Explanation:** The dsmtca blocks the operation. This is a programming failure and the client program ends.

**System action:** Processing stopped.

**User response:** Retry the operation. If the problem continues, contact your system administrator.

---

**0146 S DSM\_RC\_TOO\_SMALL The area for the include/exclude pattern is too small.**

**Explanation:** The area for the include/exclude pattern is too small. This is a programming failure and the client program ends.

**System action:** Processing stopped.

**User response:** Retry the operation. If the problem continues, contact your system administrator.

---

**0147 S DSM\_RC\_UNCLOSED There is no closing bracket in the pattern.**

**Explanation:** There is no closing bracket in the pattern. This is a programming failure and the client program ends.

**System action:** Processing stopped.

**User response:** Retry the operation. If the problem continues, contact your system administrator.

---

**0148 S DSM\_RC\_NO\_STARTING\_DELIMITER Include/Exclude pattern must start with a directory delimiter**

**Explanation:** The include or exclude pattern must start with a directory delimiter.

**System action:** Processing stopped.

**User response:** Correct the syntax for the pattern.

---

**0149 S DSM\_RC\_NEEDED\_DIR\_DELIMITER A beginning or ending directory delimiter is missing from the Include/Exclude pattern.**

**Explanation:**

1. The include/exclude pattern has a '...' without a beginning or ending directory delimiter.
2. For Windows, the drive separator is not immediately followed by a directory delimiter.

**System action:** Processing stopped.

**User response:** Correct the syntax for the pattern.

---

---

**0151 S DSM\_RC\_BUFFER\_OVERFLOW The data buffer overflowed.**

**Explanation:** The data buffer overflowed. This is a programming failure and the client program ends.

**System action:** Processing stopped.

**User response:** Retry the operation. If the problem continues, contact your system administrator.

---

**0154 E DSM\_RC\_NO\_COMPRESS\_MEMORY Insufficient memory for file compression/expansion**

**Explanation:** Not enough memory is available to do data compression or expansion. For a restore or retrieve, the file cannot be recalled from the server until more storage is made available. For a backup or archive, try running without compression if storage cannot be made available.

**System action:** Processing stopped.

**User response:** Free up extra storage for the operation to continue, or run the backup or archive process without compression enabled.

---

**0155 T DSM\_RC\_COMPRESS\_GREW Compressed Data Grew**

**Explanation:** The size of the file after compression is greater than the size of the file before compressed.

**System action:** Even though the size of the file increased, the file is compressed.

**User response:** None.

---

**0156 E DSM\_RC\_INV\_COMM\_METHOD An unsupported communications method was specified.**

**Explanation:** None.

**System action:** processing stops.

**User response:** Specify a communications interface that is supported by the IBM Spectrum Protect client on your operating system. See the IBM Spectrum Protect client manual for your operating system for further information on configuring IBM Spectrum Protect client communications.

---

**0157 S DSM\_RC\_WILL\_ABORT The transaction will be aborted.**

**Explanation:** The server encountered an error and will abort the transaction.

**System action:** The transaction will be aborted. The reason code is passed on the dsmEndTxn call.

**User response:** Issue the dsmEndTxn with a vote of DSM\_VOTE\_COMMIT and examine the reason code.

---

**0158 E DSM\_RC\_FS\_WRITE\_LOCKED Destination file or directory is write locked**

**Explanation:** The file or directory being restored or retrieved from the server cannot be written to because the destination is write locked. Another operation might have the file open and will not allow it to be updated.

**System action:** File skipped.

**User response:** Either determine which operation has the file write locked, or restore the file to another name or location.

---

**0159 I DSM\_RC\_SKIPPED\_BY\_USER A file was skipped during a restore operation because the file is off line and the application has chosen not to wait for a tape mount.**

**Explanation:** A file was skipped during a restore operation because the file is off line and the application has chosen not to wait for a tape mount.

**System action:** File skipped.

**User response:** Verify the application sets the mountWait value correctly on dsmBeginGetData.

---

**0160 E DSM\_RC\_TA\_NOT\_FOUND Unable to find the dsmtca module.**

**Explanation:** IBM Spectrum Protect was unable to find the dsmtca module in the specified directory.

**System action:** Processing ends.

**User response:** Make sure the dsmtca module is in the directory specified by DSMI\_DIR.

---

**0162 E DSM\_RC\_FS\_NOT\_READY File system/drive not ready**

**Explanation:** The file system/drive was not ready for access.

**System action:** Processing stopped.

**User response:** Ensure that the drive is available , and then retry the operation.

---

**0164 E DSM\_RC\_FIO\_ERROR File input/output error**

**Explanation:** An error was found while reading from or writing to the file.

**System action:** File or file system is skipped.

**User response:** Check your system to ensure that it is operating properly. For OS/2, run CHKDSK /F for the failing drive which can be found in dsmerror.log.

---

**0165 E DSM\_RC\_WRITE\_FAILURE File write error**

**Explanation:** An error was found while writing to the file.

**System action:** File skipped.

**User response:** Check your system to ensure that it is operating properly.

---

**0166 E DSM\_RC\_OVER\_FILE\_SIZE\_LIMIT File exceeds system/user file limits**

**Explanation:** A file being restored or retrieved exceeds system set limits for this user.

**System action:** File skipped.

**User response:** Ensure that the system limits are set properly.

---

**0167 E DSM\_RC\_CANNOT\_MAKE Cannot make file/directory**

**Explanation:** The directory path for files being restored or retrieved cannot be created.

**System action:** File skipped.

**User response:** Ensure that you have the proper authorization to create the directory for file being restored or retrieved. Make sure that you have write access.

---

**0168 E DSM\_RC\_NO\_PASS\_FILE Password file is not available.**

**Explanation:** The file containing the stored password for the specified *server-name* is unavailable.

**System action:** Processing ends.

**User response:** The root user must set and store a new password.

---

**0169 E DSM\_RC\_VERFILE\_OLD PASSWORDACCESS is GENERATE, but password needed for server 'server-name'. Either the password is not stored locally, or it was changed at the server.**

**Explanation:** Either the password is not stored locally, or it was changed at the server.

**System action:** IBM Spectrum Protect prompts you for the password if IBM Spectrum Protect is running in the foreground.

**User response:** If IBM Spectrum Protect was running as a background process, issue any IBM Spectrum Protect command from the foreground. Enter the password in answer to the prompt. Then try your background IBM Spectrum Protect command again.

---

**0173 E DSM\_RC\_INPUT\_ERROR The process is running in a non-interactive mode, but requires user input.**

**Explanation:** This process requires keyboard input, but non-interactive processes are unable to read input from keyboard.

**System action:** processing stops.

**User response:** Perform the following actions to resolve this error:

- Run the product in interactive mode.
- Ensure your password is set correctly.

---

**0174 E DSM\_RC\_REJECT\_PLATFORM\_MISMATCH Session rejected: Node type mismatch**

**Explanation:** Your node name is associated with a different type of operating system and cannot be used on this system.

**System action:** Current operation has been cancelled.

**User response:** If you need a new node name, see your system administrator to assign a new one to you. Generally, you have a unique node name for each machine and operating system pair that requires access to the server.

---

**0175 E DSM\_RC\_TL\_NOT\_FILE\_OWNER Not file owner**

**Explanation:** The file cannot be backed up because the client is not the file owner.

**System action:** The file is skipped.

**User response:** None.

---

**0177 S DSM\_RC\_UNMATCHED\_QUOTE Quotes are not matched**

**Explanation:** The quotes specified in the pattern are not the same and do not make a set.

**System action:** Processing stopped.

**User response:** Correct the pattern by using matching quotes in the syntax.

---

**0184 E DSM\_RC\_TL\_NOBCG The management class for this file does not have a valid backup copy group. This file will not be backed up.**

**Explanation:** The management class for this file does not have a backup copy group specified. This file will not be backed up.

**System action:** Processing stopped.

**User response:** Add a valid backup copy group to the management class, and then retry the operation.

---

**0185 W**      **DSM\_RC\_TL\_EXCLUDED** File  
'file-namefile-namefile-name' excluded by  
Include/Exclude list

**Explanation:** You can not back up, archive, or migrate files that are excluded.

**System action:** The file can not be processed.

**User response:** If the file is intentionally excluded, then this message can be ignored. Otherwise modify the include/exclude list, restart the client, and try the operation again. Contact your IBM Spectrum Protect administrator for further assistance.

---

**0186 E**      **DSM\_RC\_TL\_NOACG** The management  
class for this file does not have a valid  
archive copy group.  
This file will not be archived.

**Explanation:** The management class for this file does not have an archive copy group specified. This file will not be archived.

**System action:** Processing stopped.

**User response:** Add a valid archive copy group to the management class, and then retry the operation.

---

**0187 E**      **DSM\_RC\_PS\_INVALID\_ARCHMC**  
Invalid management class entered

**Explanation:** You entered an invalid management class.

**System action:** Requested operation is not possible.

**User response:** Retry the operation using a valid management class.

---

**0188 S**      **DSM\_RC\_NO\_PS\_DATA** Either the  
node does not exist on the server or  
there is no active policy set for the  
node.

**Explanation:** This error occurs when you try to access another node's data. Either the node is not registered with the IBM Spectrum Protect server, or there is no active policy set for the node.

**System action:** Processing stops.

**User response:** Verify that the node whose data you are trying to access is registered with the IBM Spectrum Protect server. If you have more than one IBM Spectrum Protect server, make sure you are connecting to the correct server, then try the operation again. If the problem persists, contact your IBM Spectrum Protect administrator for further assistance.

---

**0189 S**      **DSM\_RC\_PS\_INVALID\_DIRMC** The  
management class assigned to  
directories does not exist.

**Explanation:** The management class named on the DIRMC option does not exist in your assigned policy set on the server. The error log contains an entry showing the invalid management class name.

**System action:** processing stops.

**User response:** Remove the current DIRMC option from the client options file, then run DSMC QUERY MGMTCLASS -DETAIL to view information about available management classes. Make sure the management class you select has a backup copy group. If you have more than one IBM Spectrum Protect server, make sure you are connecting to the correct server. If you are unable to find a suitable management class, contact your IBM Spectrum Protect administrator for further assistance.

---

**0190 S**      **DSM\_RC\_PS\_NO\_CG\_IN\_DIR\_MC**  
There is no backup copy group in the  
management class used for directories.

**Explanation:** The DIRMC option names a management class that contains no backup copy group.

**System action:** processing stops.

**User response:** Remove the current DIRMC option from the client options file, then run DSMC QUERY MGMTCLASS -DETAIL to view information about available management classes. Make sure the management class you select has a backup copy group. If you have more than one IBM Spectrum Protect server, make sure you are connecting to the correct server. If you are unable to find a suitable management class, contact your IBM Spectrum Protect administrator for further assistance.

---

**0231 E**      **DSM\_RC\_ABORT\_MOVER\_TYPE**  
Unknown Remote Mover type

**Explanation:** The specified Remote Mover type is unknown.

**System action:** Current operation has ended.

**User response:** Contact your system administrator for more information.

---

**0232 E**      **DSM\_RC\_ABORT\_ITEM\_IN\_USE** An  
Operation for the requested node and  
file space is already in progress.

**Explanation:** A request has been made to use a data mover to perform an operation for the indicated node and file space. Since an operation for this node and file space is already in progress, the new operation cannot be performed.

**System action:** Current operation has ended.

**User response:** Retry the operation at a later time.

---

**0233 E DSM\_RC\_ABORT\_LOCK\_CONFLICT**  
**System resource in use**

**Explanation:** A required resource is in use by another command or process.

**System action:** Current operation has ended.

**User response:** Retry the operation at a later time.

---

**0234 E DSM\_RC\_ABORT\_SRV\_PLUGIN\_**  
**COMM\_ERROR Server plugin**  
**communication error**

**Explanation:** Communication between a server plugin module and a NAS filer failed.

**System action:** Current operation has ended.

**User response:** Contact your system administrator for more information.

---

**0235 E DSM\_RC\_ABORT\_SRV\_PLUGIN\_**  
**OS\_ERROR Server plugin detected**  
**unsupported NAS filer operating**  
**system.**

**Explanation:** A plugin module detected that a NAS filer is running an unsupported operating system or operating system level.

**System action:** Current operation has ended.

**User response:** Contact your system administrator for more information.

---

**0236E DSM\_RC\_ABORT\_CRC\_FAILED The**  
**CRC received from the Server does not**  
**match the CRC calculated by the client.**

**Explanation:** The server sent a CRC for a buffer. The client calculated a CRC for the same buffer. These did not match. The mismatch indicates a communication failure.

**System action:** In some cases, the client can indicate the failure to the server and retry the operation.

**User response:** Check the trace log for additional information and retry the operation. If the problem persists, contact your system administrator.

---

**0237E DSM\_RC\_ABORT\_INVALID\_**  
**GROUP\_ACTION An invalid operation**  
**was attempted on a group leader or**  
**group member.**

**Explanation:** An invalid operation was attempted on a logical group.

**System action:** The current operation stops.

**User response:** Retry a valid operation.

---

**0238E DSM\_RC\_ABORT\_DISK\_ UNDEFINED**  
**Remote disk not defined.**

**Explanation:** An operation was attempted on a remote disk that is not defined.

**System action:** The current operation stops.

**User response:** Define the proper remote disk.

---

**0239E DSM\_RC\_ABORT\_BAD\_**  
**DESTINATION Input destination does**  
**not match expected destination.**

**Explanation:** Input destination does not match expected destination.

**System action:** The current operation stops.

**User response:** Retry operation with proper destination.

---

**0240E DSM\_RC\_ABORT\_DATAMOVER\_**  
**NOT\_AVAILABLE Data mover is not**  
**available.**

**Explanation:** Data mover is not available.

**System action:** The current operation stops.

**User response:** Retry operation with a proper Data mover.

---

**0241E DSM\_RC\_ABORT\_STGPOOL\_COPY\_**  
**CONT\_NO Operation failed because the**  
**copy continue option was set to NO.**

**Explanation:** Operation failed because the copy continue option was set to NO.

**System action:** The current operation stops.

**User response:** This abort code indicates that a store operation, like backup or archive failed because the copy continue option was set to NO. The sysadmin will need to resolve the problem on the server end.

---

**0242E DSM\_RC\_ABORT\_RETRY\_SINGLE\_**  
**TXN Transaction failed because of a**  
**problem during a store operation.**

**Explanation:** Transaction failed because of a problem during a store operation. This error is typical when the next storage pool has a different copy storage pool list and we switch to this pool in the middle of a transaction.

**System action:** Transaction is aborted.

**User response:** Resend objects in separate transactions.

---

**0245 E**      **DSM\_RC\_ABORT\_PATH\_RESTRICTED** The current client configuration does not comply with the value of the DATAWRITEPATH or DATAREADPATH server option for this node.

**Explanation:** The values of the DATAWRITEPATH and DATAREADPATH server options specify where the client is allowed to send data, and where data is read from. The values for the specified node name should correspond with the client configuration. For example, you will get this error message if DATAWRITEPATH contains a LAN value and the client is configured to use LAN-free protocol, or vice versa.

**System action:** Processing stopped.

**User response:** Check the client, server, and storage agent logs to determine why the client was not able to send data LAN-free. Make sure the client configuration and server options are compatible.

---

**0247 E**      **DSM\_RC\_ABORT\_INSERT\_NOT\_ALLOWED** This server does not support backup operations.

**Explanation:** This server only supports archive operations, backup is not allowed.

**System action:** The current operation ends.

**User response:** Use only archive operations with this server.

---

**0248 E**      **DSM\_RC\_ABORT\_DELETE\_NOT\_ALLOWED** Deleting this object: "*fshlll*" is not allowed.

**Explanation:** The object is either under a hold and cannot be deleted, or it is on a retention-protection enabled server and has not expired.

**System action:** The object is skipped and processing continues.

**User response:** Check the status of the object through a query to see if it is held, or when it expires.

---

**0249 E**      **DSM\_RC\_ABORT\_TXN\_LIMIT\_EXCEEDED** The number of objects in this transaction exceed TXNGROUPMAX values.

**Explanation:** There are too many objects in this transaction.

**System action:** The current operation ends.

**User response:** Try the operation again with fewer objects in the transaction, or increase the TXNGROUPMAX value on the server.

---

**0250 E**      **DSM\_RC\_ABORT\_OBJECT\_ALREADY\_HELD** *fshlll* is already under hold.

**Explanation:** One of the objects in the transaction The specified object is already under hold, and it cannot be placed under a new hold.

**System action:** The current operation ends. This object is skipped and processing continues.

**User response:** Issue a query to see the status of the objects, and try the operation again, without the object that is already held.

---

**0292 E**      **DSM\_RC\_TCA\_FORK\_FAILED** Error starting the dsmtca or dsmenc process.

**Explanation:** An error has occurred starting the dsmtca or dsmenc process; specifically, the fork() function has failed.

**System action:** Processing ends.

**User response:** Probable system error. If the problem persists, restart the workstation.

---

**0295 E**      **DSM\_RC\_TCA\_INVALID\_REQUEST** The IBM Spectrum Protect dsmtca received an invalid request.

**Explanation:** The dsmtca or dsmenc process was invoked by the backup-archive client and received an unknown request argument in the call.

**System action:** Processing ends.

**User response:** It is possible that the dsmtca or dsmenc process was mistakenly invoked by a process other than the backup-archive client. If that is not the case, then this is an internal error. If the problem recurs, contact your IBM service representative.

---

**0296 E**      **DSM\_RC\_TCA\_NOT\_ROOT** This action requires IBM Spectrum Protect administrative authority on this system.

**Explanation:** An activity has been attempted that must be performed by the IBM Spectrum Protect administrator (for example, open registration, file space delete or password update).

**System action:** Processing ends.

**User response:** If the activity is required, the administrator for this system must perform it.

---

**0297 E**      **DSM\_RC\_TCA\_SEMGET\_ERROR** Error allocating semaphores.

**Explanation:** An error has occurred because the semaphores you are attempting to allocate have become insufficient.

**System action:** Processing ends.



**User response:** Ask your system administrator for assistance, and possibly increase the number of semaphores in your system.

---

**0298 E DSM\_RC\_TCA\_SEM\_OP\_ERROR Error setting semaphore value or waiting on semaphore.**

**Explanation:** An error has occurred while attempting to set or wait on a semaphore.

**System action:** Processing ends.

**User response:** Probable system error. If the problem persists, restart the workstation.

---

**0400 E DSM\_RC\_INVALID\_OPT An invalid option was found during option parsing.**

**Explanation:** An invalid option was found.

**System action:** The system returns to the calling procedure.

**User response:** Verify the options in dsm.opt, dsm.sys, and the options string. Check the error log for more details about the error: on the AS/400 platform, verify the options in \*LIB/QOPTIBM Spectrum Protect(APIOPT).

---

**0405 E DSM\_RC\_NO\_HOST\_ADDR TCPSERVERADDRESS not defined for this server in the System Options File**

**Explanation:** The TCPSERVERADDRESS for this server is not defined in the server name stanza in the system options file.

**System action:** IBM Spectrum Protect initialization fails and the program ends.

**User response:** See the IBM Spectrum Protect administrator for your system, and make sure that the server to which you are trying to connect, has a valid TCPSERVERADDRESS defined in the system options file.

---

**0406 S DSM\_RC\_NO\_OPT\_FILE Options file 'file-name' could not be found, or it cannot be read.**

**Explanation:** Common reasons for this error include:

- The default options file does not exist.
- You specified the -OPTFILE option when starting the IBM Spectrum Protect client, but the options file you provided does not exist.
- The DSM\_CONFIG (or DSMI\_CONFIG if you are using the IBM Spectrum Protect API) environment variable specifies an options file that does not exist.
- You specified the -OPTFILE option when starting the IBM Spectrum Protect client, but the options file that

you provided is not in the standard file encoding of the system. For example, on Windows the expected file encoding is ANSI.

- You specified the -OPTFILE option when starting the IBM Spectrum Protect client, but the options file that you provided does not have appropriate read permissions for the user that is running the operation.

**System action:** IBM Spectrum Protect client processing stops.

**User response:** Make sure that the options file you want to use exists, it has the read rights set for the user that is running the operation, and it is in the standard file encoding of the system. For example, on Windows the expected file encoding is ANSI. Review the configuration information in the IBM Spectrum Protect client manual specific to your operating system. If the problem persists, ask your IBM Spectrum Protect administrator for further assistance.

---

**0408 E DSM\_RC\_MACHINE\_SAME A virtual node name must not equal either a node name or the system host name.**

**Explanation:** A VIRTUALNODENAME option was entered with a name the same as either a NODENAME option or the system host name.

**System action:** Initialization fails and the program ends.

**User response:** If the virtual node name entered was the same as the host name, remove the virtual node name option. If it was the same as the node name option, you can remove either one, depending upon the intended usage. Node name is used to assign an alternate name to your system. Virtual node name is used to access another system's server data.

---

**0409 E DSM\_RC\_INVALID\_SERVER Server name not found in System Options File**

**Explanation:** The system options file does not contain the SERVERNAME option.

**System action:** IBM Spectrum Protect initialization fails and the program ends.

**User response:** See the IBM Spectrum Protect administrator for your system, and make sure that the system options file contains the server name.

---

**0410 E DSM\_RC\_INVALID\_KEYWORD An invalid option keyword was found during option parsing.**

**Explanation:** An invalid option keyword was found in the dsmlnit configuration file, the option string, dsm.sys, or dsm.opt.

**System action:** The system returns to the calling procedure.

**User response:** Correct the spelling of the option keywords. Verify that the dsmlnit configuration file only has a subset of the dsm.sys options. Check the error log for more details about the error.

---

**0411 S DSM\_RC\_PATTERN\_TOO\_COMPLEX**  
The include or exclude pattern cannot be parsed.

**Explanation:** The pattern is formatted incorrectly or is too complex to be interpreted.

**System action:** Processing stopped.

**User response:** Verify that the include or exclude pattern is specified correctly. If the pattern is correct, then contact IBM technical support for further assistance.

---

**0412 S DSM\_RC\_NO\_CLOSING\_BRACKET**  
Include/Exclude pattern is missing a closing bracket

**Explanation:** The include or exclude pattern is incorrectly constructed. The closing bracket is missing.

**System action:** Processing stopped.

**User response:** Correct the syntax for the pattern.

---

**0426 E DSM\_RC\_CANNOT\_OPEN\_TRACEFILE**  
Initialization functions cannot open the trace file specified.

**Explanation:** The file could not be opened during initialization. The specified path might be incorrect. It is also possible that the current user does not have permission to write to the tracefile in the directory specified. It is also possible that no space is available at the tracefile location.

**System action:** Processing stops.

**User response:** Make sure the tracefile option points to a valid path and that the user has proper permissions to write to the specified file.

---

**0427 E DSM\_RC\_CANNOT\_OPEN\_LOGFILE**  
Initialization functions cannot open the error log file specified.

**Explanation:** The error log file could not be opened during initialization. The specified path may be incorrect. It is also possible that the current user does not have permission to write to the logfile in the directory specified. It is also possible that no space is available at the given logfile location.

**System action:** Processing terminates.

**User response:** Make sure the logfile option points to a valid path and that the user has proper permissions to write to the file specified.

---

**0600 E DSM\_RC\_DUP\_LABEL** A duplicate volume label exists. The operation cannot continue.

**Explanation:** For removable media, IBM Spectrum Protect uses the volume label as the file space name. To prevent data from different volumes being stored in the same file space on the IBM Spectrum Protect server, backup or archive of removable media volumes having duplicate volume labels is not allowed.

**System action:** The requested operation does not run.

**User response:** Change the volume labels on the removable media volumes so that there are no duplicate labels. Then restart IBM Spectrum Protect and try the operation again.

---

**0601 E DSM\_RC\_NO\_LABEL** The drive has no label. The operation cannot continue.

**Explanation:** Backup or archive of removable media requires that the media have a volume label. An attempt was made to back up or archive data on a removable volume that has no label.

**System action:** The requested operation does not run.

**User response:** Create a volume label on the removable media, then try the operation again.

---

**0610 E DSM\_RC\_NLS\_CANT\_OPEN\_TXT**  
Unable to open message text file.

**Explanation:** The system is unable to open the message txt file (dscenu.txt or dsmclientV3.cat for AIX). On the AS/400 platform this file is QANSAPI/QAANSENU(TXT).

**System action:** The system returns to the calling procedure.

**User response:** Verify that the dscenu.txt file is in the directory pointed to by DSMI\_DIR. For AIX, verify that the dsmclientV3.cat file has a symbolic link to /usr/lib/nls/msg/<locale>/dsmclientV3.cat .

---

**0611 E DSM\_RC\_NLS\_CANT\_READ\_HDR**  
Unable to use message text file.

**Explanation:** The system is unable to use the message text file (dscenu.txt or dsmclientV3.cat for AIX) because of an invalid header. On the AS/400 platform this file is QANSAPI/QAANSENU(TXT).

**System action:** The system returns to the calling procedure.

**User response:** Install the message text file again.

---

**0612 E DSM\_RC-NLS\_INVALID\_CNTL\_REC**  
Unable to use message text file.

**Explanation:** The system is unable to use the message txt file (dscenu.txt or dsmclientV3.cat for AIX) because of an invalid control record. On the AS/400 platform this file is QANSAPI/QAANSENU(TXT).

**System action:** The system returns to the calling procedure.

**User response:** Install the message text file again.

---

**0613 E DSM\_RC-NLS\_INVALID\_DATE\_FMT**  
Invalid value for DATEFORMAT specified.

**Explanation:** An invalid value is specified for DATEFORMAT.

**System action:** The system returns to the calling procedure.

**User response:** Specify a valid value.

---

**0614 E DSM\_RC-NLS\_INVALID\_TIME\_FMT**  
Invalid value for TIMEFORMAT specified.

**Explanation:** An invalid value is specified for TIMEFORMAT.

**System action:** The system returns to the calling procedure.

**User response:** Specify a valid value.

---

**0615 E DSM\_RC-NLS\_INVALID\_NUM\_FMT**  
Invalid value for NUMBERFORMAT specified.

**Explanation:** An invalid value is specified for NUMBERFORMAT.

**System action:** The system returns to the calling procedure.

**User response:** Specify a valid value.

---

**0620 E DSM\_RC\_LOG\_CANT\_BE\_OPENED**  
Unable to open error log file.

**Explanation:** The system is unable to open the error log file.

**System action:** The system returns to the calling procedure.

**User response:** Verify the DSMI\_LOG value and access permission. On the AS/400 platform, verify the value specified for ERRORLOGNAME in the API options file.

---

**0621 E DSM\_RC\_LOG\_ERROR\_WRITING\_**  
**TO\_LOG** The log file cannot be written to.

**Explanation:** There was an error writing to the log file.

**System action:** The system returns to the calling procedure.

**User response:** Verify the DSMI\_LOG value and access permission. on the AS/400 platform, verify the value specified for ERRORLOGNAME in the API options file.

---

**0622 E DSM\_RC\_LOG\_NOT\_SPECIFIED** The log file name was not specified.

**Explanation:** The system is unable to open the error log file.

**System action:** The system returns to the calling procedure.

**User response:** Verify the DSMI\_LOG value and access permission. On the AS/400 platform, verify the value specified for ERRORLOGNAME in the API options file.

---

**0927 E DSM\_RC\_NOT\_ADSM\_AUTHORIZED**  
Only a IBM Spectrum Protect authorized user can perform this Action.

**Explanation:** User must be a IBM Spectrum Protect authorized user to perform this action. User is not password authorized and this action requires authorization.

**System action:** Processing stopped.

**User response:** User must be root user, or user must be the owner of the executable and the set effective user id bit is set to 'on' ('s' bit).

---

**961 E DSM\_RC\_DIRECT\_STORAGE\_**  
**AGENT\_UNSUPPORTED** Direct connection to the Storage Agent is not allowed.

**Explanation:** You cannot connect directly to the Storage Agent.

**System action:** Processing stopped.

**User response:** To perform Lanfree operations using the Storage Agent, specify the ENABLELANFREE option in your options file, and restart the process.

---

**963 E DSM\_RC\_FS\_NAMESPACE\_**  
**DOWNLEVEL** The long namespace has been removed from the local file space. If you wish to proceed with the backup/archive operation, rename your file space on the server.

---

**Explanation:** The process has detected that the server namespace is NTW:LONG, but the local volume does not have long name support. If you would like to back up the volume using the short names, rename the file space on the server. If you would like to back up using long names, add the long namespace support back to the volume in question.

**System action:** Processing stopped.

**User response:** Add the long namespace support to the volume or rename(remove) the corresponding server file space.

---

**0996 E DSM\_RC\_SERVER\_DOWNLEVEL\_FUNC** The IBM Spectrum Protect server is downlevel and does not support the requested function. See error log for version information.

**Explanation:** The function being used requires a more current IBM Spectrum Protect Server.

**System action:** The operation fails.

**User response:** Upgrade your IBM Spectrum Protect Server to a level that supports this function. See error log for version information.

---

**0997 E DSM\_RC\_STORAGEAGENT\_DOWNLEVEL** The IBM Spectrum Protect Storage Agent is downlevel and does not support the requested function. See error log for version information.

**Explanation:** The function being used requires a more current IBM Spectrum Protect Storage Agent.

**System action:** The operation fails.

**User response:** Upgrade your IBM Spectrum Protect Storage Agent to a level that supports this function. See error log for version information.

---

**0998 E DSM\_RC\_SERVER\_AND\_SA\_DOWNLEVEL** The IBM Spectrum Protect Server and IBM Spectrum Protect Storage agent are downlevel and do not support the requested function. See error log for version information.

**Explanation:** The function being used requires a more current IBM Spectrum Protect Server and IBM Spectrum Protect Storage agent

**System action:** The operation fails.

**User response:** Upgrade your IBM Spectrum Protect Server and IBM Spectrum Protect Storage agent to a level that supports this function. See error log for version information.

---

**1376 E DSM\_RC\_DIGEST\_VALIDATION\_ERROR** Error processing '*filesystem namepath-namefile-name*'; end-to-end digest validation failed.

**Explanation:** Cryptographic digest of the restored or retrieved data did not match the digest generated during the backup or archive operation. Possible causes are a transmission error, data corruption, or a hash collision.

**System action:** Processing stops

**User response:** Try the restore operation again. If the problem persists, contact IBM technical support for additional assistance.

---

**2000 E DSM\_RC\_NULL\_OBJNAME** The object name pointer is NULL.

**Explanation:** There is no value provided for the object name pointer.

**System action:** The system returns to the calling procedure.

**User response:** Provide an address for the dsmObjName structure.

---

**2001 E DSM\_RC\_NULL\_DATA\_BLKPTR** The data block pointer is NULL.

**Explanation:** There is no value provided for the data block pointer.

**System action:** The system returns to the calling procedure.

**User response:** Provide an address for the DataBlk structure.

---

**2002 E DSM\_RC\_NULL\_MSG** msg parameter for dsmRCMsg is a NULL pointer.

**Explanation:** The message parameter for dsmRCMsg is a NULL pointer.

**System action:** The system returns to the calling procedure.

**User response:** Allocate enough space for the message parameter.

---

**2004 E DSM\_RC\_NULL\_OBJATTRPTR** The object attribute pointer is NULL.

**Explanation:** There is no value provided for the object attribute pointer.

**System action:** The system returns to the calling procedure.

**User response:** Provide an address for the ObjAttr structure.

---

**2006 E      DSM\_RC\_NO\_SESS\_BLK** There is no server session information.

**Explanation:** The server did not respond with the session information.

**System action:** The system returns to the calling procedure.

**User response:** Verify the server status.

---

**2007 E      DSM\_RC\_NO\_POLICY\_BLK** There is no server policy information.

**Explanation:** The server did not respond with the policy information.

**System action:** The system returns to the calling procedure.

**User response:** Verify the server policy definitions.

---

**2008 E      DSM\_RC\_ZERO\_BUFLEN** The dataBlk bufferLen value is zero.

**Explanation:** The value for the dataBlk bufferLen is zero.

**System action:** The system returns to the calling procedure.

**User response:** Provide a non-zero value for the bufferLen.

---

**2009 E      DSM\_RC\_NULL\_BUFPTR** The dataBlk bufferPtr is NULL.

**Explanation:** There is no value provided for the dataBlk bufferPtr.

**System action:** The system returns to the calling procedure.

**User response:** Provide an address for the bufferPtr.

---

**2010 E      DSM\_RC\_INVALID\_OBJTYPE** The objType is invalid.

**Explanation:** The value for the objType is invalid.

**System action:** The system returns to the calling procedure.

**User response:** The value for dsmObjName.objType must be:

DSM\_OBJ\_FILE or DSM\_OBJ\_DIRECTORY for Backup, or  
DSM\_OBJ\_FILE for Archive.

---

**2011 E      DSM\_RC\_INVALID\_VOTE** The dsmEndTxn vote is invalid.

**Explanation:** The dsmEndTxn vote is invalid.

---

**System action:** The system returns to the calling procedure.

**User response:** The vote must be DSM\_VOTE\_COMMIT or DSM\_VOTE\_ABORT.

---

**2012 E      DSM\_RC\_INVALID\_ACTION** The update action is invalid.

**Explanation:** The dsmUpdateFS or dsmUpdateObj action is invalid.

**System action:** The system returns to the calling procedure.

**User response:** Correct the action value. Valid values are defined in dsmapi.h and documented in our Using the API book.

---

**2014 E      DSM\_RC\_INVALID\_DS\_HANDLE**  
There was an error in the IBM Spectrum Protect API internals.

**Explanation:** The system encountered an error in the API internals.

**System action:** The system returns to the calling procedure.

**User response:** Shut down the process and retry the operation. Verify that any previous dsmInit calls were cleaned up and terminated by a dsmTerminate call. If the problem continues, contact your system administrator or service representative.

---

**2015 E      DSM\_RC\_INVALID\_REPOS** The repository type is invalid.

**Explanation:** The repository type is invalid.

**System action:** The system returns to the calling procedure.

**User response:** For dsmDeleteFS the repository must be one of the following:

- DSM\_ARCHIVE\_REP
  - DSM\_BACKUP\_REP
  - DSM\_REPOS\_ALL.
- 

**2016 E      DSM\_RC\_INVALID\_FSNAME** Filespace name should start with the directory delimiter.

**Explanation:** The filesystem name is invalid.

**System action:** The system returns to the calling procedure.

**User response:** Filespace name should start with the directory delimiter.

---

---

**2017 E**      **DSM\_RC\_INVALID\_OBJNAME** The object name is either an empty string or has no leading delimiter.

**Explanation:** The object name is invalid because of an empty string or there is no leading delimiter.

**System action:** The system returns to the calling procedure.

**User response:** Verify the format of the dsmObjName full path.

---

**2018 E**      **DSM\_RC\_INVALID\_LLNAME** Low level qualifier of the object name should start with the directory delimiter.

**Explanation:** The low level qualifier for the object name is invalid.

**System action:** The system returns to the calling procedure.

**User response:** Start the low level qualifier of the object name with the directory delimiter.

---

**2019 E**      **DSM\_RC\_INVALID\_OBJOWNER** The object owner is invalid.

**Explanation:** The object owner must be either the root user, or the object owner must be the same as the session owner.

**System action:** The system returns to the calling procedure.

**User response:** Verify the session owner and object owner.

---

**2020 E**      **DSM\_RC\_INVALID\_ACTYPE** The dsmBindMC sendType is invalid.

**Explanation:** The dsmBindMC sendType is invalid.

**System action:** The system returns to the calling procedure.

**User response:** The sendType must be one of the following:

stBackup  
stArchive  
stBackupMountWait  
stArchiveMountWait

---

**2021 E**      **DSM\_RC\_INVALID\_RETCODE** no text available for this return code.

**Explanation:** The dsmRC parameter for dsmRCMsg is an unsupported return code.

**System action:** The system returns to the calling procedure.

**User response:** Specify a valid value.

---



---

**2022 E**      **DSM\_RC\_INVALID\_SENDTYPE** The dsmSendObj sendType is invalid.

**Explanation:** The dsmSendObj sendType is invalid.

**System action:** The system returns to the calling procedure.

**User response:** The sendType must be one of the following:

stBackup  
stArchive  
stBackupMountWait  
stArchiveMountWait

---

**2023 E**      **DSM\_RC\_INVALID\_PARAMETER** The dsmDeleteObj delType is invalid.

**Explanation:** The dsmDeleteObj delType is invalid.

**System action:** The system returns to the calling procedure.

**User response:** The delType must be dtBackup or dtArchive.

---

**2024 E**      **DSM\_RC\_INVALID\_OBJSTATE** The query Backup objState is invalid.

**Explanation:** The query Backup objState is invalid.

**System action:** The system returns to the calling procedure.

**User response:** The qryBackupData.objState must be one of the following:

DSM\_ACTIVE  
DSM\_INACTIVE  
DSM\_ANY\_MATCH

---

**2025 E**      **DSM\_RC\_INVALID\_MCNAME** The management class name was not found.

**Explanation:** A query or send operation is unable to find the management class name.

**System action:** The system returns to the calling procedure.

**User response:** Verify the management class name.

---

**2026 E**      **DSM\_RC\_INVALID\_DRIVE\_CHAR** The drive letter is not an alphabetic character.

**Explanation:** The drive letter is not an alphabetic character. This return code is valid on Microsoft Windows only.

**System action:** The system returns to the calling procedure.

**User response:** Verify that the drive designation is an

---

alphabetic character. The referenced field is dsmDosFSAttrib.driveLetter.

---

**2027 E      DSM\_RC\_NULL\_FSNAME** The Register Filespace name is NULL.

**Explanation:** There is no value provided for the Register Filespace name.

**System action:** The system returns to the calling procedure.

**User response:** Provide a filespace name on dsmRegisterFS.

---

**2028 E      DSM\_RC\_INVALID\_HLNAME** High level qualifier of the object name should start with the directory delimiter.

**Explanation:** The high level qualifier for the object name is invalid.

**System action:** The system returns to the calling procedure.

**User response:** High level qualifier of the object name should start with the directory delimiter.

---

**2029 E      DSM\_RC\_NUMOBJ\_EXCEED** The number of objects on dsmBeginGetData exceeds DSM\_MAX\_GET\_OBJ | DSM\_MAX\_PARTIAL\_GET\_OBJ.

**Explanation:** The number of objects (numObjId) specified on the dsmBeginGetData call exceeds DSM\_MAX\_GET\_OBJ | DSM\_MAX\_PARTIAL\_GET\_OBJ.

**System action:** The system returns to the calling procedure.

**User response:** Check the number of objects before calling dsmBeginGetData. If it is greater than DSM\_MAX\_GET\_OBJ | DSM\_MAX\_PARTIAL\_GET\_OBJ, then issue multiple Get call sequences.

---

**2030 E      DSM\_RC\_NEWPW\_REQD** The new password value is NULL or blank.

**Explanation:** There is no value provided for new password.

**System action:** The system returns to the calling procedure.

**User response:** Provide a new password on dsmChangePW.

---

**2031 E      DSM\_RC\_OLDPW\_REQD** The old password value is NULL or blank.

**Explanation:** There is no value provided for old password.

**System action:** The system returns to the calling procedure.

**User response:** Provide an old password on dsmChangePW.

---

**2032 E      DSM\_RC\_NO\_OWNER\_REQD** On dsmInit, the owner is not allowed to establish a session when PASSWORDACCESS=generate.

**Explanation:** PASSWORDACCESS=GENERATE establishes a session with the current login user as the owner. The application should set clientOwnerNameP to NULL when PASSWORDACCESS=GENERATE is in effect.

**System action:** The system returns to the calling procedure. Whether the application can continue processing depends on how the application handles the error.

**User response:** This message applies to applications that utilize the IBM Spectrum Protect API, and is intended primarily for the vendor of the application for which the message is issued. Depending on the application, this could be a configuration issue.

Consult the documentation for the application and verify that the application is configured correctly. If the problem persists, contact the application vendor for further assistance.

---

**2033 E      DSM\_RC\_NO\_NODE\_REQD** On dsmInit, the node is not allowed when PASSWORDACCESS=generate.

**Explanation:** PASSWORDACCESS=generate establishes a session with the current hostname as the node.

**System action:** The system returns to the calling procedure.

**User response:** When using PASSWORDACCESS=generate, set clientNodeNameP to NULL.

---

**2034 E      DSM\_RC\_KEY\_MISSING** The key file is missing.

**Explanation:** The key file for Data Protection for Oracle cannot be found.

**System action:** The system returns to the calling procedure.

**User response:** Ensure that you have ordered the Data Protection for Oracle, and install the key file.

---

**2035 E**      **DSM\_RC\_KEY\_BAD** The key file content is invalid.

**Explanation:** The key file content for Data Protection for Oracle is invalid.

**System action:** The system returns to the calling procedure.

**User response:** Ensure that you have ordered the Data Protection for Oracle, and install the key file.

---

**2041 E**      **DSM\_RC\_BAD\_CALL\_SEQUENCE** The sequence of calls is invalid.

**Explanation:** Then API requires function calls to be made in a specific sequence. The function calls were not made in the expected sequence. The error can be triggered by the following issues:

- An error in the network.
- A bug in the IBM Spectrum Protect API.
- A bug in the IBM Spectrum Protect server.
- A bug in the application (IBM or third party) that uses the IBM Spectrum Protect API.

**System action:** The system returns to the calling procedure.

**User response:** An end user can respond in the following ways:

- Check the network for errors.
- Look for clues in the IBM Spectrum Protect server activity log file, client side dserror.log log file, and log files that are specific to the problem application.
- Search the IBM support pages for APARs that match the problem. The support site is at IBM Spectrum Protect Support Portal ([http://www.ibm.com/support/entry/portal/product/tivoli/tivoli\\_storage\\_manager](http://www.ibm.com/support/entry/portal/product/tivoli/tivoli_storage_manager))
- If the API application is developed by a third party (not IBM), search that third party's support pages for known issues that match the problem.

If none of the above actions resolve the problem, report the problem to the vendor of the application that uses the IBM Spectrum Protect API.

A developer of an application that uses the IBM Spectrum Protect API must investigate the reason for the problem, including reviewing the IBM Spectrum Protect API state diagram. The IBM Spectrum Protect API state diagram is in the product documentation at IBM Spectrum Protect product documentation ([http://www.ibm.com/support/knowledgecenter/SSEQVQ\\_8.1.4/tsm/welcome.html](http://www.ibm.com/support/knowledgecenter/SSEQVQ_8.1.4/tsm/welcome.html))

---

**2042 E**      **DSM\_RC\_INVALID\_TSMBUFFER** The tsmBuffHandle is invalid, or the value of dataPtr is invalid.

**Explanation:** An invalid value for a handle or dataPtr has been passed into the API.

**System action:** The system returns to the calling procedure.

**User response:** There is a problem with the calling application. Verify the values of the tsmBuffHandle and dataptr passed to the API.

---

**2043 E**      **DSM\_RC\_TOO\_MANY\_BYTES** The number of bytes copied into the tsmBuffer is larger than the allowed value.

**Explanation:** An invalid number of bytes was copied to a tsmBuffer.

**System action:** The system returns to the calling procedure.

**User response:** There is a problem with the calling application. Verify the number of bytes copied into the tsmBuffer.

---

**2044 E**      **DSM\_RC\_MUST\_RELEASE\_BUFFER** dsmTerminate cannot finish because the application is holding on to 1 or more tsmBuffers.

**Explanation:** An application is trying to terminate a session, but is still holding some tsmBuffers.

**System action:** The system returns to the calling procedure.

**User response:** The application must return all buffers for this session by calling tsmReleaseBuffer, and then issue dsmTerminate.

---

**2045 E**      **DSM\_RC\_BUFF\_ARRAY\_ERROR** An internal error occurred in the tsmBuffer array.

**Explanation:** An internal API buffer array error occurred.

**System action:** The system returns to the calling procedure.

**User response:** Try the operation again. If the problem continues, contact your system administrator or service representative.

---

**2046 E**      **DSM\_RC\_INVALID\_DATA\_BLK** When using useTsmBuffers, dataBlk must be NULL in calls to dsmSendObj and dsmGetObj.



**Explanation:** The value for dataBlk must be NULL when using useTsmBuffers.

**System action:** The system returns to the calling procedure.

**User response:** There is a problem with the calling application. Contact your application provider

---

**2047 E DSM\_RC\_ENCR\_NOT\_ALLOWED**  
Encryption is not allowed when using useTsmBuffers.

**Explanation:** useTsmBuffers does not support encryption.

**System action:** The system returns to the calling procedure.

**User response:** Try the operation again, without using useTsmBuffers, or disable encryption for this operation.

---

**2048 E DSM\_RC\_OBJ\_COMPRESSED** This object cannot be restored/retrieved using useTsmBuffers, because it is compressed.

**Explanation:** useTsmBuffers does not support compression.

**System action:** The system returns to the calling procedure.

**User response:** Try the operation again, without using useTsmBuffers.

---

**2049 E DSM\_RC\_OBJ\_ENCRYPTED** This object cannot be restored/retrieved using useTsmBuffers, because it is encrypted.

**Explanation:** useTsmBuffers does not support encryption.

**System action:** The system returns to the calling procedure.

**User response:** Try the operation again, without using useTsmBuffers.

---

**2050 E DSM\_RC\_WILDCHAR\_NOTALLOWED**  
On dsmSendObj, wildcards are not allowed for the objName.

**Explanation:** On dsmSendObj, wildcards are not allowed for the objName.

**System action:** The system returns to the calling procedure.

**User response:** Provide a fs, hl, and ll on the dsmObjName.

---

**2051 E DSM\_RC\_POR\_NOT\_ALLOWED** When using useTsmBuffers, a restore/retrieve with partial object restore is not allowed.

**Explanation:** useTsmBuffers does not support partial object restore.

**System action:** The system returns to the calling procedure.

**User response:** Make sure the calling application is either using Partial object restore or useTsmBuffers.

---

**2052 E DSM\_RC\_NO\_ENCRYPTION\_KEY** No encryption key was found. If you are using -encryptkey=prompt make sure there is a value in the encryptionPasswordP field and that bEncryptKeyEnabled is set to true.

**Explanation:** There was no encryption key found in the password file, or no key was provided by the application.

**System action:** The system returns to the calling procedure.

**User response:** If you are using -encryptkey=prompt, make sure there is a value in encryptionPasswordP and that bEncryptKeyEnabled is set to true.

---

**2053 E DSM\_RC\_ENCR\_CONFLICT**  
Conflicting encryption key options have been specified.

**Explanation:** When using the ENABLEENCRYPTKEY option, the parameter bEncryptKeyEnabled for the IBM Spectrum Protect API dsmInitExIn\_t and tsmInitExIn\_t structures cannot be set to bTrue.

**System action:** The system returns to the calling procedure.

**User response:** Either remove the ENABLEENCRYPTKEY option from the options file, or set the parameter bEncryptKeyEnabled to bFalse in the program using the IBM Spectrum Protect API.

---

**2060 E DSM\_RC\_FSNAME\_NOTFOUND** The filespace to delete/set access cannot be found.

**Explanation:** The filespace to delete cannot be found.

**System action:** The system returns to the calling procedure.

**User response:** Verify the filespace name.

---

**2061 E**      **DSM\_RC\_FS\_NOT\_REGISTERED** On dsmSendObj, dsmDeleteObj, or dsmUpdateFS the filesystem is not registered.

**Explanation:** On dsmSendObj, dsmDeleteObj, or dsmUpdateFS, the filesystem is not registered.

**System action:** The system returns to the calling procedure.

**User response:** Verify the filesystem name.

---

**2062 W**      **DSM\_RC\_FS\_ALREADY\_REGISTERED** On dsmRegisterFS the filesystem is already registered.

**Explanation:** On dsmRegisterFS the filesystem is already registered.

**System action:** The system returns to the calling procedure.

**User response:** Verify the filesystem name.

---

**2063 E**      **DSM\_RC\_OBJID\_NOTFOUND** On dsmBeginGetData the objID is NULL.

**Explanation:** On dsmBeginGetData, the objID is NULL.

**System action:** The system returns to the calling procedure.

**User response:** Verify the following:

The dsmGetList is not NULL.

Each objID is not NULL.

The dsmGetList numObjId is not zero.

---

**2064 E**      **DSM\_RC\_WRONG\_VERSION** On dsmInit, the caller API version is different than the IBM Spectrum Protect library version.

**Explanation:** On dsmInit, the caller API version is later than the IBM Spectrum Protect library version.

**System action:** The system returns to the calling procedure.

**User response:** Install the latest IBM Spectrum Protect API library.

---

**2065 E**      **DSM\_RC\_WRONG\_VERSION\_PARM** The caller's structure version is different than the IBM Spectrum Protect library version.

**Explanation:** The caller's structure version is different than the IBM Spectrum Protect library version.

**System action:** The system returns to the calling procedure.

**User response:** Ensure that the stVersion field is set with the value in the header file. Recompile the application with the latest header files.

---

**2070 E**      **DSM\_RC\_NEEDTO\_ENDTXN** Issue dsmEndTxn and then begin a new transaction session.

**Explanation:** This transaction must be ended and a new one must be started due to one of the following reasons:

The destination changed.

The byte limit is exceeded

The maximum number of objects is exceeded.

**System action:** The system returns to the calling procedure.

**User response:** Issue dsmEndTxn and start a new transaction session.

---

**2080 E**      **DSM\_RC\_OBJ\_EXCLUDED** The backup or archive object is excluded from processing.

**Explanation:** The backup or archive object is excluded from processing.

**System action:** The system returns to the calling procedure.

**User response:** Verify the objName and Exclude lists.

---

**2081 E**      **DSM\_RC\_OBJ\_NOBCG** The backup object does not have a copy group.

**Explanation:** The backup object does not have a copy group.

**System action:** The system returns to the calling procedure.

**User response:** Verify server policy definitions.

---

**2082 E**      **DSM\_RC\_OBJ\_NOACG** The archive object does not have a copy group.

**Explanation:** The archive object does not have a copy group.

**System action:** The system returns to the calling procedure.

**User response:** Verify server policy definitions.

---

**2090 E**      **DSM\_RC\_APISYSTEM\_ERROR** Memory used by the IBM Spectrum Protect API has been corrupted.

**Explanation:** Memory used by the IBM Spectrum Protect API has been corrupted.

**System action:** The system returns to the calling procedure.

**User response:** Retry the operation. If the problem continues, contact your system administrator or service representative.

---

**2100 E DSM\_RC\_DESC\_TOOLONG The sendObj Archive description is too long.**

**Explanation:** The sendObj Archive description is too long.

**System action:** The system returns to the calling procedure.

**User response:** The sndArchiveData.descr string must be less than or equal to DSM\_MAX\_DESCR\_LENGTH.

---

**2101 E DSM\_RC\_OBJINFO\_TOOLONG The sendObj ObjAttr.objInfo is too long.**

**Explanation:** The sendObj ObjAttr.objInfo is too long.

**System action:** The system returns to the calling procedure.

**User response:** The objInfo field must be less than or equal to DSM\_MAX\_OBJINFO\_LENGTH.

---

**2102 E DSM\_RC\_HL\_TOOLONG The sendObj dsmObjName.hl is too long.**

**Explanation:** The sendObj dsmObjName.hl is too long.

**System action:** The system returns to the calling procedure.

**User response:** The hl field must be less than or equal to DSM\_MAX\_HL\_LENGTH.

---

**2103 E DSM\_RC\_PASSWD\_TOOLONG The password, or encryptionPassword string provided is too long.**

**Explanation:** The value provided for password or encryptionPassword is too long.

**System action:** The system returns to the calling procedure.

**User response:** The password or encryptionPassword field must be less than DSM\_MAX\_VERIFIER\_LENGTH.

---

**2104 E DSM\_RC\_FILESPACE\_TOOLONG The sendObj dsmObjName.fs is too long.**

**Explanation:** The sendObj dsmObjName.fs is too long.

**System action:** The system returns to the calling procedure.

**User response:** The fs field must be less than or equal to DSM\_MAX\_FS\_LENGTH.

---

**2105 E DSM\_RC\_LL\_TOOLONG The sendObj dsmObjName.ll is too long.**

**Explanation:** The sendObj dsmObjName.ll is too long.

**System action:** The system returns to the calling procedure.

**User response:** The ll field must be less than or equal to DSM\_MAX\_LL\_LENGTH.

---

**2106 E DSM\_RC\_FSINFO\_TOOLONG On RegisterFS or UpdateFS the fsAttr's fsInfo is too long.**

**Explanation:** On RegisterFS or UpdateFS the fsAttr's fsInfo is too long.

**System action:** The system returns to the calling procedure.

**User response:** The fsInfo field must be less than or equal to DSM\_MAX\_FSINFO\_LENGTH.

---

**2107 E DSM\_RC\_SENDDATA\_WITH\_ZERO\_SIZE Cannot Send data with a zero byte sizeEstimate.**

**Explanation:** You cannot send data for an object with size estimate = 0.

**System action:** The system returns to the calling procedure.

**User response:** Set size estimate greater than 0 in dsmSendObj.

---

**2110 E DSM\_RC\_INVALID\_ACCESS\_TYPE The dsmSetAccess access Type is invalid.**

**Explanation:** The dsmSetAccess accessType is invalid.

**System action:** The system returns to the calling procedure.

**User response:** The accessType must be one of the following:

- atBackup
- atArchive

---

**2111 E DSM\_RC\_QUERY\_COMM\_FAILURE Communications error with server during object query**

**Explanation:** An unexpected communications error occurred during an object query to the server.

**System action:** Processing stopped.

**User response:** Verify that communications are active between the client and server machines. Server outages, processor outages, and communication controller outages can cause this error.

---

**2112 E**      **DSM\_RC\_NO\_FILES\_BACKUP** No files have been previously backed up for this filename/filespace.

**Explanation:** You tried to set access to files when no files for the specified filename, drive or file system were previously backed up.

**System action:** Processing stopped.

**User response:** Ensure that the correct drive or file system was specified and that files are backed up for you to set access.

---

**2113 E**      **DSM\_RC\_NO\_FILES\_ARCHIVE** No files have been previously archived for this filename/filespace.

**Explanation:** You tried to set access to files when no files for the specified filename, drive or file system were previously archived.

**System action:** Processing stopped.

**User response:** Ensure that the correct drive or file system was specified and that files are archived for you to set access.

---

**2114 E**      **DSM\_RC\_INVALID\_SETACCESS**  
Invalid format for Set Access command.

**Explanation:** The SET ACCESS command must have at least three operands, the first of which must be either BACKUP or ARCHIVE. A validly formed file specification must follow.

**System action:** Processing stopped, the command is not executed.

**User response:** Use the HELP SET ACCESS command for complete details of usage, then enter the SET ACCESS command using the correct syntax.

---

**2120 E**      **DSM\_RC\_STRING\_TOO\_LONG** The following message was too long to log to the server: *'shortened message with message number'*

**Explanation:** The message text and inserts are too large to send to the server in the available internal buffer.

**System action:** The *message number* message is written to the local client error log, then shortened and sent to the server as a part of this message. The message is reduced in length by substituting '...' in the middle of the original message.

**User response:** The message referred to has been shortened, but describes the error that occurred. See the documentation for that message for more information.

---



---

**2200 I**      **DSM\_RC\_MORE\_DATA** On dsmGetNextQObj or dsmGetData there is more available data.

**Explanation:** On dsmGetNextQObj or dsmGetData there is more available data.

**System action:** The system returns to the calling procedure.

**User response:** Call the function again.

---

**2210 E**      **DSM\_RC\_BUFF\_TOO\_SMALL** The dataBlk buffer is too small for the query response.

**Explanation:** The dataBlk buffer is too small for the query response.

**System action:** The system returns to the calling procedure.

**User response:** On dsmGetNextQObj ensure that the dataBlk buffer is at least as big as the query response structure.

---

**2228 E**      **DSM\_RC\_NO\_API\_CONFIGFILE** The configuration file specified on dsmInit cannot be opened.

**Explanation:** The configuration file specified on dsmInit cannot be opened.

**System action:** The system returns to the calling procedure.

**User response:** Verify the file name.

---

**2229 E**      **DSM\_RC\_NO\_INCLEXCL\_FILE** The Include/Exclude definition file was not found.

**Explanation:** The Include/Exclude definition file was not found.

**System action:** The system returns to the calling procedure.

**User response:** Verify the file name on the Inclexcl option.

---

**2230 E**      **DSM\_RC\_NO\_SYS\_OR\_INCLEXCL** Either the dsm.sys file was not found, or the Inclexcl file specified in dsm.sys was not found.

**Explanation:** Either the dsm.sys file was not found, or the Inclexcl file specified in dsm.sys was not found.

**System action:** The system returns to the calling procedure.

**User response:** The dsm.sys file must be in the directory referenced by the environment variable

---

DSMI\_DIR. Verify the file name on the Inclexcl option in the dsm.sys file.

---

**2231 E DSM\_RC\_REJECT\_NO\_POR\_SUPPORT** Partial Object Retrieve is not supported on this server.

**Explanation:** The IBM Spectrum Protect server specified by the user does not support partial object retrieve.

**System action:** The system returns to the calling procedure.

**User response:** Specify a IBM Spectrum Protect server which supports the partial object retrieve function.

---

**2300 E DSM\_RC\_NEED\_ROOT** Only a UNIX root user can execute dsmChangePW or dsmDeleteFS.

**Explanation:** Only a UNIX root user can execute dsmChangePW or dsmDeleteFS.

**System action:** The system returns to the calling procedure.

**User response:** Run this program as a root user.

---

**2301 E DSM\_RC\_NEEDTO\_CALL\_BINDMC** You must issue dsmBindMC before dsmSendObj.

**Explanation:** You must issue dsmBindMC before dsmSendObj.

**System action:** The system returns to the calling procedure.

**User response:** Modify your program.

---

**2302 I DSM\_RC\_CHECK\_REASON\_CODE** The dsmEndTxn vote is ABORT, so check the reason field.

**Explanation:** After a dsmEndTxn call, the transaction is aborted by either the server or client with a DSM\_VOTE\_ABORT and the reason is returned.

**System action:** The system returns to the calling procedure.

**User response:** Check the reason field for the code which explains why the transaction has been aborted.

---

**2400 E DSM\_RC\_ALMGR\_OPEN\_FAIL** License file could not be opened.

**Explanation:** The license file was not found, or could not be opened because of permissions or the file is corrupted.

**System action:** The system returns to the calling procedure.

**User response:** Check permissions on file. See if the license file is in the correct place.

---

**2401 E DSM\_RC\_ALMGR\_READ\_FAIL** Read failure on the license file.

**Explanation:** The license file was not found, or could not be opened because of permissions, or the file is corrupted.

**System action:** The system returns to the calling procedure.

**User response:** Check permissions on file. See if the license file is in the correct place.

---

**2402 E DSM\_RC\_ALMGR\_WRITE\_FAIL** Write failure on the license file.

**Explanation:** The license file was not found, or could not be opened because of permissions or the file is corrupted.

**System action:** The system returns to the calling procedure.

**User response:** Check permissions on file. See if license file is in the correct place.

---

**2403 E DSM\_RC\_ALMGR\_DATA\_FMT** Data in the license file is not in a valid format.

**Explanation:** The license file is not valid.

**System action:** The system returns to the calling procedure.

**User response:** User needs to obtain a new license.

---

**2404 E DSM\_RC\_ALMGR\_CKSUM\_BAD** The checksum in the license file does not match the licenseregistration string.

**Explanation:** The registration string is not valid.

**System action:** The system returns to the calling procedure.

**User response:** User needs to obtain a new license.

---

**2405 E DSM\_RC\_ALMGR\_TRIAL\_EXPRD** This is an expired try and buy license.

**Explanation:** The registration string is not valid.

**System action:** The system returns to the calling procedure.

**User response:** User needs to obtain a new license.

---

**4580 E**      **DSM\_RC\_ENC\_WRONG\_KEY** Error processing '*filespace namepath-namefile-name*'; invalid encryption key.

**Explanation:** The key you entered does not match the key that was used to encrypt the file during backup. The file can not be restored unless the matching key is entered.

**System action:** processing stops.

**User response:** Try the restore operation again and provide the correct key.

---

**4582 E**      **DSM\_RC\_ENC\_NOT\_AUTHORIZED** User is not authorized to encrypt *file-space namedirectory\_pathfile\_name*.

**Explanation:** The user is not authorized to encrypt the file. Normally, only a IBM Spectrum Protect authorized user or a root user can use IBM Spectrum Protect encryption. However, a certain combination of PASSWORDACCESS and ENCRYPTKEY options may allow encryption operations by a non-authorized user.

**System action:** The file is not backed up or restored.

**User response:** Log in as a root or IBM Spectrum Protect authorized user and try the operation again. See IBM Spectrum Protect Backup-Archive Client Installation and User's Guide for the correct usage of the ENCRYPTKEY option.

---

**4584 E**      **DSM\_RC\_ENC\_TYPE\_UNKOWN** Error processing '*filespace namepath-namefile-name*': unsupported encryption type.

**Explanation:** The files you are trying to restore or retrieve have been backed up or archived by a later version of the IBM Spectrum Protect client. The file encryption method is not supported by the current client.

**System action:** Object skipped.

**User response:** Restore or retrieve the file with the most recent version of the IBM Spectrum Protect client.

---

**4600 E**      **DSM\_RC\_CLUSTER\_INFO\_LIBRARY\_NOT\_LOADED** CLUSTERNODE is set to YES but the Cluster Information Daemon is not started.

**Explanation:** The HACMP Cluster Information Daemon must be started in order to specify the CLUSTERNODE option.

**System action:** Processing ends.

**User response:** Start the HACMP Cluster Information Daemon.

---

**4601 E**      **DSM\_RC\_CLUSTER\_LIBRARY\_INVALID** CLUSTERNODE is set to YES but the cluster load library is not valid.

**Explanation:** The load library that the operating system provides to obtain the cluster name is not valid. A possible cause is an out-of-date load library which does not contain the proper routines this product expects.

**System action:** Processing ends.

**User response:** Ensure that the latest cluster software is installed on the system.

---

**4602 E**      **DSM\_RC\_CLUSTER\_LIBRARY\_NOT\_LOADED** CLUSTERNODE is set to YES but the cluster software is not available on this system.

**Explanation:** The load library that the operating systems provides to obtain the cluster name is not available on this system.

**System action:** Processing ends.

**User response:** Ensure that the cluster software is installed on the system.

---

**4603 E**      **DSM\_RC\_CLUSTER\_NOT\_MEMBER\_OF\_CLUSTER** CLUSTERNODE is set to YES but this machine is not a member of a cluster.

**Explanation:** This machine is not a member of a cluster node. Possible causes are that the cluster service has not been configured correctly, or that the cluster is in the process of initialization.

**System action:** Processing ends.

**User response:** Ensure that the cluster software is configured properly. If the cluster is in the process of initialization, retry the operation at a later time.

---

**4604 E**      **DSM\_RC\_CLUSTER\_NOT\_ENABLED** CLUSTERNODE is set to YES but the cluster service is not enabled on this system.

**Explanation:** The cluster service has not been enabled on this system.

**System action:** Processing ends.

**User response:** Enable the cluster service on the system.

---

---

**4605 E**      **DSM\_RC\_CLUSTER\_NOT\_SUPPORTED** The CLUSTERNODE option is not supported on this system.

**Explanation:** This option is not supported on this system.

**System action:** Processing ends.

**User response:** Disable the CLUSTERNODE option in the local options file.

---

**4606 E**      **DSM\_RC\_CLUSTER\_UNKNOWN\_ERROR** An unexpected error (*retcode*) occurred while the program was trying to obtain the cluster name from the system.

**Explanation:** An unknown error occurred while the program was trying to obtain the cluster name from the cluster service. The error code is the reason code provided directly from the cluster service being used in this operating system environment.

**System action:** Processing ends.

**User response:** Consult the documentation for your clustering software for an explanation of the reason code. Insure that your clustering service is operational, then try the IBM Spectrum Protect operation again.

---

**5200 E**      **DSM\_RC\_ABORT\_CERTIFICATE\_NOT\_FOUND** The remote node is not properly configured on the IBM Spectrum Protect server.

**Explanation:** The remote node is not properly configured on the IBM Spectrum Protect server.

**System action:** Processing stopped.

**User response:** Ensure that the remote node is properly configured and connected to the IBM Spectrum Protect server by using TLS. This validates the remote node configuration and ensures that the information that is related to the remote node is sent to the server.

---

**5702 E**      **DSM\_RC\_PROXY\_REJECT\_NO\_RESOURCES** Proxy Rejected: The IBM Spectrum Protect server has run out of memory.

**Explanation:** There is not enough memory available to allow this operation to continue.

**System action:** Current operation has been cancelled.

**User response:** Try the operation again. If the problem continues, see your system administrator to increase the amount of memory of the server.

---



---

**5705 E**      **DSM\_RC\_PROXY\_REJECT\_DUPLICATE\_ID** Proxy Rejected: The ASNODENAME and NODENAME options have the same value.

**Explanation:** The ASNODENAME and NODENAME options cannot have the same value.

**System action:** The current operation is cancelled.

**User response:** Use the ASNODENAME option only to access another node. It is not necessary to set the ASNODENAME option to access your own node. Remove the ASNODENAME option from your option file unless you are actually trying to access a node that you have been granted authority to access with the administrative command "Grant Proxynode".

---

**5710 E**      **DSM\_RC\_PROXY\_REJECT\_ID\_IN\_USE** Proxy Rejected: The node name you specified in the ASNODENAME option is locked.

**Explanation:** The IBM Spectrum Protect administrator has locked the node you specified as the ASNODENAME option.

**System action:** The IBM Spectrum Protect operation ends.

**User response:** The IBM Spectrum Protect server administrator must unlock the node before you can access it. Try the operation later, or check with your IBM Spectrum Protect administrator.

---

**5717 E**      **DSM\_RC\_PROXY\_REJECT\_INTERNAL\_ERROR** Proxy Rejected: The server has an internal error.

**Explanation:** The client cannot proxy to the node named by the ASNODENAME option because of an internal server error.

**System action:** Current operation has been cancelled.

**User response:** See your system administrator immediately.

---

**5722 E**      **DSM\_RC\_PROXY\_REJECT\_NOT\_AUTHORIZED** Proxy Rejected: Proxy authority has not been granted to this node.

**Explanation:** The node has not been granted proxy authority to access the node named by the ASNODENAME option. The IBM Spectrum Protect administrator must first grant proxy authority.

**System action:** The IBM Spectrum Protect operation ends.

**User response:** The IBM Spectrum Protect server administrator must grant proxy authority for this node. See the administrator command "Grant Proxynode".

---

---

**5746 E**        **DSM\_RC\_PROXY\_INVALID\_**  
**FROMNODE** The ASNODENAME  
option is not valid with the  
FROMNODE option.

**Explanation:** None.

**System action:** Processing stops.

**User response:** Remove the ASNODENAME option  
from the options file or do not use the FROMNODE  
option.

---

**5748 E**        **DSM\_RC\_PROXY\_INVALID\_ CLUSTER**  
The ASNODENAME option cannot be  
used with the CLUSTERNODE option.

**Explanation:** None.

**System action:** Processing stops.

**User response:** Remove the ASNODENAME option  
and retry the operation.

---

**5749 E**        **DSM\_RC\_PROXY\_INVALID\_**  
**FUNCTION** The operation that is being  
attempted cannot be invoked using the  
ASNODENAME option.

**Explanation:** None.

**System action:** Processing stops.

**User response:** Remove the ASNODENAME option  
and retry the operation.

---

**5801 E**        **DSM\_RC\_CRYPT0\_ICC\_ERROR**  
Unexpected error in cryptography  
library.

**Explanation:** There was an unexpected error in the  
cryptography library. See the error log for more  
information.

**System action:** processing stops.

**User response:** Check the error log for ANS1467E to  
determine the cause of failure. Verify you IBM  
Spectrum Protect client is installed properly. If needed,  
reinstall client and/or API. If the problem still exists,  
contact IBM Spectrum Protect technical support.



---

## Appendix. Accessibility features for the IBM Spectrum Protect product family

Accessibility features assist users who have a disability, such as restricted mobility or limited vision, to use information technology content successfully.

### Overview

The IBM Spectrum Protect family of products includes the following major accessibility features:

- Keyboard-only operation
- Operations that use a screen reader

The IBM Spectrum Protect family of products uses the latest W3C Standard, WAI-ARIA 1.0 ([www.w3.org/TR/wai-aria/](http://www.w3.org/TR/wai-aria/)), to ensure compliance with US Section 508 ([www.access-board.gov/guidelines-and-standards/communications-and-it/about-the-section-508-standards/section-508-standards](http://www.access-board.gov/guidelines-and-standards/communications-and-it/about-the-section-508-standards/section-508-standards)) and Web Content Accessibility Guidelines (WCAG) 2.0 ([www.w3.org/TR/WCAG20/](http://www.w3.org/TR/WCAG20/)). To take advantage of accessibility features, use the latest release of your screen reader and the latest web browser that is supported by the product.

The product documentation in IBM Knowledge Center is enabled for accessibility. The accessibility features of IBM Knowledge Center are described in the Accessibility section of the IBM Knowledge Center help ([www.ibm.com/support/knowledgecenter/about/releasenotes.html?view=kc#accessibility](http://www.ibm.com/support/knowledgecenter/about/releasenotes.html?view=kc#accessibility)).

### Keyboard navigation

This product uses standard navigation keys.

### Interface information

User interfaces do not have content that flashes 2 - 55 times per second.

Web user interfaces rely on cascading style sheets to render content properly and to provide a usable experience. The application provides an equivalent way for low-vision users to use system display settings, including high-contrast mode. You can control font size by using the device or web browser settings.

Web user interfaces include WAI-ARIA navigational landmarks that you can use to quickly navigate to functional areas in the application.

### Vendor software

The IBM Spectrum Protect product family includes certain vendor software that is not covered under the IBM license agreement. IBM makes no representation about the accessibility features of these products. Contact the vendor for accessibility information about its products.

## **Related accessibility information**

In addition to standard IBM help desk and support websites, IBM has a TTY telephone service for use by deaf or hard of hearing customers to access sales and support services:

TTY service  
800-IBM-3383 (800-426-3383)  
(within North America)

For more information about the commitment that IBM has to accessibility, see IBM Accessibility ([www.ibm.com/able](http://www.ibm.com/able)).

---

## Notices

This information was developed for products and services offered in the US. This material might be available from IBM in other languages. However, you may be required to own a copy of the product or product version in that language in order to access it.

IBM may not offer the products, services, or features discussed in this document in other countries. Consult your local IBM representative for information on the products and services currently available in your area. Any reference to an IBM product, program, or service is not intended to state or imply that only that IBM product, program, or service may be used. Any functionally equivalent product, program, or service that does not infringe any IBM intellectual property right may be used instead. However, it is the user's responsibility to evaluate and verify the operation of any non-IBM product, program, or service.

IBM may have patents or pending patent applications covering subject matter described in this document. The furnishing of this document does not grant you any license to these patents. You can send license inquiries, in writing, to:

*IBM Director of Licensing  
IBM Corporation  
North Castle Drive, MD-NC119  
Armonk, NY 10504-1785  
US*

For license inquiries regarding double-byte character set (DBCS) information, contact the IBM Intellectual Property Department in your country or send inquiries, in writing, to:

*Intellectual Property Licensing  
Legal and Intellectual Property Law  
IBM Japan Ltd.  
19-21, Nihonbashi-Hakozakicho, Chuo-ku  
Tokyo 103-8510, Japan*

INTERNATIONAL BUSINESS MACHINES CORPORATION PROVIDES THIS PUBLICATION "AS IS" WITHOUT WARRANTY OF ANY KIND, EITHER EXPRESS OR IMPLIED, INCLUDING, BUT NOT LIMITED TO, THE IMPLIED WARRANTIES OF NON-INFRINGEMENT, MERCHANTABILITY OR FITNESS FOR A PARTICULAR PURPOSE. Some jurisdictions do not allow disclaimer of express or implied warranties in certain transactions, therefore, this statement may not apply to you.

This information could include technical inaccuracies or typographical errors. Changes are periodically made to the information herein; these changes will be incorporated in new editions of the publication. IBM may make improvements and/or changes in the product(s) and/or the program(s) described in this publication at any time without notice.

Any references in this information to non-IBM websites are provided for convenience only and do not in any manner serve as an endorsement of those

websites. The materials at those websites are not part of the materials for this IBM product and use of those websites is at your own risk.

IBM may use or distribute any of the information you supply in any way it believes appropriate without incurring any obligation to you.

Licensees of this program who wish to have information about it for the purpose of enabling: (i) the exchange of information between independently created programs and other programs (including this one) and (ii) the mutual use of the information which has been exchanged, should contact:

*IBM Director of Licensing*  
*IBM Corporation*  
*North Castle Drive, MD-NC119*  
*Armonk, NY 10504-1785*  
*US*

Such information may be available, subject to appropriate terms and conditions, including in some cases, payment of a fee.

The licensed program described in this document and all licensed material available for it are provided by IBM under terms of the IBM Customer Agreement, IBM International Program License Agreement or any equivalent agreement between us.

The performance data discussed herein is presented as derived under specific operating conditions. Actual results may vary.

Information concerning non-IBM products was obtained from the suppliers of those products, their published announcements or other publicly available sources. IBM has not tested those products and cannot confirm the accuracy of performance, compatibility or any other claims related to non-IBM products. Questions on the capabilities of non-IBM products should be addressed to the suppliers of those products.

This information contains examples of data and reports used in daily business operations. To illustrate them as completely as possible, the examples include the names of individuals, companies, brands, and products. All of these names are fictitious and any similarity to the names and addresses used by an actual business enterprise is entirely coincidental.

#### COPYRIGHT LICENSE:

This information contains sample application programs in source language, which illustrate programming techniques on various operating platforms. You may copy, modify, and distribute these sample programs in any form without payment to IBM, for the purposes of developing, using, marketing or distributing application programs conforming to the application programming interface for the operating platform for which the sample programs are written. These examples have not been thoroughly tested under all conditions. IBM, therefore, cannot guarantee or imply reliability, serviceability, or function of these programs. The sample programs are provided "AS IS", without warranty of any kind. IBM shall not be liable for any damages arising out of your use of the sample programs.

Each copy or any portion of these sample programs or any derivative work must include a copyright notice as follows: © (your company name) (year). Portions of this code are derived from IBM Corp. Sample Programs. © Copyright IBM Corp. \_enter the year or years\_.

## **Trademarks**

IBM, the IBM logo, and [ibm.com](http://ibm.com)<sup>®</sup> are trademarks or registered trademarks of International Business Machines Corp., registered in many jurisdictions worldwide. Other product and service names might be trademarks of IBM or other companies. A current list of IBM trademarks is available on the Web at "Copyright and trademark information" at [www.ibm.com/legal/copytrade.shtml](http://www.ibm.com/legal/copytrade.shtml).

Adobe is a registered trademark of Adobe Systems Incorporated in the United States, and/or other countries.

Linear Tape-Open, LTO, and Ultrium are trademarks of HP, IBM Corp. and Quantum in the U.S. and other countries.

Intel and Itanium are trademarks or registered trademarks of Intel Corporation or its subsidiaries in the United States and other countries.

Linux is a registered trademark of Linus Torvalds in the United States, other countries, or both.

Microsoft, Windows, and Windows NT are trademarks of Microsoft Corporation in the United States, other countries, or both.

Java<sup>™</sup> and all Java-based trademarks and logos are trademarks or registered trademarks of Oracle and/or its affiliates.

SoftLayer<sup>®</sup> is a registered trademark of SoftLayer, Inc., an IBM Company.

UNIX is a registered trademark of The Open Group in the United States and other countries.

VMware, VMware vCenter Server, and VMware vSphere are registered trademarks or trademarks of VMware, Inc. or its subsidiaries in the United States and/or other jurisdictions.

## **Terms and conditions for product documentation**

Permissions for the use of these publications are granted subject to the following terms and conditions.

### **Applicability**

These terms and conditions are in addition to any terms of use for the IBM website.

### **Personal use**

You may reproduce these publications for your personal, noncommercial use provided that all proprietary notices are preserved. You may not distribute, display or make derivative work of these publications, or any portion thereof, without the express consent of IBM.

### **Commercial use**

You may reproduce, distribute and display these publications solely within

your enterprise provided that all proprietary notices are preserved. You may not make derivative works of these publications, or reproduce, distribute or display these publications or any portion thereof outside your enterprise, without the express consent of IBM.

**Rights** Except as expressly granted in this permission, no other permissions, licenses or rights are granted, either express or implied, to the publications or any information, data, software or other intellectual property contained therein.

IBM reserves the right to withdraw the permissions granted herein whenever, in its discretion, the use of the publications is detrimental to its interest or, as determined by IBM, the above instructions are not being properly followed.

You may not download, export or re-export this information except in full compliance with all applicable laws and regulations, including all United States export laws and regulations.

IBM MAKES NO GUARANTEE ABOUT THE CONTENT OF THESE PUBLICATIONS. THE PUBLICATIONS ARE PROVIDED "AS-IS" AND WITHOUT WARRANTY OF ANY KIND, EITHER EXPRESSED OR IMPLIED, INCLUDING BUT NOT LIMITED TO IMPLIED WARRANTIES OF MERCHANTABILITY, NON-INFRINGEMENT, AND FITNESS FOR A PARTICULAR PURPOSE.

## **Privacy policy considerations**

IBM Software products, including software as a service solutions, ("Software Offerings") may use cookies or other technologies to collect product usage information, to help improve the end user experience, to tailor interactions with the end user, or for other purposes. In many cases no personally identifiable information is collected by the Software Offerings. Some of our Software Offerings can help enable you to collect personally identifiable information. If this Software Offering uses cookies to collect personally identifiable information, specific information about this offering's use of cookies is set forth below.

This Software Offering does not use cookies or other technologies to collect personally identifiable information.

If the configurations deployed for this Software Offering provide you as customer the ability to collect personally identifiable information from end users via cookies and other technologies, you should seek your own legal advice about any laws applicable to such data collection, including any requirements for notice and consent.

For more information about the use of various technologies, including cookies, for these purposes, see IBM's Privacy Policy at <http://www.ibm.com/privacy> and IBM's Online Privacy Statement at <http://www.ibm.com/privacy/details> in the section entitled "Cookies, Web Beacons and Other Technologies," and the "IBM Software Products and Software-as-a-Service Privacy Statement" at <http://www.ibm.com/software/info/product-privacy>.

---

## Glossary

A glossary is available with terms and definitions for the IBM Spectrum Protect family of products.

See the IBM Spectrum Protect glossary.

To view glossaries for other IBM products, see IBM Terminology.









Product Number: 5725-W98  
5725-W99  
5725-X15  
5725-X18  
5725-X04

Printed in USA