

LOTUS DAY 2009

3 grudnia 2009 r., Warszawa

Lotus Sametime 8.5

Rafał Skirzyński, IBM



Co się zmieniło?

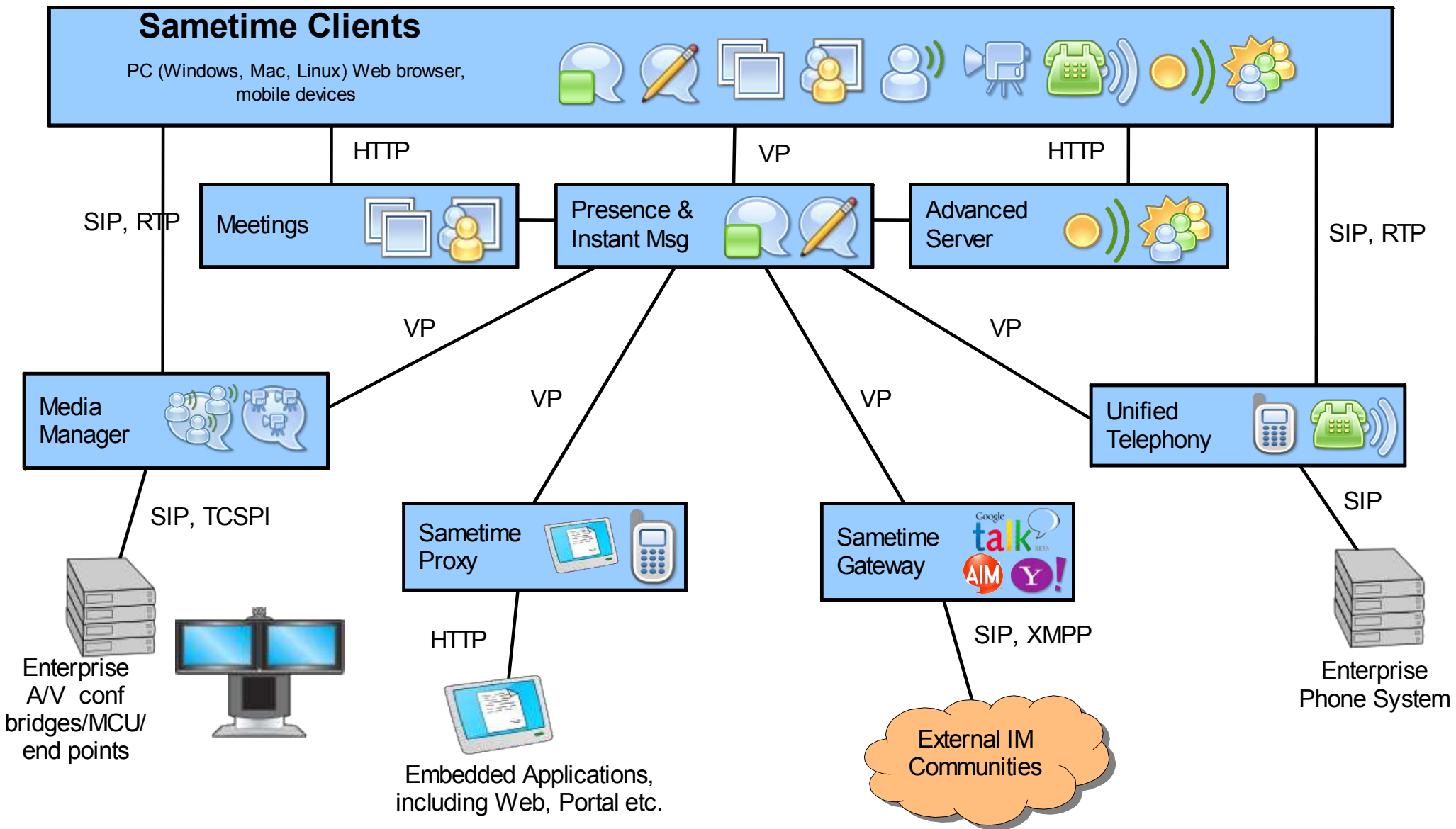
- Nowa forma spotkań
- Poprawiona jakość wideo
- Nowe wersje przeglądarkowe
- Wiele, wiele innych...



Lotus Sametime® 8.5

Co się zmieniło?

- Całkowicie przepisane webkonferencje
 - Szybsze uruchamianie i obsługa
 - Gruby klient - Sametime lub Notes
 - Przeglądarki www
 - Bez potrzeby rezerwacji
 - Spotkania ad-hoc i trwałe pokoje konferencyjne
 - Poprawiona integracja z kalendarzem Lotus Notes (i Microsoft Outlook)
 - Poprawiona jakość współdzielenia ekranu
 - Łatwe nagrywanie i odtwarzanie (pliki .MOV)
- Poprawiona niezawodność konferencji
 - HTTP/HTTPS zamiast T.120
 - Ułatwiona konfiguracja firewall/SSO itd.
 - Wbudowane mechanizmy failover i lokalizacji geograficznej
 - Nie trzeba już EMS



Spotkania

Gruby klient

- Sametime Connect lub wbudowany w Notes
- Szybkie tworzenie spotkań
- Nie trzeba się ponownie logować
- Drag and drop
- Audio video

Klient przeglądarkowy

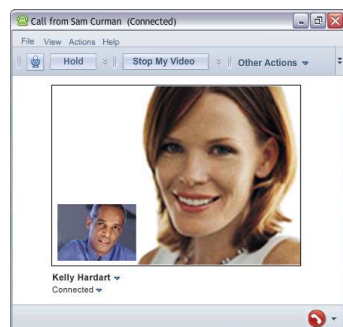
- Nie trzeba nic instalować
- Dla użytkowników zautentykowanych i gości
- Applet do współdzielenia ekranu

Spotkania – ST Connect

- “Gruby” klient potrzebny jest do:
 - Konwersji slajdów po stronie klienta
 - Zdalnej kontroli aplikacji / pulpitu
 - Drag/drop dla dodawania osób do spotkаний
 - Drag/drop dla dodawania treści
 - Nagrywania spotkań
 - Narzędzi edycyjnych
 - Ankiet
 - Zrzutów ekranu
 - Audio/Video

Audio i Video - aktualne

Sametime Voice/ Video Chats

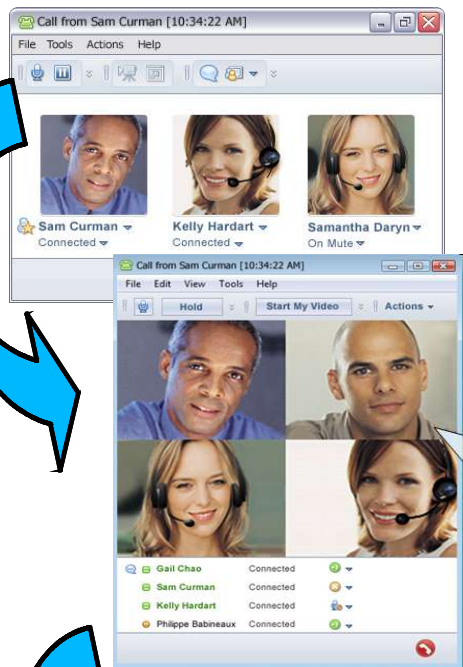


Sametime Meetings

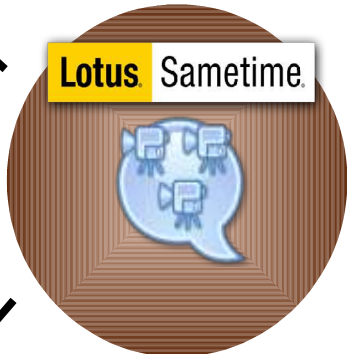


- **IBM Sametime 8.5 client**
 - Wsparcie dla chatu, VoIP audio/video chats & online meetings
 - Wykrywanie aktualnego prelegenta
 - Kodeki
 - ▶ H.263, H.264
 - ▶ G.711, G.722.1, iSAC
 - Klient wspierający SIP
- **IBM Sametime 8.5 Media Manager svr**
 - SIP proxy registrar
 - Wsparcie dla SIP
 - Media router (packet switcher)
- **Pozostałe**
 - Sametime Community server
 - ▶ Dostępność i czat
 - Sametime 8.5 Meeting server
 - ▶ Konferencje ad-hoc i trwałe
 - ▶ Udostępnianie pulpitu/aplikacji

Audio i Video - aktualne



Sametime voice & video calls



Sametime Meetings




Telepresence



Room Video Conferencing systems



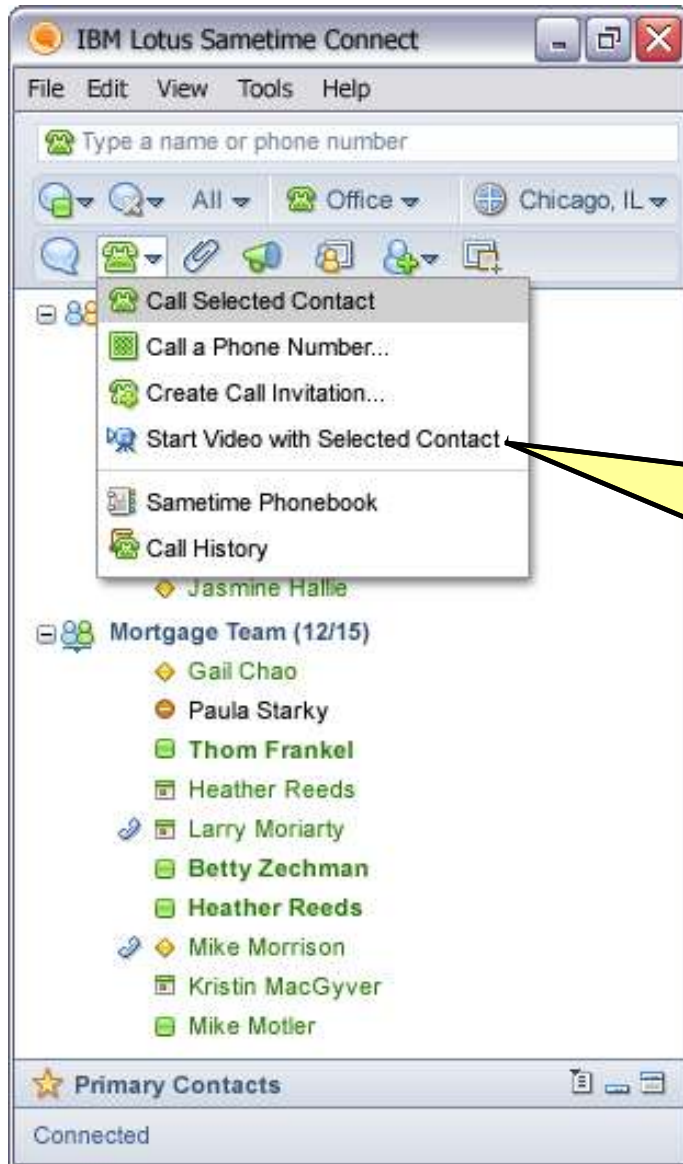
Partner delivered connectors



H.323
ISDN



Klient



Prawie identycznie jak w Sametime 8.0.2

Możliwość wybrania wielu osób do rozmowy wideo

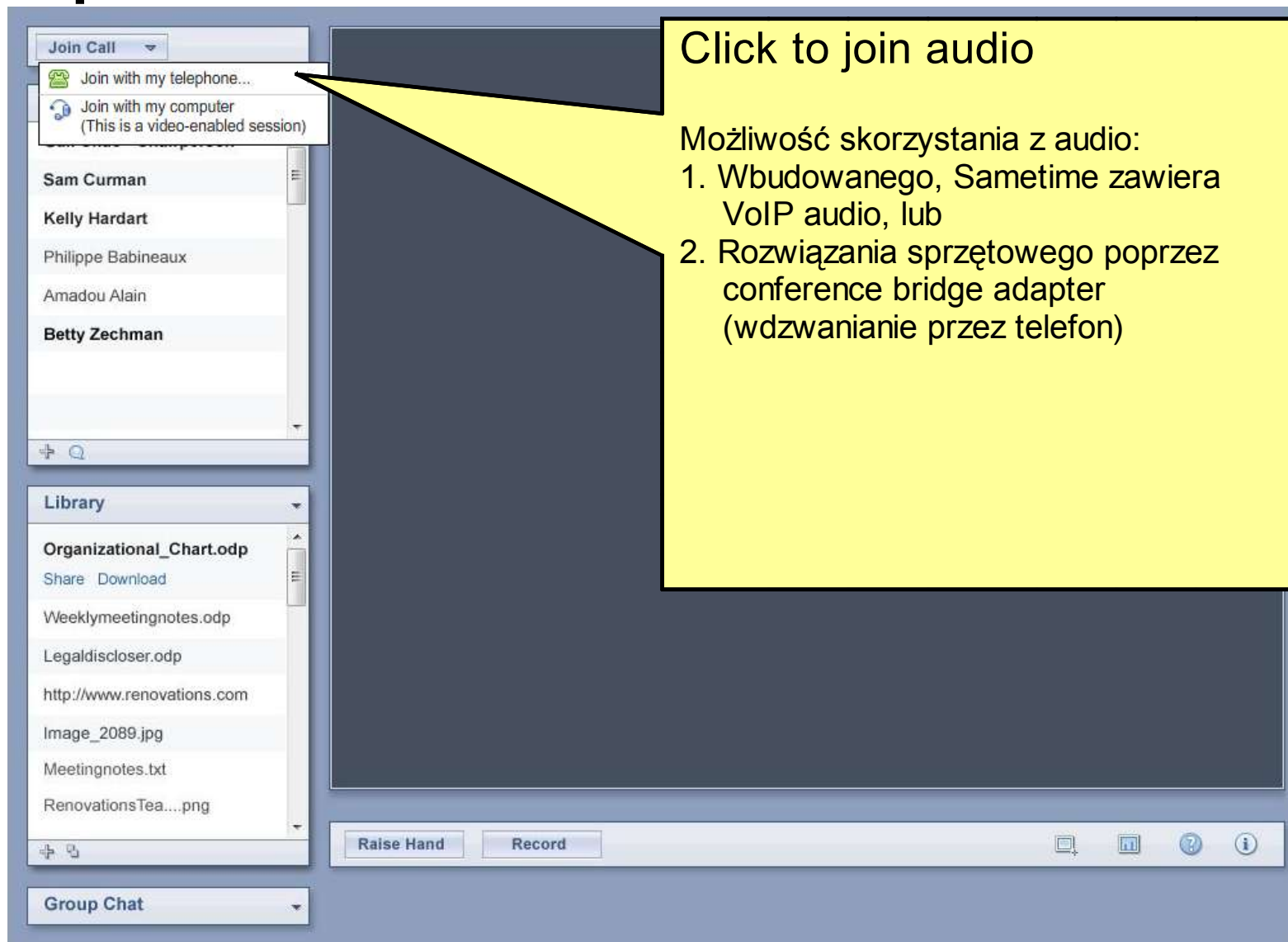
Wideo w kliencie



Zmiana rozmiaru
Full screen
Możliwość ukrycia własnego wideo

Lotus Sametime® 8.5

Spotkanie - audio



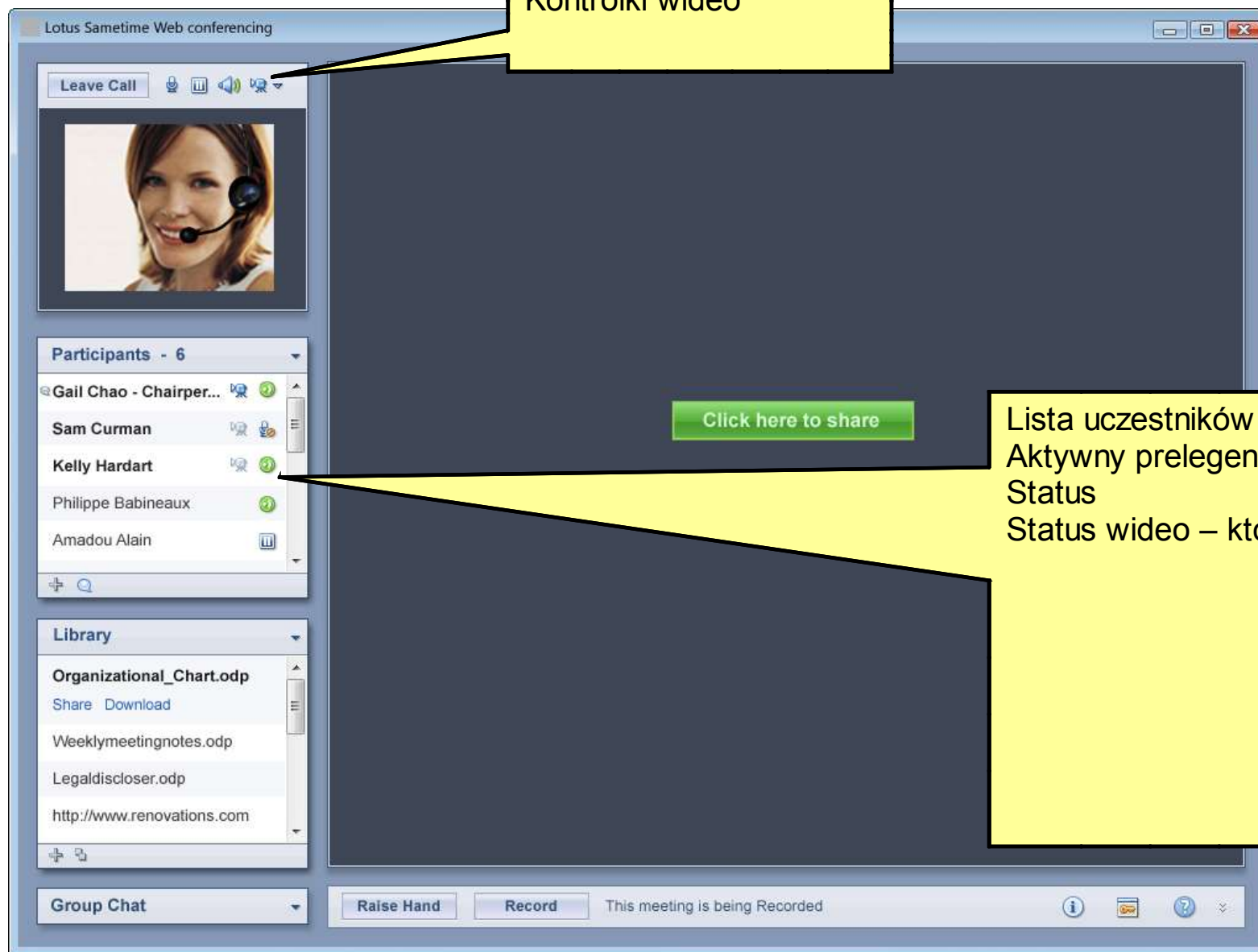
The screenshot shows the Lotus Sametime meeting interface. On the left, there is a 'Join Call' dropdown menu with two options: 'Join with my telephone...' and 'Join with my computer (This is a video-enabled session)'. Below this is a list of participants: Sam Curman, Kelly Hardart, Philippe Babineaux, Amadou Alain, and Betty Zechman. Further down is a 'Library' section with a list of files: Organizational_Chart.odp, Weeklymeetingnotes.odp, Legaldiscloser.odp, http://www.renovations.com, Image_2089.jpg, Meetingnotes.txt, and RenovationsTea....png. At the bottom, there are buttons for 'Raise Hand' and 'Record', along with several small icons.

Click to join audio

Możliwość skorzystania z audio:

1. Wbudowanego, Sametime zawiera VoIP audio, lub
2. Rozwiązania sprzętowego poprzez conference bridge adapter (wzwanie przez telefon)

Spotkanie – audio i wideo



Kontrolki wideo

Lista uczestników :
 Aktywny prelegent
 Status
 Status wideo – kto aktualnie mówi

Click here to share

Sametime w przeglądarce

- Statusy dostępności
- Lista kontaktów
- Dodawanie / usuwanie kontaktów
- Wyszukiwanie
- Wizytówki
- Połączenie
- Czat 1 do 1
- Czat wiele do wielu
- Ogłoszenia
- Rich text
- Emotikony
- Konferencje błyskawiczne
- Nowe API



Lotus Sametime® 8.5

API dla www

OPEN FINANCIAL NETWORK Home | WholeSale Banking | Home | More... Frank Adams | Edit my Profile | Help | Log Out

Home Blogs New Page Add Content Change Theme Share Page

News

New Market Trends for 2009
Nov 18 | Sam Omie

Working with Teams
Nov 16

Market Research
Nov 14

Company Benefits Update
Nov 14

Cost Analysis - Renovations Green
Nov 12

Best Finance Software 2008
Nov 12

Subscriptions Updates

Blogs See more

Renovations Finance Plan
Sam Curman | Jan 04, 2009
Details

Global Finance
Gail Chao | Jan 10, 2009
Details

IT for Finance Teams
Gail Chao | Jan 10, 2009
Details

Team Places Updates

Marketing Collateral
Brochure.pdf - Amadou Alain
Jan 04, 2009 | Details

Renovations Finance Team
Brochure.pdf - Amadou Alain
Jan 04, 2009 | Details

Mail

Sort By Date

- ★ **Sam Curman**
Renovations Financial Planning 01/17/09 4:45 PM
- ★ **Gail Chao**
Re: Renovations Financial Planning 01/17/09 4:45 PM
- ★ **Gail Chao**
Cost analysis 01/17/09 4:45 PM

Glenn Cloud
Here are the estimates for the OFN brochures 01/17/09 4:45 PM

My Objectives

Performance Update

Reduce Costs
40%
0% 45% 60% 100%

Increase Credit Lines
30%
0% 20% 55% 100%

Implement Customer Retention Programs
90%
0% 25% 60% 100%

Activities

1 - / of 20 previous next

- Finance Charts Templates for 2009** More
updated by Sam Curman Today 9:30 AM
- Renovations Budget Discussions** More
updated by Sam Curman Today 9:30 AM
- Marketing Materials** More
updated by Gail Chao Today 9:30 AM
- Greenworld Conference Preparation** More
updated by Sam Curman Today 9:30 AM | DUE JAN 21

Day at a Glance

◀ Wed, November 14, 2009 ▶

Mel & Michelle's Anniversary

10:00 AM - 11:00 AM
Marketing Meeting
Gail Chao

11:00 AM - 12:00 PM
Product Analysis Update
Sam Curman

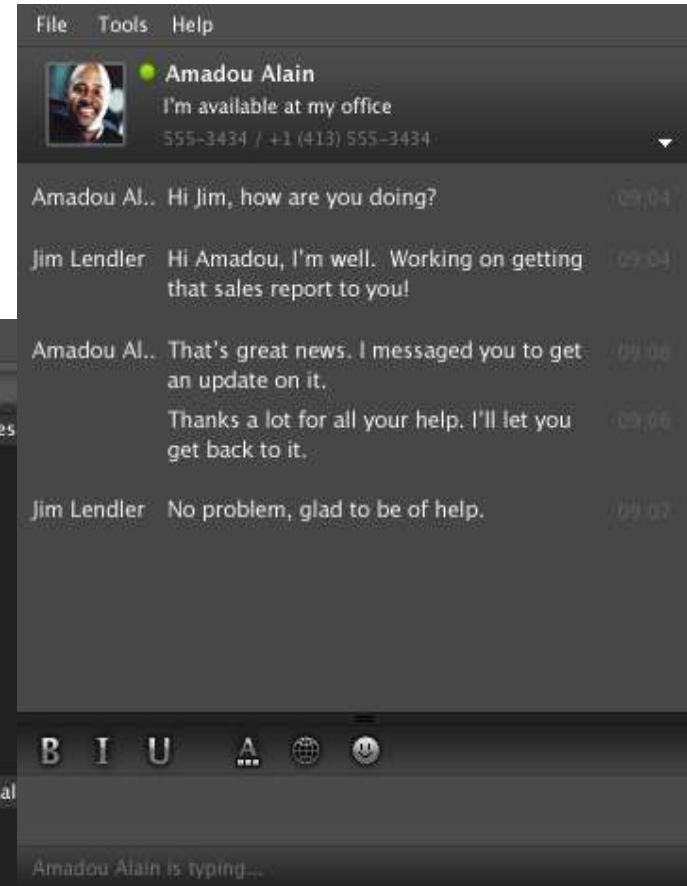
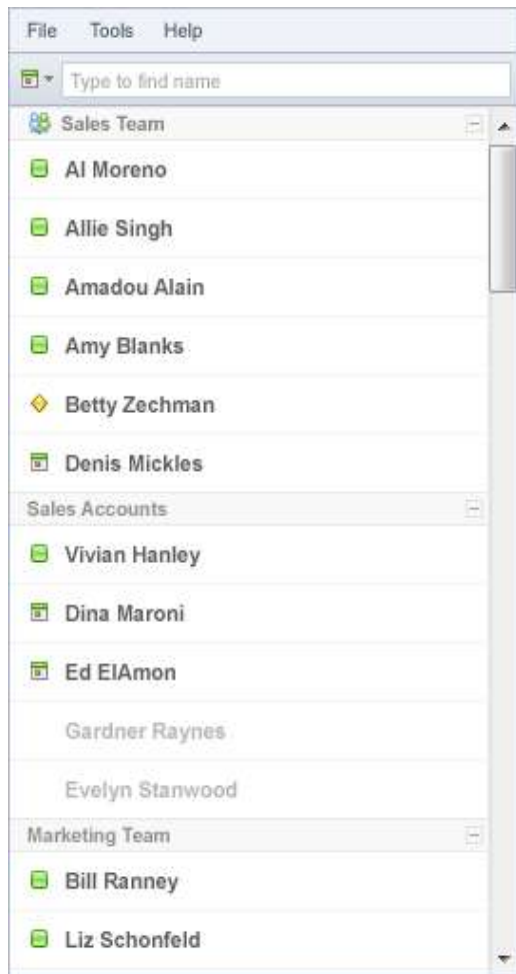
Colleagues

- Customer Relations ▼
 - Ed ElAmon
 - Gardner Raynes
 - Jasmin Haj
- Finance Experts ▼
 - Dennis Mickles
 - Sam Curman
 - Heather Reeds
 - Ling Shin
 - Lucille Suarez
 - Betty Zechman

Tools

- Expense Reimbursement
- Benefits Enrollment
- Human Resources

Klient przeglądarkowy - style

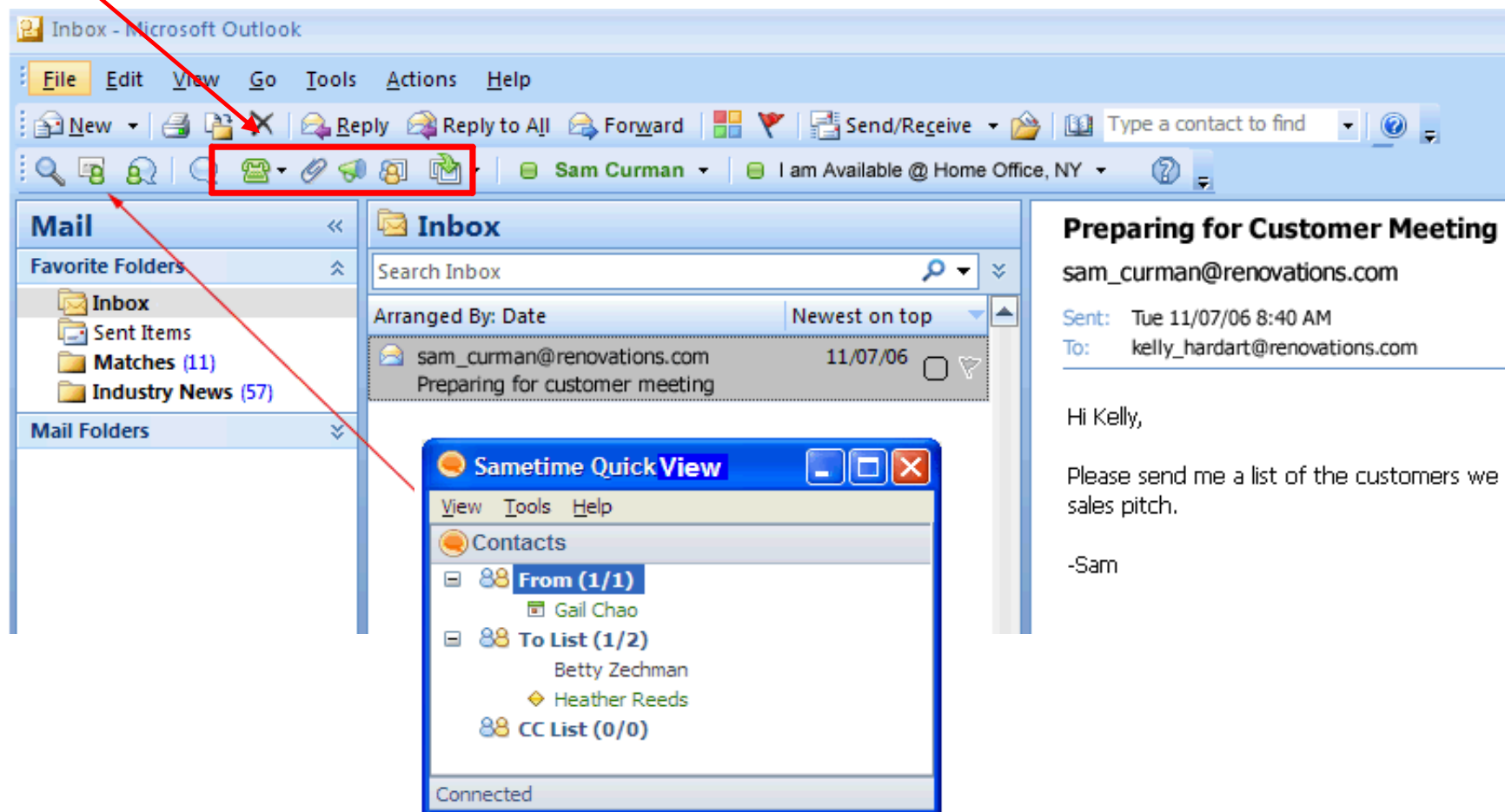


iPhone



Integracja z MS Outlook

Nowy toolbar - click to talk, wyślij plik, ogłoszenia, konferencja błyskawiczna...



Wspólna konsola

Sametime System Console

View: All Tasks

- Welcome
- Guided Activities
 - Connecting to a database
 - Configuring IHS
 - Creating and expanding clusters
 - Connecting to LDAP
 - Enabling global security
 - Routing requests from a Web server to an application server
- Servers
- Applications
- Resources
- Security
- Environment
- System administration
- Users and Groups
- Monitoring and Tuning
- Troubleshooting
- Service integration
- UDDI

Welcome

Integrated Solutions Console Standard Edition provides a common administration console for multiple products. The table lists the product suites that can be administered through this installation. Select a product suite to view more information.

Suite Name	Version
Sametime Advanced server	8.0.1
Sametime Meeting server	8.5
Sametime System Console	8.5
Sametime Unified Telephony	8.0
SIP Proxy and Registrar	8.5
Websphere Application Server	7.0.1

Sametime Gateway

Sametime Unified Telephony *

Sametime Media

Sametime Presence/IM

Sametime Meetings

Sametime Advanced*

Jeszcze kilka obrazków...



Zapraszanie na konferencj? z klienta

Zaproś do spotkania

Start an Instant Meeting

Select a meeting room.

Meeting room server: stmeeting01.lotus.com

Meeting room: Sametime 8.5 demo **New Meeting Room**

Use this room by default for instant meetings

Invitees

To add people to the list, enter all or part of a name in the field below.

Name:

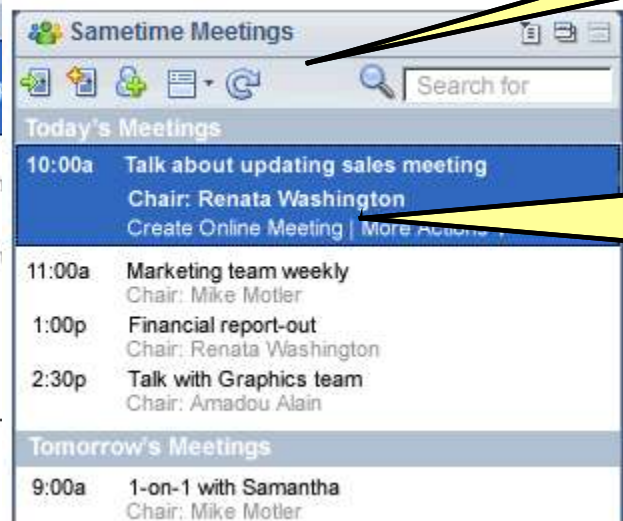
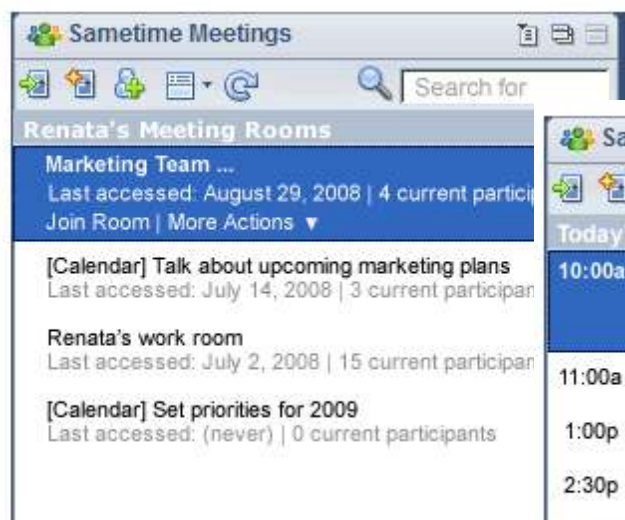
Invitees (2)	E-mail
Akiba Saeedi	akiba_saeedi@us.ibm.com
Robert Ingram	ringram@us.ibm.com

...do istniejącego pokoju lub nowego...

Remove Selected

Can you join our meeting?

Nowa miniaplikacja do zarządzania pokojami



Tworzenie, dołączanie,
zapraszanie

Łatwe zapraszanie ad-hoc dla
spotkania z kalendarza

Tworzenie spotkania z kalendarza Notes

Save and Send Invitations Save as Draft Display Delivery Options... Check Calendar...

Return receipt Sign Encrypt

Calendar Entry

Type: Meeting

Mark Private
 Notify Me
 Mark Available

Istniejące pokoje

Subject: []

When: Starts: Tue 04/21/2009 11:30 AM
 Ends: Tue 04/21/2009 12:30 PM
 Repeat: This entry does not repeat

Who: Do not receive responses from inv...
 Required: []
 Optional: []
 FYI: []

Location: []

Include conference call information
 Local: 1-719-387-8316
 Toll Free: 1-866-907-1016
 Participant Passcode: 849856

Rooms: []
 Resources: []
 Online Meeting: There is no online meeting

Category: []

Reserve Online Meeting

Online Meetings

- My demo room
- Team Room**

New ... Edit ... Delete

Preview

Meeting room name: Team Room
 Service: Sametime Meetings
 Meeting URL: http://stmeeting01.lotus.com/stmeetings/room/amy_travis@us.ibm.com/team-room
 Password: No password required
 Call-in information: 1-800-222-1199
 passcode: 592918
 Include call-in information in the Location

OK Cancel

Informacje o pokoju

Tworzenie spotkania z kalendarza Outlook

The screenshot shows the 'New Meeting Room' dialog box in Outlook. The main window is titled 'Untitled - Appointment' and has a ribbon with 'Appointment', 'Insert', 'Format Text', and 'Add-Ins' tabs. The 'Appointment' ribbon is active, showing options like 'Save & Close', 'Invite Attendees', 'Delete', 'Forward', 'Appointment', 'Sametime', and 'Scheduling'. The 'Options' group includes 'Show As: Busy', 'Reminder: 15 minutes', 'Recurrence', 'Time Zones', 'Categorize', 'Private', 'High Importance', and 'Low Importance'.

The 'New Meeting Room' dialog box is open, showing the following fields and options:

- Include a Sametime online meeting room
- Choose the server and room to use, or create a new room for this meeting. If you do not have any servers defined in preferences, click Add Server to add a Sametime server. [Click here for more information.](#)
- Server:
- Meeting room:
- Security**
- Password:
- Visibility:
-


Annotations in the image:

- A red arrow points from the text 'Lista pokojów z wybranego serwera' to the 'Meeting room' dropdown menu.
- A red arrow points from the text 'Wybór serwera' to the 'Server' dropdown menu.
- A red arrow points from the 'New Room...' button to the 'New Meeting Room' dialog box.

The 'New Meeting Room' dialog box has the following fields and options:

- Meeting room name:
- Password:
- Re-type password:
- This is a hidden room
-

Participants - 6



Drag and drop

Library

- Organizational_Chart.odp
- Share Download
- Weeklymeetingnotes.odp
- Legaldiscloser.odp
- http://www.renovations.com
- Image_2089.jpg

Materiały przechowywane w bibliotece

Discussion and Minutes

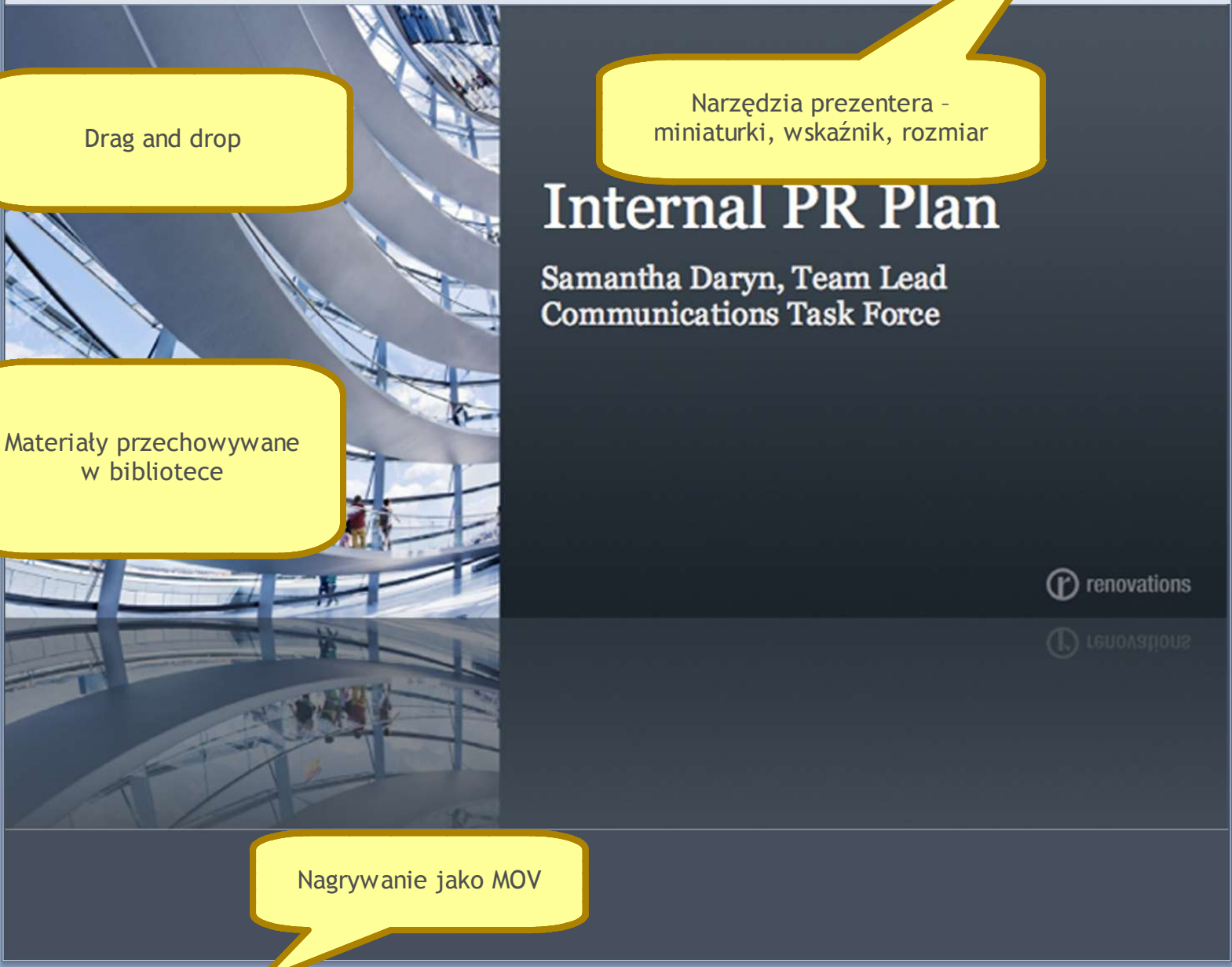
- Gail Chao 10:02 a
Hey, welcome back Sam! Hope you had a great vacation!
- Sam Curman 10:04 a
Hi Gail, thank you!

Rich text editor with bold, italic, underline, and smiley icons.

Stop sharing You are sharing 3 of 6 Tools



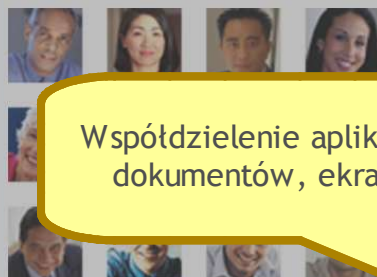
Narzędzia prezentera - miniaturki, wskaźnik, rozmiar



Nagrywanie jako MOV

Raise Hand Record

Participants - 6



Współdzielenie aplikacji, dokumentów, ekranu

Stop sharing You are sharing

3 of 6

Tools



Share Content

Document or URL A currently running application The entire screen

Choose a running application, or click Add Application to access other applications on your computer.

- IBM Lotus Sametime
- IBM Lotus Symphony
- Inbox - IBM Lotus Notes
- Notepad**

Add Application...

Sharing quality: Fastest speed Normal Highest quality

Hide meeting room alerts while I'm sharing

OK Cancel

Library

- Organizational_Chart.odp
- Weeklymeetingnotes.odp
- Legaldiscloser.odp
- http://www.renovations.com
- Image_2089.jpg

Discussion and Minutes

- Gail Chao 10:02 a
Hey, welcome back Sam! Hope you had a great vacation!
- Sam Curman 10:04 a
Hi Gail, thank you!

Rich text editor toolbar: bold, italic, underline, text color, background color, smiley

Bottom toolbar: save, copy, paste, close

Raise Hand Record

Help, Info, and other utility icons

Participants - 6

- Gail Chao - Chairperson
- Sam Curman
- Samantha Daryn
- Philippe Babineaux
- Amadou Alain
- Betty Zechman

Library

- Organizational_Chart.odp
 - Share
 - Download
- Weeklymeetingnotes.odp
- Legaldiscloser.odp
- http://www.renovations.com
- Image_2089.jpg

Discussion and Minutes

- Gail Chao 10:02 a
 - Hey, welcome back Sam! Hope you had a great vacation!
- Sam Curman 10:04 a
 - Hi Gail, thank you!

b i u abc 😊

Stop sharing You are sharing

◀ 3 of 6 ▶ [Grid] [Zoom] [Share] [Tools]



Internal PR Plan

Samantha Daryn, Team Lead
Communications Task Force



Raise Hand

<http://st85meetings.lotus.com/stmeetings/>

<http://stproxy01.lotus.com:9080/stwebclient/index.jsp>