

# OpenPOWER Platform

Altuğ Bocutoğlu  
Power Scale-Out Brand Manager  
[Altugb@tr.ibm.com](mailto:Altugb@tr.ibm.com)



# A Time of Transition...

**Mobile**



**Social**



**Internet of Things**



*Leadership and innovation to support today's core business applications and next-generation solutions with strong financial benefits, industry leading support and a highly skilled and vibrant ecosystem*

**Next Gen Apps  
Big Data &  
Analytics**

IBM **WATSON** 

**Cognos**  
**SPSS**



 Retail  Healthcare 

 Banking  Government  Telecom

**Open Platform  
for Choice**

**OpenPOWER  
Foundation**

IBM  
Mellanox  
Google  
NVIDIA  
TYAN


 **KVM**


 **openstack**


  




 **SmartCloud**

**Power Charter**

**Innovation  
that Matters** 

**Client Value** 

**Community  
Engagement** 

# Power Systems delivering on the promise of open innovation

**USD1 billion**  
Linux on Power investment

**5 Power Systems**  
Linux Centers

**Power development cloud**

**Watson**

**OpenPOWER Foundation**

**SoftLayer Integration**

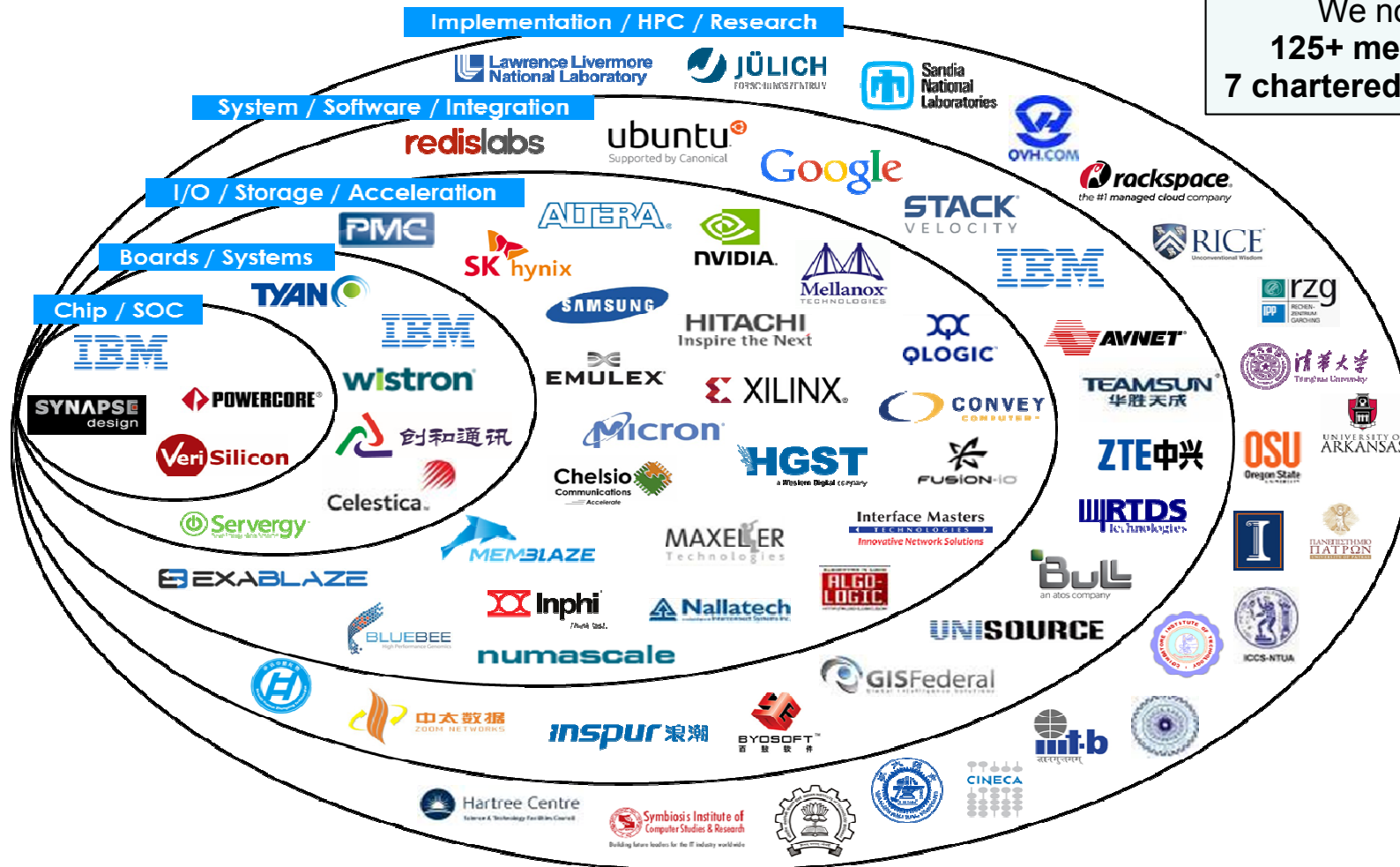
**1000's of Engineers**

More than **9,000** patents\*

**POWER8:**  
3 years USD2.4B R&D investment with hundreds of patents\*

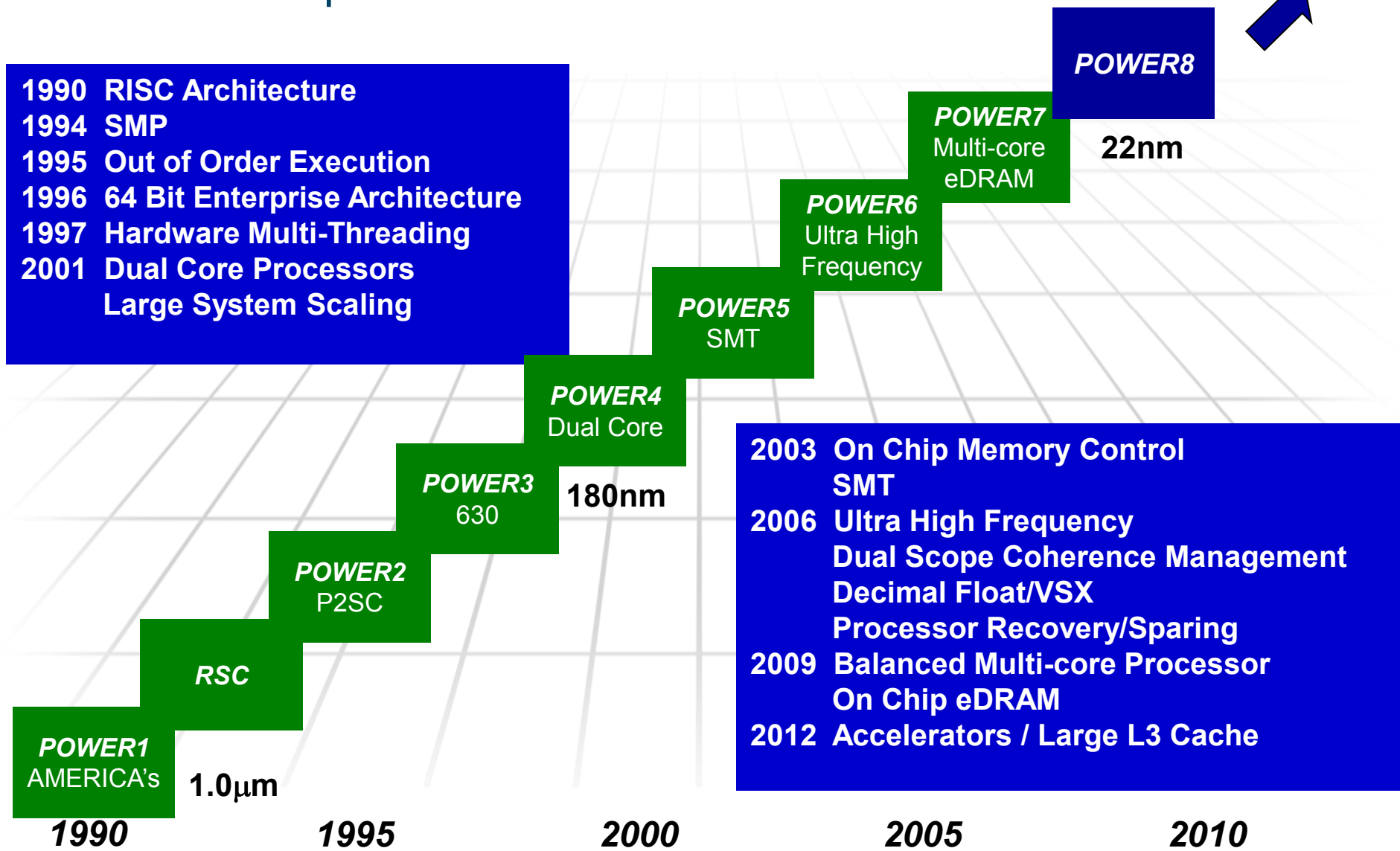
# OpenPOWER -- Fueling an Open Development Community

We now have  
**125+ members** and  
**7 chartered work groups!**



OpenPOWER press release Dec 16th - [OpenPOWER Gains Momentum Heading into Second Year](#)  
 Rackspace blog Dec 16th - [OpenPOWER: Opening the Stack, All theWay-Down](#)  
 Complete member list - [www.openpowerfoundation.org](http://www.openpowerfoundation.org)

# Performance Optimization With Enhanced RISC



# Designed for Big Data: optimized Big Data & Analytics performance

## Delivering insights 82x faster

**4X**

threads per core vs. x86

### Processors

flexible, fast execution of analytics algorithms

**4X**

memory bandwidth vs. x86

### Memory

large, fast workspace to maximize business insight

**2.4X**

more I/O bandwidth than POWER7

### Data Bandwidth

bring massive amounts of information to compute resources in real-time

Optimized for a broad range of data and analytics:



**Cognos**  
**SPSS**



Industry Solutions



# POWER8 Processor: Game-changing innovation that accelerates big data & analytics

Smart Acceleration enabled by CAPI (Coherent Accelerator Processor Interface) Technology



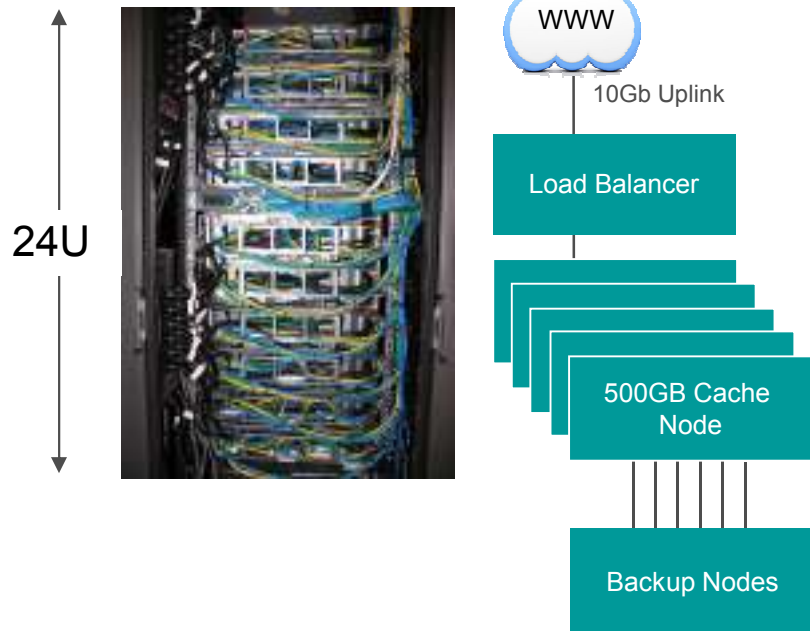
- Smart, simplified attach for accelerators: GPUs, flash memory, networking & FPGAs
- Connects directly to processor, sharing the same address space
- Improves performance, reduces latency, and provides more workload for your dollar

CAPI enables innovation from the OpenPOWER Foundation

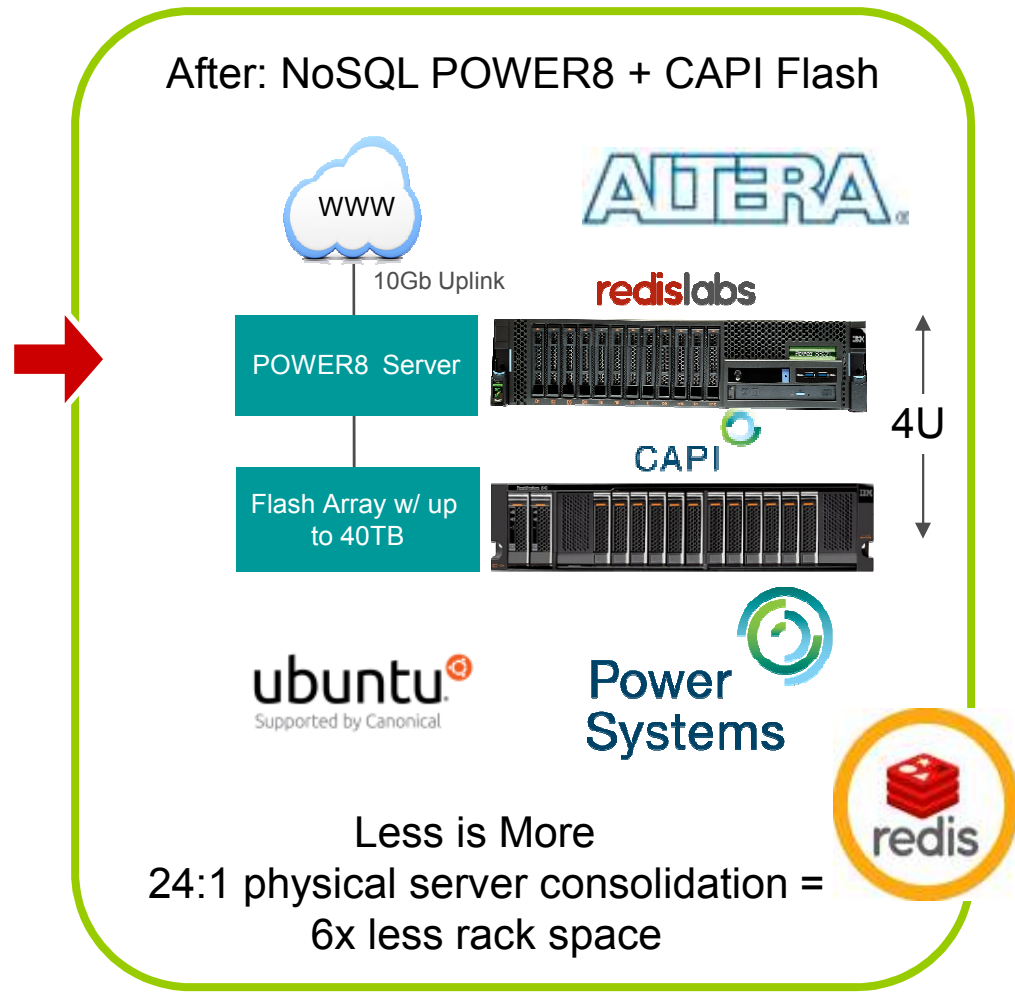


# 24:1 server consolidation 3x lower cost per user

Before: NoSQL in memory (x86)

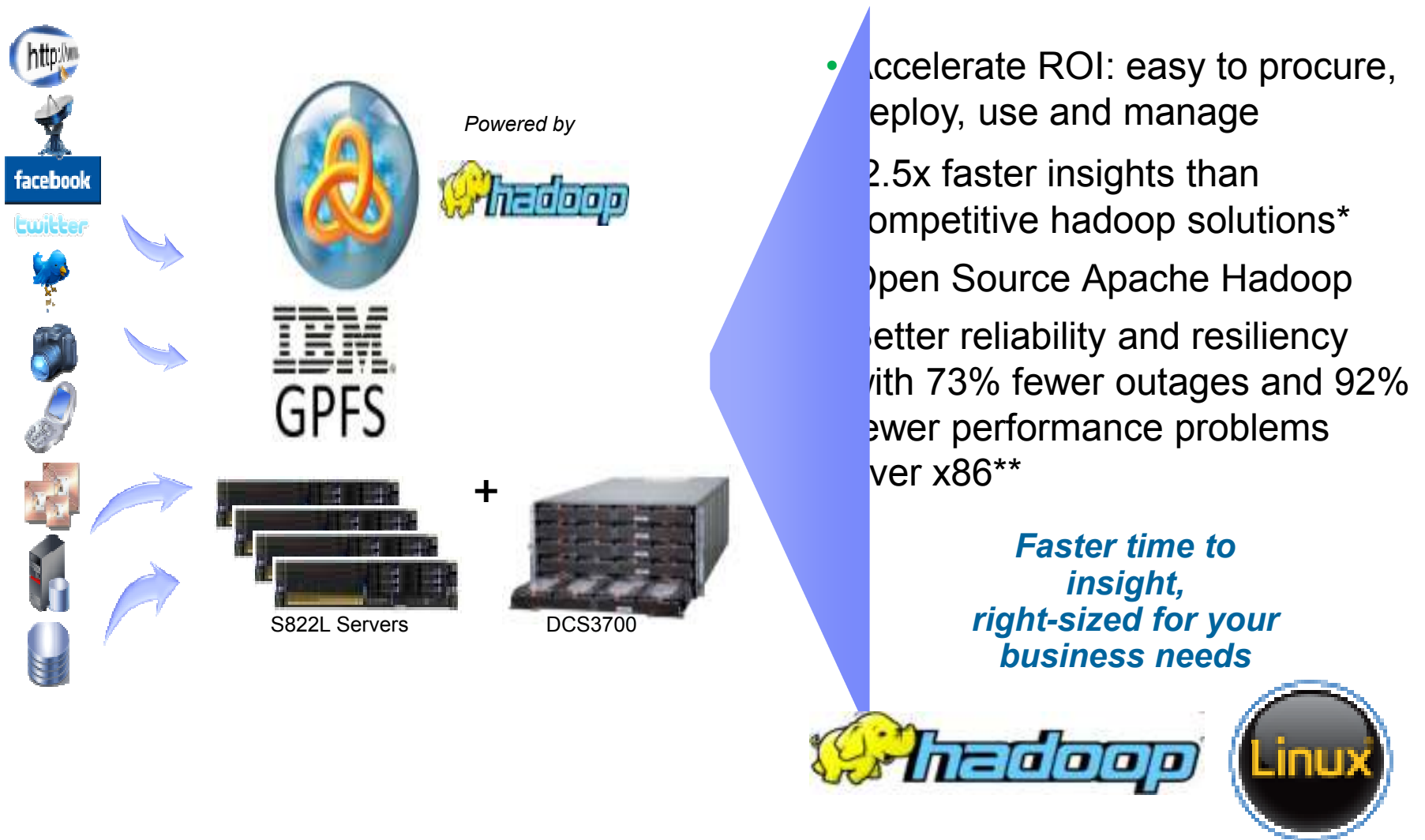


After: NoSQL POWER8 + CAPI Flash



Less is More  
24:1 physical server consolidation =  
6x less rack space

# IBM Solution for Hadoop – Power Systems Edition



## NVIDIA acceleration + IBM Power Systems

**8x faster** than x86 Ivy  
Bridge on pattern extraction

**10x faster** text search than CPU  
only



# Core Performance Comparison – POWER8 vs. x86

- IBM POWER8 core performance is up to 6.7x the x86 Xeon E5-2697 v2 core performance (typical customer utilization)
- Higher CPU utilization yields higher performance (**IBM 65% Guarantee for sustained utilization running all workloads including Oracle**)

	x86 “Ivy Bridge”	IBM Power S824	POWER8 vs. Exadata Core Performance Ratio	
	Intel Xeon E5-2697 v2	Power 8 @ 3.5 GHz	P8 Util: 100% Exa Util: 100%	P8 Util: 65% Exa Util: 20%
# Cores	24	24	Benchmark Utilization	Utilization with non virtualized Exadata
ERP SAP 2-Tier	10253	21212	2.1	6.7
SPECjbb2013 (max-jOPS)	63079	361293	5.7	18.6
SPECint_rate	1020	1750	1.7	5.6
SPECfp_rate	734	1370	1.9	6.0
SPECjEnterprise2010	11260	22543	2.0	6.5

- All Ivy Bridge performance numbers are published; IBM S824 performance numbers are published

1) IBM Power System S824 on the two-tier SAP SD standard application benchmark running SAP enhancement package 5 for the SAP ERP 6.0 application; 4 processors / 24 cores / 96 threads, POWER8; 3.52GHz, 512 GB memory, 21,212 SD benchmark users, running AIX® 7.1 and DB2® 10.5, Certification # 2014016. Source: <http://www.sap.com/benchmark> All results valid as of October 3, 2014

2) Dell PowerEdge R730, on the two-tier SAP SD standard application benchmark running SAP enhancement package 5 for the SAP ERP 6.0 application; 2 processors/36 cores/72 threads, Intel Xeon Processor 2699v3; 2.30 GHz, 256 GB memory; 16,500 SD benchmark users, running RHEL 7 and SAP ASE 16; Certification # 2014033. Source: <http://www.sap.com/benchmark>

3) SPECcpu2006 results are submitted as of 9/8/2014. For more information go to <http://www.specbench.org/cpu2006/results/>

4) SPECjbb2013 results are submitted as of 10/15/2014. For more information go to <http://www.specbench.org/jbb2013/results/>

5) SPECjEnterprise2010 results are valid as of 9/8/2014. For more information go to <http://www.specbench.org/Enterprise2010/results/>

6) Oracle eBS 12.1.3 Payroll Batch Extra Large Kit and are current as of 3/24/2014. For more information go to <http://www.oracle.com/us/solutions/benchmark/apps-benchmark/results-166922.html>

7) Siebel 8.1.1.4 P5PP Kit and are current as of 3/24/2014. For more information go to <http://www.oracle.com/us/solutions/benchmark/white-papers/siebel-167484.html>

LEGEND:

Published	Projected
-----------	-----------

*PowerLinux 7R2 pricing is anchored directly to comparable Sandy Bridge systems with VMware running Linux*



<b>Server list price*</b> -3-year warranty, on-site	<b>\$10,483</b>	<b>\$11,946</b>	<b>\$11,628</b>
<b>Virtualization</b> - OTC + 3yr. 9x5 SWMA	<b>\$9,374</b> VMware vSphere Enterprise 5.1	<b>\$9,374</b> VMware vSphere Enterprise 5.1	<b>\$7,840</b> PowerVM for IBM PowerLinux
<b>Linux OS list price</b> - RHEL, 2 sockets, unlimited guests, 9x5, 3 yr. sub./ supp.	<b>\$5,697</b> Red Hat subscription and Red Hat support	<b>\$5,697</b> Red Hat subscription and Red Hat support	<b>\$4,489</b> Red Hat subscription and IBM support
<b>Total list price:</b> Server/Virtualization/Linux	<b>\$25,554</b>	<b>\$26,568</b>	<b>\$23,957</b>

\* Based on US pricing for PowerLinux 7R2 announced on 2/05/2013 matching configuration table below. Source: dell.com, hp.com, vmware.com: 1/15/13

**Compare prices online**



Server model	Dell R720	HP Proliant DL380p G8	IBM PowerLinux 7R2
Processor / cores	<b>Two 2.9 GHz , E5-2690, Sandy Bridge, 8-core processors</b>		<b>Two 4.2 GHz POWER7+, 8-core</b>
Configuration	32 GB memory, 2 x 147GB HDD, 10 Gb two port		Same memory, HDD, NIC



*Thank you for  
your patience*

- **Altuğ Bocutođlu**
- **Email: [Altugb@tr.ibm.com](mailto:Altugb@tr.ibm.com)**
- **Phone: +905303171931**

# Questions?



# Core Performance Comparison – POWER8 vs T5

IBM POWER8 core performance is over 9x the T5 core performance (Typical customer utilization)

- Industry Standard Benchmarks –
- All Oracle performance numbers are IBM internal projections/measurements or publishes
- IBM S824 data is published unless otherwise noted

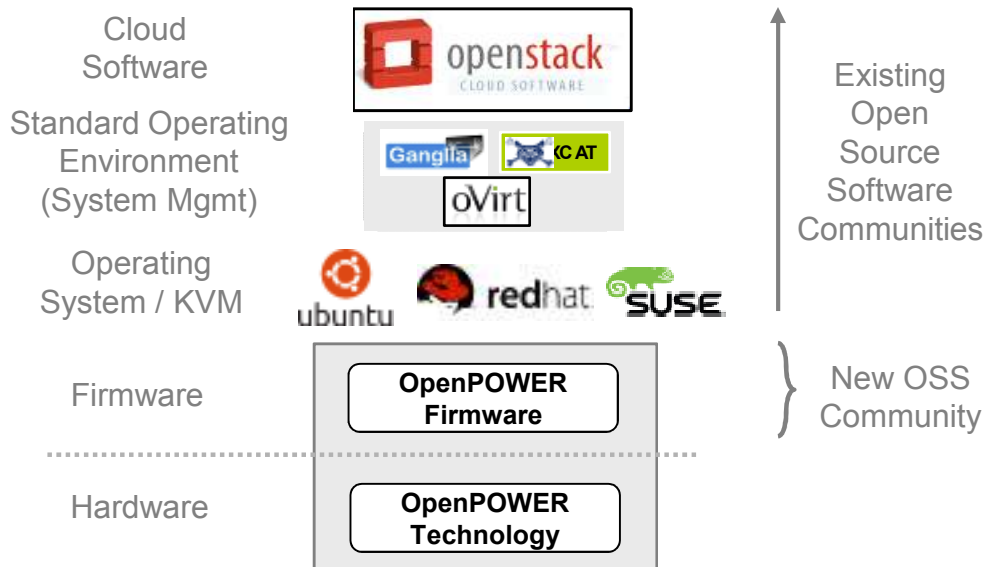
	Oracle T5-8	IBM Power S824	POWER8 vs. T5 Core Performance Ratio		
			P8 Util: 100% T Util: 100%	P8 Util: 65% T Util: 40%	P8 Util: 65% T Util: 20%
	T5 @ 3.6 GHz	Power 8 @ 3.5 GHz			
# Cores	128	24	Benchmark Utilization	Utilization with virtualized T	Utilization with non-virtualized T
OLTP	8552	NP	2.2	3.6	7.3
ERP SAP 2-Tier	40000	21212	2.8	4.6	9.2
SPECint_rate	3750	1750	2.5	4.0	8.1
SPECfp_rate	3020	1370	2.4	3.9	7.9
SPECjEnterprise2010	57422	22543	2.1	3.4	6.8

LEGEND:

Published	Projected
-----------	-----------



## Solution stacks continuing to grow



ISV community of 1200+

All major Linux distros

Open sourced Power8  
firmware stack

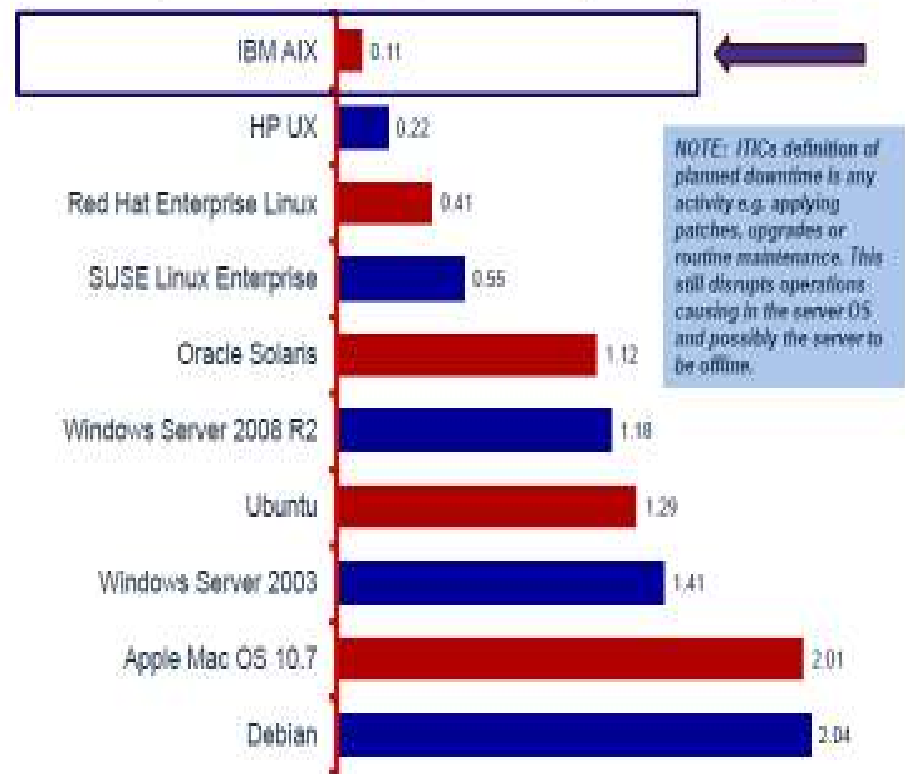
Resources for porting and  
optimizing:  
[OpenPOWERFoundation.org](http://OpenPOWERFoundation.org)

Power RAS is **built into** the platform so clients do not have to dedicate scarce resources to prepare for downtime

# Power exhibits only 6.6 minutes of planned downtime per year

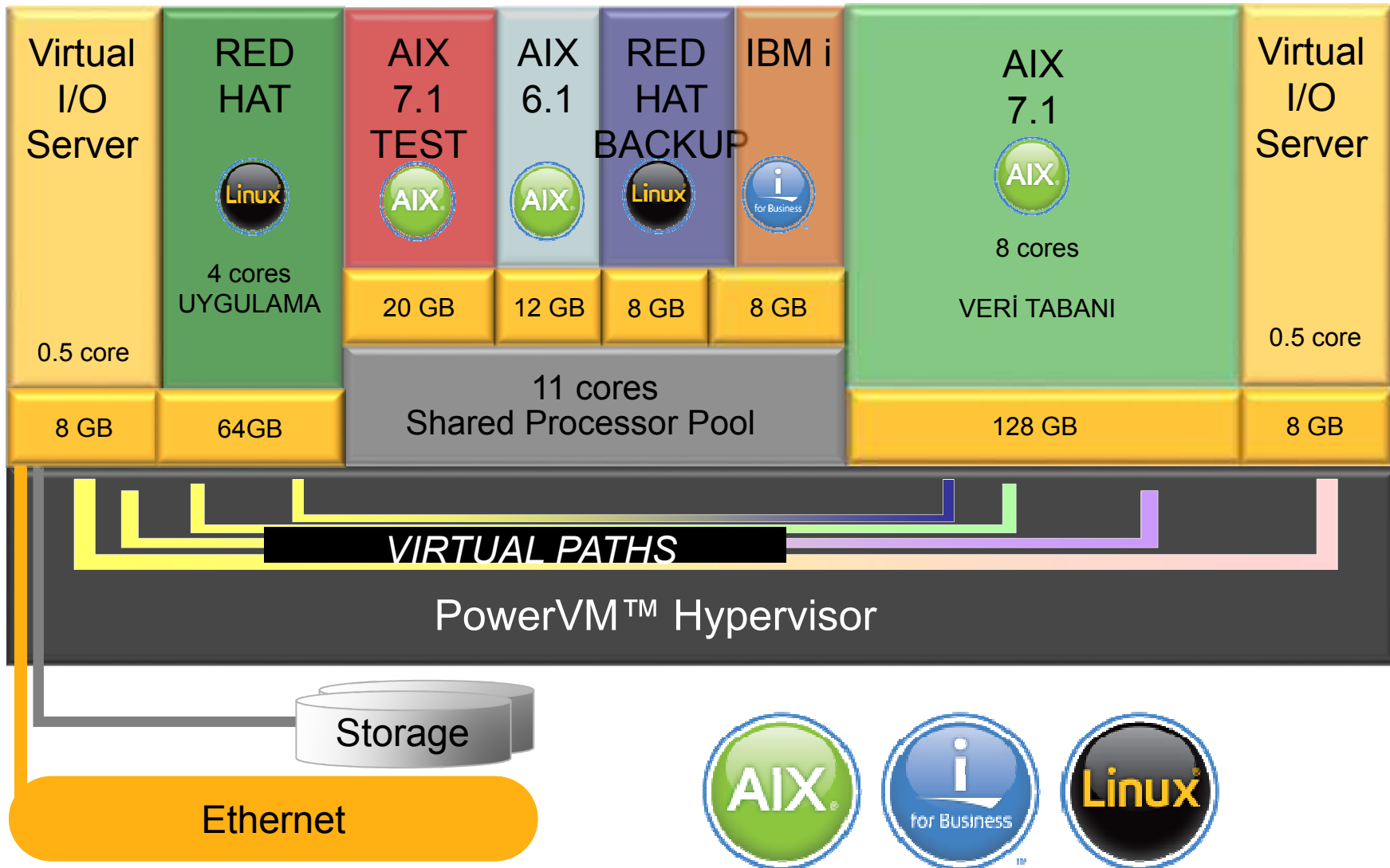
- With built-in RAS, the platform comes close to maintaining itself
- 67% of corporations now require a minimum of 99.99% uptime or better for mission critical hardware, operating systems and main line of business (LOB) applications
- AIX on Power consistently has the least amount of downtime in ITIC studies for several years
- Industry leading availability for all workloads, including SAP

Comparing Corporate Enterprise Server OS **Planned** Downtime/System Unavailability 2012- 2013 (Hours per Year)



Source: ITIC 2013 Global Server Hardware, Server OS Reliability Survey, ITIC, (All rights reserved); January 2013.

# IBM Power VM



# Over 1,200 Linux ISVs developing on Power

- Support for **little endian** applications
- PoCs available through the Power Development Platform
- 50 IBM Innovation Centers and Client Centers World Wide

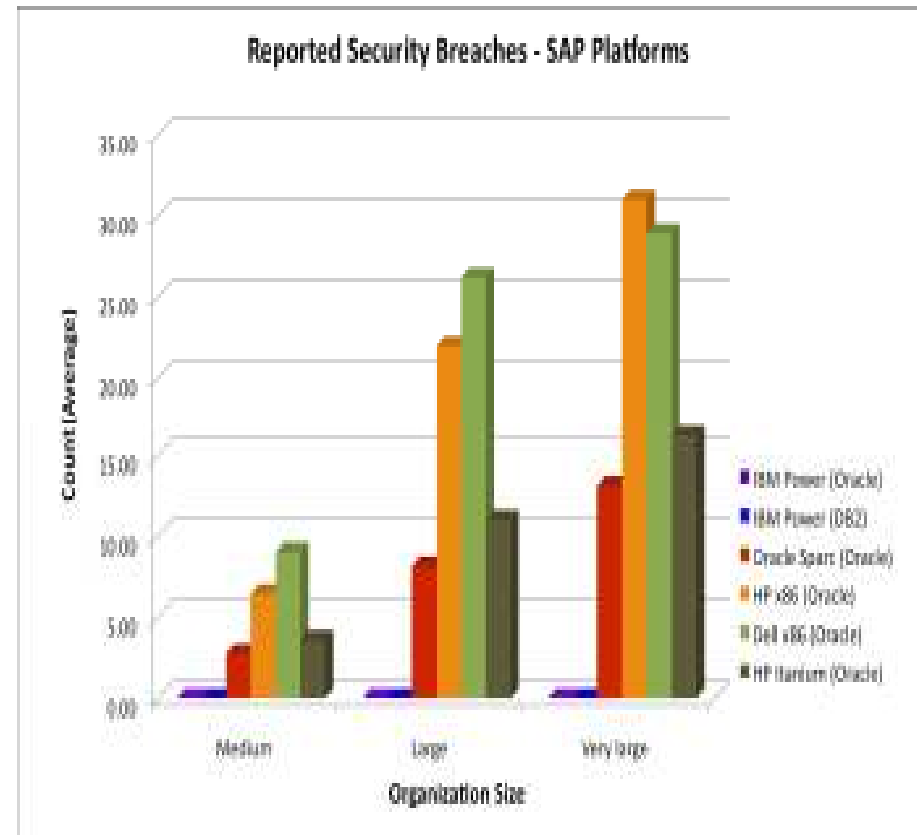
ubuntu 



# Security of critical workload (SAP) deployments on Power is beyond reproach

## 0 reported security breaches with SAP and IBM DB2 or Oracle on Power

- SAP on Power versus competitive SAP deployments study with over 54,150 clients analyzed
- The security for ERP systems, including SAP, can be very challenging – by nature, the mixture of application modules, user profiles, plug-in components and so on, provide many avenues for security breaches



Source: Business Impacts on SAP Deployments; Solitaire Interglobal Ltd (All rights reserved); January 2013.

Server virtualization security is critical for DB workloads since many are run in virtual environments

# 0 reported security breaches on the PowerVM hypervisor

- The PowerVM hypervisor has never had a reported security vulnerability and provides the bullet-proof security that customers demand for mission-critical workloads
- The VIOS, which is part of the overall virtualization has had 0 reported security vulnerabilities
- **Dare to compare – search any security tracking DB and compare Power against x86**

Search term or Hypervisor (unfiltered)	NIST NVD Results	Processor Architecture
VMware	640	x86
Xen	153	x86
VMware ESX	95	x86
KVM	58	x86
VMware vSphere	48	x86
Windows Server 2012	43	x86
Oracle VM	24	x86
Hyper-V	3	x86
<b>PowerVM</b>	<b>0</b>	<b>POWER</b>

Source: National Vulnerability Database, <http://nvd.nist.gov/home.cfm>, July 2013.

NVD is the U.S. government repository of standards based vulnerability management data. This data enables automation of vulnerability management, security measurement, and compliance. NVD includes databases of security checklists, security related software flaws, misconfigurations, product names, and impact metrics. NVD is a product of the NIST [Computer Security Division](#), Information Technology Laboratory and is sponsored by the Department of Homeland Security's [National Cyber Security Division](#).

CVE is co-sponsored by the National Cyber Security Division of the U.S. Department of Homeland Security. Copyright © 1999–2012, The MITRE Corporation. CVE and the CVE logo are registered trademarks and CVE-Compatible is a trademark of The MITRE Corporation. This Web site is sponsored and managed by The MITRE Corporation to enable stakeholder collaboration.

## Performans bazında fiyat, gerçek IT ekonomisidir

Güvenilir sistem  
kullanım yüzdesi:  
%65 (min)

Sanallaştırma  
Oranı: 1/20

24 çekirdekli bir Power8:

Sanallaştırılmış 78 çekirdekli bir X86  
ile aynı iş yükünü eritir.

Sanallaştırılmamış 100+ çekirdekli bir X86  
ortamı ile aynı iş yükünü eritir.

Server Side

Processing Power (TPC)

Balanced Performance

Un Balanced Performance

Storage Side

Application IOs (SPC)

