

WATSON BRAZIL DEVELOPER SUMMIT 2017

BigData e Analytics

Ricardo Boaretto
rboarett@br.ibm.com

Luiz Godoy
lgodoy@br.ibm.com

In just two days

we now generate as much
data as was generated in
total through 2003

80% of all data

is **unstructured** and growing
15 times the rate of structured
data

Over 1 billion tweets

are sent every 3 days

5 million trade events

are clocked every day

In just two days

we now generate as much data as was generated in total through 2003

80% of all data

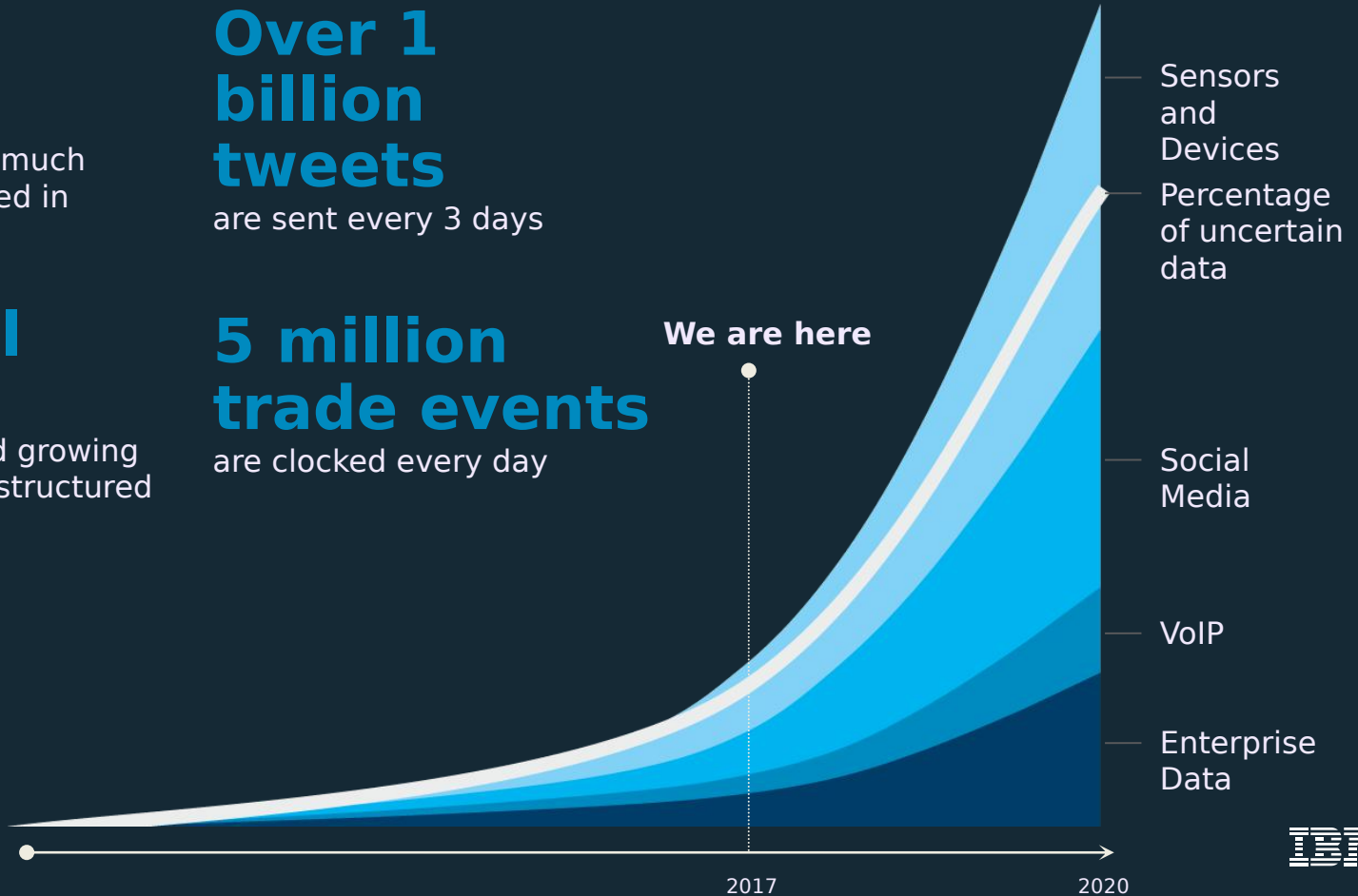
is **unstructured** and growing 15 times the rate of structured data

Over 1 billion tweets

are sent every 3 days

5 million trade events

are clocked every day



**Data is emerging as
the world's newest
resource for
competitive
advantage**

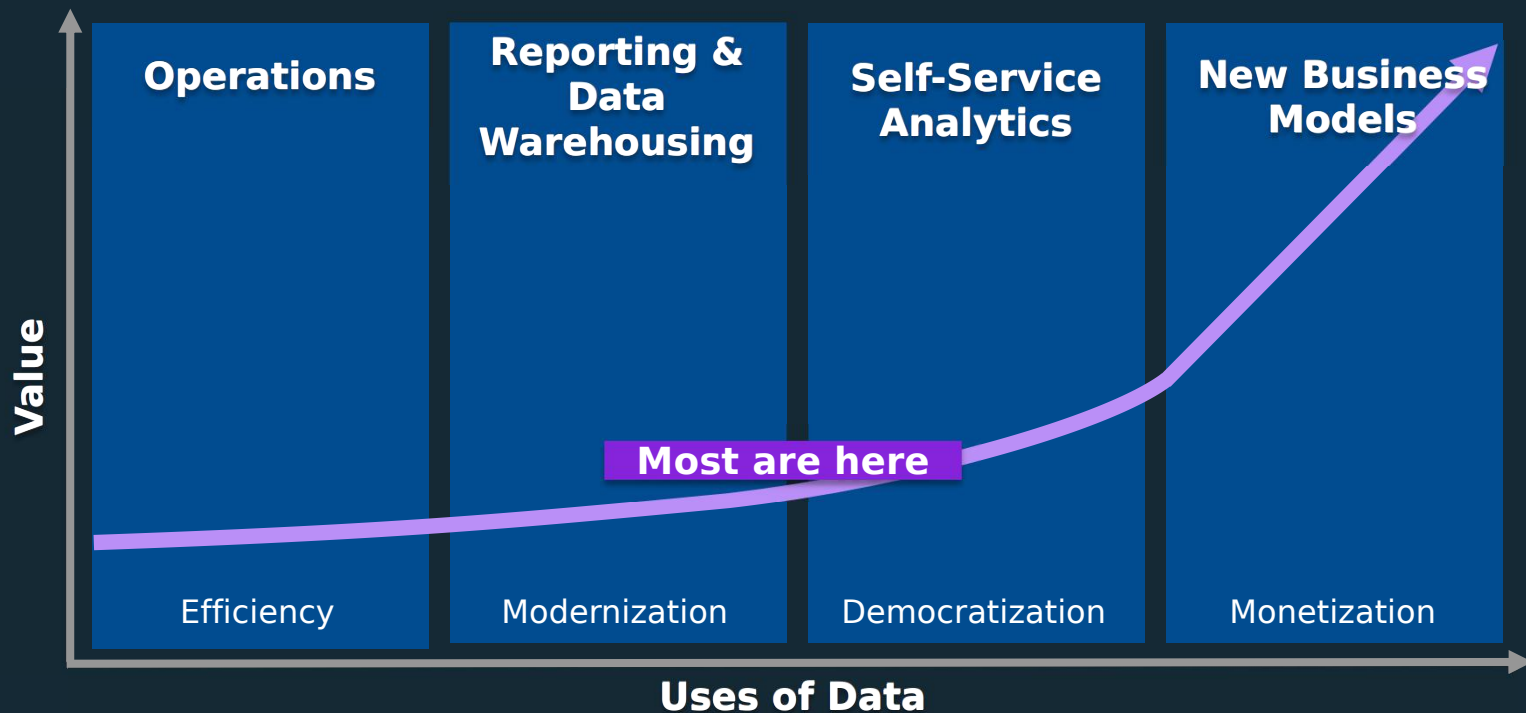
**Data is emerging as
the world's newest
resource for
competitive
advantage**

**Decision-making
is moving from
the
elite few to the
empowered many**

**Data is emerging as
the world's newest
resource for
competitive
advantage**

**Decision-making
is moving from
the
elite few to the
empowered many**

**As the value of
data continues to
grow - current
systems won't
keep pace**



Data

0010101101001100

Data

```
00101011010010110001010110  
10010110001010110100101100  
01010110100101100010101101  
001011000101
```

Data

```
00101011010010110001010110  
10010110001010110100101100  
01010110100101100010101101  
00101100010101101001011000  
10101101001011000101011010  
01011000101011010010110001  
01011010010110001010110100
```

Data

```
00101011010010110001010110  
10010110001010110100101100  
01010110100101100010101101  
00101100010101101001011000  
10101101001011000101011010  
01011000101011010010110001  
01011010010110001010110100
```

Technology

Tools used to craft raw materials

Tools & Skills

Hadoop

MapReduce

```
val textFile = sc.textFile("hdfs://...")
val counts = textFile.flatMap(line =>
  line.split(" "))
                        .map(word => (word,
1))
                        .reduceByKey(_ + _)
counts.saveAsTextFile("hdfs://...")
```

Python

ETL

Hadoop

MapReduce

```
val textFile = sc.textFile("hdfs://..  
..")  
val counts = textFile.flatMap(line =>  
  line.split(" "))  
  .map(word => (word,  
  1))  
  .reduceByKey(_ + _)  
counts.saveAsTextFile("hdfs://...")
```

Python

ETL

Linear regression

$$J(\theta_0, \theta_1) = \frac{1}{2m} \sum_{i=1}^m (h_{\theta}(x^{(i)}) - y^{(i)})^2$$

Gradient Descent

Classification

Hadoop

MapReduce

```
val textFile = sc.textFile("hdfs://...")
val counts = textFile.flatMap(line =>
  line.split(" "))
                        .map(word => (word,
1))
                        .reduceByKey(_ + _)
counts.saveAsTextFile("hdfs://...")
```

Python

ETL

Linear regression

$$J(\theta_0, \theta_1) = \frac{1}{2m} \sum_{i=1}^m (h_{\theta}(x^{(i)}) - y^{(i)})^2$$


Gradient Descent

Classification

Taxes

Revenue

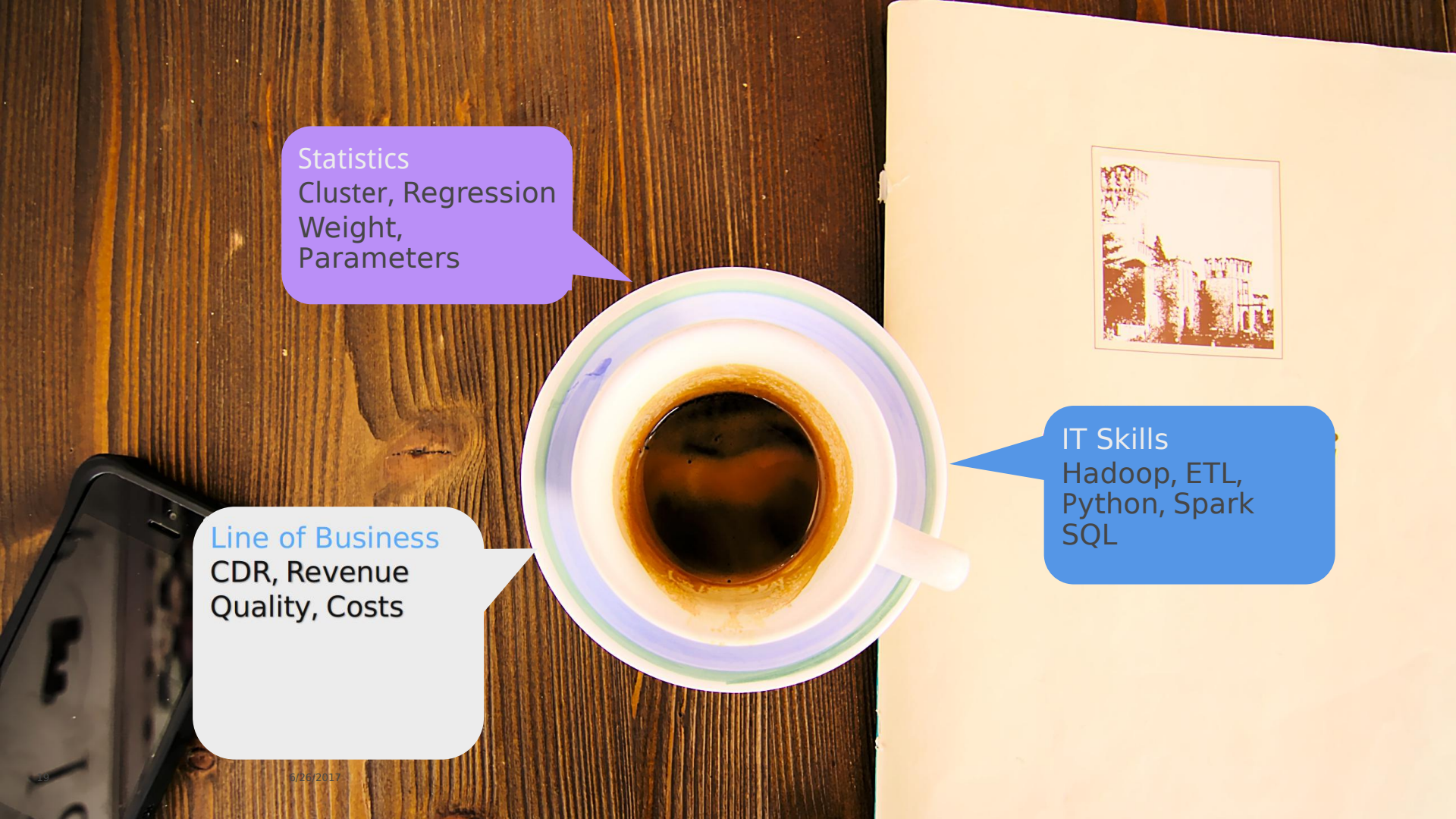
CDR



Line of Business
CDR, Revenue
Quality, Costs

Statistics
Cluster, Regression
Weight,
Parameters

Line of Business
CDR, Revenue
Quality, Costs

A top-down view of a white coffee cup with a purple and green striped rim, filled with dark coffee. The cup sits on a matching saucer on a dark wooden surface. To the left, a smartphone is partially visible. To the right, a white laptop is open, showing a photo of a building on its lid. Three speech bubbles are overlaid on the image, each pointing to a different area.

Statistics
Cluster, Regression
Weight,
Parameters

Line of Business
CDR, Revenue
Quality, Costs

IT Skills
Hadoop, ETL,
Python, Spark
SQL

Vamos criar aplicações melhores, mais adaptáveis,
mais inteligentes.
Para nossos clientes.
Para nós mesmos.

Ricardo Boaretto
rboarett@br.ibm.com

Luiz Godoy
lgodoy@br.ibm.com

Laboratório

<https://ibm.box.com/v/watsondevelopersummit>

ricardo boaretto

rboarett@br.ibm.com

luiz godoy

lgodoy@br.ibm.com

WATSON BRAZIL
DEVELOPER SUMMIT
2017

BigData e Analytics