



zEnterprise – The Ideal Platform For Smarter Computing

Improving Service Delivery With
Private Cloud Computing

What Users Like About Cloud Computing

- Self-service requests
 - ▶ User request services via a web portal
- Fast provisioning
 - ▶ Automated provisioning/de-provisioning of resources as needed
- Elastic capability
 - ▶ Resource can be elastically provisioned to quickly scale out and rapidly released to quickly scale in
- Low cost pay as you go
 - ▶ Users pay for what they use

But Businesses Have Concerns About Public Clouds

■ Lack of Reliability

▶ Examples of public cloud outages

- April 2011, Amazon, 2 days,
- April 2011, Azure, 6 hours
- Jan 2011, Salesforce, 1 hour
- May 2010, Amazon, 4 outages in 1 week
- April 2010, Azure, 40 mins
- June 2009, Amazon, 5 hours
- March 2009, Azure, 22 hours
- July 2008, Amazon, 5 hours 45 mins
- April 2008, Amazon, 3 hours
- Feb 2008, Amazon 2 hours; Salesforce.com, 1 day

Amazon's Trouble Raises Cloud Computing Doubts

April 22,2011 Computerworld

As technical problems interrupted computer services provided by [Amazon](#) for a second day on Friday, industry analysts said the troubles would prompt many companies to reconsider relying on remote computers beyond their control.

■ Lack of Security/Compliance

- ▶ Isolation of applications and data, data encryption/segregation
- ▶ Compliance with laws and regulations

■ Limited Archiving

- ▶ Network performance and amount of data involved are limiting factors

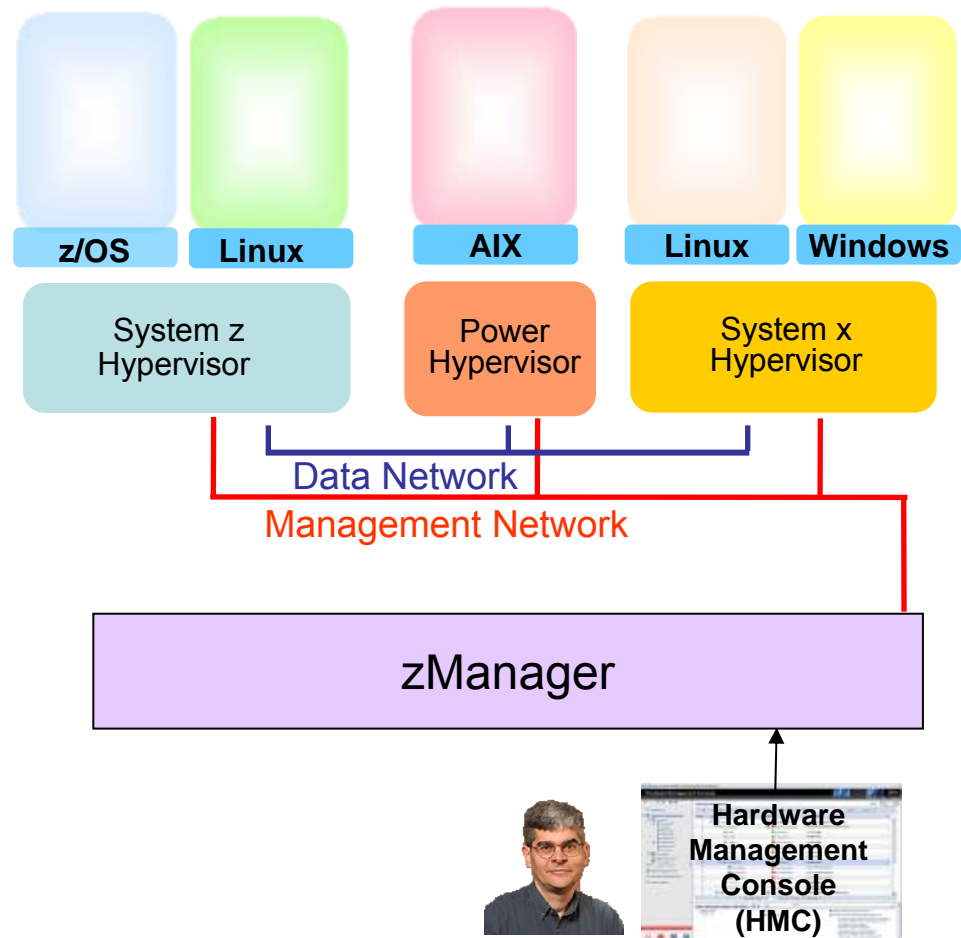
Transform And Improve Service Delivery With A Private Cloud Instead

- **“Private”** because it is only used by enterprise employees
- Offers same capabilities as a public cloud
 - ▶ Virtualization platform with elastic scalability
 - ▶ Support for instant provisioning of service
 - ▶ Self-service portal to request service
 - ▶ Metering and billing capability to support pay as you go model
- But with advantages over a public cloud
 - ▶ Multiple architectures
 - ▶ Control of security, data protection, availability, and workload management policies
 - ▶ Lower cost!

What Technology is Needed for a Private Cloud?

zEnterprise Provides An Optimized Virtualized Platform

- Multi-architecture virtual environments enable a broad range of workloads
- Elastic Scalability
 - ▶ Add processors to z114 / z196 while running
 - ▶ zManager provides consistent structured management for all virtual environments
 - Add and configure a blade quickly
 - Create virtual machines and networks quickly



zManager Minimizes Time And Labor For Hypervisor And Network Setup

- Read the entitlements for blades
- Auto-discover and inventory for all elements
 - ▶ No need to install and configure libraries or sensors
- Automatic setup and configuration of the hypervisor
- Two internal networks all physically setup out-of-the-box in zBX
 - ▶ Pre-configured private and physically isolated internal management network
 - ▶ Private and secure data network

Manage zBX Blade Entitlement - P00ETM02

Set up your zBX Blade Entitlements using the table below.

zBX Blades

Select	Location	MTMS	New Entitlement	Current Entitlement	Valid Entitlements
<input type="checkbox"/>	B01BBS04	7870-PEL/YK105000B504	Not entitled	Not entitled	ISAO
<input type="checkbox"/>	B01BBS03	7870-PEL/YK105000B503	Not entitled	Not entitled	ISAO
<input type="checkbox"/>	B01BBS02	7778-23X/YK105003B502	Not entitled	Not entitled	PASB
<input type="checkbox"/>	B01BBS01	7778-23X/YK105003B501	Not entitled	Not entitled	PASB
<input type="checkbox"/>	B10BBS04	7778-23X/YK105003B504	PASB	Not entitled	PASB
<input type="checkbox"/>	B10BBS03	7778-23X/YK105003B503	Not entitled	Not entitled	PASB
<input type="checkbox"/>	B10BBS02	7872-ACI/YK105002B502	Not entitled	Not entitled	XASB
<input type="checkbox"/>	B10BBS01	7872-ACI/YK105002B501	Not entitled	Not entitled	XASB
<input type="checkbox"/>	C01BBS04	7778-23X/YK105003B504	Not entitled	Not entitled	PASB
<input type="checkbox"/>	C01BBS03	7778-23X/YK105003B503	Not entitled	Not entitled	PASB
<input type="checkbox"/>	C01BBS02	7778-23X/YK105003B502	Not entitled	Not entitled	PASB

Total: 16 Filtered: 16 Selected: 0

zBX Blade entitlement counts

Entitlement Type	Current	Maximum	Spares
ISAO	0	10	6
WDPX150B	0	10	0
PASB	0	10	8
XASB	0	10	2

OK Cancel Help

Command Prompt - Command Prompt - W3252 - C:\STATE\DRIVE - P00ETM02 - P00ETM02 - P00ETM02 - 11/16/2010 11:23:49 AM

Hypervisor Setup And Configuration Lab Test – Do-It-Yourself vs. zManager

DIY Tasks (per Blade)	Elapsed Time	Labor Time
Initial communication setup & education	6 min 26 sec	6 min 26 sec
Boot VIOS disc & install (creates LPAR for VIOS automatically)	37 min 59 sec	36 min
Configure VIOS networking	2 min 49 sec	2 min 49 sec
Create new storage pool for LPARs	35 sec	35 sec
Install VIOS service fixpacks	61 min 5 sec	20 sec
TOTAL TIME	1 hr 48 min 52 sec	46 min 10 sec

zManager Tasks (per Blade)	Elapsed Time	Labor Time
Add entitlement for a blade	90 min	92 sec
TOTAL TIME	1 hr 30 min	1 min 32 sec

97% reduction
in labor time


Network Setup And Configuration Lab Test – Do-It-Yourself vs. zManager

Do-It-Yourself Tasks (for two BladeCenters)	Elapsed/Labor Time
Planning (includes time to go over docs, etc)	5 hrs
Cabling	2 hrs
AMM Configuration	2 hrs
Logical Configuration (L2)	8 hrs
Blades network configuration	4 hrs
Testing	2 hrs
Documenting the configuration	3 hrs
TOTAL TIME	26 hrs

zManager Tasks (for two BladeCenters)	Elapsed/Labor Time
Planning	3 hrs
Cabling (pre-cabled in zBX)	0 hrs
AMM Configuration (done in zBX)	0 hrs
Logical configuration (L2)	30 mins
Blades network configuration	1 hr 30 mins
Testing (pre-tested)	0 hrs
Documenting the configuration (all part of zManager)	0 hrs
TOTAL TIME	5 hrs

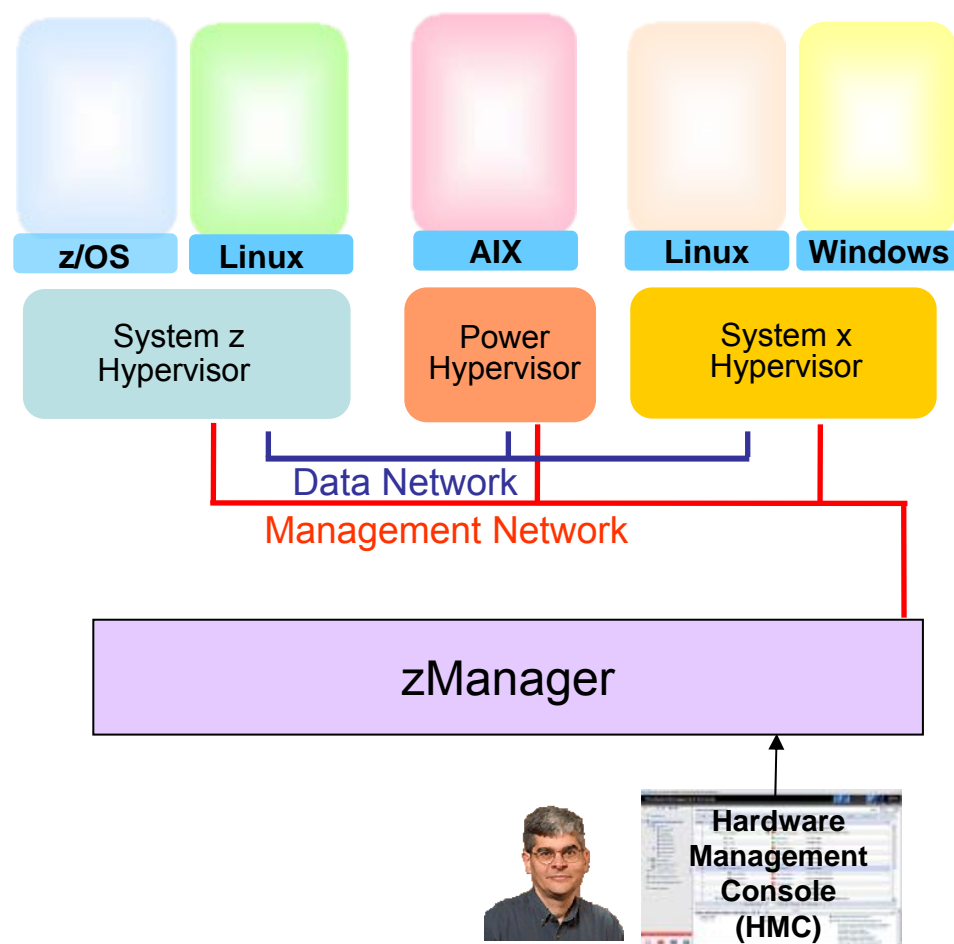
81% reduction
in labor time

Automated Hypervisor Setup And Pre-configured Network Enable Fast Platform Scale Up



Manage Virtual Servers With zManager

- From one console, create virtual machines in z/VM and in zBX hypervisors
- Start / stop / delete virtual machines under zManager control
- Create virtual networks
- Monitor resource usage
 - ▶ CPU, Memory, Power consumption



DEMO: Create Virtual Server With zManager

Create virtual server on a Power blade

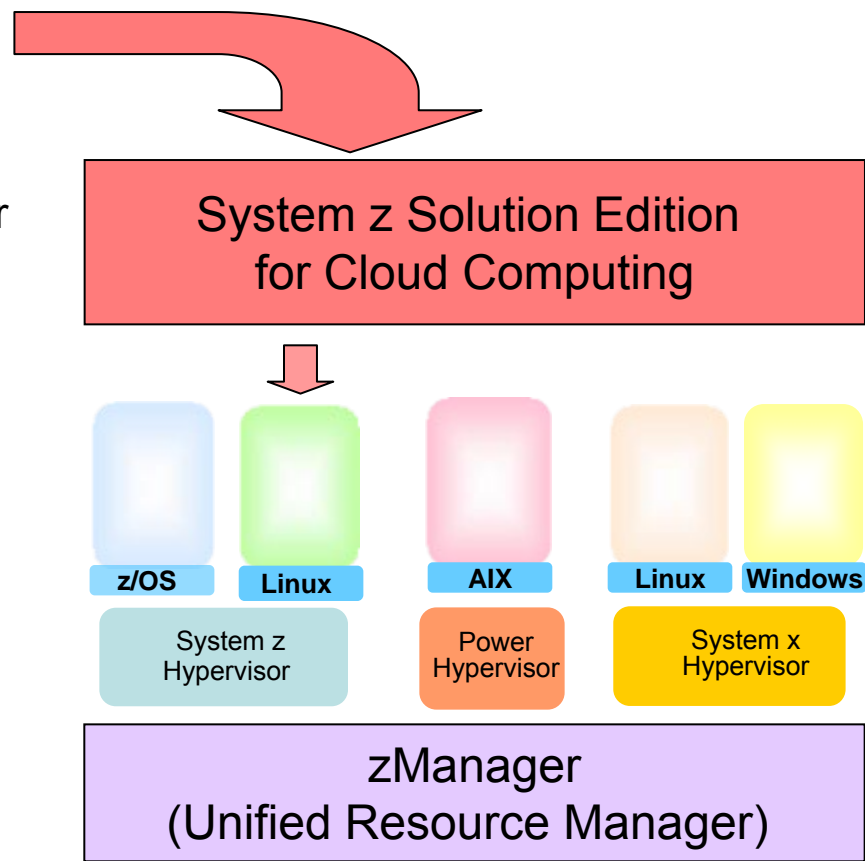
- ▶ Enter name for virtual server
- ▶ Assign number of virtual processors
- ▶ Specify memory
- ▶ Add network device
- ▶ Add storage device
- ▶ Specify boot option
- ▶ Select workload

The screenshot shows a web browser window with the URL `https://9.12.16.205/hmc/content?taskId=281&refresh=726`. The page title is "New Virtual Server - B.1.07". On the left, a navigation menu lists the following steps: Welcome, Enter Name (highlighted with a blue arrow), Assign Processors, Specify Memory, Add Network, Add Storage, Specify Boot Options, Select Workloads, Performance Management, and Summary. The main content area is titled "Enter Name" and contains the instruction "Enter in a name and description for the virtual server." Below this, the "Hypervisor name" is set to "B.1.07" and the "Hypervisor type" is "POWER Blade". The "Name" field contains "AIX6-B07" and is highlighted in yellow. The "Description" field is an empty text box. At the bottom of the form, there are five buttons: "< Back", "Next >", "Finish", "Cancel", and "Help". The browser's status bar at the bottom shows "Done".

IBM System z Solution Edition For Cloud Computing

Adds package of software and services for self-service provisioning, chargeback and monitoring

- IBM Tivoli software (runs on Linux on System z)
 - ▶ Self-service provisioning
 - Tivoli Service Automation Manager (TSAM)
 - ▶ Chargeback
 - Tivoli Usage and Accounting Manager (TUAM)
 - ▶ Monitoring
 - Tivoli OMEGAMON XE on z/VM and Linux
- IBM Lab Services
 - ▶ Planning, installation, configuring, testing services
 - ▶ Significant package discounts



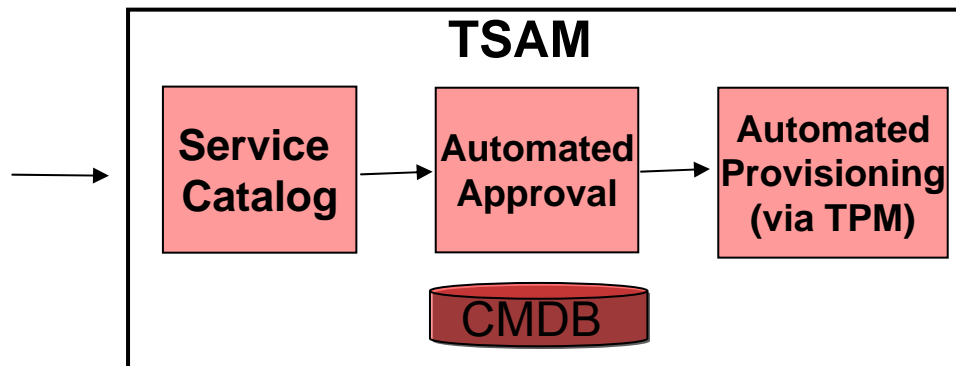
Self-Service Provisioning With Tivoli Service Automation Manager (TSAM)



User browses service catalog

Adds service to shopping cart

Submits request



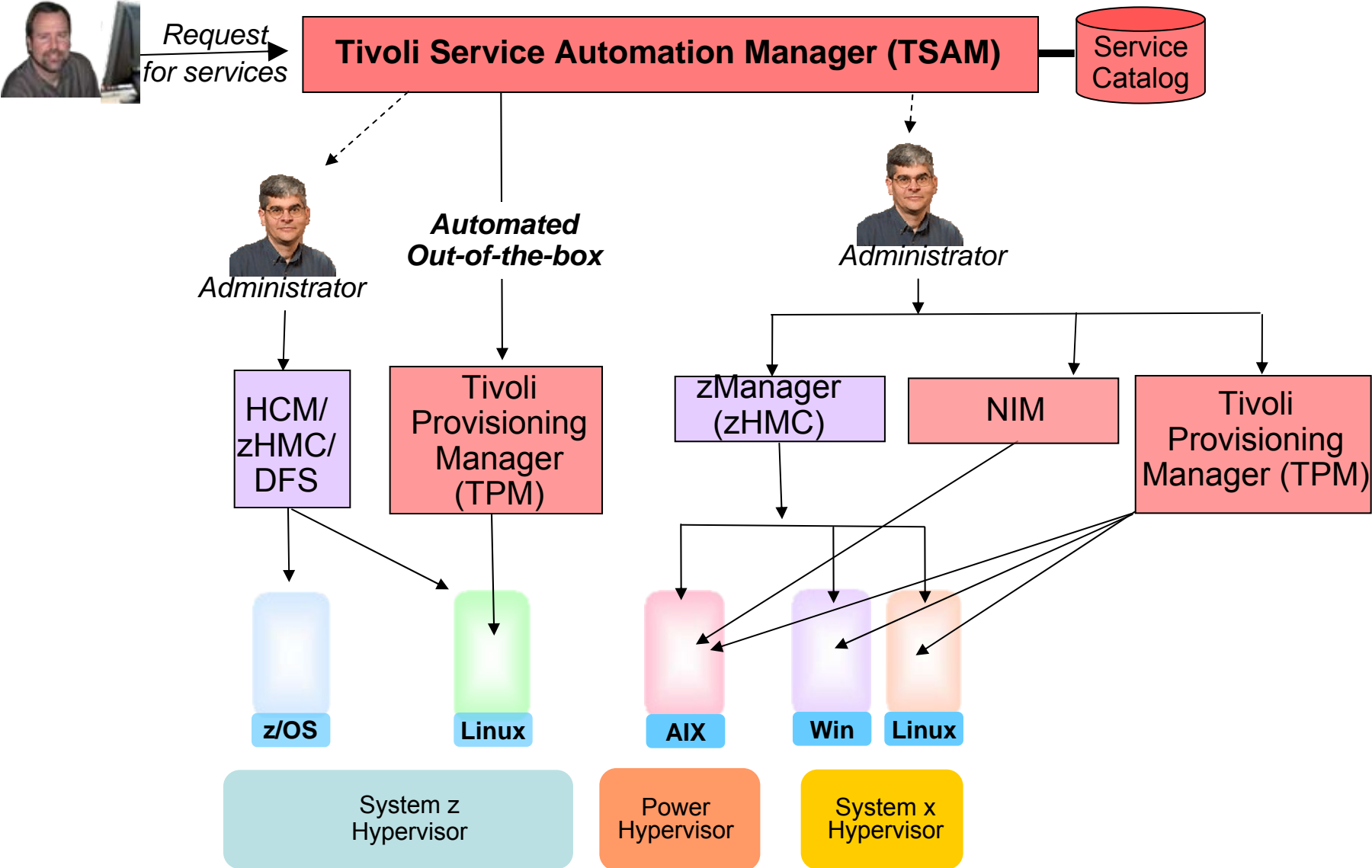
TSAM starts the deployment process via **IBM Tivoli Provisioning Manager (TPM)** workflow

- Self-service portal for users
- Enables standardization via a catalog of service offerings
- Automates request processing with pre-defined workflows
- Fast provisioning of virtual servers

TSAM Uses Tivoli Provisioning Manager (TPM) To Provision A Virtual Server

- Automates provisioning of virtual servers via cloning from images or installing and configuring software
- Tasks automated through automation workflows
 - ▶ Pre-built workflows describe provisioning steps
 - ▶ Automatic workflow execution with verification at each step
 - ▶ Automation Package Developer allows customization for data center best practices and procedures
- Virtual image repository allows customers to centralize and standardize on provisioning materials
 - ▶ Images, application packages, configuration properties

Self-Service Provisioning For zEnterprise



DEMO: Self-Service Provisioning With IBM Tivoli Service Automation Manager (TSAM)

- Submit a request to add a new virtual machine (VM) under z/VM to an existing project
- VM created with a complete software stack (zLinux, WebSphere, customer application and Tivoli Monitoring agent) installed
- Requester is notified via email when the request is completed

Create Project with z/VM Linux Servers

Provision one or more z/VM Linux virtual servers containing a software image.

General

*Project Name *Team to Grant Access

Project Description

*Start Date *End Date

Requested Image

Resource Group Used to Reserve Resources: System z pool Monitoring Agent to be Installed

*Image to be Deployed

Select	Name	Hypervisor	CPUs	Memory	Storage
<input checked="" type="radio"/>	SLES 10 with WAS 6	zVM	1	2 GB	7 GB
<input type="radio"/>	RHEL 5 with DB2 9	zVM	1	1 GB	1 GB
<input type="radio"/>	SLES 10 with DB2 9	zVM	1	1 GB	1 GB
<input type="radio"/>	RHEL 5 with WAS 7	zVM	1	1 GB	1 GB
<input type="radio"/>	SLES 10 with WAS 7 and D	zVM	1	1 GB	1 GB

Resources

To adjust the settings of the requested resources, press the setting button. After making the necessary adjustment, press the setting button to save the configuration.

Servers

*Number of Servers to be Provisioned:
7 available at above configuration and schedule

CPU

Virtual 1
Physical 1.0

Memory

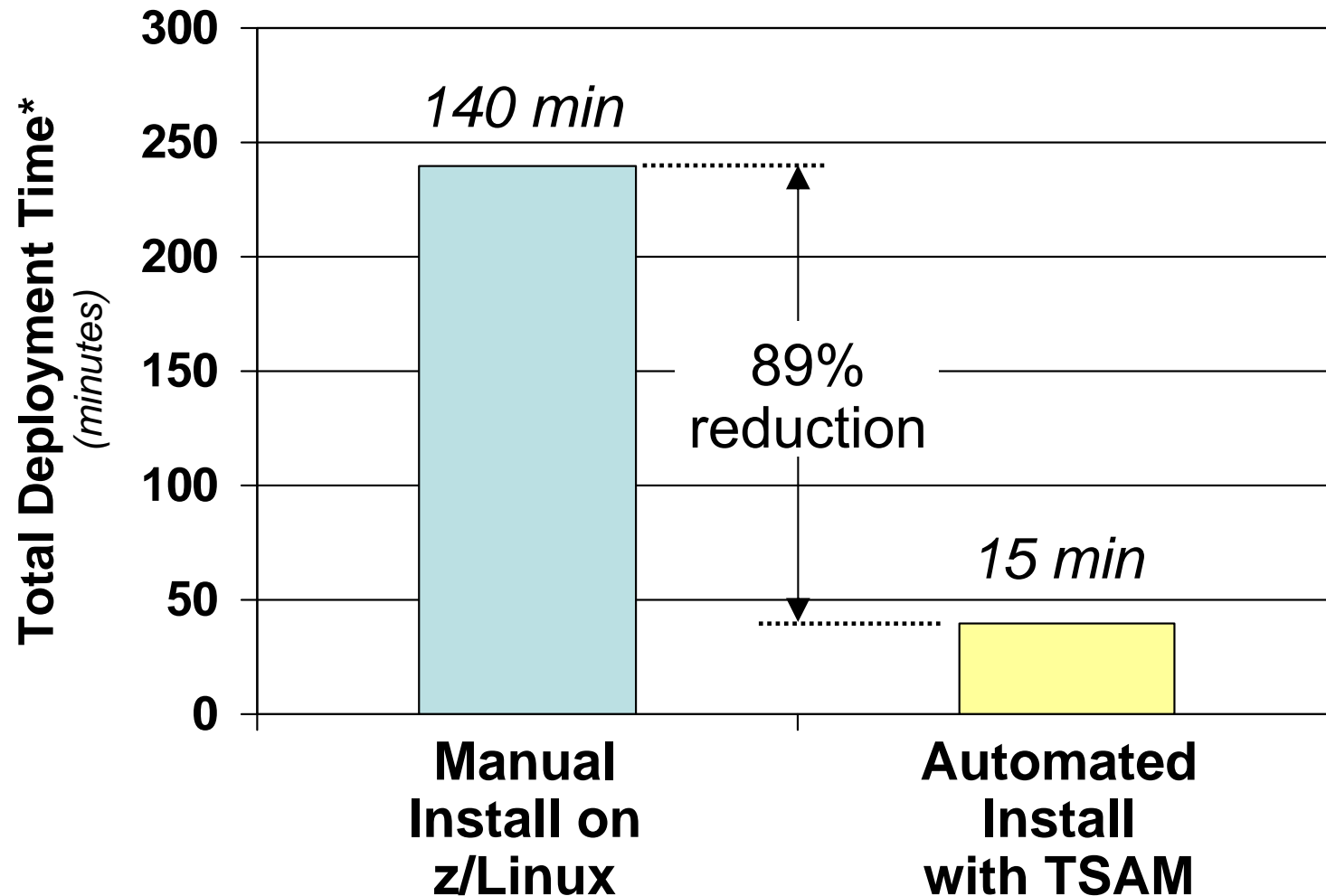
Main 2.000 GB
Swap 0.000 GB

Disk

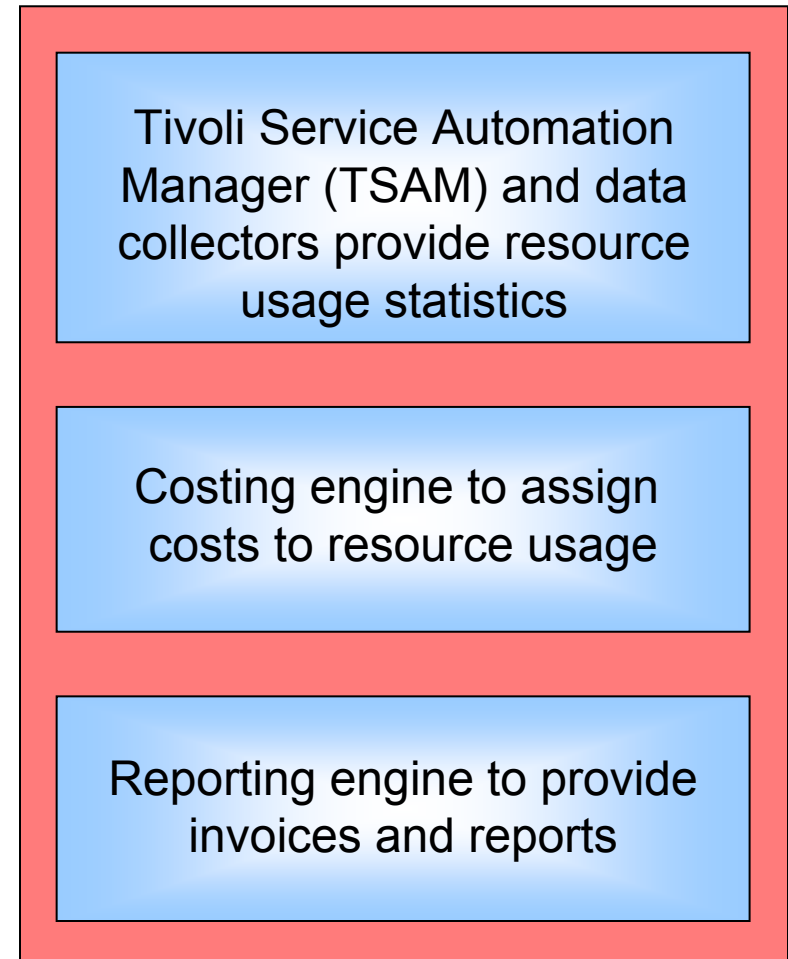
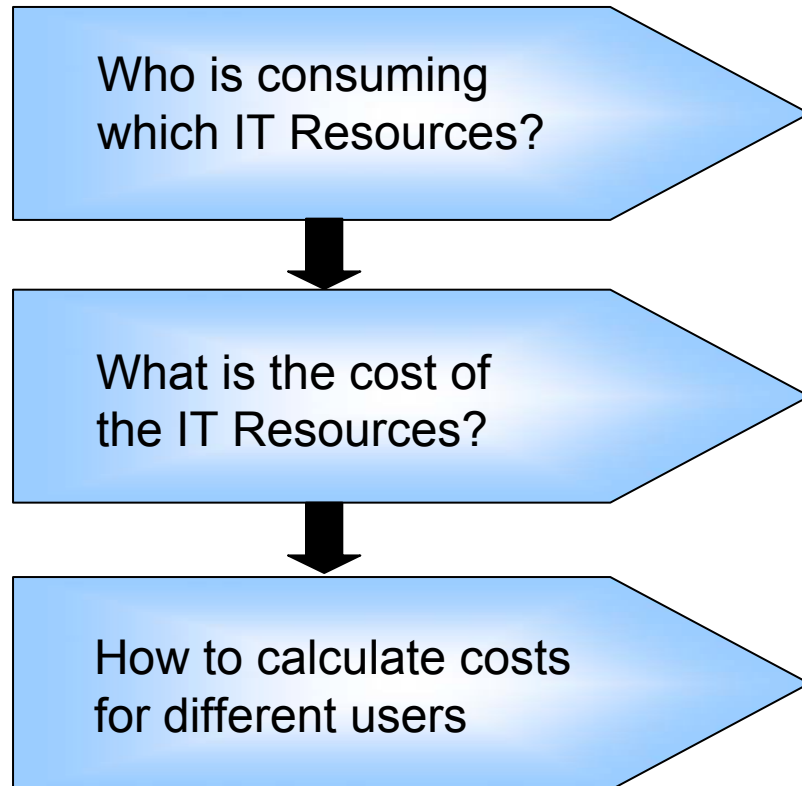
Local 7 GB

OK Cancel

TSAM Automated Provisioning Is Fast

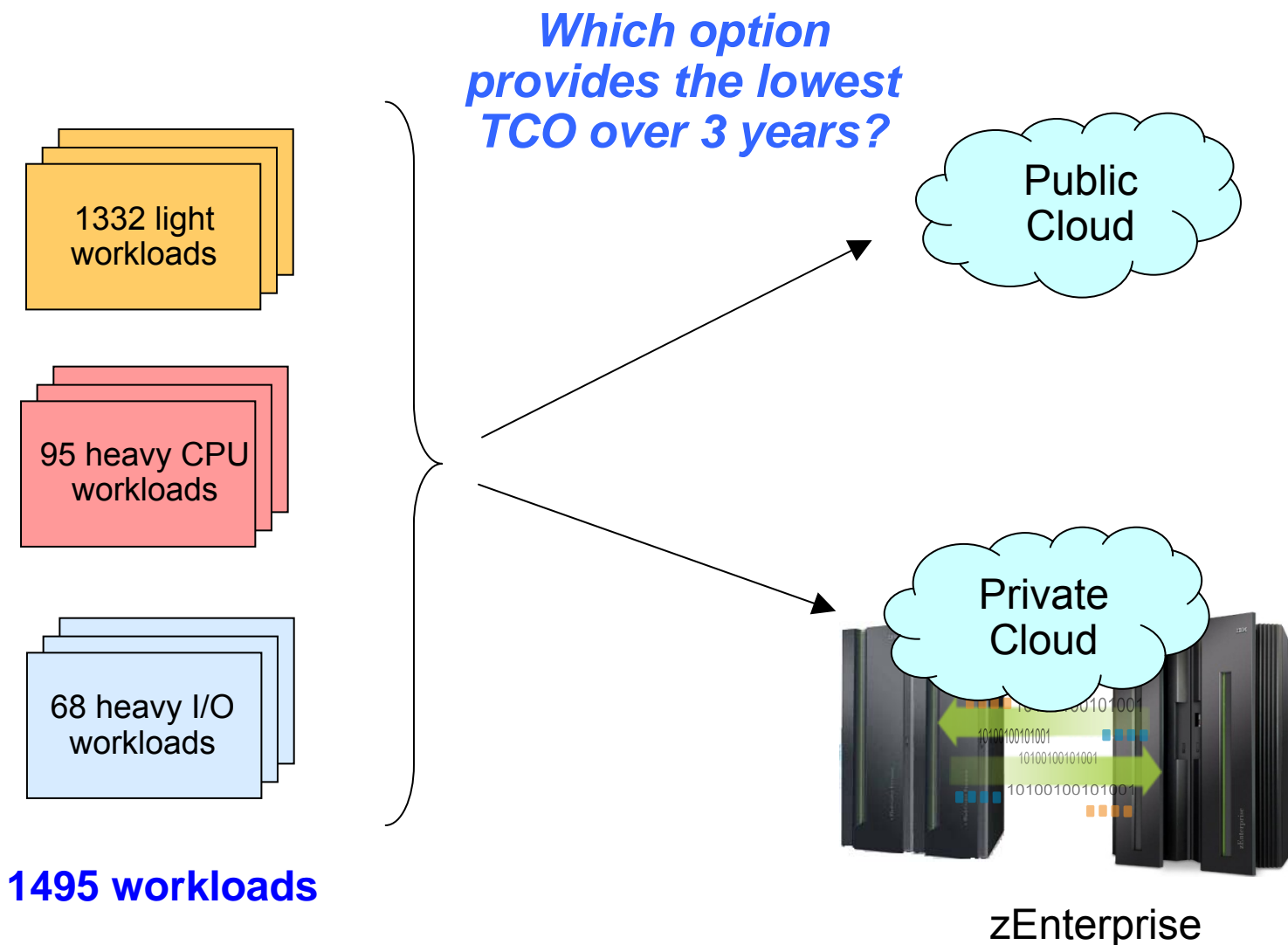


Pay-As-You-Go Chargeback With Tivoli Usage And Accounting Manager (TUAM)



Provided by Tivoli Usage and Accounting Manager*

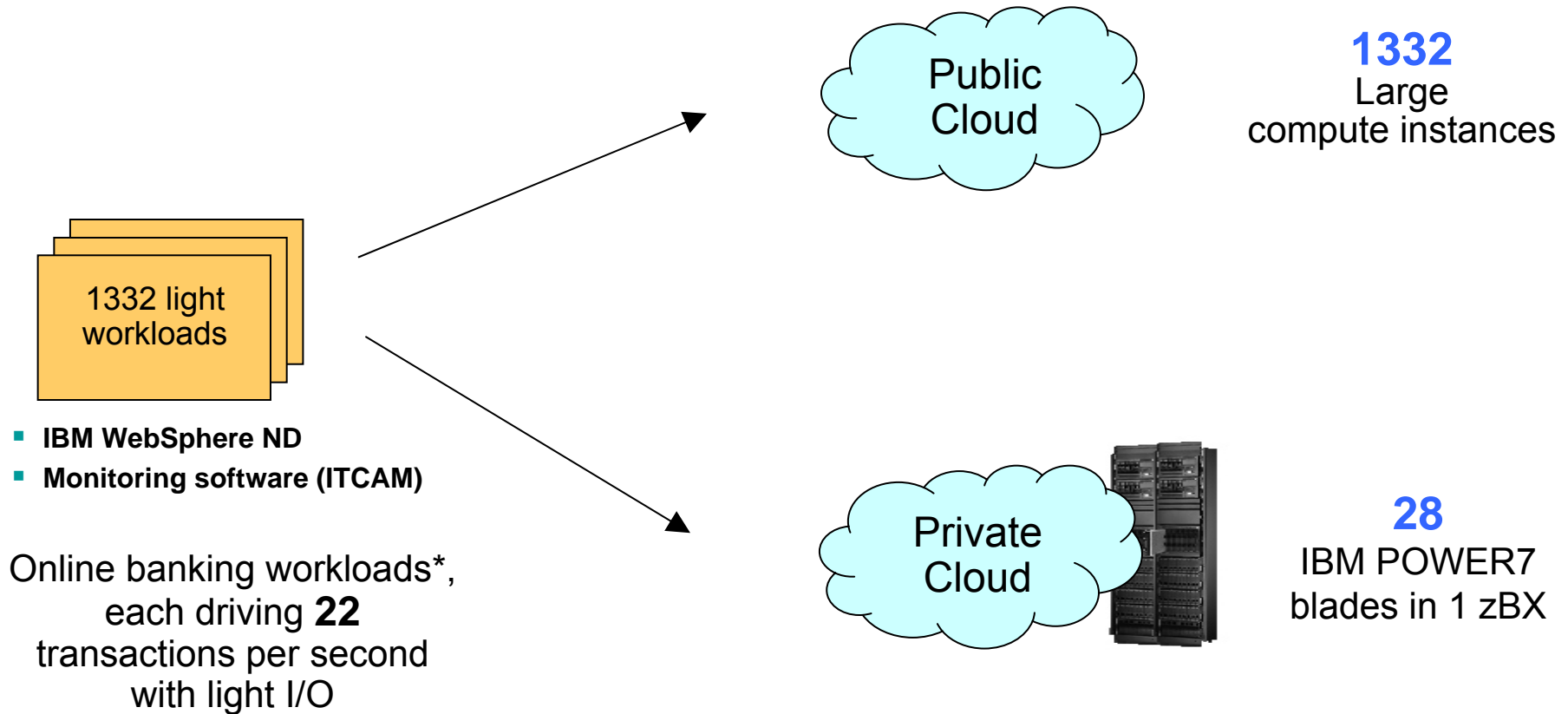
Public vs. Private Cloud: Which Option Costs Less For Delivering Mixed Workloads?



Variability In Image Usage Allows For Reduction In The Number Of Servers Required

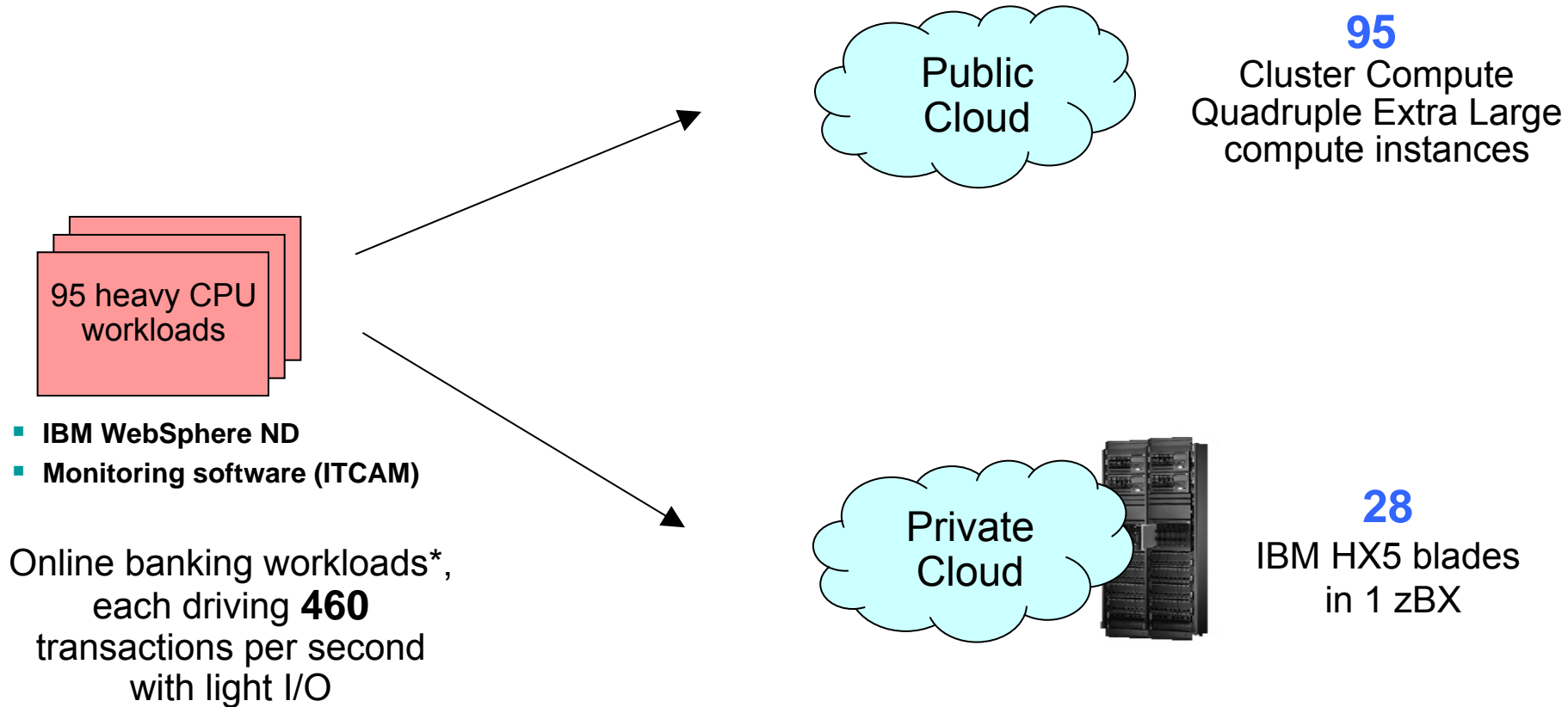
- Consolidation ratios based on benchmark data assume “always on” operation
- On average, not all workloads are active all the time
- Amazon EC2 public cloud recognizes this by running with an “oversold” factor of 1.7
 - ▶ Assumes each server can support 1.7 times the indicated capacity of virtual machines
- This means we don't need as many servers as the benchmarks indicate

Deploying Light Workloads



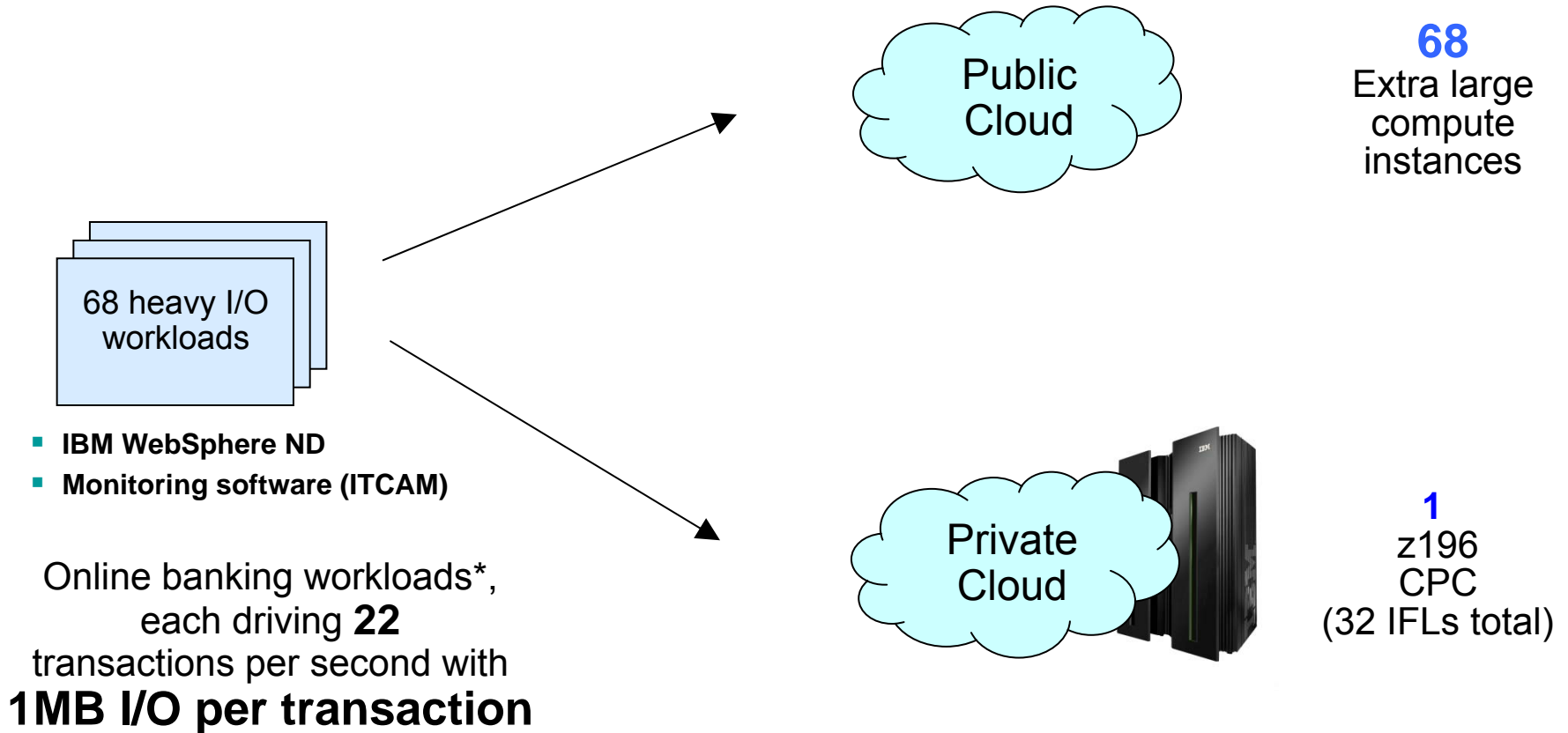
* CPO on-line banking benchmark

Deploying Heavy CPU Workloads With Light I/O



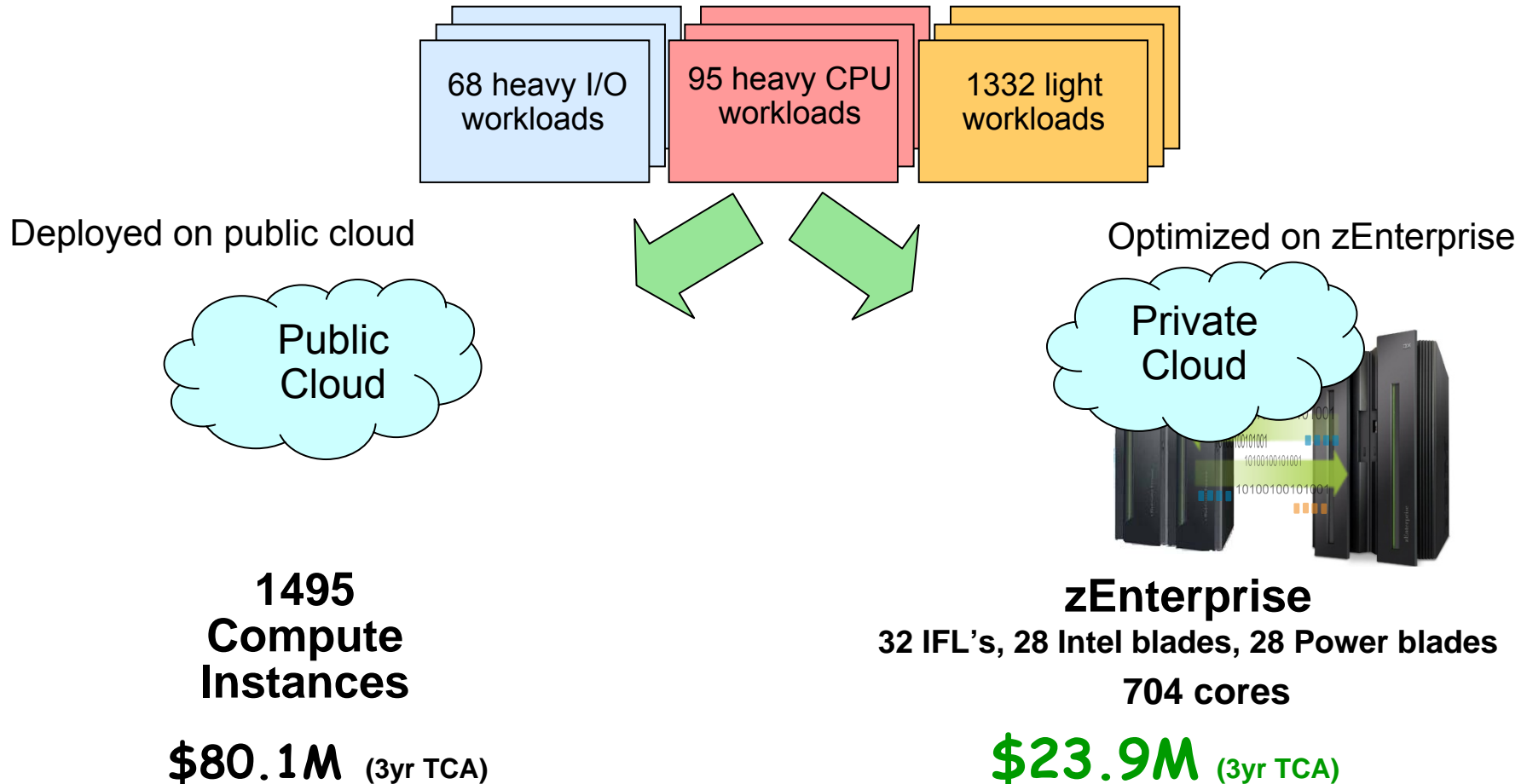
* CPO on-line banking benchmark

Deploying Light Workloads With Heavy I/O



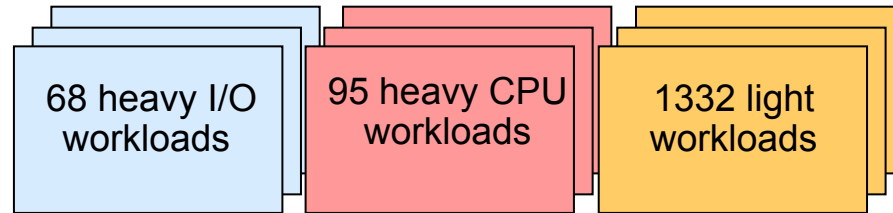
* CPO on-line banking benchmark

Compare Cost Of Acquisition For 3 Years




Server configurations are based on consolidation ratios derived from IBM internal studies. Prices are in US currency and will vary by country

Compare Labor Costs For 3 Years



Deployed on public cloud



42,086 labor hours/yr
20.23 administrators

\$9.7M

3 years @ \$159,600/yr

Optimized on zEnterprise



31,310 labor hours/yr
15.05 administrators

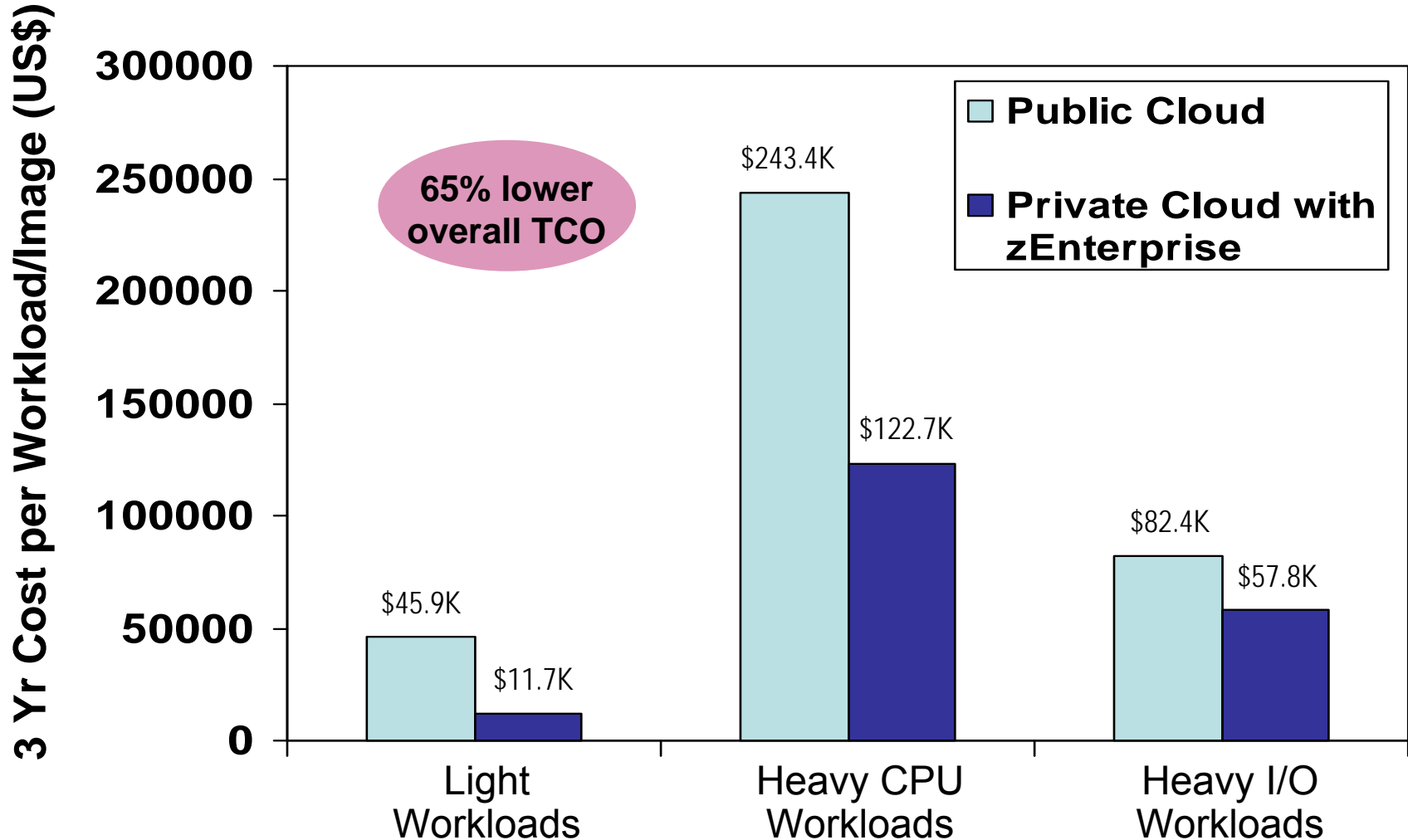
\$7.2M

3 years @ \$159,600/yr

26% less

Server configurations are based on consolidation ratios derived from IBM internal studies. Prices are in US currency and will vary by country

Private Cloud On zEnterprise Dramatically Reduces Costs



Source: IBM internal study. zEnterprise configurations needed to support the three workload types were derived from IBM benchmarks. Public cloud sizing needed to support the three workload types was calculated based on compute capacity of public cloud services. 3 yr TCO for public cloud based on pricing info available by the service provider. 3 yr TCO for zEnterprise includes hardware acquisition, maintenance, software acquisition, S&S and labor. US pricing and will vary by country.

What Users Get With zEnterprise Private Cloud

- Self-service requests
 - ▶ User request services via a web portal
- Fast provisioning
 - ▶ Automated provisioning/de-provisioning of resources as needed
- Elastic capability
 - ▶ Resource can be elastically provisioned to quickly scale out and rapidly released to quickly scale in
- Low cost pay as you go
 - ▶ Users pay for what they use
 - ▶ Business saves a lot of money