



**zEnterprise –  
The Ideal Platform For  
Smarter Computing**

Improving Service Delivery With  
Private Cloud Computing

# What Users Like About Cloud Computing

- Self-service requests
  - ▶ User request services via a web portal
- Fast provisioning
  - ▶ Automated provisioning/de-provisioning of resources as needed
- Elastic capability
  - ▶ Resource can be elastically provisioned to quickly scale out and rapidly released to quickly scale in
- Low cost pay as you go
  - ▶ Users pay for what they use

# The Cloud Computing Imperative

"As part of a broader IT transformation, the Federal Government needs to fundamentally shift its mindset from building custom systems to adopting light technologies and shared solutions. Too often, agencies build large standalone systems from scratch, segregated from other systems. These systems often duplicate others already within the Federal Government, wasting taxpayer dollars. The growth in data centers from 432 in 1998 to 2,094 in 2010 highlights this problem."

- Vivek Kundra, U.S. CIO, in PART I: ACHIEVING OPERATIONAL EFFICIENCY  
from the *25 POINT IMPLEMENTATION PLAN TO REFORM FEDERAL  
INFORMATION TECHNOLOGY MANAGEMENT*

Other sections of PART 1 include

- ▶ A. Apply “Light Technology” and Shared Solutions
  - 1. Complete detailed implementation plans to consolidate at least 800 data centers by 2015
  - 2. Create a government-wide marketplace for data center availability 6
  - 3. Shift to a “Cloud First” policy

# But Organizations Have Concerns About Public Clouds

## ■ Lack of Reliability

### ▶ Examples of public cloud outages

- April 2011, Amazon, 2 days,
- April 2011, Azure, 6 hours
- Jan 2011, Salesforce, 1 hour
- May 2010, Amazon, 4 outages in 1 week
- April 2010, Azure, 40 mins
- June 2009, Amazon, 5 hours
- March 2009, Azure, 22 hours
- July 2008, Amazon, 5 hours 45 mins
- April 2008, Amazon, 3 hours
- Feb 2008, Amazon 2 hours; Salesforce.com, 1 day

## *Amazon's Trouble Raises Cloud Computing Doubts*

**April 22,2011 Computerworld**

As technical problems interrupted computer services provided by [Amazon](#) for a second day on Friday, industry analysts said the troubles would prompt many companies to reconsider relying on remote computers beyond their control.

## ■ Lack of Security/Compliance

- ▶ Isolation of applications and data, data encryption/segregation
- ▶ Compliance with laws and regulations

## ■ Limited Archiving

- ▶ Network performance and amount of data involved are limiting factors

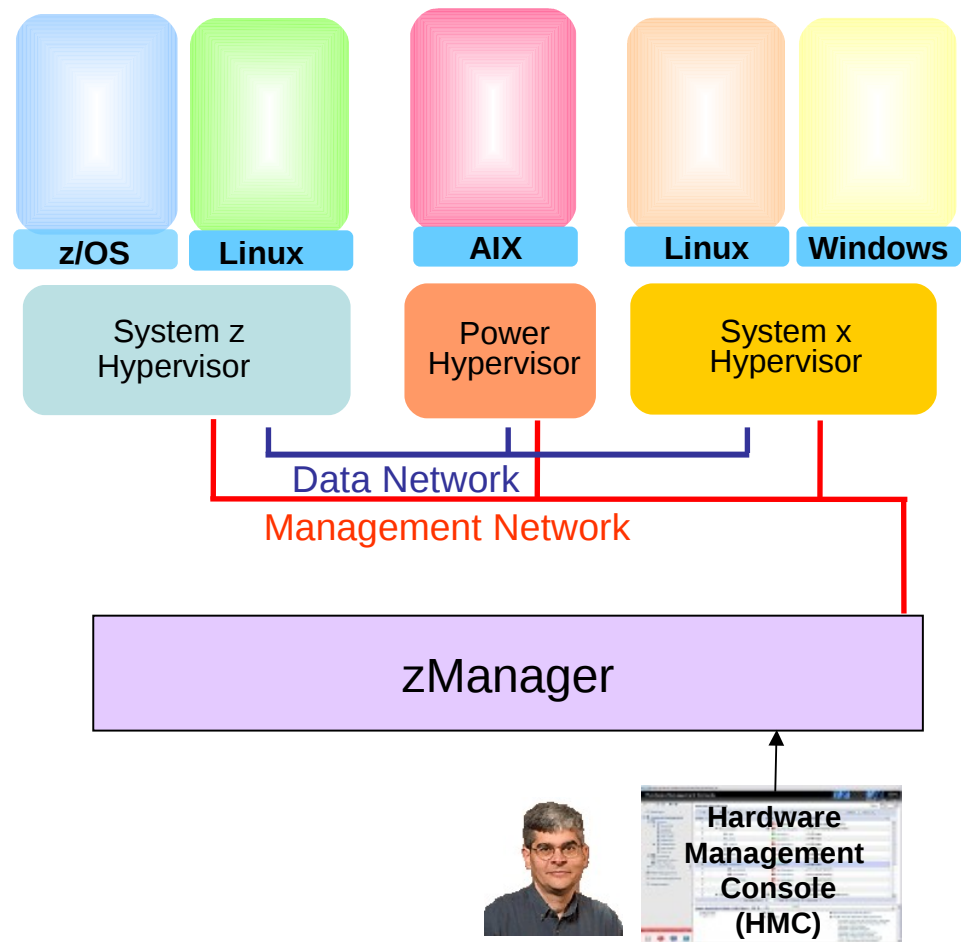
# Instead, Transform And Improve Service Delivery With A Private Cloud

- **“Private”** because it is only used by enterprise employees
- Offers same capabilities as a public cloud
  - ▶ Virtualization platform with elastic scalability
  - ▶ Support for instant provisioning of service
  - ▶ Self-service portal to request service
  - ▶ Metering and billing capability to support pay as you go model
- But with advantages over a public cloud
  - ▶ Multiple architectures
  - ▶ Control of security, data protection, availability, and workload management policies
  - ▶ Lower cost!

## What Technology is Needed for a Private Cloud?

# zEnterprise Provides An Optimized Virtualized Platform

- Multi-architecture virtual environments enable a broad range of workloads
- Elastic Scalability
  - ▶ Add processors to z114 / z196 while running
  - ▶ zManager provides consistent structured management for all virtual environments
    - Add and configure a blade quickly
    - Create virtual machines and networks quickly



# zManager Minimizes Time And Labor For Hypervisor And Network Setup

- Read the entitlements for blades
- Auto-discover and inventory for all elements
  - ▶ No need to install and configure libraries or sensors
- Automatic setup and configuration of the hypervisor
- Two internal networks all physically setup out-of-the-box in zBX
  - ▶ Pre-configured private and physically isolated internal management network
  - ▶ Private and secure data network

zBX Blades

Select	Location	MTMS	New Entitlement	Current Entitlement	Valid Entitlements
<input type="checkbox"/>	B01BBS04	7870-PEL/YK105000B504	Not entitled	Not entitled	ISAO
<input type="checkbox"/>	B01BBS03	7870-PEL/YK105000B503	Not entitled	Not entitled	ISAO
<input type="checkbox"/>	B01BBS02	7778-23X/YK105003B502	Not entitled	Not entitled	PASB
<input type="checkbox"/>	B01BBS01	7778-23X/YK105003B501	Not entitled	Not entitled	PASB
<input type="checkbox"/>	B10BBS04	7778-23X/YK105003B504	PASB	Not entitled	PASB
<input type="checkbox"/>	B10BBS03	7778-23X/YK105003B503	Not entitled	Not entitled	PASB
<input type="checkbox"/>	B10BBS02	7872-ACI/YK105002B502	Not entitled	Not entitled	XASB
<input type="checkbox"/>	B10BBS01	7872-ACI/YK105002B501	Not entitled	Not entitled	XASB
<input type="checkbox"/>	C01BBS04	7778-23X/YK105003B504	Not entitled	Not entitled	PASB
<input type="checkbox"/>	C01BBS03	7778-23X/YK105003B503	XASB	Not entitled	PASB
<input type="checkbox"/>	C01BBS02	7778-23X/YK105003B502	Not entitled	Not entitled	PASB

Total: 16 Filtered: 16 Selected: 0

zBX Blade entitlement counts

Entitlement Type	Current	Maximum	Spares
ISAO	0	10	6
WDPX150B	0	10	0
PASB	0	10	8
XASB	0	10	2

OK Cancel Help

# Hypervisor Setup And Configuration Lab Test – Do-It-Yourself vs. zManager

DIY Tasks (per Blade)	Elapsed Time	Labor Time
Initial communication setup & education	6 min 26 sec	6 min 26 sec
Boot VIOS disc & install (creates LPAR for VIOS automatically)	37 min 59 sec	36 min
Configure VIOS networking	2 min 49 sec	2 min 49 sec
Create new storage pool for LPARs	35 sec	35 sec
Install VIOS service fixpacks	61 min 5 sec	20 sec
<b>TOTAL TIME</b>	<b>1 hr 48 min 52 sec</b>	<b>46 min 10 sec</b>

zManager Tasks (per Blade)	Elapsed Time	Labor Time
Add entitlement for a blade	90 min	92 sec
<b>TOTAL TIME</b>	<b>1 hr 30 min</b>	<b>1 min 32 sec</b>

**97%** reduction  
in labor time



# Network Setup And Configuration Lab Test – Do-It-Yourself vs. zManager

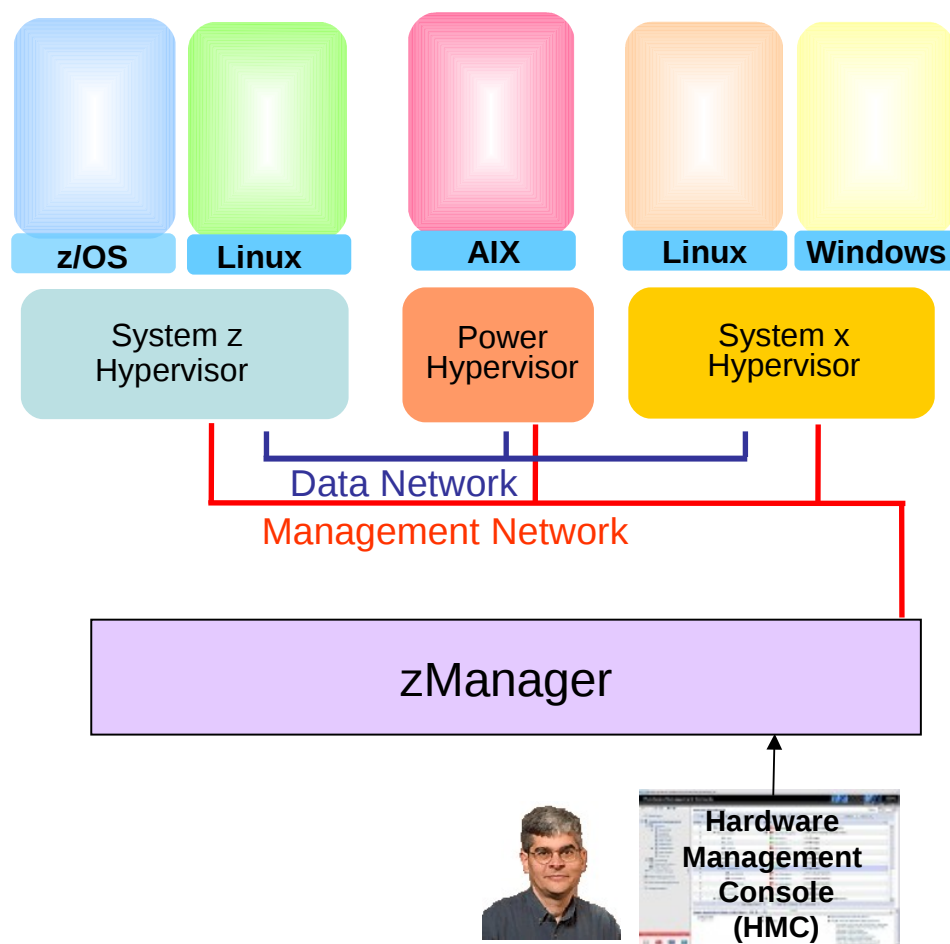
Do-It-Yourself Tasks (for two BladeCenters)	Elapsed/Labor Time
Planning (includes time to go over docs, etc)	5 hrs
Cabling	2 hrs
AMM Configuration	2 hrs
Logical Configuration (L2)	8 hrs
Blades network configuration	4 hrs
Testing	2 hrs
Documenting the configuration	3 hrs
<b>TOTAL TIME</b>	<b>26 hrs</b>

zManager Tasks (for two BladeCenters)	Elapsed/Labor Time
Planning	3 hrs
Cabling (pre-cabled in zBX)	0 hrs
AMM Configuration (done in zBX)	0 hrs
Logical configuration (L2)	30 mins
Blades network configuration	1 hr 30 mins
Testing (pre-tested)	0 hrs
Documenting the configuration (all part of zManager)	0 hrs
<b>TOTAL TIME</b>	<b>5 hrs</b>

**81%** reduction in labor time

# Manage Virtual Servers With zManager

- From one console, create virtual machines in z/VM and in zBX hypervisors
- Start / stop / delete virtual machines under zManager control
- Create virtual networks
- Monitor resource usage
  - ▶ CPU, Memory, Power consumption



# DEMO: Create Virtual Server With zManager

Create virtual server on a Power blade

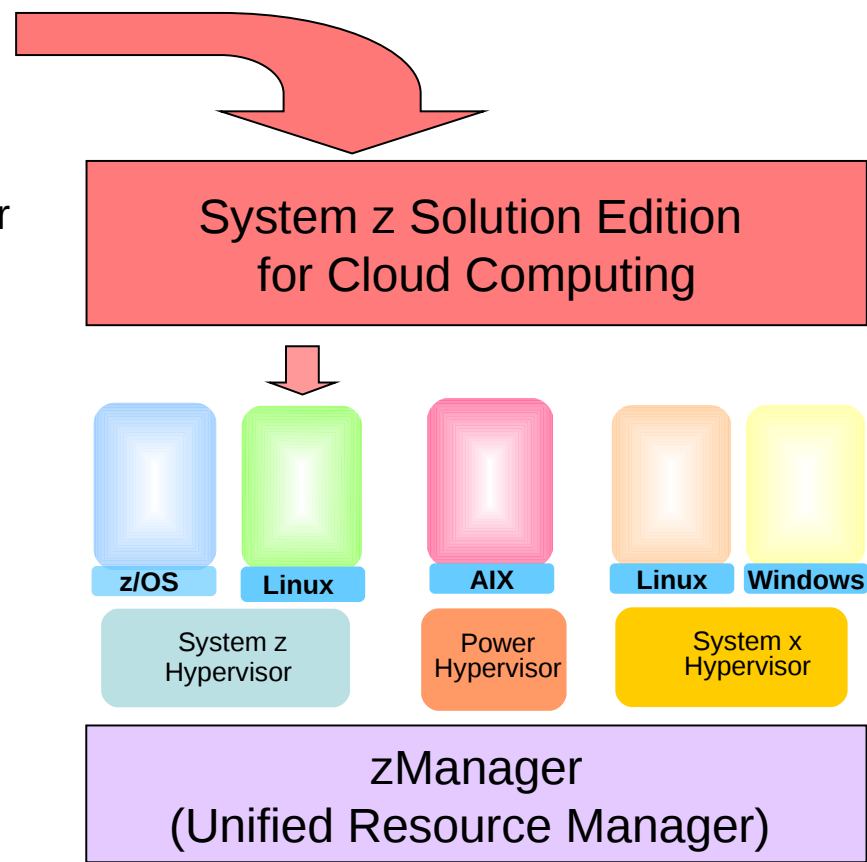
- ▶ Enter name for virtual server
- ▶ Assign number of virtual processors
- ▶ Specify memory
- ▶ Add network device
- ▶ Add storage device
- ▶ Specify boot option
- ▶ Select workload

The screenshot shows a web browser window with the URL `https://9.12.16.205/hmc/content?taskId=281&refresh=726`. The page title is "New Virtual Server - B.1.07". The interface is a wizard with a left-hand navigation menu and a main content area. The menu items are: Welcome, Enter Name (highlighted), Assign Processors, Specify Memory, Add Network, Add Storage, Specify Boot Options, Select Workloads, Performance Management, and Summary. The main content area is titled "Enter Name" and contains the instruction "Enter in a name and description for the virtual server." Below this, the "Hypervisor name" is "B.1.07" and the "Hypervisor type" is "POWER Blade". The "Name" field is a text input containing "AIX6-B07" with a dropdown arrow on the left. The "Description" field is a larger text area that is currently empty. At the bottom of the wizard, there are five buttons: "< Back", "Next >", "Finish", "Cancel", and "Help". The browser's status bar at the bottom shows "Done".

# IBM System z Solution Edition For Cloud Computing

Adds package of software and services for self-service provisioning, chargeback and monitoring

- IBM Tivoli software (runs on Linux on System z)
  - ▶ Self-service provisioning
    - Tivoli Service Automation Manager (TSAM)
  - ▶ Chargeback
    - Tivoli Usage and Accounting Manager (TUAM)
  - ▶ Monitoring
    - Tivoli OMEGAMON XE on z/VM and Linux
- IBM Lab Services
  - ▶ Planning, installation, configuring, testing services
  - ▶ Significant package discounts



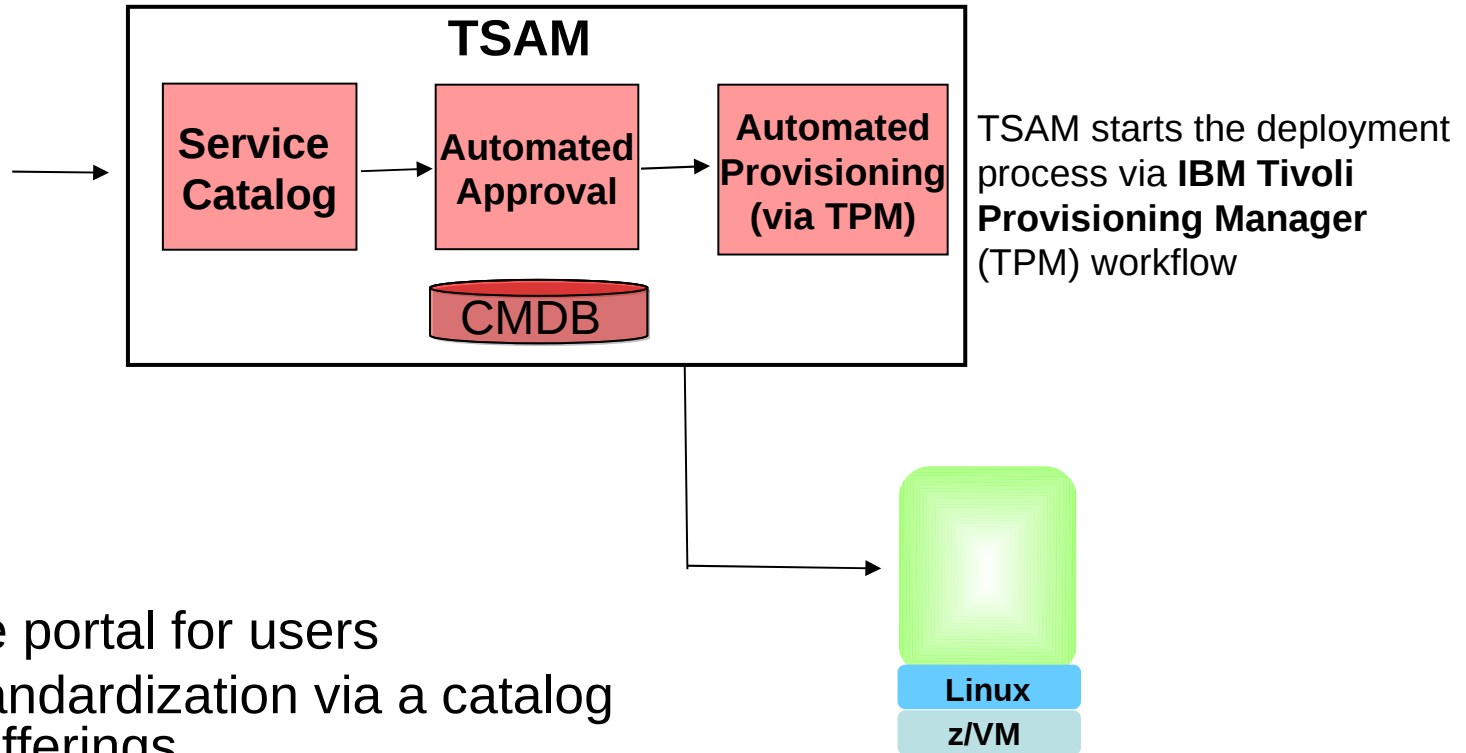
# Self-Service Provisioning With Tivoli Service Automation Manager (TSAM)



User browses service catalog

Adds service to shopping cart

Submits request

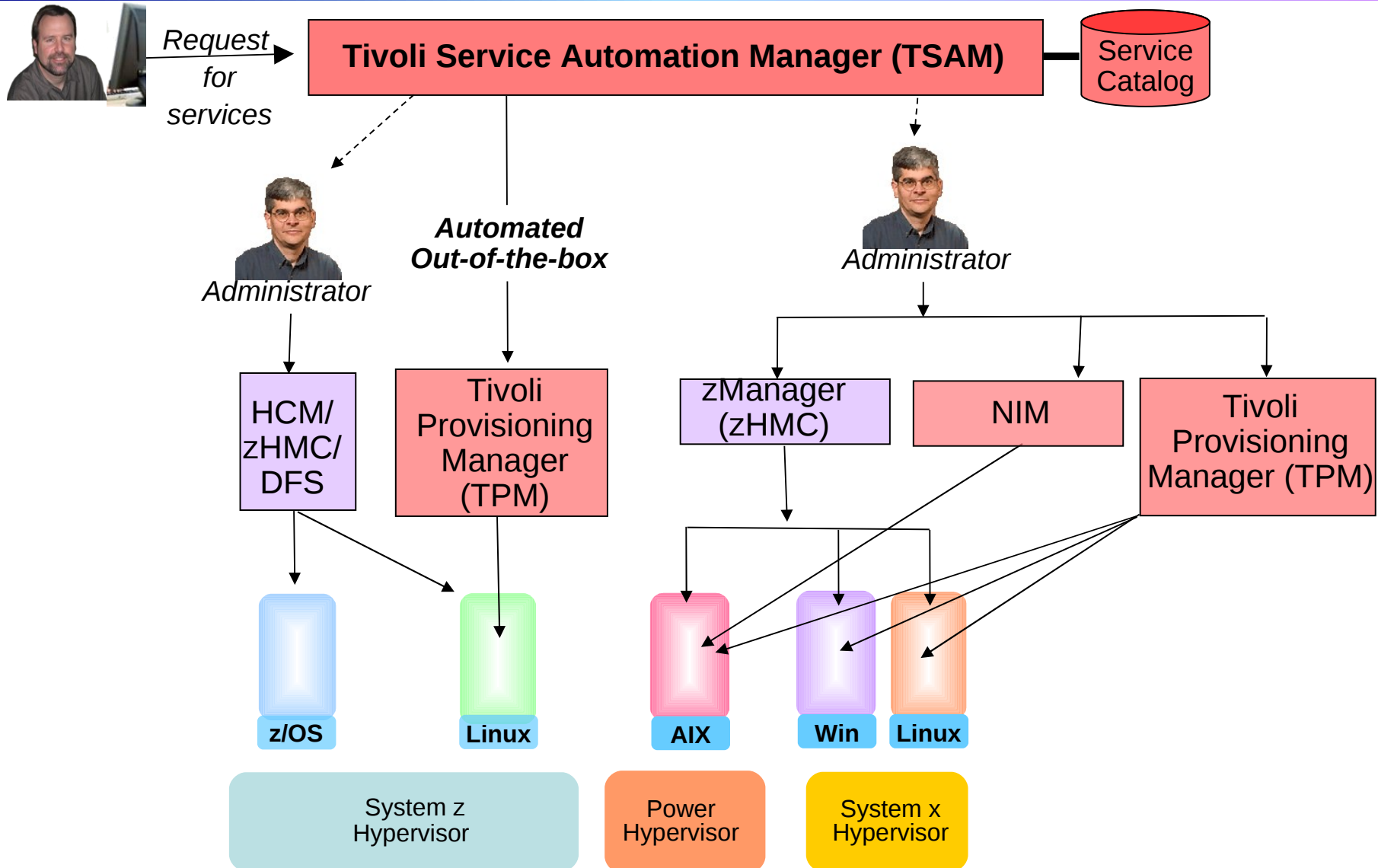


- Self-service portal for users
- Enables standardization via a catalog of service offerings
- Automates request processing with pre-defined workflows
- Fast provisioning of virtual servers

# TSAM Uses Tivoli Provisioning Manager (TPM) To Provision A Virtual Server

- Automates provisioning of virtual servers via cloning from images or installing and configuring software
- Tasks automated through automation workflows
  - ▶ Pre-built workflows describe provisioning steps
  - ▶ Automatic workflow execution with verification at each step
  - ▶ Automation Package Developer allows customization for data center best practices and procedures
- Virtual image repository allows customers to centralize and standardize on provisioning materials
  - ▶ Images, application packages, configuration properties

# Self-Service Provisioning For zEnterprise



# DEMO: Self-Service Provisioning With IBM Tivoli Service Automation Manager (TSAM)

- Submit a request to add a new virtual machine (VM) under z/VM to an existing project
- VM created with a complete software stack (zLinux, WebSphere, customer application and Tivoli Monitoring agent) installed
- Requester is notified via email when the request is completed

Create Project with z/VM Linux Servers

Provision one or more z/VM Linux virtual servers containing a software image.

**General**

\* Project Name:

\* Team to Grant Access:

Project Description:

\* Start Date: 4/15/2010

\* End Date: Until this date  4/29/2010

**Requested Image**

Resource Group Used to Reserve Resources: System z pool   Monitoring Agent to be Installed

\* Image to be Deployed:

Select	Name	Hypervisor	CPUs	Memory	Storage
<input checked="" type="radio"/>	SLES 10 with WAS 6	zVM	1	2 GB	7 GB
<input type="radio"/>	RHEL 5 with DB2 9	zVM	1	1 GB	1 GB
<input type="radio"/>	SLES 10 with DB2 9	zVM	1	1 GB	1 GB
<input type="radio"/>	RHEL 5 with WAS 7	zVM	1	1 GB	1 GB
<input type="radio"/>	SLES 10 with WAS 7 and D	zVM	1	1 GB	1 GB

**Resources**

To adjust the settings of the requested resources, press the setting button. After making the necessary adjustment, press the setting button to save the configuration.

**Servers**

\* Number of Servers to be Provisioned:  1

7 available at above configuration and schedule

**CPU**

Virtual 1

Physical 1.0

**Memory**

Main 2.000 GB

Swap 0.000 GB

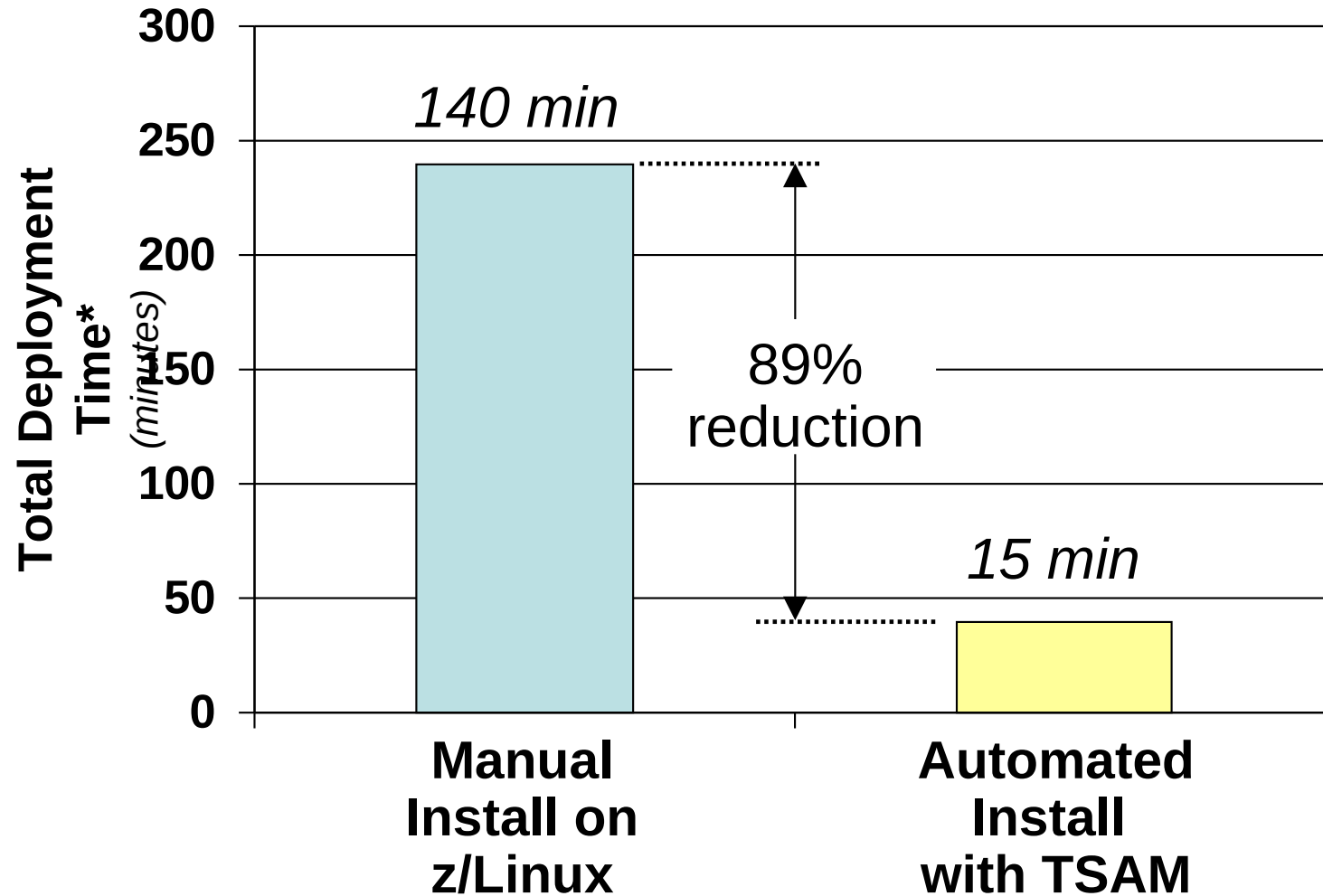
**Disk**

Local 7 GB

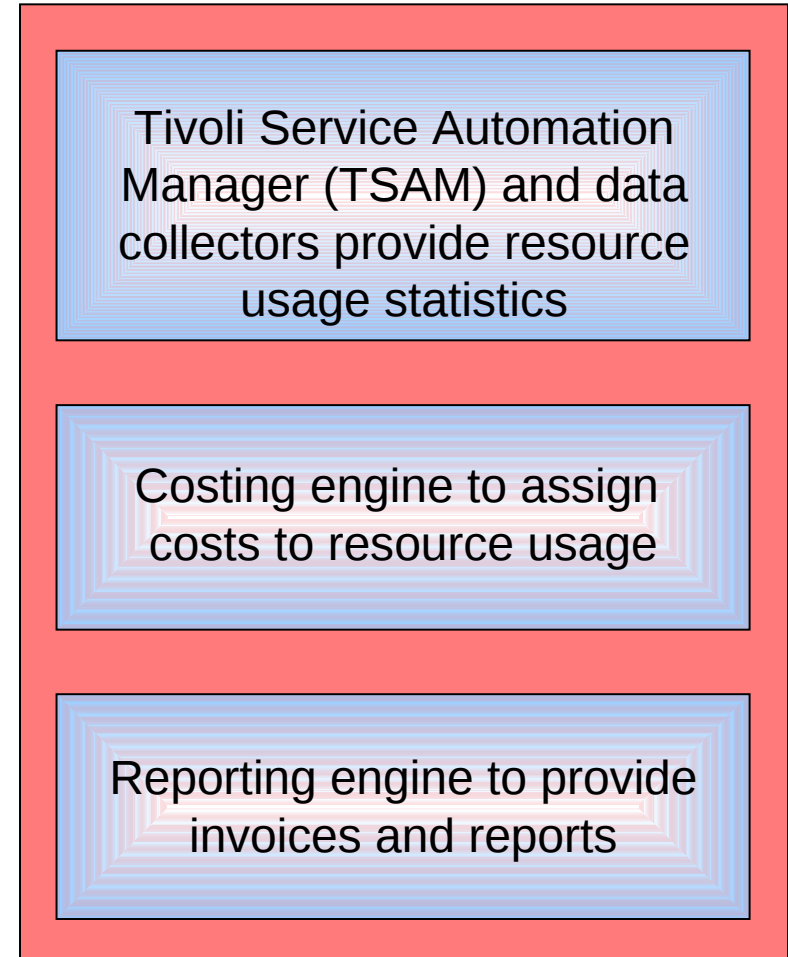
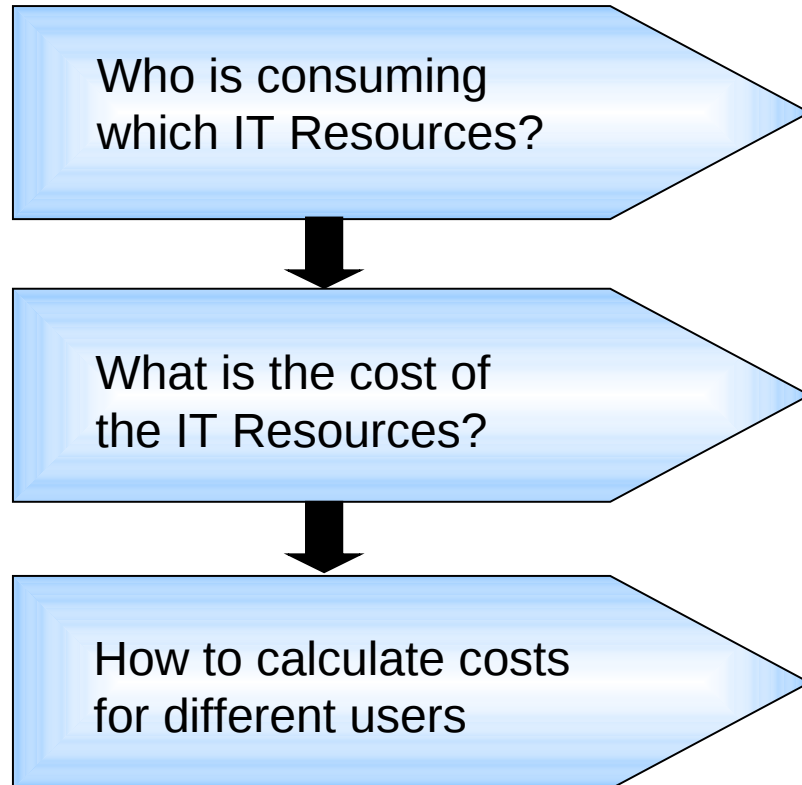
OK Cancel



# TSAM Automated Provisioning Is Fast



# Pay-As-You-Go Chargeback With Tivoli Usage And Accounting Manager (TUAM)



**Provided by Tivoli Usage and Accounting Manager\***

# What Users Get With zEnterprise Private Cloud

- Self-service requests
  - ▶ User request services via a web portal
- Fast provisioning
  - ▶ Automated provisioning/de-provisioning of resources as needed
- Elastic capability
  - ▶ Resource can be elastically provisioned to quickly scale out and rapidly released to quickly scale in
- Low cost pay as you go
  - ▶ Users pay for what they use
  - ▶ Business saves a lot of money

