

IBM z Systems – Redefining Digital Business

Scoring fast and winning big with analytics
on z Systems



Agenda

1. Positioning your enterprise for cloud, analytics and mobile computing
2. The mainframe and mobile computing: A perfect match
Break (15 minutes)
3. **Scoring fast and winning big with analytics on z Systems**
Lunch (60 minutes)
4. Implementing hybrid clouds with z Systems
Break (15 minutes)
5. Easy and agile development and administration for cloud, analytics and mobile computing
6. Building the business case for cloud, analytics and mobile computing
Wrap up and Q&A

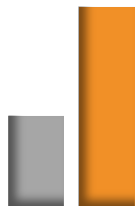
Numerous studies show how businesses gain competitive advantage by using analytics

#1

Rank CIOs give to analytics for contributing to an organization's competitiveness¹

54%

Number of CxOs who say customers influence them to a *large* extent⁵



Organizations that embrace analytics are more than **2x** more likely to outperform their peers²



Financial outperformers are **64%** more likely to use analytics to evaluate talent supply and demand on an ongoing basis³



Enterprises that apply advanced analytics have **33%** more revenue growth and **12x** more profit growth⁴

¹ IBM CIO Study 2009
² IBM IBV/MIT Sloan Management Review Study 2011
³ IBM CHRO Study 2010
⁴ IBM CFO Study 2010
⁵ IBM Institute of Business Value, "The Customer-Activated Enterprise"

Many leading businesses use IBM analytics systems and software to gain that edge



A Brazilian credit union realizes **200%** internet growth and **600%** overall growth, sustaining it over 2 million members

The logo for PETROL, consisting of the word "PETROL" in white, bold, capital letters on a red rectangular background.

PETROL

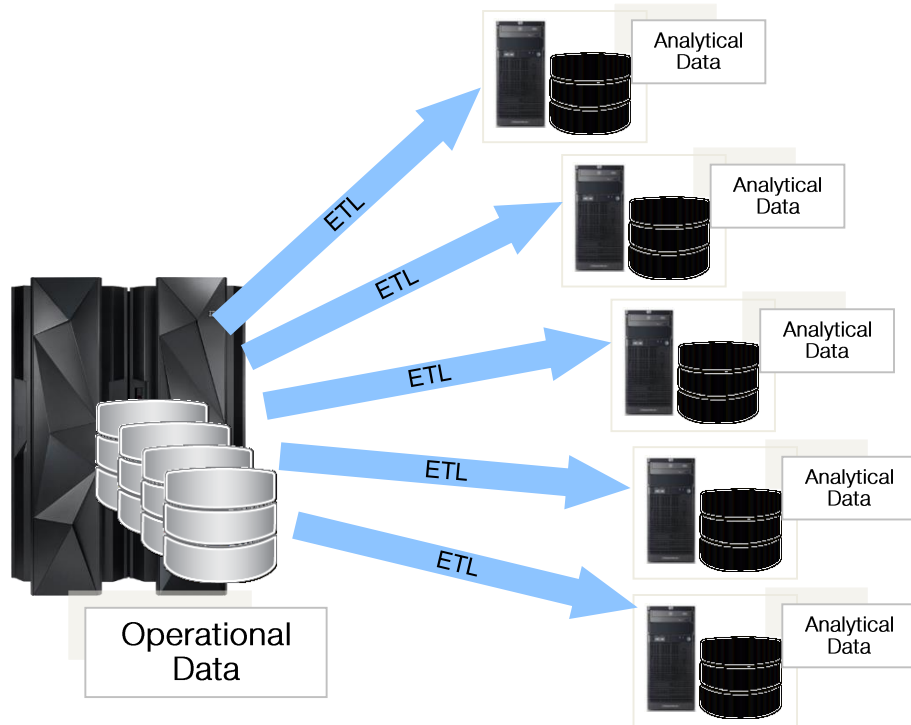
Slovenian automotive goods and services company implements smarter commerce – **suggest-selling at point-of-sale** – to significantly increase sales



US-base cancer research center realizes **100% payback in 3 months** through proactive identification of fraudulent activities, and optimizes financial compliance processes

The more a business uses analytics, the better it performs

Running analytics off-platform doesn't pay for a mainframe-centric business...



A large European bank:

- 120 database images created from bulk data transfers
- 1,000 applications on 750 cores with 14,000 software titles
- ETL consuming 28% of total distributed cores and 16% of total MIPS

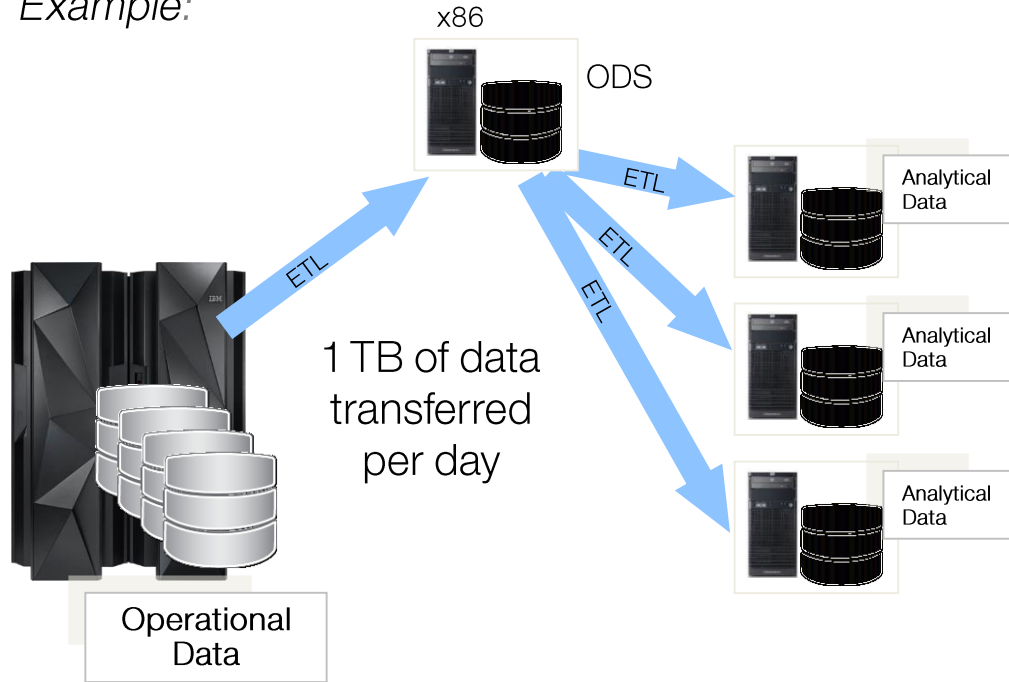
A large Asian bank:

- One mainframe devoted exclusively to bulk data transfers
- ETL consuming 8% of total distributed core and 18% of total MIPS

With this strategy, IT costs grow faster than business growth

... Rather it leads to significant data transfer costs

Example:



Estimated 4 yr. cost summary

System costs
= \$9,864,412

Labor costs
= \$393,927

Total =
\$10,258,339

Assuming 4 cores on z13 running at 85% utilization and 12 cores on x86 servers run at 45% utilization, transfer will burn **519 MIPS** and use **10 x86 cores per day**

Today, z Systems are designed to run analytics, creating a first-class System of Insight

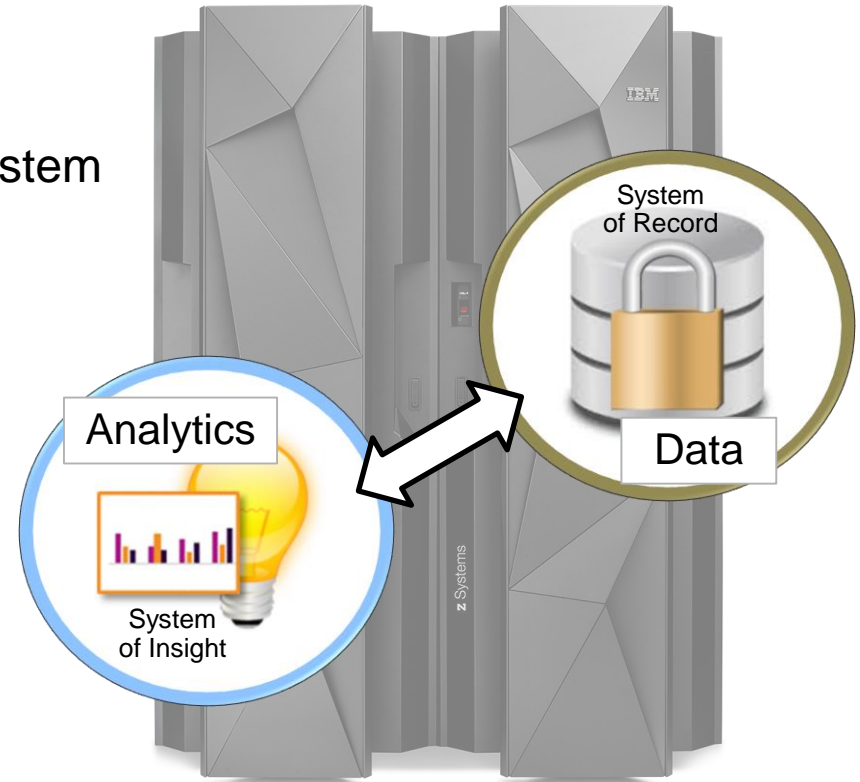
- **System of Record**

- Accelerate operational analytics with a hybrid database management system

- **System of Insight**

- Create 360° view of customers using Hadoop and descriptive analytics
- Use predictive analytics and real-time in-transaction scoring
- Leverage columnar analysis option

Gain a competitive edge by co-locating analytics software with data and accelerators in the System of Record



z Systems complete solution – query acceleration, Big Data, BI, Predictive Analytics, and more

Data Store

DB2 for z/OS

Big Data (Hadoop)

InfoSphere BigInsights

Business Intelligence and Reporting

IBM Cognos Enterprise

Predictive Analytics, Modeling, Scoring

IBM SPSS

BLU Acceleration

DB2 LUW

IBM z Systems



DB2 Analytics Accelerator



Competitive Project Office

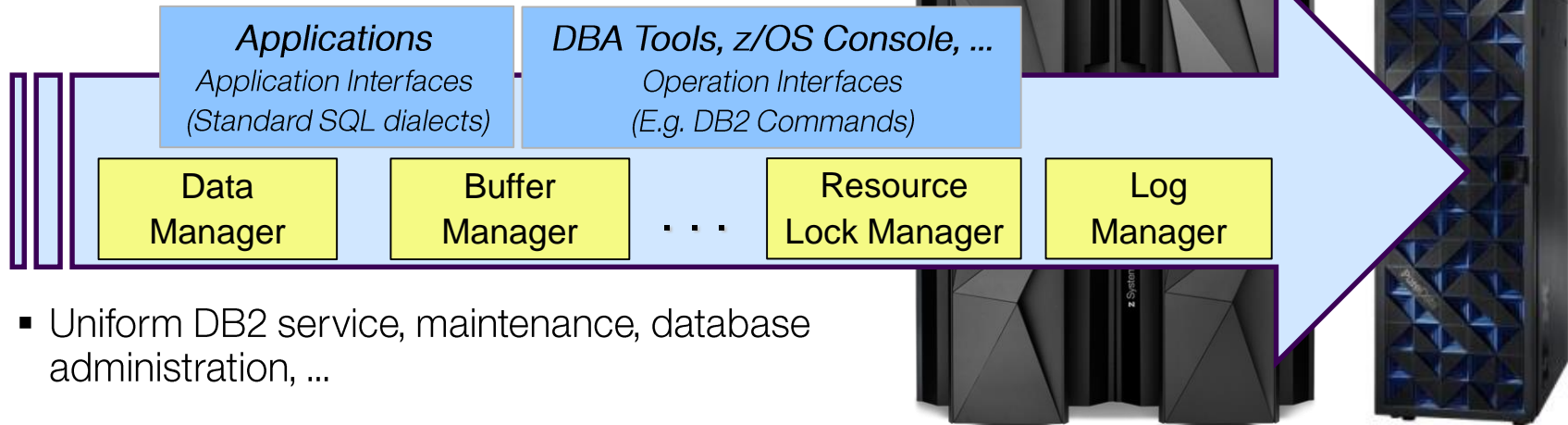
Green boxes denote Linux on z software.
Blue denotes z/OS software. Cognos runs on both.

DB2 for z/OS and the DB2 Analytics Accelerator create a hybrid database management system... ... to accelerate operational analytics

Data Store

DB2 for z/OS

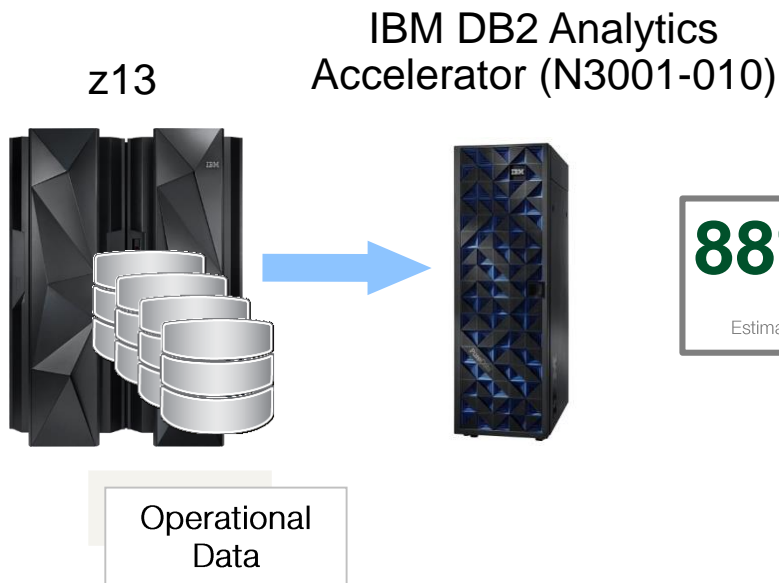
- Uniform and transparent access for transactional and analytical applications



- Uniform DB2 service, maintenance, database administration, ...

DB2 Analytics Accelerator as analytics data store saves over 88% in ETL and transfer costs

Example:



Estimated 4 yr. cost summary

System costs
= \$1,052,901

Labor costs
= \$137,613

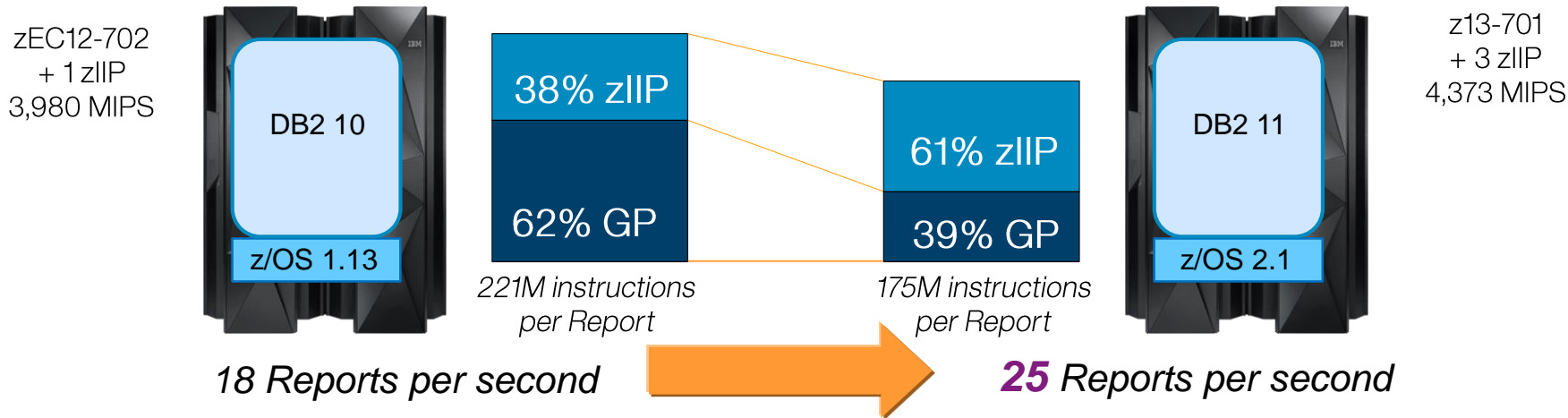
Total =
\$1,190,513

88% Lower
cost

Estimated for systems compared

Assuming 4 cores on z13 running at 85% utilization and 140 x86 cores on N3001-010 running at 45% utilization, transfer will burn **260 MIPS** and use **0.44 x86 core per day**

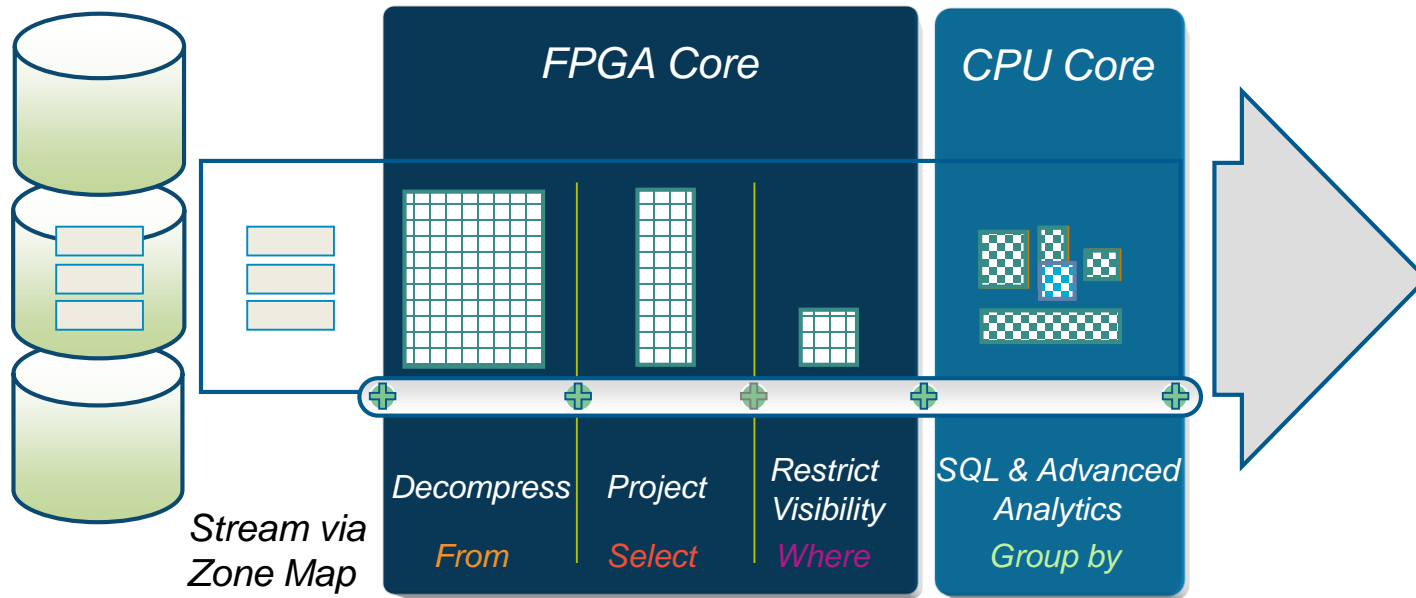
Maintaining hardware and software currency of z Systems and DB2 will improve performance



- **Over 60% zIIP offload** – from newest generation of specialty processors with SMT – yields **better price performance**
- **21% shorter path length** – resulting from DB2 for z/OS upgrade – **reduces CPU usage**
- **39% higher throughput** – from combined effects of software and hardware upgrade – **reduces elapsed time** to execute operational reports

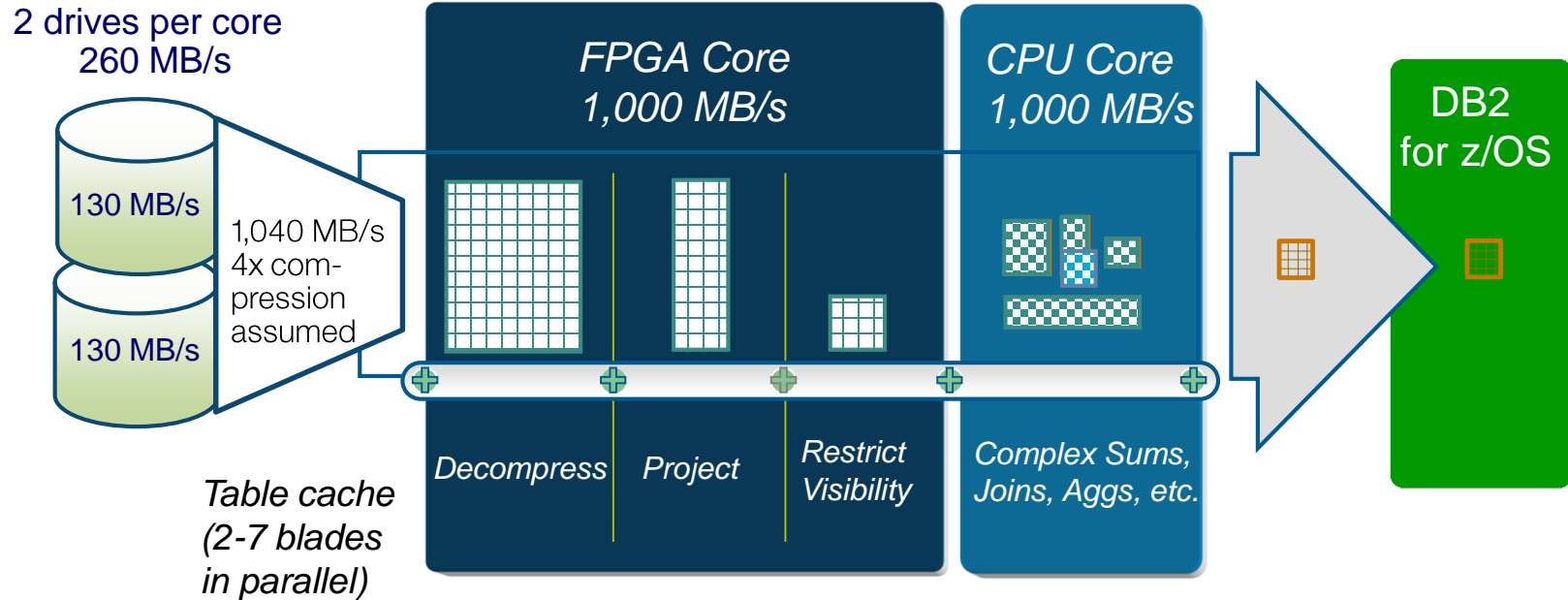
Results are for this workload. Your results may vary.

DB2 Analytics Accelerator uses FPGA technology for industry unique data stream processing...

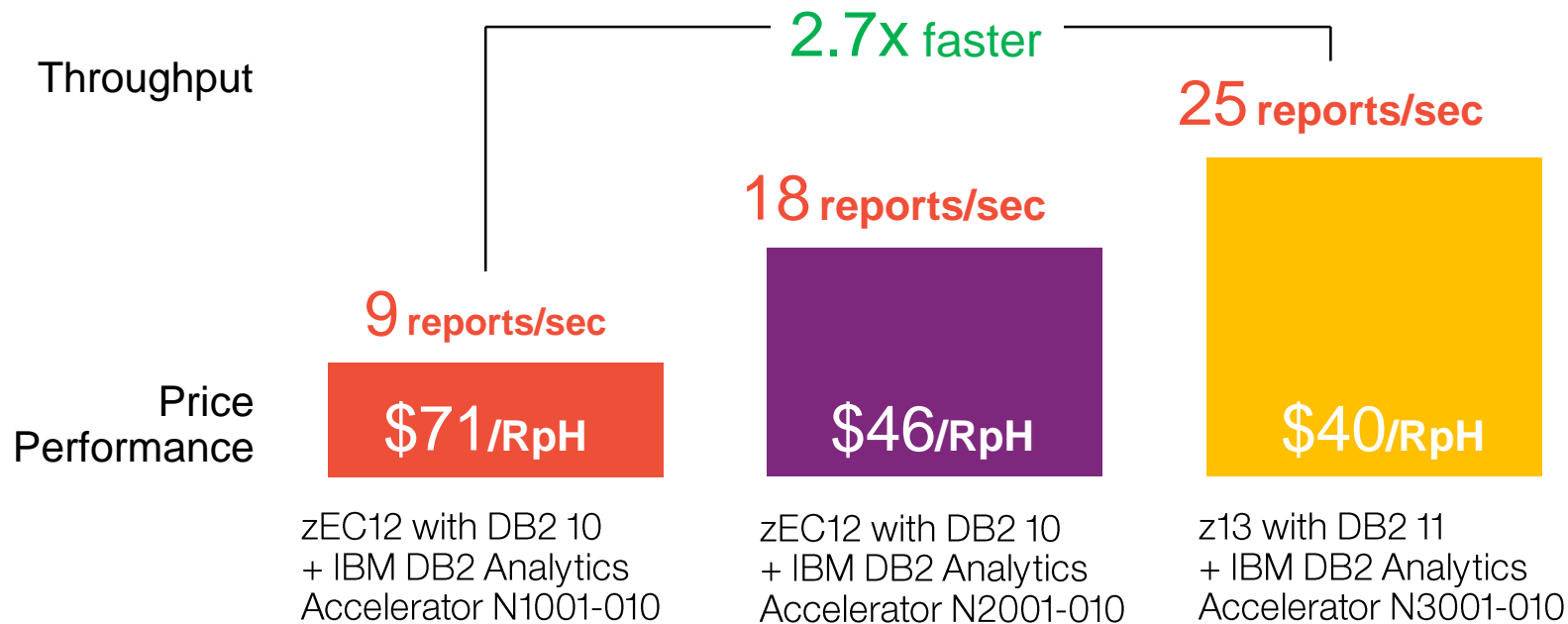


```
Select State, Age, Gender, count(*) From MultiBillionRowCustomerTable Where BirthDate <
< '01/01/1960' And State in ("FL", "GA", "SC", "NC") Group by State, Age, Gender
```

...which drives blazing speed through balanced design



Continuous platform optimizations improve throughput and price performance



DB2 and the Analytics Accelerator score a big win over the competition

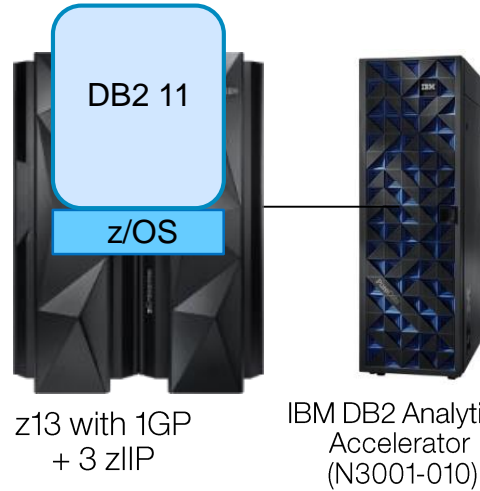
Standalone
Pre-integrated
Competitor V4



Full Unit

\$151
per Report per Hour
(3yr TCA at discount)

(75% on software,
50% on hardware)



IBM z Systems

\$40

per Report per Hour
(3yr TCA at no discount)

2x Better performance
3.8x Better price performance

Estimated for systems compared

Estimated Workload Time*	226 mins
Reports per Hour	42,787
Competitor Full Unit (HW+SW+Storage) using discounted pricing	\$6,451,161

Workload Time	105 mins
Reports per Hour	92,095
z13 (1 GP + 3 zIIP, HW+SW+ Storage) + Accelerator V4.1 with PDA N3001-010 hardware	\$3,652,131

* Competitor Full Unit workload time estimated from Eighth Unit measurements assuming perfect linearity. Actual results will vary. Comparing test results of an IBM zEnterprise Analytics System 9700 with an estimated performance on competitor full unit configuration (version available as of 12/31/2014), for a materially identical 10 TB BIDAD "Fixed Execution" workload in a controlled laboratory environment. BIDAD "Fixed Execution" workload measures elapsed time for executing 161,166 concurrent reports using 80 concurrent users. Intermediate and complex reports are automatically redirected to IBM DB2 Analytics Accelerator for z/OS (powered by N3001-010 hardware or Mako). Price comparison of 3YR Total Cost of Acquisition (TCA) based on U.S. prices current as of December 31, 2014, including hardware, software, and maintenance. Used discounted pricing for competitor with 50% hardware discount and 75% software discount. Compared prices exclude applicable taxes, and are subject to change without notice. Competitor configuration: Full Unit including competitor recommended software options and features. IBM configuration: z13 platform with 1CP and 3 zIIPs with 128GB memory and DB2 Analytics Accelerator Full Rack (N3001-10) with 7 S-blades (140 Intel E5-2680v2 2.8GHz cores and 128GB RAM), 2 Hosts (1 active=1 passive) with 20 Intel E5-4650v2 2.4GHz cores each and 12 disk enclosures, each with 24 600GB SAS drives. Results may not be typical and will vary based on actual workload, configuration, applications, queries and other variables in a production environment. Users of this document should verify the applicable data for their specific environment.

z Systems complete solution – query acceleration, Big Data, BI, Predictive Analytics, and more

Data Store

DB2 for z/OS

Big Data (Hadoop)

InfoSphere BigInsights

Business Intelligence and Reporting

IBM Cognos Enterprise

Predictive Analytics, Modeling, Scoring

IBM SPSS

BLU Acceleration

DB2 LUW

IBM z Systems



DB2 Analytics Accelerator



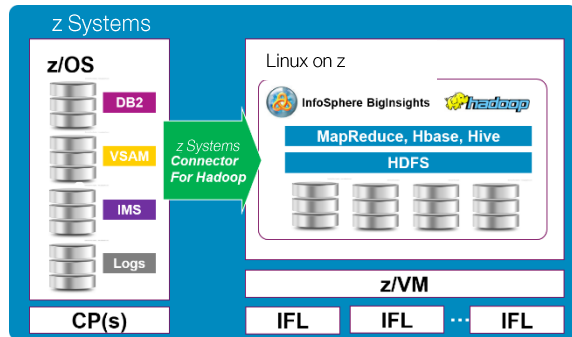
Competitive Project Office

Green boxes denote Linux on z software.
Blue denotes z/OS software. Cognos runs on both.

Hadoop, plus descriptive analytics, gives businesses a 360° view of their customers

Hadoop:

- A framework for “distributed” storage and processing of very large data sets across clusters of Linux on z guests
- Takes advantage of massively parallel processing
- Uses simple programming models based on MapReduce




IBM
BigInsights

Descriptive Analytics:

- Insight into what has happened
- Provides reports/dashboards
 - Aggregate and drill-down on data using different dimensional attributes such as by date, geography, demographics, etc.
- Visualize data using interactive charts, graphs, maps and other objects
- Runs on Linux on z and z/OS

IBM Cognos
Enterprise

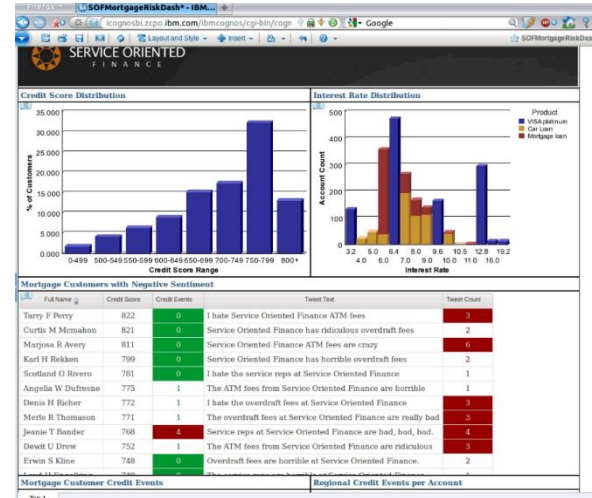
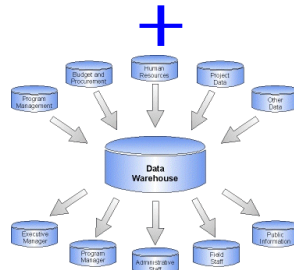


DEMO: 360° view, from sentiment analysis plus traditional customer data, is a important first step

- Use IBM BigInsights to identify good customers who have made complaints on Twitter
- Combine that Twitter data with mortgage data in the data warehouse
- Build a report with IBM Cognos Report Studio to show complete customer profile



Many businesses view this as important functionality, before getting deeper into analytics

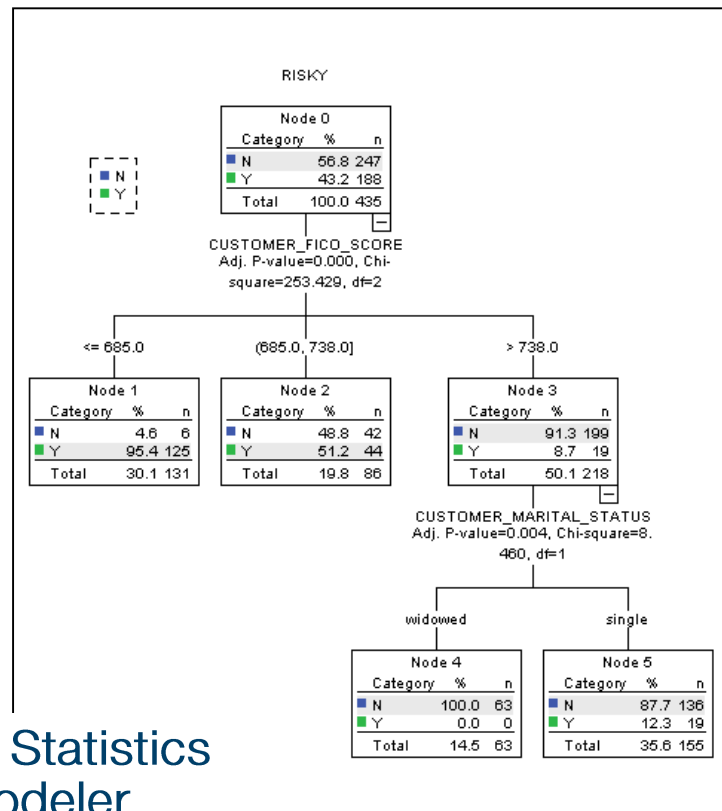


Predictive analytics truly opens up avenues for fast business insight

Predictive Analytics:

- Predicts what might happen
- Provides scores that helps in optimized decision support
 - Build models using historical data and mathematical algorithms such as clustering or classification
- Some models provide rules that can be integrated into business processes
- Runs on Linux on z

IBM SPSS Statistics
and Modeler



Scoring is used to determine how closely a new pattern matches a previously known pattern



Banking

Card: Use scoring to determine transaction risk based on spending history

Money laundering risk: Based on money wiring to multiple accounts keeping amount below threshold

Retail

Sales opportunity: Real-time scoring for target marketing



Government

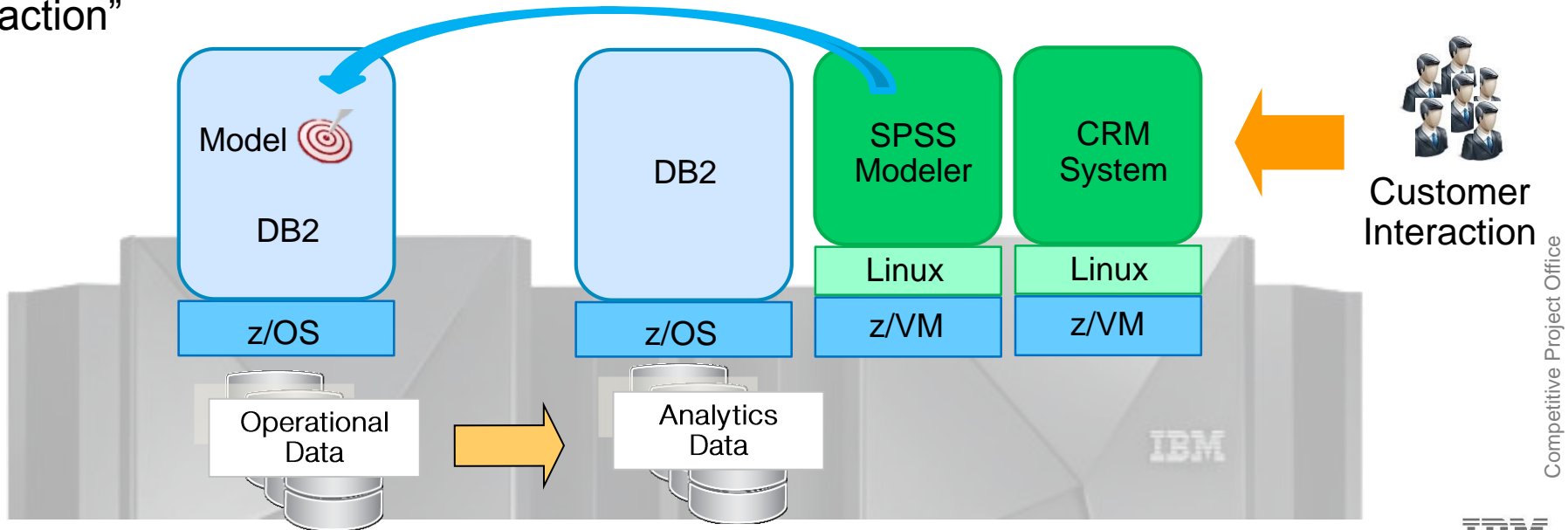
Compliance: Score to detect non-compliant behavior and tax evasion

Social Services: Assess likelihood that individual will need multiple agency support to proactively engage various agencies to create best outcome and manage costs



Predictive analytics feeds into in-transaction scoring to improve business outcomes

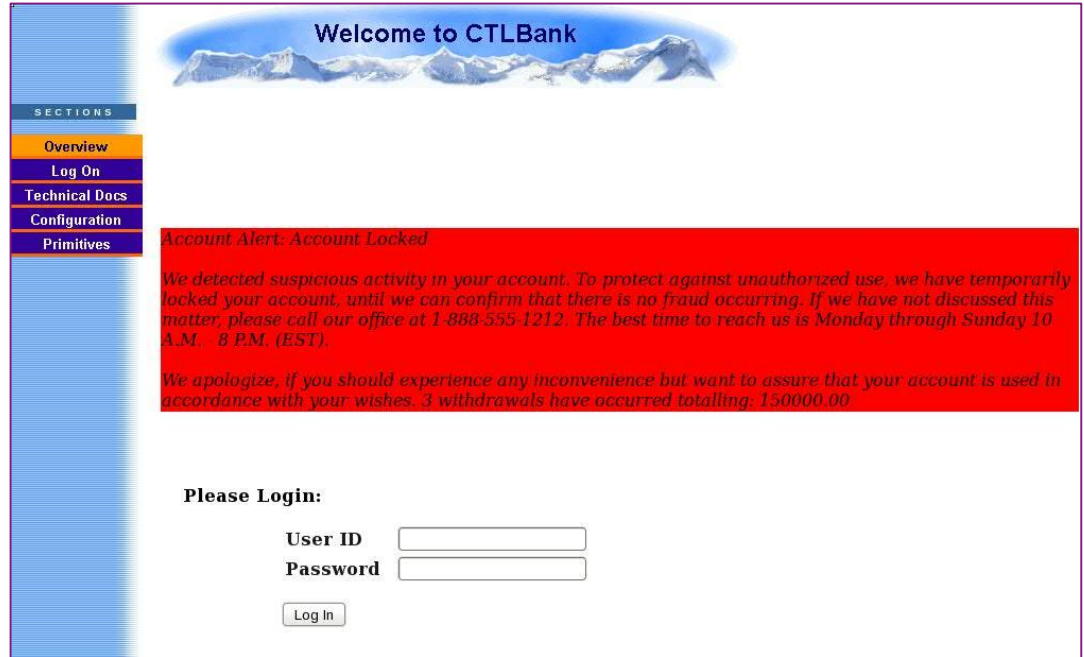
- Instantaneous and accurate decision based on real-time information or events
- Reduce risk by putting high risk customers on “watch”
- Increase satisfaction of valued customers by providing offers using “next-best action”



DEMO: Score online banking transactions for Next Best Action and Fraud Detection

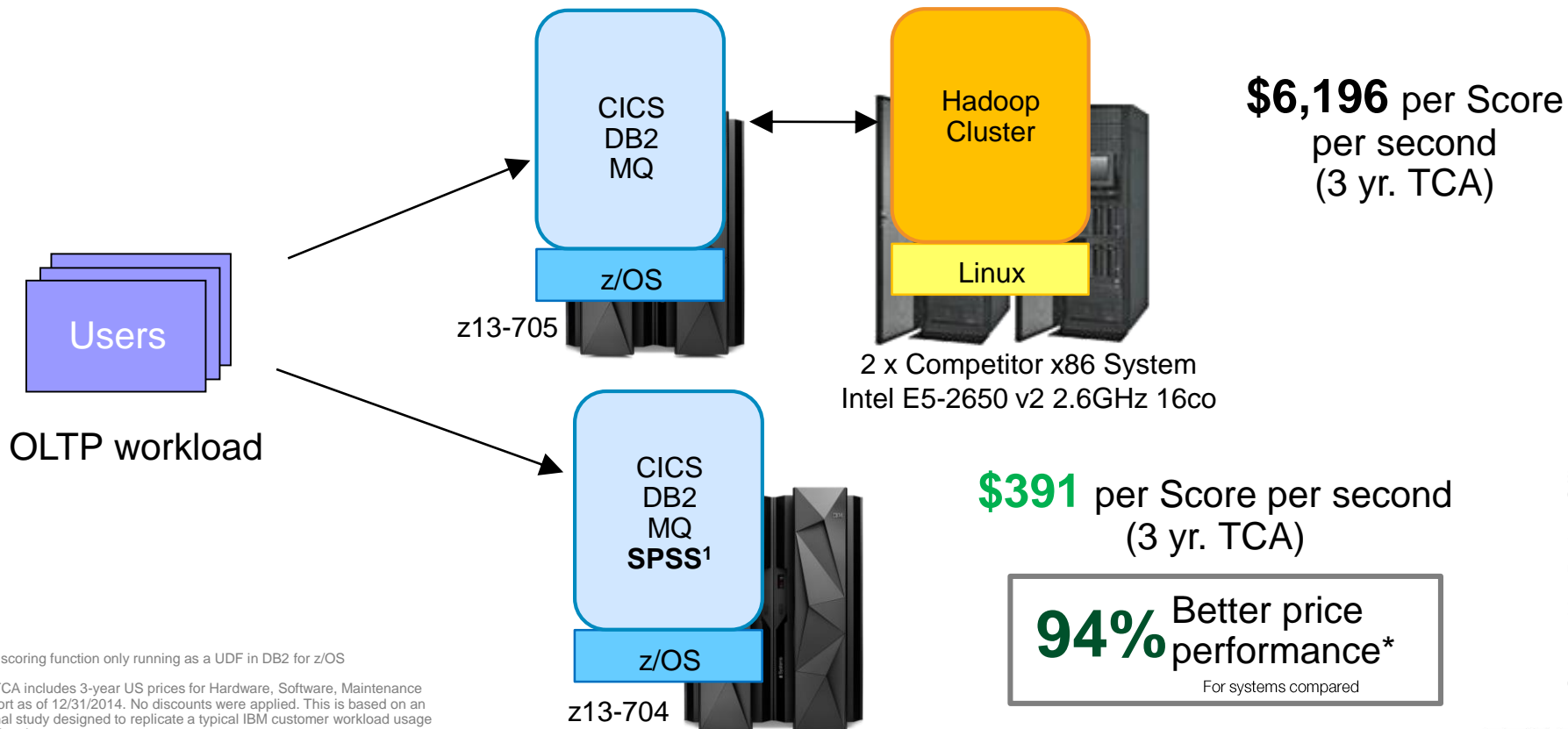
In-transaction scoring using SPSS Modeler and CICS/DB2 core banking workload

1. High value deposits with net balance between \$100-\$500K initiate wealth management service recommendation on welcome page
2. Multiple withdrawals within short period of time trigger fraud alert and lock the account



The screenshot shows the CTLBank website interface. At the top, it says "Welcome to CTLBank" with a mountain range image. On the left, there is a navigation menu with "SECTIONS" and options: "Overview", "Log On", "Technical Docs", "Configuration", and "Primitives". The main content area features a red alert box with the following text: "Account Alert: Account Locked", "We detected suspicious activity in your account. To protect against unauthorized use, we have temporarily locked your account, until we can confirm that there is no fraud occurring. If we have not discussed this matter, please call our office at 1-888-555-1212. The best time to reach us is Monday through Sunday 10 A.M. - 8 P.M. (EST).", and "We apologize, if you should experience any inconvenience but want to assure that your account is used in accordance with your wishes. 3 withdrawals have occurred totalling: 150000.00". Below the alert, there is a "Please Login:" section with input fields for "User ID" and "Password", and a "Log In" button.

On-platform scoring achieves 94% better price performance



\$6,196 per Score
per second
(3 yr. TCA)

2 x Competitor x86 System
Intel E5-2650 v2 2.6GHz 16co

\$391 per Score per second
(3 yr. TCA)

94% Better price
performance*

For systems compared

¹ Modeler scoring function only running as a UDF in DB2 for z/OS

* 3-Year TCA includes 3-year US prices for Hardware, Software, Maintenance and Support as of 12/31/2014. No discounts were applied. This is based on an IBM internal study designed to replicate a typical IBM customer workload usage in the marketplace.

When running Linux on z, accelerate data analysis with BLU Acceleration

Fast Answers. Simply Delivered.

What is BLU Acceleration?

- In-memory analytic database integrated into DB2 for Linux on z Systems
- Multiple IBM innovations
 - In-memory processing of columnar data without the limitations of memory size
 - Analyze compressed data with actionable compression
 - CPU Acceleration



BLU Acceleration

Analyze more data faster and more efficiently

Row-organized data can be inefficient for some analytic workloads

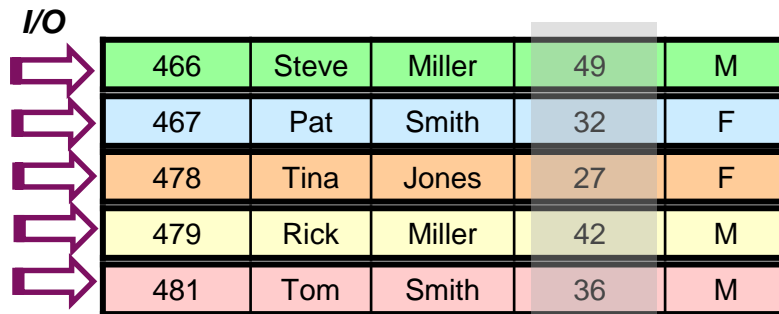
- Analytics queries often operate on only a small number or even a single column value across a very large number of rows
 - For example: MIN, MAX, SUM, COUNT, AVG
- Retrieving all column values is inefficient when only a small number of columns (maybe just 1) are needed

Row Organized Customer Table

	CUST_ID	FIRST	LAST	AGE	SEX
Row 1	466	Steve	Miller	49	M
Row 2	467	Pat	Smith	32	F
Row 3	478	Tina	Jones	27	F
Row...	479	Rick	Miller	42	M
Row N	481	Tom	Smith	36	M

Each colored row represents a data page

Query:
Select AVG(AGE) from Customer



Not efficient

AVG=37.2

Column-organized data is better suited and more efficient for some analytic workloads

- BLU Acceleration organizes data into columns
- Column values for many records are combined into “pages” and stored on disk
- One I/O operation (to disk or RAM) can retrieve a column value for many rows
- Great for analytical workloads
 - When SPECIFIC columns are accessed for MANY records
 - No indexes required – columns are essentially “self indexing”

Column Organized Customer Table

CUST_ID	FIRST	LAST	AGE	SEX
Col A	Col B	Col C	Col ...	Col N
466	Steve	Miller	49	M
467	Pat	Smith	32	F
478	Tina	Jones	27	F
479	Rick	Miller	42	M
481	Tom	Smith	36	M

Each colored column represents a data page

Query:

Select AVG(AGE) from Customer



49
32
27
42
36

AVG=37.2

Very Efficient

DEMO: BLU Acceleration in DB2 10.5

- Two fact tables each loaded with 250M records
 - Uncompressed data size = 25GB
 - BLU table, 4.8GB compressed (5.7x), 2.75GB buffer pool
 - Row-organized table, 7.26GB compressed (3.8x), 2.75GB buffer pool
- Compare performance of BLU Acceleration table vs. traditional row-organized table

<i>Query Description</i>	BLU Acceleration Advantage
Query 1 Count the total number of records in the fact table (250 million)	7x
Query 2 Calculate the average profit per sale for all 250 million records	8x

Analytics on z13 is simpler and faster, laying the foundation for digital business growth

SIMD technology

Speeds up processing for compute-intensive analytics workloads

10 TB Memory

Improves data buffering and in-memory analytics

Faster I/O

Reduces data transactional latency

2x Compression

Reduces CPU usage, reduces storage requirements, increases memory efficiency

SMT technology

Improves response time and throughput of data-driven workloads



z Systems – an exceptional System of Record and a first-class System of Insight

60+% zIIP offload
for z13+DB2 11

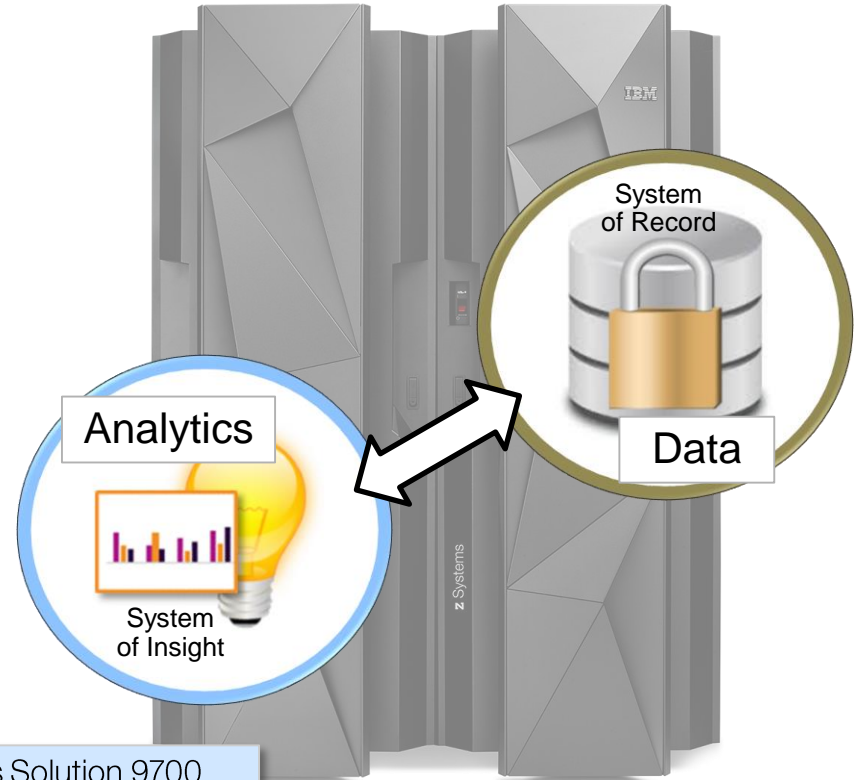
39% Higher throughput
for z13+DB2 11 than
previous version

3.8x Better cost per workload
for z13+ Analytics Accel.
than competition

94% Lower cost per through-
put with scoring on z

System
of Record

System
of Insight



Get deep discounts on software with the IBM zEnterprise Analytics Solution 9700