

eNetwork Communications Server Version 6.0 for  
Windows® NT® and  
eNetwork Personal Communications  
Version 4.3  
for Windows 95, Windows 98, and Windows NT



# Client/Server Communications Programming



eNetwork Communications Server Version 6.0 for  
Windows® NT® and  
eNetwork Personal Communications  
Version 4.3  
for Windows 95, Windows 98, and Windows NT



# Client/Server Communications Programming

**Note!**

Before using this information and the product it supports, read the general information in "Appendix G. Notices" on page 361.

**Third (January 1999)**

This level applies to Version 6.0 of IBM eNetwork Communications Server for Windows NT, Version 4.3 of Personal Communications for Windows 95, Windows 98, and Windows NT, and to all subsequent releases and modifications until otherwise indicated in new editions.

© **Copyright International Business Machines Corporation 1994, 1999. All rights reserved.**

Note to U.S. Government Users — Documentation related to restricted rights — Use, duplication or disclosure is subject to restrictions set forth in GSA ADP Schedule Contract with IBM Corp.

---

# Contents

<b>Figures</b> . . . . .	xi
<b>Tables</b> . . . . .	xiii
<b>About This Book</b> . . . . .	xv
Who Should Read This Book . . . . .	xvi
How to Use This Book . . . . .	xvi
Icons . . . . .	xvi
Conventions Used in This Book . . . . .	xvii
Text Conventions . . . . .	xvii
Number Conventions . . . . .	xvii
Double-Byte Character Set Support . . . . .	xviii
Where to Find More Information . . . . .	xviii
<hr/>	
<b>Part 1. APPC API</b> . . . . .	1
<b>Chapter 1. Introducing APPC</b> . . . . .	5
SNA Communications Support . . . . .	5
SNA LU Type 6.2 Support . . . . .	6
<b>Chapter 2. Fundamental APPC Concepts</b> . . . . .	7
What Is a Transaction Program? . . . . .	7
APPC Transaction Programs . . . . .	7
CPI Communications Transaction Programs . . . . .	8
Client Transaction Programs . . . . .	8
Server Transaction Programs . . . . .	8
What Is a Logical Unit? . . . . .	8
LU Types . . . . .	9
Dependent and Independent LUs . . . . .	9
What Is an LU Name? . . . . .	9
What Is a Session? . . . . .	9
What Is a Conversation? . . . . .	10
Relationships among Sessions, Conversations, and LUs . . . . .	11
Conversation Types . . . . .	12
Mapped Conversations . . . . .	12
Basic Conversations . . . . .	13
Examples of APPC Operations . . . . .	13
Types of APPC Conversations . . . . .	13
One-Way Conversation . . . . .	14
Confirmed-Delivery Conversation . . . . .	14
Inquiry Conversation . . . . .	14
Database Update Conversation . . . . .	15
Conversations That Have Errors . . . . .	15
Summary . . . . .	16
<b>Chapter 3. Using the Attach Manager</b> . . . . .	17
Differentiating between an Application and a Transaction Program . . . . .	18
Transaction Program Definitions . . . . .	18
Identifying the Transaction Program Name on Both Machines . . . . .	19
Defining Conversation Attributes . . . . .	19
Synchronization Level . . . . .	19
Conversation Type and Style . . . . .	20
Conversation Styles . . . . .	20

Conversation Security for an Incoming Allocation Request . . . . .	21
Conversation Security for an Outgoing Allocation Request . . . . .	21
Using the Attach Manager on Personal Communications and Communications Server . . . . .	21
Starting the Attach Manager . . . . .	21
Starting Programs with the Attach Manager . . . . .	22
Matching Incoming Allocation Requests with RECEIVE_ALLOCATE Verbs . . . . .	22
Nonqueued Programs . . . . .	23
Queued Programs . . . . .	23
Using the Attach Manager on Communications Server SNA API Clients . . . . .	25
Defining Transaction Programs for SNA API Clients . . . . .	25
Starting the SNA API Client Attach Manager . . . . .	26
<b>Chapter 4. Writing a Transaction Program . . . . .</b>	<b>27</b>
Application Protocols . . . . .	27
Available Program LU 6.2 Services . . . . .	27
Choosing a Conversation Type . . . . .	29
Consistency of Conversation Type . . . . .	30
Sending Data . . . . .	30
Receiving Data . . . . .	31
Reporting Errors and Abnormal Termination . . . . .	31
Sending an Error Log Data Record . . . . .	31
Abnormally Terminating because of a Timeout . . . . .	32
Requesting Confirmation . . . . .	32
Choosing Between Half—Duplex and Full—Duplex Conversations . . . . .	32
Choosing a Transaction Program Name . . . . .	32
Using the Security Features . . . . .	33
Partner LU Verification (Session-Level Security) . . . . .	33
End-User Verification (Conversation-Level Security) . . . . .	33
Converting between EBCDIC and ASCII. . . . .	33
<b>Chapter 5. Implementing APPC Transaction Programs . . . . .</b>	<b>35</b>
Writing Transaction Programs . . . . .	35
Option Sets Supported . . . . .	35
Full-Duplex VCBs . . . . .	37
Queue-Level Nonblocking . . . . .	37
Default Local LU . . . . .	39
QEL/MU Support . . . . .	39
<b>Chapter 6. Implementing CPI-C Programs . . . . .</b>	<b>41</b>
Writing CPIC Programs . . . . .	41
CPI-C Versions . . . . .	41
CPI-C Conformance Class Support . . . . .	42
CPI-C Functions . . . . .	46
Specifying Service TP Names . . . . .	48
<b>Chapter 7. APPC Entry Points . . . . .</b>	<b>49</b>
APPC . . . . .	50
WinAsyncAPPC() . . . . .	51
WinAsyncAPPCEX() . . . . .	53
WinAPPCCancelAsyncRequest() . . . . .	55
WinAPPCCancelBlockingCall() . . . . .	56
WinAPPCCleanup() . . . . .	57
WinAPPCCIsBlocking() . . . . .	58
WinAPPCCStartup() . . . . .	59
WinAPPCCSetBlockingHook() . . . . .	60
WinAPPCCUnhookBlockingHook() . . . . .	61

GetAppcConfig()	62
GetAppcReturnCode()	63
<b>Chapter 8. APPC Verbs</b>	<b>65</b>
Verb Control Blocks	65
Common Fields	65
APPC API Support	66
Verbs Supported	66
GET_TP_PROPERTIES	67
GET_TYPE	69
RECEIVE_ALLOCATE	71
SET_TP_PROPERTIES	74
TP_ENDED	77
TP_STARTED	79
[MC_]ALLOCATE	81
[MC_]CONFIRM	87
[MC_]CONFIRMED	91
[MC_]DEALLOCATE	93
[MC_]FLUSH	98
[MC_]GET_ATTRIBUTES	100
[MC_]PREPARE_TO_RECEIVE	103
[MC_]RECEIVE_AND_POST	106
[MC_]RECEIVE_AND_WAIT	111
[MC_]RECEIVE_EXPEDITED_DATA	116
[MC_]RECEIVE_IMMEDIATE	120
[MC_]REQUEST_TO_SEND	125
[MC_]SEND_CONVERSATION	127
[MC_]SEND_DATA	131
[MC_]SEND_ERROR	135
[MC_]SEND_EXPEDITED_DATA	139
[MC_]TEST_RTS	142
[MC_]TEST_RTS_AND_POST	144
<hr/>	
<b>Part 2. LUA API</b>	<b>147</b>
<b>Chapter 9. Fundamental Concepts of the IBM Conventional LU Application</b>	<b>151</b>
Understanding LUA and SNA	151
Connection Capabilities	151
LUA Application Programs	151
LUA Verbs	152
LUs, Local LUs, and Partner LUs	152
System Services Control Point (SSCP)	152
SNA Layers	152
Data Link Control Layer	152
Path Control Layer	153
Transmission Control Layer	153
Data Flow Control Layer	153
Presentation Services Layer	153
Using SNA Sessions	153
Prerequisites to an SNA Session	154
Starting Sessions	154
Transferring Data on an LU-LU Session	154
Stopping Sessions	155
Disconnecting the Host Link	156
Message Numbers	156
Restarting and Resynchronizing a Session	156

Using Protocols to Control Requests and Responses . . . . .	156
Using the Pacing Protocol . . . . .	157
Using the Half-Duplex Contention/Flip-Flop Protocol . . . . .	157
Using the Bracket Protocol. . . . .	158
Using the Data-Chaining Protocol . . . . .	158
Data Exchange Control Methods . . . . .	159
Flow Protocols . . . . .	159
Response Modes . . . . .	159
LUA Correlation Tables . . . . .	159
Exception Response Requests (RQEs) . . . . .	159
Session Profiles. . . . .	160
TS Profiles . . . . .	160
FM Profiles . . . . .	161
Using RUI LUA Verbs . . . . .	161
Verb Summary . . . . .	162
RUI Sessions . . . . .	162
Issuing RUI Verbs . . . . .	162
Asynchronous Verb Completion . . . . .	163
Sample LUA Communication Sequence . . . . .	163
BIND Checking . . . . .	165
Negative Responses and SNA Sense Codes . . . . .	166
Pacing . . . . .	166
Segmentation . . . . .	167
Courtesy Acknowledgments . . . . .	167
Purging Data to End of Chain . . . . .	167
Configuration. . . . .	167
LUA LU Pool (Optional) . . . . .	168
SNA API Client Considerations . . . . .	168
<b>Chapter 10. Features of the RUI LUA Verbs . . . . .</b>	<b>169</b>
Handling Exception Requests. . . . .	169
Changing the Verb Record. . . . .	169
Handling Bracket Bid Reject . . . . .	169
Minimizing LAN Traffic . . . . .	170
Reducing RUI_BID Usage . . . . .	170
Dealing with Suspensions . . . . .	170
Canceling RUI_INIT . . . . .	170
Canceling RUI_WRITE . . . . .	171
Canceling RUI_READ . . . . .	171
Ensuring Verb Completion . . . . .	171
Compressing Data. . . . .	171
Rules for Negotiating Data Compression Per Session. . . . .	171
Recovering from Session Failure . . . . .	172
<b>Chapter 11. Implementing LUA Programs . . . . .</b>	<b>175</b>
Writing LUA Programs . . . . .	175
Calling LUA Services. . . . .	175
Understanding Verb Record Contents. . . . .	176
Multiple Processes . . . . .	176
Multiple Threads . . . . .	176
LUA Verb Postings . . . . .	176
Converting to EBCDIC from ASCII . . . . .	177
<b>Chapter 12. RUI LUA Entry Points . . . . .</b>	<b>179</b>
RUI(). . . . .	180
WinRUI. . . . .	181



WinRUICleanup()	182
WinRUIGetLastInitStatus()	183
WinRUIStartup()	186
GetLuaReturnCode()	187
<b>Chapter 13. RUI Verbs</b>	189
LUA Verb Control Block Format	189
Common Verb Header	189
RUI_BID Data Structure	193
RUI_BID	194
RUI_INIT	199
RUI_PURGE	203
RUI_INIT_STATUS	206
RUI_READ	207
RUI_TERM	213
RUI_WRITE	216
<b>Chapter 14. SLI Entry Points</b>	221
SLI()	222
WinSLI	223
WinSLICleanup()	224
WinSLIStartup()	225
<b>Chapter 15. SLI Verbs</b>	227
SLI_BID	228
SLI_CLOSE	233
SLI_OPEN	236
SLI_PURGE	241
SLI_RECEIVE	243
SLI_SEND	248
SLI_BIND_ROUTINE	252
SLI_STSN_ROUTINE	254
SLI_SDT_ROUTINE	256
<hr/>	
<b>Part 3. Common Services API</b>	259
<b>Chapter 16. Common Services Entry Points</b>	261
Writing Common Services Programs	261
ACSSVC	262
WinCSV()	263
WinCSVCleanup()	264
WinAsyncCSV()	265
WinCSVStartup()	266
GetCsvReturnCode()	267
<b>Chapter 17. Common Services Verbs (CSV)</b>	269
GET_CP_CONVERT_TABLE	270
CONVERT	274
<hr/>	
<b>Part 4. EHNAPPC API</b>	277
<b>Chapter 18. EHNAPPC Application Program Interface</b>	281
Writing EHNAPPC Programs	281
EHNAPPC Routines	281
EHNAPPC_Allocate	281

EHNAPPC_Confirm . . . . .	282
EHNAPPC_Confirmed . . . . .	283
EHNAPPC_Deallocate . . . . .	283
EHNAPPC_ExtendedAllocate. . . . .	284
EHNAPPC_Flush . . . . .	285
EHNAPPC_GetAttributes . . . . .	285
EHNAPPC_GetCapabilities . . . . .	286
EHNAPPC_GetDefaultSystem . . . . .	287
EHNAPPC_IsRouterLoaded . . . . .	287
EHNAPPC_PrepareToReceive . . . . .	287
EHNAPPC_QueryConfiguredSystems . . . . .	288
EHNAPPC_QueryConvState . . . . .	288
EHNAPPC_QueryFullSystems . . . . .	289
EHNAPPC_QueryUserid . . . . .	289
EHNAPPC_QuerySystems. . . . .	290
EHNAPPC_ReceiveAndWait . . . . .	290
EHNAPPC_ReceiveImmediate . . . . .	291
EHNAPPC_RemoteProgramStart . . . . .	292
EHNAPPC_RqsToSend . . . . .	293
EHNAPPC_SendData . . . . .	293
EHNAPPC_SendError . . . . .	294
EHNAPPC_StartHostProgram . . . . .	294
EHNAPPC Structures . . . . .	295
AS400_SYS . . . . .	295
appctracap_hdr . . . . .	295
appctracap_mult. . . . .	296
appctracap_query . . . . .	296
Return Codes for the EHNAPPC API . . . . .	297
Running 16-Bit EHNAPPC Programs on Windows 95, Windows 98, and Windows NT . . . . .	298
<b>Chapter 19. Data Transform Windows Application Program Interface . . . . .</b>	<b>299</b>
Data Transform Windows API Routines . . . . .	299
EHNDT_ANSIToEBCDIC . . . . .	299
EHNDT_ASCToEBCDIC . . . . .	300
EHNDT_EBCDICToANSI . . . . .	300
EHNDT_EBCDICToASCII . . . . .	301
<b>Part 5. Java Programming Interfaces . . . . .</b>	<b>303</b>
<b>Chapter 20. Introduction to the Host Access Class Library for Java . . . . .</b>	<b>305</b>
What Is ECL? . . . . .	305
ECL Concepts . . . . .	306
Sessions . . . . .	306
Container Objects . . . . .	306
List Objects . . . . .	306
Events . . . . .	306
Error Handling . . . . .	307
Addressing (Rows, Columns, Positions) . . . . .	307
Installing ECL on the Communications Server for NT Server . . . . .	307
Installing ECL on the Communications Server for NT 32-Bit Windows Client . . . . .	308
Setting the Classpath. . . . .	309
ECL Codepage Converters . . . . .	309
ECL Samples . . . . .	309
Host Launchpad Sample . . . . .	309
Miscellaneous Samples . . . . .	311

<b>Chapter 21. Using CPIC-C for Java</b> . . . . .	313
What is CPI-C for Java? . . . . .	313
Installing CPI-C for Java . . . . .	313
CPI-C for Java Samples . . . . .	314
Client Sample . . . . .	314
Server Sample . . . . .	316
<hr/>	
<b>Part 6. Appendixes</b> . . . . .	319
<b>Appendix A. APPC Common Return Codes</b> . . . . .	321
<b>Appendix B. LUA Verb Return Codes</b> . . . . .	325
Primary Return Codes . . . . .	325
Secondary Return Codes . . . . .	326
<b>Appendix C. APPC Conversation State Transitions</b> . . . . .	339
<b>Appendix D. Communications Server Service Location Protocol</b> . . . . .	345
Discovery and Load Balancing APIs . . . . .	345
Structure . . . . .	345
Scenarios . . . . .	345
DA-Discovery timeout . . . . .	351
SA Multicast timeout . . . . .	351
Administrator Help information . . . . .	352
Scope . . . . .	352
How Scope is used? . . . . .	352
Load Balancing Weight Factor . . . . .	352
<b>Appendix E. Service Templates</b> . . . . .	353
Comm Server Service Template . . . . .	353
Comm Server Service Registration Message . . . . .	353
Dependent LU Service Template . . . . .	354
Dependent LU Service Registration Message . . . . .	354
TN3270 Service Template . . . . .	355
TN3270 Service Registration Message . . . . .	356
TN5250 Service Template . . . . .	356
TN5250 Service Registration Message . . . . .	357
LU6.2 Service Template . . . . .	358
LU6.2 Service Registration Message . . . . .	358
<b>Appendix F. DLL Version Information</b> . . . . .	359
32-Bit Windows DLLs . . . . .	359
<b>Appendix G. Notices</b> . . . . .	361
<b>Appendix H. Trademarks</b> . . . . .	363
<b>Index</b> . . . . .	365
<b>Readers' Comments — We'd Like to Hear from You</b> . . . . .	371



---

## Figures

1.	Personal Communications or Communications Server APPC Implementation . . . . .	5
2.	A Session between Two LUs . . . . .	10
3.	Parts of a Conversation . . . . .	10
4.	A Conversation between Two Transaction Programs . . . . .	11
5.	Parallel Sessions between LUs . . . . .	11
6.	Relationships between Programs and LUs . . . . .	12
7.	Attach Manager Function in APPC . . . . .	17
8.	Testing Verb Completion. . . . .	171



---

## Tables

1. LU 6.2 Operations . . . . .	13
2. Actions in One-Way Conversation . . . . .	14
3. Actions in Confirmed-Delivery Conversation . . . . .	14
4. Actions in Inquiry Conversation . . . . .	14
5. Actions in Database Update Conversation . . . . .	15
6. Inquiry Conversation with Error . . . . .	15
7. Verb Processing and Transaction Program Name Configuration . . . . .	24
8. Header Files and Libraries for APPC . . . . .	35
9. Header Files and Libraries for CPIC . . . . .	41
10. Personal Communications and Communications Server Client Support of CPI-C Functions . . . . .	46
11. Clearing of RQEs . . . . .	160
12. TS Profile Characteristics . . . . .	160
13. FM Profile Characteristics . . . . .	161
14. RUI Verb Conditions . . . . .	163
15. Header Files and Libraries for RUI APIs for Operating Systems . . . . .	175
16. Header Files and Libraries for SLI APIs . . . . .	175
17. Parameter Settings Based on Message Type . . . . .	250
18. Header Files and Libraries for Operating Systems . . . . .	261
19. Header Files and Libraries for Operating Systems . . . . .	281
20. Return Codes. . . . .	297
21. Header Files and Libraries for APPC . . . . .	306
22. APPC Half-Duplex Conversation State Transitions . . . . .	339
23. APPC Full-Duplex Conversation State Transitions . . . . .	341
24. Service Type/Port Information . . . . .	346
25. CM_CSLLIST_GETII Primitive . . . . .	349
26. CM_CSLLIST_GETII Primitive . . . . .	349
27. Flags values (from cmi.h) . . . . .	349
28. AgentType values (from csobjtyp.h) . . . . .	349
29. FilterList_t (if Flags = CMCsListFlag_LBPool) . . . . .	350
30. FilterList_t (if Flags = zero   Flags = CMCsListFlag_LBFilters) . . . . .	350
31. Filter_t . . . . .	350
32. FilterType values (from cmi.h). . . . .	350
33. CM_CSLLIST_GETII_ACK Primitive . . . . .	350
34. Server Information structure in CM_CSLLIST_GETII_ACK Primitive . . . . .	351
35. CM_CSLLIST_GETII_ERR Primitive . . . . .	354





---

## About This Book

This book is for users of client and server applications provided by IBM eNetwork Communications Server for Windows NT and IBM eNetwork Personal Communications for Windows 95, Windows 98, and Windows NT. Client APIs are provided for Windows 95, Windows 98, Windows NT, Windows 3.1, and OS/2 platforms.

IBM eNetwork Communications Server for Windows NT (referred to in this book as *Communications Server*) is a communications services platform. This platform provides a wide range of services for Windows NT workstations that communicate with host computers and with other workstations. Communications Server users can choose from among a variety of remote connectivity options.

IBM eNetwork Personal Communications for Windows 95, Windows 98, and Windows NT (referred to in this book as *Personal Communications*) is a full-function emulator. In addition to host terminal emulation, it provides these useful features:

- File transfer
- Dynamic configuration
- An easy-to-use graphical interface
- APIs for SNA-based client applications
- An API allowing TCP/IP-based applications to communicate over an SNA-based network.

In most instances, developing programs for Personal Communications and Communications Server and their clients is very similar in that they each support many of the same verbs. However, there are some differences. These differences are denoted in this book with special icons; see “Icons” on page xvi for specific details. Throughout this book, Personal Communications and Communications Server program names are used when information applies to both. When only the Personal Communications program or only the Communications Server program applies, then the specific program name is used.

This book is divided into four parts.

- Part 1. APPC API, describes how to develop programs that use the Personal Communications and Communications Server advanced program-to-program communications (APPC) interface. APPC refers to an implementation of Systems Network Architecture (SNA) for logical unit (LU) type 6.2. Throughout this book, unless otherwise noted, APPC represents the Personal Communications and Communications Server implementation of APPC.  
APPC provides a distributed transaction processing capability in which two or more programs cooperate to carry out some processing function. This capability involves communication between the programs so they can share resources, such as processor cycles, databases, work queues, and physical interfaces such as keyboards and displays.
- Part 2. LUA API, describes how to develop programs that use the IBM conventional logical unit application (LUA) interface (in this book LUA also refers to request unit interface {RUI}), which gives access to SNA LU types 0, 1, 2, and 3.
- Part 3. Common Services API, includes the verbs that make up the Common Services API.
- Part 4. EHNAPPC API, includes the functions, structures, and return codes for the Enhanced APPC Interface.

In this book, *Windows* refers to Windows 95, Windows 98, and Windows NT. Throughout this book, *windows* refers to all supported personal computers. When only one model or architecture of the personal computer is referred to, only that type is specified.

For Communications Server, it is assumed that you are using NT V4.0 as your base operating system. For Personal Communications, it is assumed you are using Windows 95, Windows 98, or Windows NT as your base operating system.

---

## Who Should Read This Book

This book is intended for programmers and developers who are writing either APPC or LUA applications.

This book assumes the reader is familiar with *SNA Transaction Programmer's Reference Manual for LU Type 6.2*.

---

## How to Use This Book

- Chapter 1. Introducing APPC, describes advanced program-to-program communications (APPC).
- Chapter 2. Fundamental APPC Concepts, describes APPC transaction programs.
- Chapter 3. Using the Attach Manager, describes how to use the attach manager.
- Chapter 4. Writing a Transaction Program, describes how to write a transaction program.
- Chapter 5. Implementing APPC Transaction Programs, describes the APPC extensions.
- Chapter 6. Implementing CPI-C Programs, describes CPI-C programs.
- Chapter 7. APPC Entry Points, describes the procedure entry points for the APPC API.
- Chapter 8. APPC Verbs, describes the syntax of each APPC verb. A copy of the structure that holds the information for each verb is included and each entry is described, followed by a list of possible return codes.
- Chapter 9. Fundamental Concepts of the IBM Conventional LU Application, describes the fundamental LUA programming concepts in this book.
- Chapter 10. Features of the RUI LUA Verbs, describes the features of LUA verbs.
- Chapter 11. Implementing LUA Programs, describes some of the aspects of writing LUA application programs.
- Chapter 12. RUI LUA Entry Points, describes procedure entry points for LUA.
- Chapter 13. RUI Verbs, describes details for each LUA verb.
- Chapter 16. Common Services Entry Points, describes procedure entry points.
- Chapter 17. Common Services Verbs (CSV), describes common services verbs.
- Chapter 18. EHNAPPC Application Program Interface, describes the EHNAPPC API.
- Chapter 19. Data Transform Windows Application Program Interface, describes data transform windows APIs.
- Chapter 20. Introduction to the Host Access Class Library for Java, describes the Host Access Class Library for Java and its relationship to both 3270 and 5250 using Java classes.
- Chapter 21. Using CPIC-C for Java, describes the CPI-C for Java API.
- Appendix A. APPC Common Return Codes, contains descriptions of the common return codes.
- Appendix B. LUA Verb Return Codes, contains descriptions of the LUA common return codes.
- Appendix C. APPC Conversation State Transitions, describes the conversation states in which each APPC verb can be issued, and the state change that occurs on completion of the verb.
- Appendix D. Communications Server Service Location Protocol, describes how the application program developer can now locate services and load balance among services using the TCP/IP protocol.
- Appendix F. DLL Version Information, contains 32-bit Windows DLL version information.

## Icons

This book uses *icons* in the text to help you find different types of information.



This icon represents information that applies to basic APPC verbs. See Chapter 8. APPC Verbs for more information on basic verbs.



This icon represents information that applies to mapped APPC verbs. See Chapter 8. APPC Verbs for more information on mapped verbs.



This icon represents a note, important information that can affect the operation of Personal Communications or Communications Server, or the completion of a task.



This icon appears when the information applies only to the Personal Communications program.



This icon appears when the information applies only to the Communications Server program.

## Conventions Used in This Book

The following conventions are used throughout the Personal Communications and Communications Server libraries. Some of the conventions listed might not be used in this particular book.

### Text Conventions

<b>Bold</b>	Bold type indicates verbs, functions, and parameters that you can use in a program or at a command prompt. These values are case sensitive and should be entered exactly as they appear in the text.
<i>Italics</i>	Italic type indicates the following things: <ul style="list-style-type: none"> <li>• A variable that you supply a value for.</li> <li>• The names of window controls, such as lists, check boxes, entry fields, push buttons, and menu choices. They appear in the text as they appear in the window.</li> <li>• Book titles.</li> <li>• A letter is being used as a letter or a word is being used as a word. <b>Example:</b> When you see an <i>a</i>, make sure it is not supposed to be an <i>an</i>.</li> </ul>
<b><i>Bold italics</i></b>	Bold italic type is used to emphasize a word.
UPPERCASE	Uppercase indicates constants, file names, keywords, and options that you can use in a program or at a command prompt. You can enter these values in uppercase or lowercase.
Double quotation marks	Double quotation marks indicate messages you see in a window. An example of this would be the messages that appear in the operator information area (OIA) of an emulator session.
Example type	Example type indicates information that you are instructed to type at a command prompt or in a window.

### Number Conventions

Binary numbers	Represented as BX'xxxx xxxx' or BX'x' except in certain instances where they are represented with text ("A value of binary xxxx xxxx is...").
Bit positions	Start with 0 at the rightmost position (least significant bit).

---

Decimal numbers	Decimal numbers over 4 digits are represented in metric style. A space is used rather than a comma to separate groups of 3 digits. For example, the number sixteen thousand, one hundred forty-seven is written 16 147.
Hexadecimal numbers	Represented in text as hex xxxx or X'xxxx' ("The address of the adjacent node is hex 5D, which is specified as X'5d'")

---

## Double-Byte Character Set Support

Personal Communications and Communications Server support double-byte character sets (DBCS), in which each character is represented by 2 bytes. Languages such as Japanese, Chinese, and Korean, which contain more symbols than can be represented by 256 code points, require double-byte character sets. Because each character requires 2 bytes, the typing, displaying, and printing of DBCS characters require hardware and programs that support DBCS.

Where information applies specifically to DBCS, it is noted in this information unit.

ASCII refers to PC single-byte code in this book. ASCII should be considered as JISCII in Japan.

---

## Where to Find More Information



For more information, see *Quick Beginnings*, which contains a complete description of both the Communications Server library and related publications.

To view a specific book after Communications Server has been installed, use the following path from your desktop:

1. Programs
2. IBM Communications Server
3. Documentation
4. Choose from the list of books

The Communications Server books are in Portable Document Format (PDF), which is viewable with the Adobe Acrobat Reader. If you do not have a copy of this program on your machine, you can install it from the Documentation list.

The Communications Server home page on the Internet has general product information as well as service information about APARs and fixes. To get the home page, using an Internet browser such as IBM Web Explorer, go to the following URL:

**<http://www.software.ibm.com/enetwork/commserver/about/csnt.html>**



For more information, see *Quick Beginnings*, which contains a complete description of both the Personal Communications library and related publications.

To view a specific book after Personal Communications has been installed, use the following path from your desktop:

1. Programs
2. IBM Personal Communications
3. Documentation
4. Choose from the list of books

The Personal Communications books are in Portable Document Format (PDF), which is viewable with the Adobe Acrobat Reader. If you do not have a copy of this program on your machine, you can install it from the eNetwork Personal Communications CD-ROM.

The Personal Communications home page on the Internet has general product information as well as service information about APARs and fixes. To get the home page, using an Internet browser such as IBM Web Explorer, go to the following URL:

**<http://www.software.ibm.com/enetwork/pcomm/>**

The complete *IBM Software Glossary* is available on the World Wide Web at **[www.networking.ibm.com/nsg/nsgmain.htm](http://www.networking.ibm.com/nsg/nsgmain.htm)**.



---

## Part 1. APPC API

<b>Chapter 1. Introducing APPC</b> . . . . .	5
SNA Communications Support . . . . .	5
SNA LU Type 6.2 Support . . . . .	6
<b>Chapter 2. Fundamental APPC Concepts</b> . . . . .	7
What Is a Transaction Program? . . . . .	7
APPC Transaction Programs . . . . .	7
CPI Communications Transaction Programs . . . . .	8
Client Transaction Programs . . . . .	8
Server Transaction Programs. . . . .	8
What Is a Logical Unit? . . . . .	8
LU Types . . . . .	9
Dependent and Independent LUs . . . . .	9
What Is an LU Name? . . . . .	9
What Is a Session? . . . . .	9
What Is a Conversation? . . . . .	10
Relationships among Sessions, Conversations, and LUs. . . . .	11
Conversation Types . . . . .	12
Mapped Conversations . . . . .	12
Basic Conversations . . . . .	13
Examples of APPC Operations . . . . .	13
Types of APPC Conversations . . . . .	13
One-Way Conversation . . . . .	14
Confirmed-Delivery Conversation . . . . .	14
Inquiry Conversation . . . . .	14
Database Update Conversation . . . . .	15
Conversations That Have Errors . . . . .	15
Summary . . . . .	16
<b>Chapter 3. Using the Attach Manager</b> . . . . .	17
Differentiating between an Application and a Transaction Program . . . . .	18
Transaction Program Definitions. . . . .	18
Identifying the Transaction Program Name on Both Machines . . . . .	19
Defining Conversation Attributes. . . . .	19
Synchronization Level . . . . .	19
Conversation Type and Style . . . . .	20
Conversation Styles . . . . .	20
Conversation Security for an Incoming Allocation Request . . . . .	21
Conversation Security for an Outgoing Allocation Request . . . . .	21
Using the Attach Manager on Personal Communications and Communications Server . . . . .	21
Starting the Attach Manager . . . . .	21
Starting Programs with the Attach Manager . . . . .	22
Matching Incoming Allocation Requests with RECEIVE_ALLOCATE Verbs . . . . .	22
Nonqueued Programs . . . . .	23
Queued Programs . . . . .	23
Using the Attach Manager on Communications Server SNA API Clients . . . . .	25
Defining Transaction Programs for SNA API Clients . . . . .	25
Starting the SNA API Client Attach Manager . . . . .	26
<b>Chapter 4. Writing a Transaction Program</b> . . . . .	27
Application Protocols . . . . .	27
Available Program LU 6.2 Services . . . . .	27
Choosing a Conversation Type . . . . .	29

Consistency of Conversation Type . . . . .	30
Sending Data . . . . .	30
Receiving Data . . . . .	31
Reporting Errors and Abnormal Termination . . . . .	31
Sending an Error Log Data Record . . . . .	31
Abnormally Terminating because of a Timeout . . . . .	32
Requesting Confirmation . . . . .	32
Choosing Between Half—Duplex and Full—Duplex Conversations . . . . .	32
Choosing a Transaction Program Name . . . . .	32
Using the Security Features . . . . .	33
Partner LU Verification (Session-Level Security) . . . . .	33
End-User Verification (Conversation-Level Security) . . . . .	33
Converting between EBCDIC and ASCII. . . . .	33
<b>Chapter 5. Implementing APPC Transaction Programs . . . . .</b>	<b>35</b>
Writing Transaction Programs . . . . .	35
Option Sets Supported . . . . .	35
Full-Duplex VCBs . . . . .	37
Queue-Level Nonblocking . . . . .	37
Default Local LU . . . . .	39
QEL/MU Support . . . . .	39
<b>Chapter 6. Implementing CPI-C Programs . . . . .</b>	<b>41</b>
Writing CPIC Programs . . . . .	41
CPI-C Versions . . . . .	41
CPI-C Conformance Class Support . . . . .	42
CPI-C Functions . . . . .	46
Specifying Service TP Names . . . . .	48
<b>Chapter 7. APPC Entry Points . . . . .</b>	<b>49</b>
APPC . . . . .	50
WinAsyncAPPC() . . . . .	51
WinAsyncAPPCEX() . . . . .	53
WinAPPCCancelAsyncRequest() . . . . .	55
WinAPPCCancelBlockingCall() . . . . .	56
WinAPPCCleanup() . . . . .	57
WinAPPCCIsBlocking() . . . . .	58
WinAPPCCStartup() . . . . .	59
WinAPPCCSetBlockingHook() . . . . .	60
WinAPPCCUnhookBlockingHook() . . . . .	61
GetAppcConfig() . . . . .	62
GetAppcReturnCode() . . . . .	63
<b>Chapter 8. APPC Verbs . . . . .</b>	<b>65</b>
Verb Control Blocks . . . . .	65
Common Fields . . . . .	65
APPC API Support . . . . .	66
Verbs Supported . . . . .	66
GET_TP_PROPERTIES . . . . .	67
GET_TYPE . . . . .	69
RECEIVE_ALLOCATE . . . . .	71
SET_TP_PROPERTIES. . . . .	74
TP_ENDED . . . . .	77
TP_STARTED . . . . .	79
[MC_]ALLOCATE . . . . .	81
[MC_]CONFIRM . . . . .	87



[MC_]CONFIRMED . . . . .	91
[MC_]DEALLOCATE . . . . .	93
[MC_]FLUSH. . . . .	98
[MC_]GET_ATTRIBUTES . . . . .	100
[MC_]PREPARE_TO_RECEIVE. . . . .	103
[MC_]RECEIVE_AND_POST . . . . .	106
[MC_]RECEIVE_AND_WAIT . . . . .	111
[MC_]RECEIVE_EXPEDITED_DATA . . . . .	116
[MC_]RECEIVE_IMMEDIATE. . . . .	120
[MC_]REQUEST_TO_SEND . . . . .	125
[MC_]SEND_CONVERSATION . . . . .	127
[MC_]SEND_DATA . . . . .	131
[MC_]SEND_ERROR. . . . .	135
[MC_]SEND_EXPEDITED_DATA . . . . .	139
[MC_]TEST_RTS . . . . .	142
[MC_]TEST_RTS_AND_POST . . . . .	144



---

# Chapter 1. Introducing APPC

Personal Communications and Communications Server provide Advanced Peer-to-Peer Networking (APPN) end-node support for workstations, enabling them to communicate more flexibly with other systems in the network.

Personal Communications and Communications Server provide advanced program-to-program communications (APPC) to support communications between distributed processing programs, called *transaction programs* (TPs). APPN extends this capability to a networking environment. The transaction programs can be located at any node in the network that provides APPC.

Personal Communications and Communications Server improve APPC throughput in local area network (LAN) environments and supports APPC over various protocols such as: IBM Token-Ring Network, Synchronous Data Link Control (SDLC), Twinaxial, and Ethernet.

**Note:** Included in the chapters of Part 1 of this book is information on the APPC API provided by the following systems:

- Communications Server running on Windows NT
- SNA API clients for OS/2, Windows NT, Windows 95, Windows 98, and Windows 3.1 that are delivered with Communications Server
- Personal Communications for Windows 95, Windows 98, and Windows NT

When there are differences between the support provided by these systems, it is noted.

Figure 1 illustrates the functional structure of an implementation of APPC for either Personal Communications or Communications Server.

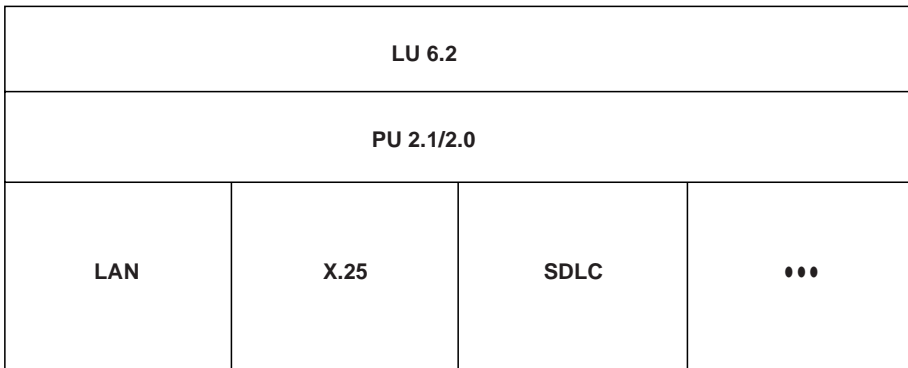


Figure 1. Personal Communications or Communications Server APPC Implementation

---

## SNA Communications Support

Personal Communications and Communications Server support Systems Network Architecture (SNA) type 2.1 nodes (including SNA type 2.0 and SNA type 2.1 support for logical units [LUs] other than SNA LU 6.2). This support lets you write programs to communicate with many other IBM SNA products.

You can write programs without knowing the details of the underlying network. All you need to know is the name of the partner LU; you do not need to know its location. SNA determines the partner LU location and the best path for routing data. A change to the underlying network, the addition of a new adapter, or the relocation of a machine, does not affect APPC programs. A program might, however, need to establish link connections over switched SDLC connections.

When Personal Communications or Communications Server starts, it establishes local LU and logical link definitions, which are stored in a configuration file. The system management application programming interface (API) provides functions that control configuration definition and adapter and link activation. Refer to *System Management Programming* for information about these functions. Users can use the configuration and node operations functions while runs. Refer to *Quick Beginnings* and *System Management Programming* for more information about configuration and node operations.

---

## **SNA LU Type 6.2 Support**

LU 6.2 is an architecture for program-to-program communications. Personal Communications and Communications Server support all base LU 6.2 functions. Some of the optional SNA LU 6.2 functions are:

- Basic and mapped conversations
- Half-duplex or full-duplex conversation styles
- Synchronization level of confirm
- Security support at session and conversation levels
- Multiple LUs
- Parallel sessions, including the ability to use a remote system to change the number of sessions

---

## Chapter 2. Fundamental APPC Concepts

This book describes the APPC API supported by Personal Communications and Communications Server. Its purpose is to provide:

- A brief overview of the structure of the APPC API
- Reference information about the specific syntax of the verbs that flow across the interface

---

### What Is a Transaction Program?

A transaction program is a block of code, or part of an application program, that uses APPC communications functions. Application programs use these functions to communicate with application programs on other systems that support APPC. A transaction program has a 64-byte name (**tp\_name**).

Your transaction program can obtain LU 6.2 services through either of the following APIs:

- APPC—Advanced Program-to-Program Communication allows transaction programs to exchange information across an IBM SNA network using the syntax and verbs defined by IBM for using an LU 6.2 session.
- CPI-C—Common Programming Interface for Communications (CPI-C) allows transaction programs to exchange information across an IBM SNA network using the syntax, defined by IBM in the Common Programming Interface component of the SAA, for using an LU 6.2 session. Because this API is implemented for many platforms, CPI-C applications can be easily ported.

Transaction programs issue APPC verbs to invoke APPC functions. See “Chapter 5. Implementing APPC Transaction Programs” on page 35, for details about how transaction programs issue APPC verbs. Transaction programs can issue CPI Communications calls to invoke CPI Communications functions. The CPI Communications calls let application programs take advantage of the consistency that SAA provides. See “CPI Communications Transaction Programs” on page 8 for information about the CPI Communications calls.

Programs do not need to be written to the same LU 6.2 API in order to communicate with each other. In particular, a transaction program written to the APPC API can communicate with a transaction program written to CPI-C.

### APPC Transaction Programs

An APPC transaction program is not an application; it is a section of an application. A single application can contain many transaction programs. Every transaction program has a unique 8-byte identification number (**tp\_id**).

APPC supplies verbs that start and stop transaction programs within applications. APPC also supplies a full set of conversation verbs that you can use to implement the function of your transaction program.

A transaction program issues a request to APPC, in the form of a verb, to perform some action for an application program. A verb is a formatted request that a transaction program issues and APPC executes. A program uses APPC verb sequences to communicate with another program. Two programs that communicate with each other can be located at different systems or on the same system.

When a transaction program exchanges data with another transaction program, they are called *partner* transaction programs.

## CPI Communications Transaction Programs

A CPI Communications transaction program is similar to an APPC transaction program; both types of transaction programs use APPC support. Rather than issuing verbs, however, a CPI Communications transaction program invokes each CPI Communications function with a call to the function that passes the appropriate parameters on the call.

Most CPI Communications calls correspond to APPC verbs. For example, the calls that allocate outbound conversations and accept (receive) conversations, and the calls that send and receive data on the conversation, provide functions that are similar to those of the corresponding APPC verbs. The exceptions are the calls that initialize a conversation before allocating the conversation and the calls that set and extract individual conversation characteristics.

Refer to *CPI Communications Reference* for details about the support that Communications Server provides for CPI Communications programs.

## Client Transaction Programs

Typically, a program begins a conversation because it requires a service from another program. This program is called a client transaction program. The client transaction program requests the conversation through the LU 6.2 API.

Often the client transaction program is started by a human user; however, the client transaction program could actually be a server transaction program responding to another program's request. In any conversation, the client transaction program is always running before the conversation begins. The client transaction program startup and termination are not directly related to the conversation. The client transaction program initiates the conversation, and it can continue to run after the conversation is over.

## Server Transaction Programs

The server transaction program delivers the service that is requested by the client transaction program.

The server transaction program can run continuously, waiting for clients to begin conversations with it. But frequently, the server transaction program handles a single transaction, and is started by the APPC API to handle one specific conversation. The server transaction program begins execution when a conversation is requested, and it terminates when the conversation is finished.

An important feature of the LU 6.2 architecture is that it can start server transaction programs when client transaction programs request them. You can design your server programs according to this model and arrange for them to be started on demand.

---

## What Is a Logical Unit?

Every transaction program gains access to an SNA network through a *logical unit* (LU). An LU is SNA software that accepts verbs from your programs and acts on those verbs. A transaction program issues APPC verbs to its LU. These verbs cause commands and data to flow across the network to a partner LU. An LU also acts as an intermediary between the transaction programs and the network to manage the exchange of data between transaction programs. A single LU can provide services for multiple transaction programs. Multiple LUs can be active simultaneously.

## LU Types

Personal Communications and Communications Server support LU types 0, 1, 2, 3, and 6.2. LU types 0, 1, 2, and 3 support communication between host application programs and different kinds of devices, such as terminals and printers. Refer to Part 2. LUA API, for details on writing these programs.

LU 6.2 supports communication between two programs located at type 5 subarea nodes, type 2.1 peripheral nodes, or both, and between programs and devices. APPC is an implementation of the LU 6.2 architecture, which is described in this part of the book.

Communication occurs only between LUs of the same LU type. For example, an LU 2 communicates with another LU 2; it does not communicate with an LU 3.

## Dependent and Independent LUs

A *dependent LU* depends on a system services control point (SSCP) to activate a session. A dependent LU needs an active SSCP-LU session, which the dependent LU uses to start an LU-LU session with an LU in a subarea node. A dependent LU can have only one session at a time with the subarea LU. For communications with a transaction program at a subarea node, each dependent LU can have only one conversation at a time, and each dependent LU can support communications for only one transaction program at a time.

An *independent LU* does not depend on an SSCP to activate a session. An independent LU supports multiple concurrent sessions with other LUs in a subarea node, so you can have multiple conversations and support multiple transaction programs for communications with subarea transaction programs. LUs between peripheral nodes also use this support.

The distinction between a dependent LU and an independent LU is meaningful only when discussing a session between an LU in a peripheral node and an LU in a subarea node. Otherwise, dependent and independent LUs both support multiple concurrent sessions and conversations when communicating between type 2.1 peripheral nodes (for example, between two workstations). Personal Communications or Communications Server LUs can support a single session with a dependent LU or multiple sessions with an independent LU.

## What Is an LU Name?

An LU is a point of access to the Systems Network Architecture (SNA) network. An LU has a name and other characteristics that are *configured* (formally recorded) throughout the SNA network. Sometimes this configuration is static, done by the network administrator and recorded in configuration files. Sometimes the configuration is dynamic, prepared by programs from file or user input.

To open a conversation, a client transaction program must specify both the name of the server transaction program and the name of the LU where the server transaction program can be reached. Sometimes these names are embedded in the client transaction program. In other cases, the names are stored externally to the client transaction program or are specified dynamically.

---

## What Is a Session?

Before transaction programs can communicate with each other, their LUs must be connected in a mutual relationship called a *session*. A session connects two LUs, so it is called an *LU-LU* session. Figure 2 on page 10 illustrates this communication relationship. Multiple concurrent sessions between the same two LUs are called *parallel* LU-LU sessions.

Sessions act as conduits that manage the movement of data between a pair of LUs in an SNA network. Specifically, sessions deal with things such as the quantity of data transmitted, data security, network routing, and traffic congestion.




Figure 2. A Session between Two LUs

Sessions are maintained by their LUs. Normally, your transaction programs do not deal with session characteristics. You define session characteristics when you:

- Configure your system
- Use the management verbs

---

## What Is a Conversation?

The communication between transaction programs is called a *conversation*. Conversations occur across LU-LU sessions. A conversation starts when a transaction program issues an APPC verb or CPI Communications call that allocates a conversation. The conversation style associated with the conversation indicates the style of data transfer to be used, two-way alternate or two-way simultaneous.

Figure 3 shows a conversation after it has been set up.

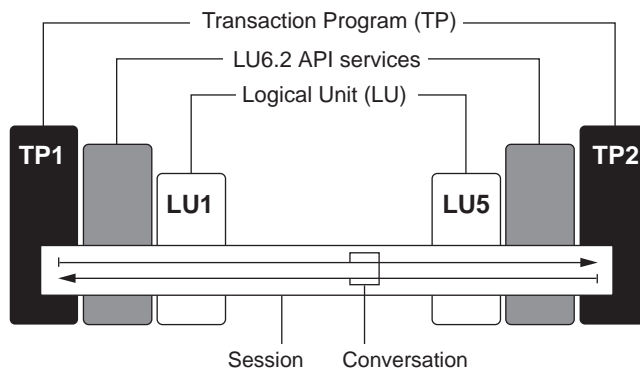


Figure 3. Parts of a Conversation

Conversations can exchange control information and data. The transaction program should select the conversation style best-suited for its application.

Figure 4 on page 11 shows a conversation between two transaction programs as it occurs over a session.






Figure 4. A Conversation between Two Transaction Programs

A session can support only one conversation at a time, but one session can support many conversations in sequence. Because multiple conversations can reuse sessions, a session is a long-lived connection compared to a conversation.

Two LUs can also establish parallel sessions with each other to support multiple concurrent conversations.

Figure 5 shows three parallel sessions between two LUs; each session carries a conversation.



Figure 5. Parallel Sessions between LUs

## Relationships among Sessions, Conversations, and LUs

A connection between LUs is called a *session*. This connection can pass through intermediate network nodes. However, LU 6.2 programs do not need to account for the details of the connection. It makes no difference to the client transaction program whether the server transaction program is in the same room or thousands of miles away. The LU 6.2 API is responsible for starting and ending sessions between LUs of type 6.2.

Though a session can carry only one conversation at a time, it can be reused for another conversation when the first one is finished. The LU 6.2 software determines whether to terminate a session when the conversation ends, or to keep the session open and reuse it.

Some LUs can handle multiple, parallel sessions. Each session is independent. Some possible relationships among machines, LUs, sessions, and transaction programs are illustrated in Figure 6 on page 12.

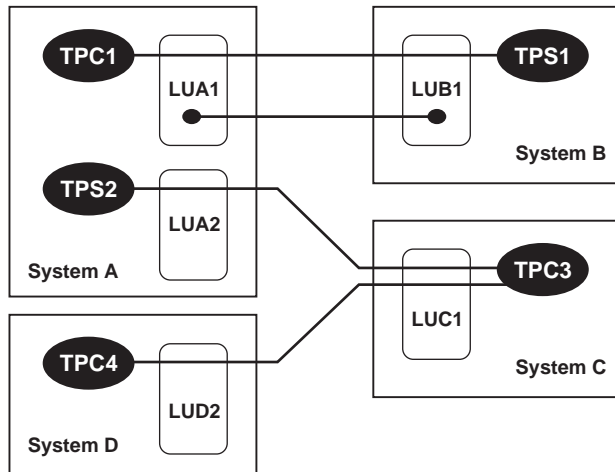


Figure 6. Relationships between Programs and LUs

Figure 6 depicts two parallel sessions between LUA1 in System A and LUB1 in System B. One session carries a conversation between client TPC1 and server TPS1. The other session is not in use for a conversation at this time.

In System C, LUC1 also supports two parallel sessions. Both are in use by client TPC3, which is carrying on a conversation with server TPS2 in System A. TPC3 also has a conversation in progress with TPC4 in System D. This figure illustrates that a transaction program is not limited to a single conversation. The figure also shows that a program can be both a client and a server. A possible scenario for the conversations could be that program TPC4 started program TPC3 in order to request a service. To deliver that service, TPC3 requested a service from TPS2.

---

## Conversation Types

Personal Communications and Communications Server LU 6.2 supports two types of conversations, mapped and basic, and therefore provides a separate set of verbs for each. The conversation type you use depends on whether you need full access to the SNA *general data stream (GDS)* as provided by basic conversations. The GDS defines what is known as a GDS variable. A GDS variable consists of one or more logical records. Each logical record begins with a *logical length (LL)* field that specifies the overall length of the logical record (data). The first logical record of a GDS variable also includes, immediately after the logical length field, an *identification (ID)* field that specifies the type of GDS variable.

## Mapped Conversations

Use *mapped conversations* for transaction programs that are the final users of the data exchanged. A mapped conversation enables advanced program-to-program communication in an easy-to-use record-level manner. Because a transaction program using mapped conversations does not require GDS headers to describe the data, the program does not have to build or interpret these headers. When the transaction program uses mapped conversations, Personal Communications and Communications Server LU 6.2 builds and interprets GDS variables.

In a mapped conversation, the programs exchange records in whatever format you design.

- Each send operation takes a record of a specified length from 0 bytes to 65,535 bytes. Personal Communications and Communications Server formats the record into a single GDS variable.

- A receive operation returns all or part of one sent record (GDS variable without header fields), depending on how much buffer space the program allocates. The return code indicates when the final part of a record sent by the partner program has been received.

The APPC API takes full responsibility for the following tasks:

- Blocking and buffering multiple records
- Formatting data as SNA GDS variables
- Buffering at the receiving program
- Deblocking and delivery to the Receive operation

## Basic Conversations

In a basic conversation, transaction programs exchange logical records from 0 to 32,765 bytes in length.

- Each send operation takes a buffer containing from 0 to 65,535 bytes of logical records. The buffer can contain one or more logical records and parts of records. Logical records can be broken across send calls.
- A receive operation can be used to accept either a single logical record or a buffer filled with one or more logical records and parts of records.

---

## Examples of APPC Operations

Table 1 describes possible LU 6.2 operations in abstract terms.

*Table 1. LU 6.2 Operations*

<b>Operation</b>	<b>What the Operation Does</b>
<i>Send</i>	Sends a block of data to the other program.
<i>Receive</i>	If currently in send state, transmits any buffered output data and enters receive state. Waits for data to arrive and receives it.
<i>Await confirmation</i>	Transmits any buffered output data. Waits until the partner program confirms that it has received and processed all data.
<i>Confirm</i>	Sends the partner program confirmation that all data has been received and processed.
<i>Error</i>	If in receive state, purges any buffered input data and enters send state. If currently in send state, purges any buffered output data. Causes the partner program's current operation to end with a special return code.
<i>Close</i>	If currently in send state, transmits any buffered output data. Ends the conversation.

Both LU 6.2 APIs offer these services (and others), and both offer services that allow you to combine two or more of these basic operations to improve performance. The following sections use these terms when discussing the types of conversations to avoid contrasting the details of each API. For example, the term *Send* used in Table 1 can represent the APPC verbs SEND\_DATA, or MC\_SEND\_DATA, or the CPI-C function CMSEND.

---

## Types of APPC Conversations

This section discusses the types of APPC conversations.

- One-way
- Confirmed-delivery
- Inquiry
- Database update

## One-Way Conversation

In the one-way conversation, the simplest type of conversation, the client transaction program passes some data to the server and the server notes it, as summarized in Table 2.

Table 2. Actions in One-Way Conversation

Client Actions	Server Actions
Send one or more records.	
Close.	Receive and process the records.
	Close.

This minimal sort of conversation is used with data whose delivery is not critical; for example, to periodically update a status display, to record usage levels, or log a condition.

## Confirmed-Delivery Conversation

In the next simplest type of conversation, the confirmed-delivery conversation, the client transaction program sends a record and the server confirms its receipt, as summarized in Table 3.

Table 3. Actions in Confirmed-Delivery Conversation

Client Actions	Server Actions
Send one or more records.	
Await confirmation.	Receive and process the records.
	Confirm the records.
Close.	Close.

This type of conversation can be used in a credit-authorization system (the client sends an account number and purchase amount, and the server's confirmation authorizes the sale) among its other uses. For example, the client transaction program could send a database record of any kind, and the server could confirm that the database had been updated. Because there is no upper limit on how much data the client can send, this type of conversation could be used to send an entire file of data in batch mode. In this type of conversation the client transaction program receives only the confirmation; it needs no other data returned to it.

The difference between a *Confirm* operation and a *Send* is that *Confirm* transmits only the shortest possible SNA message, the positive response that all data has been received and processed.

## Inquiry Conversation

In an inquiry conversation, the client sends one request for information and the server generates one response, as summarized in Table 4. (Both the inquiry and the response can comprise any number of logical records.) This type of conversation appears in many kinds of data processing applications.

Table 4. Actions in Inquiry Conversation

Client Actions	Server Actions
Send one or more records.	
Receive.	Receive and process the records.
	Send a response consisting of one or more records.
Continue to <i>Receive</i> until all response data has arrived.	Close.
Close.	

When you design transactions to this model, the server transaction programs are very simple. Each handles one instance of one type of query and then terminates. The client transaction program requests a

conversation with the server transaction program that can answer the desired type of query. The LU 6.2 API services locate and start a copy of that server transaction program.

## Database Update Conversation

In the database update conversation, the client transaction program requests a copy of data, modifies it, and returns it to be stored. The server transaction program locks the data for the client's use until the update is complete. Table 5 summarizes client and server actions.

*Table 5. Actions in Database Update Conversation*

<b>Client Actions</b>	<b>Server Actions</b>
Send a request for data (a record key). Receive.	Receive the key value. Fetch the record and lock it. Send a copy of the record. Receive.
Process the received record. Send the updated record. Await confirmation.	Update the database with the received record. Confirm the update.
Close.	Close.

Refer to Table 1 on page 13 to clarify this process. When the client transaction program first issues *Receive*, three things occur:

- LU 6.2 send buffer is flushed of any remaining logical records sent by the client.
- The client transaction program, that began in send state, switches to receive state. The right to send passes to the server transaction program.
- The client transaction program waits until data arrives. (Nonblocking receive operations are available also.)

Similarly, the second *Receive* issued by the server flushes its buffer and transfers the right to send back to the client transaction program.

## Conversations That Have Errors

Conversation errors are inevitable, and your transaction program must be prepared to detect and respond to them. A transaction program uses the *Report (Error)* operation, described in Table 1 on page 13, to signal the discovery of an error. Table 6 summarizes an inquiry conversation in which the server finds a logical error in the inquiry.

*Table 6. Inquiry Conversation with Error*

<b>Client Actions</b>	<b>Server Actions</b>
Send one or more records. Receive.	Receive and process some of the inquiry records. Find a mistake. <i>Report (Error)</i> . Send diagnostic error message.
Return code to <i>Receive</i> indicates <i>Report (Error)</i> by partner. Receive diagnostic message, display to user Close	Close.

The main purpose of the *Report (Error)* operation is to purge all unsent and unreceived data that might be in API buffers at either transaction program. The *Report (Error)* operation also gives the right to send to the transaction program which discovered the error, so the transaction program can transmit diagnostic data to its partner. Your transaction program must specify the contents of the diagnostic message and the operations that follow.

---

## Summary

Two transaction programs use LU 6.2 to exchange data in a conversation. One, the client transaction program, is typically started by a user. The other, the server transaction program, can be started automatically to render a service to the client. A transaction program uses one of two APIs: APPC, or CPI-C, which have different styles and similar, but not identical, sets of services.

The conversation takes place over a session between two LUs. An LU represents a point at which a transaction program can access the SNA network. A session represents the connection between two LUs, without regard to their location or the distance between them.

## Chapter 3. Using the Attach Manager

An important LU 6.2 feature is the ability of a program in one node to start corresponding programs in other nodes. The *attach manager* handles incoming requests to start programs.

This chapter considers programs in your (local) workstation that start at the request of partner programs. The local program is referred to as *remotely started*. Workstation users and administrators want to control which programs can be remotely started for security and resource control. Users at remote nodes should not start programs that destroy data or use the local workstation's memory at critical times. The attach manager acts as a gate keeper, handling incoming requests to start programs on the local workstation.

The attach manager takes its name from an SNA message, called an *Attach*, that flows between a pair of LUs. An Attach flows when a program that uses the partner LU initiates a conversation. The LU 6.2 component in the local workstation passes any Attach it receives to its attach manager for handling. A received Attach is called an *incoming allocation request* or *incoming Attach*. In this chapter, the phrase *incoming allocation request* means that the SNA Attach is generated by a partner LU.

The attach manager does the following things:

- Enables remote nodes to start applications in the local workstation. Multiple instances of a program can be started in series (queued) or in parallel (nonqueued).
- Passes parameters to remotely started programs.
- Starts programs in windows or in the background.
- Uses security guidelines to verify incoming allocation requests.
- Forwards the incoming allocation request to the client workstations.
- Checks the conversation type (that is, basic or mapped) and synchronization level of incoming allocation requests.
- For server programs, specifies timeout values for holding incoming allocation requests and locally issued APPC **RECEIVE\_ALLOCATE** verbs or CPI Communications Accept\_Conversation or Accept\_Incoming (CMACCP, CMACCI) calls.

Figure 7 illustrates the attach manager function.

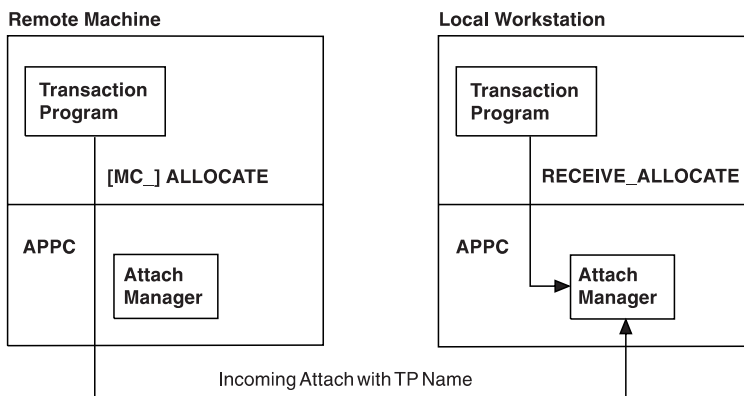


Figure 7. Attach Manager Function in APPC

In a communicating pair of transaction programs, only the node that receives allocation requests needs the attach manager. The attach manager manages three kinds of input:

- Incoming allocation requests (Attaches) from partner transaction programs
- APPC **RECEIVE\_ALLOCATE** verbs or CPI Communications CMACCP and CMACCI calls from local programs

- Configuration definitions for transaction programs, user IDs, and passwords

The *TP name* is a key piece of information in an incoming allocation request. The attach manager uses the transaction program name to decide which program to start in the local workstation. Programmers and administrators at both nodes need to agree on each transaction program name. A program that issues an allocation request supplies a transaction program name as a parameter to the APPC **[MC\_]ALLOCATE** or **[MC\_]SEND\_CONVERSATION** verb.

When an Attach is received, the transaction program name in the Attach is matched against transaction program names from the transaction definitions. If a match is found, the executable name from that definition is started or routed to a client workstation. If a match is not found, then the name of the executable is assumed to be the same as that which is specified in the Attach appended with **.EXE**.

---

## Differentiating between an Application and a Transaction Program

The term *transaction program* has a special meaning in APPC. A transaction program is not an application; it is a section of an application.

A transaction program starts either when an application successfully issues an APPC **RECEIVE\_ALLOCATE** or **TP\_STARTED** verb. Both of these methods identify the transaction program as a new transaction program that APPC needs to know about. APPC reserves a group of memory blocks for the transaction program and creates a unique transaction program identifier, **tp\_id**, which it returns to the calling program.

When an application issues a **TP\_ENDED** verb, APPC clears its buffers for that transaction program and marks the **tp\_id** as not valid. When an application terminates, APPC ends any active transaction programs associated with that process.

When the attach manager receives an allocation request and ensures it is valid, and if a **RECEIVE\_ALLOCATE** is not pending, it starts the application that corresponds to the incoming transaction program name. Notice that it starts a program, not a transaction program. Generally, the application then issues a verb that establishes it as a transaction program. Given mutual consent between the sending node and the local workstation, you can configure the attach manager to start *any* application in the local workstation.

A transaction program must be established before a conversation can be allocated. An application must supply a **tp\_id** on all conversation verbs that it issues while it is a part of that transaction program. Many conversations can use a single **tp\_id** concurrently (such as in multiple threads) or sequentially (where one conversation follows another). When a transaction program ends, APPC deallocates any active conversations.

---

## Transaction Program Definitions

Personal Communications and Communications Server configuration uses two naming levels to identify the remotely started program:

- The 64-character name of the local program known by the partner transaction program (**tp\_name**)
- The file specification of the local program to be started (filespec)

Using two names enables flexible reconfiguration that can increase the portability of your APPC programs among workstations.

### TP name

The name that a partner transaction program sends in the allocation request to the attach manager in the local workstation.



The partner transaction program and the local program must both know the transaction program name. The transaction program name is a supplied parameter for **RECEIVE\_ALLOCATE** verbs in programs on local LUs. Partner transaction programs supply a transaction program name with APPC **[MC\_]ALLOCATE** or **[MC\_]SEND\_CONVERSATION** verbs.

### Path name

The transaction program file specification (path name) names the program to start locally. The transaction program file specification contains the executable file's drive, path, file name, and extension.

Multiple transaction program definitions can specify the same transaction program file specification. The attach manager must determine whether to run one or multiple instances of a program, so a given transaction program file specification must be configured as either queued or nonqueued in *all* definitions that name it. For example, if a definition that specifies **MYTP.EXE** is configured as "queued—attach manager started", **MYTP.EXE** cannot be configured as nonqueued in another transaction program definition. However, the transaction program filespec is case sensitive.

---

## Identifying the Transaction Program Name on Both Machines

If the program identified by the attach manager cannot be started, the attach manager rejects the allocation request; the program that issued an allocation request is notified that the attach manager could not start the program.

Users or administrators define transaction programs during Personal Communications and Communications Server configuration to build the list of defined transaction program names. Each unique transaction program name to be accepted from a partner requires a transaction program definition in the local (accepting) workstation unless you are willing to accept the default. The transaction program definition contains information about the transaction program. Similarly, during configuration, a list of security information (allowable passwords and user IDs) is built from the LU 6.2 conversation security information. Refer to *Quick Beginnings* configuration information. Following is a description of the configuration data that must be specified to define a transaction program.

---

## Defining Conversation Attributes

The conversation parameters **sync\_level**, **conv\_type**, and **security\_rqd** do not directly influence how the attach manager starts a program. However, the attach manager uses the parameters to determine whether to reject an incoming allocation request before queuing it, or checking for corresponding **RECEIVE\_ALLOCATE** verbs.

## Synchronization Level

Specify whether your transaction program will support the verbs and parameters for confirmation processing when you define **sync\_level**. These APPC verbs are **[MC\_]CONFIRM** and **[MC\_]CONFIRMED**. Certain parameters on the **[MC\_]ALLOCATE**, **[MC\_]SEND\_CONVERSATION**, **[MC\_]PREPARE\_TO\_RECEIVE**, and **[MC\_]DEALLOCATE** are for confirmation processing. For Common Programming Interface Communications (CPIIC) users, **sync\_level** can be set by the **Set\_Sync\_Level** (CMSSL) call.

Incoming allocation requests contain a field that indicates whether a partner transaction program issues verbs or parameters for confirmation processing. The attach manager checks the field on the incoming allocation request against the configured value in its list of transaction program definitions. If the values do not match, attach manager rejects the incoming allocation request. The possible configuration choices are:

**NONE** The transaction program does not issue any verb that relates to confirmation processing, in any of its conversations.

## CONFIRM

The transaction program can perform confirmation processing on its conversations. The transaction program can issue verbs and recognize returned values that relate to confirmation. If the transaction program contains any of the verbs for confirmation processing, define `sync_level(CONFIRM)` to guarantee a compatible session.

## EITHER

The transaction program can participate in conversations with partners that do or do not specify confirmation processing. Do not pick EITHER if the transaction program being configured requires confirmation processing.

## Conversation Type and Style

The `conv_type` parameter is used to determine both the conversation type and conversation style of the program to be started. The conversation type attribute determines whether the program to be started supports basic or mapped records when it sends and receives data. The conversation style attribute determines whether the program to be started supports half-duplex conversations. The attach manager checks whether a transaction program uses basic or mapped verbs and if it uses half-duplex or full-duplex.

The conversation types are:

### BASIC

The transaction program issues only basic conversation verbs for its conversations.

### MAPPED

The transaction program issues only mapped conversation verbs for its conversations.

### EITHER

The transaction program issues either basic or mapped conversation verbs for a conversation, depending on what arrives on the incoming allocation request.

The conversation styles are:

**HALF** The transaction program supports half-duplex conversations only.

**FULL** The transaction program supports full-duplex conversations only.

### EITHER

The transaction program supports either full or half duplex conversations.

## Conversation Styles

The conversation style associated with the conversation indicates the style of data transfer to be used, two-way alternate or two-way simultaneous. A conversation that specifies a two-way alternate style of data transfer is also known as a *half-duplex* conversation. A conversation that specifies a two-way simultaneous style of data transfer is referred to as a *full-duplex* conversation.

When a full-duplex conversation is allocated to a session, a send-receive relationship is established between the transaction programs connected to the conversation, and a two-way alternate data transfer occurs where information is transferred in both directions, one direction at a time. Like a telephone conversation, one transaction program calls the other, and they “converse”, one transaction program talking at a time, until a transaction program ends the conversation. One transaction program issues verbs to send data, and the other transaction program issues verbs to receive data. When it finishes sending data, the sending transaction program can transfer send control of the conversation to the receiving transaction program. One transaction program decides when to end the conversation and informs the other when it has ended.

On a half-duplex conversation, only one of the two partner transaction programs has the right to send data at a time. That transaction program is in send state. The other transaction program has the responsibility

to receive data. It is said to be in receive state. At specified times, the transaction programs exchange these duties. When the conversation is first set up, the client transaction is in send state and the server program is in receive state.

When a duplex conversation is allocated to a session, both transaction programs connected to the conversation are started in send-and-receive state, and a two-way simultaneous data transfer occurs where information is transferred in both directions at the same time. Both transaction programs can issue verbs to send and receive data simultaneously with no transfer of send control required. The conversation ends when both transaction programs indicate they are ready to stop sending data, and each transaction program has received the data sent by the partner. If an error condition occurs, one transaction program can decide to end both sides of the conversation abruptly.

---

## Conversation Security for an Incoming Allocation Request

A transaction program definition can specify that incoming allocation requests must supply a password and user ID. The password and user ID are optional parameters on the **[MC\_]ALLOCATE** and **[MC\_]SEND\_CONVERSATION** verbs or the CPIC calls `Set_Conversation_Security_UserID` (CMSCSU) and `Set_Conversation_Security_PassWord` (CMSCSP). If a local transaction program definition specifies conversation security, the attach manager validates the password and user ID of incoming allocation requests. The attach manager rejects the allocation request if a user ID and password are not present, or if they do not match a valid combination of passwords and user IDs.

The attach manager checks the validity of any incoming allocation requests that arrive with a password and user ID, even if the transaction program definition specifies that conversation security is not required. The allocation request is rejected if the password and user ID do not match a valid combination in the list. Thus, if a password or user ID arrives in an allocation request, it is never ignored.

---

## Conversation Security for an Outgoing Allocation Request

A remotely started transaction program (one started by another transaction program) can validate a user ID and password before it allocates a conversation to a third transaction program. In such a case, the **security(SAME)** parameter in the **[MC\_]ALLOCATE** and **[MC\_]SEND\_CONVERSATION** verbs can indicate that the conversation security is already verified. The second Attach automatically gets the user ID from the first Attach, that started the first conversation.

APPC can obtain the current user ID and send it, with an indicator that the user ID was validated. In the Attach for a locally started transaction program that uses the **security(SAME)** parameter in either the **[MC\_]ALLOCATE** or the **[MC\_]SEND\_CONVERSATION** verb, the partner must be able to accept the already validated indication.

See *System Management Programming* for more information about using the user ID and password.

---

## Using the Attach Manager on Personal Communications and Communications Server

The following sections describe how to start programs located on either the Personal Communications or Communications Server machine.

### Starting the Attach Manager

Users can start and stop the attach manager while the SNA node is active. Each time the attach manager starts, it begins to process incoming Attaches. When the attach manager stops, it purges any queued Attaches. Refer to *System Management Programming* for the applicable verbs.

The attach manager needs to be started only in nodes that run remotely started transaction programs. The attach manager does not need to be started in a node if all transaction programs in the node initiate conversations (that is, they all issue APPC **[MC\_]ALLOCATE** or **[MC\_]SEND\_CONVERSATION** verbs). Personal Communications and Communications Server node operations facility enables authorized users to start or stop the attach manager at any time. Authorized programs issue the Enable Attach Manager and Disable Attach Manager node operations verbs to start or stop the attach manager.

## Starting Programs with the Attach Manager

When the attach manager starts a program on a workstation, it uses the **load\_type** field in the defined transaction program list to decide how to run the program. A remotely started program can be configured to start in one of the following ways:

### Console

An application that displays a window or runs as a full DOS application.

### Background

The program starts in a background (detached) process. A background process should not issue any input or output calls to the keyboard, the mouse, or the display. If your program is completely debugged and requires no interactive user input, this option provides the fastest performance.

If the attach manager cannot start the program (for example, Personal Communications and Communications Server cannot provide sufficient memory), the attach manager rejects the incoming allocation request.

If a transaction program issues a **RECEIVE\_ALLOCATE** call and specifies a transaction program name that has not previously been defined, the system performs an implicit definition of the transaction program and assigns default values to the parameters.

The defaults used are:

Attach timeout	= 0	(no timeout is applied)
Receive Allocate timeout	= 0	(no timeout is applied)
Attach Manager dynamically loaded	= Yes	(the transaction program can be loaded by the attach manager)

These defaults mean that if you issue a call to **RECEIVE\_ALLOCATE** as previously described, it will not complete until an attempt is made to attach to the named transaction program, or you can cancel the call.

---

## Matching Incoming Allocation Requests with **RECEIVE\_ALLOCATE** Verbs

A remotely started program in a local workstation normally issues an APPC **RECEIVE\_ALLOCATE** verb to start both a transaction program and a conversation. The APPC **RECEIVE\_ALLOCATE** verb specifies the same transaction program name that the remote transaction program specified in its APPC **[MC\_]ALLOCATE** or **[MC\_]SEND\_CONVERSATION** verb. APPC passes the **RECEIVE\_ALLOCATE** verb to the attach manager for processing. When the attach manager sees a **RECEIVE\_ALLOCATE** verb that matches a received Attach (and the attach manager performs several cross-checks), it signals APPC that a conversation can begin. At this point, the attach manager ends its involvement in the conversation.

During transaction program configuration, you have two choices for handling multiple incoming allocation requests for the same program. You can run multiple instances of the same program concurrently in the local workstation (*nonqueued* operation), or you can run one instance of the same program at a time (*queued* operation). These values are configured in the **queued** and **dynamic load** parameters, that have the following options:

- Nonqueued—attach manager started
- Queued—attach manager started
- Operator started

## Nonqueued Programs

When a program is configured as nonqueued, each incoming allocation request causes the attach manager to load and execute another instance of the program associated with the incoming transaction program name.

The attach manager holds valid incoming allocation requests indefinitely, waiting for a matching **RECEIVE\_ALLOCATE** verb from the program it started. If that program fails to issue a **RECEIVE\_ALLOCATE** verb (for example, it loops in the code that precedes the **RECEIVE\_ALLOCATE** verb), the attach manager holds the allocation request until the process terminates.

## Queued Programs

Queued programs can start in one of two ways:

### Attach manager started

The program is started by the attach manager.

### Operator started

The program is to be started by another program in the workstation or by an operator.

The attach manager maintains two queues for each queued transaction program name in the defined transaction program list. One queue is for incoming allocation requests; the other is for **RECEIVE\_ALLOCATE** verbs. For example, when an incoming allocation request arrives, the attach manager starts the corresponding local program or sends a message to the operator. The node holds the incoming allocation request until the program that the attach manager started issues a matching **RECEIVE\_ALLOCATE** verb or until a timeout occurs. The node uses the value configured for the **incoming\_alloc\_timeout** parameter to determine when time-outs occur. Other allocation requests can arrive for that transaction program or for another transaction program. The other programs wait in their respective queues until a matching **RECEIVE\_ALLOCATE** verb is issued, or until they time out.

Local programs can issue **RECEIVE\_ALLOCATE** verbs before any matching allocation request arrives. The attach manager holds the **RECEIVE\_ALLOCATE** verb on its respective queue and waits for an allocation request to arrive from a partner LU. Each queue has a timeout value; the **rcv\_alloc\_timeout** parameter specifies how long a **RECEIVE\_ALLOCATE** verb can wait on a queue before the verb times out. The attach manager returns queued **RECEIVE\_ALLOCATE** verbs to the associated programs with an **ALLOCATE\_NOT\_PENDING** return code. The timeout value for **RECEIVE\_ALLOCATE** verbs can be 0 to enable programs to check whether any allocation requests are queued, and, if not, to continue other processing.

The **RECEIVE\_ALLOCATE** verb can be issued as a nonblocking verb. This enables the transaction program to service multiple conversations from a single thread in a single process.

When **RECEIVE\_ALLOCATE** is issued as a nonblocking verb, the attach manager returns control to the transaction program immediately; the transaction program need not remain in a wait state while waiting for the matching incoming allocation request to arrive. Instead, the transaction program can perform other work, and choose when to wait for the matching incoming allocation request.

The transaction program can queue multiple nonblocking **RECEIVE\_ALLOCATE** verbs for different conversations. The maximum number of verbs that can be queued is limited only by resource constraints.

A nonblocking **RECEIVE\_ALLOCATE** verb will remain on the attach manager's **RECEIVE\_ALLOCATE** verb queue until either the matching allocation request arrives or the verb times out, that is, the **rcv\_alloc\_timeout** value has been reached.

The attach manager saves the information that identifies the transaction program when a queued program issues a valid **RECEIVE\_ALLOCATE** verb call for a transaction program. When the queued program ends, the attach manager examines the queue of allocation requests for that transaction program. If the queue is not empty, the attach manager starts a new instance of the program, or sends a message that directs the operator to start the program.

You should configure the maximum size of the incoming allocation request queue for each transaction program. Resource constraints limit the number of queued **RECEIVE\_ALLOCATE** verbs.

The following two cases summarize queued operations:

**Case 1:**

One or more incoming allocation requests arrive before a **RECEIVE\_ALLOCATE** verb or CPI Communications CMA CCP call is issued for a given transaction program. The attach manager queues the incoming allocation requests (for a time specified by a configured timeout value) until a **RECEIVE\_ALLOCATE** verb is issued. The first incoming allocation request satisfies the **RECEIVE\_ALLOCATE** verb.

**Case 2:**

A **RECEIVE\_ALLOCATE** verb is issued before an incoming allocation request arrives for a given transaction program. The attach manager queues the **RECEIVE\_ALLOCATE** verb (for a time specified by a configured timeout value) until an incoming allocation request arrives. In certain cases, more than one **RECEIVE\_ALLOCATE** verb might be issued and queued before an incoming allocation request arrives. Each new incoming allocation request satisfies the next **RECEIVE\_ALLOCATE** verb in the queue.

Table 7 on page 24 provides a summary of the verbs and incoming allocation requests associated with **queued** and **dynamic load** parameter values.

*Table 7. Verb Processing and Transaction Program Name Configuration*

Verb Processing	Transaction Program Operation		
	Nonqueued—attach manager started	Operator started	Queued—attach manager started
Incoming allocation request with pending <b>RECEIVE_ALLOCATE</b> verb.	Cannot occur; no queue of pending <b>RECEIVE_ALLOCATE</b> verbs.	OK <b>RECEIVE_ALLOCATE</b> verb.	OK <b>RECEIVE_ALLOCATE</b> verb.
Incoming allocation request without pending <b>RECEIVE_ALLOCATE</b> verb.	Load and execute another program instance.  Hold incoming allocation request.  Wait for <b>RECEIVE_ALLOCATE</b> verb.	Put incoming allocation request on queue unless queue is full.  Wait for <b>RECEIVE_ALLOCATE</b> verb or for allotted time to expire.	If program is not started, load and execute it.  Put incoming allocation request on queue unless queue is full.  Wait for <b>RECEIVE_ALLOCATE</b> verb or for allotted time to expire.
<b>RECEIVE_ALLOCATE</b> verb with incoming allocation request pending.	OK <b>RECEIVE_ALLOCATE</b> verb.	OK <b>RECEIVE_ALLOCATE</b> verb.	OK <b>RECEIVE_ALLOCATE</b> verb.



Table 7. Verb Processing and Transaction Program Name Configuration (continued)

Verb Processing	Transaction Program Operation		
	Nonqueued—attach manager started	Operator started	Queued—attach manager started
<b>RECEIVE_ALLOCATE</b> verb with no pending incoming allocation request.	Cannot occur; pending allocation requests for nonqueued operations cannot run out of time.	Hold <b>RECEIVE_ALLOCATE</b> verb.  Wait for incoming allocation request or for allotted time to expire.	Hold <b>RECEIVE_ALLOCATE</b> verb.  Wait for incoming allocation request or for the allotted time to expire.
Transaction program operation ends.	Nothing happens.	Nothing happens.	If there is a pending allocation request, reload the program; otherwise, reload on the next incoming allocation request.

## Using the Attach Manager on Communications Server SNA API Clients



This is only available on the Communications Server SNA API clients.

The following sections describe how to start programs that are located on Communications Server SNA API client machines.

### Defining Transaction Programs for SNA API Clients

The SNA API Client Attach Manager only supports operator started or nonqueued attach manager started programs.

Transaction programs located at client machines require transaction program definitions on both Communications Server and client machines in order to be remotely started. Following is the transaction program information required on the server:

- Transaction program name
- Conversation type
- Conversation style
- Synchronization level
- Whether or not conversation security is required

Communications Server will verify this information when the incoming allocate arrives. In addition, the local LU that receives the incoming allocation request must be enabled to route the request to the client machine.

The client attach manager must have a transaction program defined so that it knows how to start the requested program. Following is the transaction program information required on the client:

- Transaction program name
- The local LU that receives the incoming allocation request
- The path name of the program
- Any parameters that need to be passed to the transaction program

Once these definitions are complete and the client attach manager is started, incoming allocates for transaction programs located on client machines will be routed to the client for processing.

The default local LU alias for each user can be assigned using the appropriate configuration utility, either INI configuration or LDAP.

Attach manager started programs can also choose to use a default local LU alias rather than specify one directly. When the **local\_LU\_alias** field is left blank in the attach manager record, the attach manager uses the configured default local LU alias when processing incoming conversation requests.

## Starting the SNA API Client Attach Manager

Users can start and stop the client attach manager while the SNA node is active.

The client attach manager needs to be started only in clients that run remotely started transaction programs. The attach manager does not need to be started in a node if all transaction programs in the node initiate conversations (that is, they all issue APPC **[MC\_]ALLOCATE** or **[MC\_]SEND\_CONVERSATION** verbs).

To start the client attach manager, click the attach manager icon located in Communications Server for SNA client folder. This will connect the attach manager to the configured Communications Server and send the list of transaction definitions that have been defined for that client.

The Attach Manager Panel displays the list of configured transaction programs and the name of the configured Communications Server. To stop the attach manager, select **Quit**.

**Attention:** If you have the Windows 95, Windows 98, or Windows NT taskbar active, please note the attach manager icon (**Attach Manager indicator**) in the right corner next to the clock. A double left-click displays the Attach Manager Panel; a single right-click hides the Attach Manager Panel to reduce clutter from the screen. When the Attach Manager is stopped, the indicator icon disappears.

**Attention:** On Windows NT and Windows 95, you can also start the attach manager from an MS-DOS prompt with one of the following command line options to control whether the Attach Manager Panel is displayed, and whether the **Attach Manager indicator** is displayed:

- The -i option causes the attach manager to start without the Attach Manager Panel being displayed.
- The -h option causes the attach manager to start without the Attach Manager Panel being displayed. The indicator is not provided, so only use this option when your connectivity is good and you want to prevent others from using the Attach Manager Panel.
- The -q option causes the Attach Manager to exit. This option is most useful when the Attach Manager is started with the -h option.



---

## Chapter 4. Writing a Transaction Program

This chapter describes issues to consider when planning and writing transaction programs to APPC. When developing a transaction program, you must choose between certain design alternatives. The following list describes the design issues to consider:

- Choosing either basic or mapped conversations
- Choosing either half-duplex or full-duplex conversations
- Deciding whether to start conversations with or without confirmation
- Using the security features
- Providing for conversion of ASCII names and data (if necessary)

The first part of this chapter provides background information on the application protocols, conversation states, Personal Communications and Communications Server support tasks, and data formats. The rest of this chapter describes specific requirements for developing a transaction program.

**Note:** Throughout this chapter, LU 6.2 refers to both Personal Communications and Communications Server.

---

### Application Protocols

The LU 6.2 enables program-to-program communication. The design of your program depends on the protocols that you define and the communication that your program must accomplish.

In addition to any rules that you define for your program, LU 6.2 defines rules that your program must follow when using a conversation. To enforce these rules, LU 6.2 manages the state of your conversation and allows your program to perform certain operations only when the conversation is in the correct state. For example:

- Your program cannot send data unless it has permission to send.
- Your program cannot receive data unless the partner program has permission to send.
- Your program cannot use a conversation after it has been deallocated.

For more information, see the conversation state tables in “Appendix C. APPC Conversation State Transitions” on page 339 or Appendix C of the *Common Programming Interface Communications CPI-C Reference Version 2.0* (SC26–4399) for a complete list of states and permissible operations.

---

### Available Program LU 6.2 Services

This section describes the LU 6.2 services that your transaction program can use to communicate with another transaction program.

#### Allocate a Conversation

Requests the local LU to start a conversation with a partner transaction program in a partner LU.

Corresponding APPC verbs: ALLOCATE, and MC\_ALLOCATE, SEND\_CONVERSATION, and MC\_SEND\_CONVERSATION.

Corresponding CPI-C call: CMALLC.

#### Send Data

Sends data to the partner program.

Corresponding APPC verbs: SEND\_DATA and MC\_SEND\_DATA.

Corresponding CPI-C call: CMSEND.

### **Force Data in the Internal Buffers to Be Sent**

Forces the LU to send to the partner program all data it is holding in an internal buffer.

**Note:** You do not normally have to use this service to cause the LU to send the data. The LU automatically sends the data it stores in an internal buffer when the buffer is full or when it determines that your program has finished sending.

Corresponding APPC verbs: FLUSH and MC\_FLUSH.

Corresponding CPI-C call: CMFLUS.

### **Receive Data**

Receives data from the partner program.

Corresponding APPC verbs: RECEIVE\_AND\_WAIT, RECEIVE\_IMMEDIATE, MC\_RECEIVE\_AND\_WAIT, and MC\_RECEIVE\_IMMEDIATE.

Corresponding CPI-C call: CMRCV.

### **Send Expedited Data**

Sends expedited data to the partner program.

Corresponding APPC verbs: SEND\_EXPEDITED\_DATA and MC\_SEND\_EXPEDITED\_DATA.

Corresponding CPI-C call: CMSNDX.

### **Receive Expedited Data**

Receives expedited data to the partner program.

Corresponding APPC verbs: RECEIVE\_EXPEDITED\_DATA and MC\_RECEIVE\_EXPEDITED\_DATA.

Corresponding CPI-C call: CMRCVX.

### **Request Permission to Send**

Requests from the partner program permission to send data.

Corresponding APPC verbs: REQUEST\_TO\_SEND and MC\_REQUEST\_TO\_SEND.

Corresponding CPI-C call: CMRTS.

### **Grant Permission to Send**

Gives the partner program permission to send data.

Corresponding APPC verbs: PREPARE\_TO\_RECEIVE and MC\_PREPARE\_TO\_RECEIVE.

Corresponding CPI-C call: CMPTR.

### **Request Confirmation**

Requests the partner program to confirm that all data has been received and processed successfully.

Corresponding APPC verbs: CONFIRM and MC\_CONFIRM.

Corresponding CPI-C call: CMCFM.

### **Accept or Reject Confirmation**

Sends a reply to a confirmation request.

Corresponding APPC verbs: CONFIRMED, MC\_CONFIRMED, SEND\_ERROR, and MC\_SEND\_ERROR.

Corresponding CPI-C calls CMCFMD and CMSERR.

### **Request to Be Posted When Information Is Available**

Requests that the LU post an event when the conversation has information available to be received.

Corresponding APPC verb: RECEIVE\_AND\_POST.

### **Report an Error**

Reports that an error has occurred.

Corresponding verbs: SEND\_ERROR and MC\_SEND\_ERROR.

Corresponding CPI-C call: CMSERR.

### **Obtain Conversation Attributes**

Obtains the attributes of a conversation. These attributes include

- Name of the local LU
- Name of the partner LU
- Name of the session's transmission service mode
- Type of confirmation protocols supported by the conversation
- Type of conversation

Corresponding verbs: GET\_ATTRIBUTES, MC\_GET\_ATTRIBUTES, and GET\_TYPE.

### **Deallocate a Conversation**

Ends a conversation with the partner program.

Corresponding verbs: DEALLOCATE and MC\_DEALLOCATE.

---

## **Choosing a Conversation Type**

This section discusses issues you should consider when choosing between basic and mapped conversations.

## Consistency of Conversation Type

The conversation type you use, designated by the ALLOCATE verb, must be consistent for the entire conversation. You cannot use basic conversation verbs for some requests and mapped conversation verbs for other requests. LU 6.2 rejects the verbs if you change from one type of verb to another within a conversation. A remotely initiated transaction program can issue the GET\_TYPE verb to determine the conversation type.

A program can issue only basic conversation verbs for a basic conversation. A program using a mapped conversation can issue either basic or mapped verbs. It must, however, issue verbs of only one format, either basic or mapped.

You can provide your own mapped conversation support using only basic conversation verbs for a conversation designated as mapped. If you choose to provide your own mapped conversation support, your program must conform to the mapped conversation formats and protocols.

See the *SNA Format and Protocol Reference Manual: Architecture Logic for LU Type 6.2* and the *Systems Network Architecture LU 6.2 Reference: Peer Protocols* for more information on mapped conversation formats and protocols.

## Sending Data

Use a basic conversation when you need to optimize your program's performance by sending the data from a buffer that contains more than one logical record or a partial logical record. Basic conversations can improve your program's execution efficiency by enabling your program to send several logical records with one request.

To use the basic conversation, your program must provide a 2-byte *logical length field (LL field)* at the beginning of every logical record where

- The last 15 bits of the LL field contain a binary value equal to the length of the logical record, including the 2-byte length field. The 15-bit limit restricts the value to a maximum of 32,767 (32,765 bytes of user data plus the 2-byte length field). If you use a value larger than 32,767, LU 6.2 cannot detect the error and uses the last 15 bits of the LL field anyway.

The smallest value possible is 2 (the LL field followed by no data). If you use a value that is less than 2, LU 6.2 indicates an error.

- LU 6.2 ignores the first bit of the LL field. This bit is a concatenation indicator. If the concatenation indicator is set, the transaction program must append the data from the following logical record to the data received up to that point. This concatenation process should continue until the transaction program receives a record in which the concatenation indicator is not set. This definition allows you to use higher level records (GDS variables) that are longer than 32,767 bytes.
- You must manage the reversal of byte values in your PC.

The PC stores all numeric 16- or 32-bit values with the low-order (least significant) byte stored in the lower numbered address. Therefore, if a transaction program computes the length of a logical message and stores that value as the LL field, the 2 bytes appear in memory with the low-order byte first, and your PC will send the bytes in this order (incorrectly) over the communication line.

The transaction program is responsible for putting all transaction-level data, including LL fields, in the correct order (high-order byte first).

Use a mapped conversation if you do not need to send partial logical records or more than one logical record. When you send data with the mapped conversation verbs, LU 6.2 assumes that the buffer contains exactly one complete higher level record (GDS variable). The mapped conversation support automatically provides length fields in the correct byte-reversed order and uses concatenated logical records as needed.

## Receiving Data

Use a basic conversation when you need to receive more than one logical record in one buffer. This option can improve your program's execution efficiency by enabling it to receive several logical records with one request (the BUFFER option).

When you use this basic conversation feature, LU 6.2 places the logical records in your buffer with the 2-byte LL fields intact. The bytes are reversed from normal IBM-compatible PC order.

Your program must examine the returned fields of the verb to determine if it has received a complete logical record and, if so, where the next logical record begins. LU 6.2 provides the rest of an incomplete logical record after a subsequent request to receive data.

If you want to receive one higher/user level record with a single request, use a mapped conversation. As you receive data with the mapped conversation verbs, LU 6.2 ends the receive operation when your program receives a complete higher/user level record or when your buffer is full. LU 6.2 supplies a return code when it fills your buffer before your program has received a complete logical record.

Your program can receive the rest of the higher/user level record by issuing a subsequent request to receive data. The LU 6.2 mapped conversation support removes any length fields and automatically concatenates logical records as necessary.

## Reporting Errors and Abnormal Termination

Use a basic conversation for the following reasons:

- To distinguish between errors detected by your program and errors detected by an application that is using your program
- To distinguish between an abnormal termination caused by your program and one caused by an application using your program

When reporting an error or when abnormally terminating a conversation with an LU service program, the basic conversation verbs enable you to indicate which program detected the error. When the partner LU reports the error to the partner program with a return code, the value of the return code indicates where LU 6.2 detected the error.

If you do not need to distinguish between errors detected by your program and errors detected by other applications, use a mapped conversation. The mapped conversation verbs assume that your program detected the error.

## Sending an Error Log Data Record

Use a basic conversation to send a log record when you detect an error or abnormally terminate a conversation. The basic conversation verbs enable you to specify an error log GDS variable when you report an error or abnormally terminate a conversation. LU 6.2 sends this log record to the local log and to the partner LU to be recorded in that log. This feature is useful when your program detects a critical or unrecoverable error and you want the program to record the event to help determine the problem.

If you send an error log GDS variable, the format of the record must conform to the formats defined by SNA. See the *IBM Systems Network Architecture Formats* for more information on the error log GDS variable format.

Use a mapped conversation if you do not need to send a log record when you detect an error or abnormally terminate a conversation. The mapped conversation verbs assume that your program does not need to record error data in the log to help determine the problem.

## Abnormally Terminating because of a Timeout

To indicate that your program has abnormally terminated the conversation because of a timeout, use a basic conversation. When abnormally terminating your conversation, the basic conversation verbs enable you to indicate that your program is abnormally terminating the conversation because the partner program has not done the necessary processing in the time allowed. When LU 6.2 reports the error to the partner transaction program, the return code value indicates that a timeout caused the abnormal termination.

If you do not need to report the cause of an abnormal termination, use a mapped conversation. The mapped conversation verbs assume that your program requested the abnormal termination because of a critical or unrecoverable error.

---

## Requesting Confirmation

Requesting confirmation is an efficient way to determine that the partner program has received all the data sent so far. If you plan to request confirmation during the conversation, the allocation transaction must indicate this fact when you request the allocation of the conversation.

If you use conversation verbs that do not request confirmation, you should not request the allocation of a conversation supporting confirmation services.

You can write a transaction program to participate in conversations that use confirmation requests and in conversations that do not use confirmation requests.

---

## Choosing Between Half—Duplex and Full—Duplex Conversations

On a half-duplex conversation, only one program has the right to send data at a time. The right to send data must be transferred to the partner program when the program has finished sending and is ready to receive data. On a full-duplex conversation, both programs have the right to send data at the same time and can therefore send and receive data simultaneously. For example, the inquiry and database update types of conversation are naturally half-duplex.

Use a half-duplex conversation if the data that your program receives next depends on the partner program's processing of the data your program is currently sending. For example, the inquiry and database update types of conversations are naturally half-duplex.

Use a half-duplex conversation if your program uses confirmation services. Confirmation is not supported on full-duplex conversations.

Use a full-duplex if the data that your program sends is independent of the data that the partner program sends. For example, an industrial process control program that continuously sends information from sensory devices (for example, temperature, pressure, concentration level) and simultaneously receives and processes operational instructions from a manager program, should use a full-duplex conversation.

You can write a transaction program to participate in conversations that use confirmation requests and in conversations that do not use confirmation requests.

---

## Choosing a Transaction Program Name

When you name a transaction program, choose a name that has a first character with an EBCDIC code greater than an EBCDIC blank (X'40'). Transaction program names containing first characters with EBCDIC codes less than X'40' are reserved for service transaction programs. Transaction program names can include up to 64 characters.

---

## Using the Security Features

LU 6.2 provides one of two types of security functions: partner LU verification and end-user verification. Partner LU verification is a session-level security protocol that takes place at the time the session is activated. End-user verification is a conversation-level security protocol that takes place at the time a conversation is started.

### Partner LU Verification (Session-Level Security)

Partner LU verification is performed by an exchange of security information between the two LUs. This exchange is called session-level security. This level of security is generally required when the communications network is not physically secure. The local LU and the remote LU each provide a password, and LU 6.2 performs encryption for password verification. It is recommended, but not required, that each LU pair have a unique password.

### End-User Verification (Conversation-Level Security)

End-user verification is used to enable the requested application subsystem to verify the identity of the requester before providing access to the requested transaction program and its resources. The security information exchanged can include a user ID and a password. The user IDs provided by conversation-level security can also be used for auditing and accounting purposes.

In conversation-level security, the requesting transaction program provides the security information on the ALLOCATE verb, and the remote application subsystem performs the verification. If the requesting transaction program has not supplied the correct user ID and password, the remote application subsystem rejects the request.

An intermediate transaction program (one started by another transaction program) that requires conversation-level security can be used to access an additional transaction program that requires conversation-level security. In this case, an already-verified indicator is set in the allocation request for the additional transaction program. The user ID saved from the first request, which initiated the intermediate transaction program, is automatically supplied in the second request.

---

## Converting between EBCDIC and ASCII

LU 6.2 assumes that the interface between it and the transaction program (or the application subsystem) uses EBCDIC characters where specified by the verb. These values include the transaction program name, the partner LU name supplied on ALLOCATE, the mode name, the user ID, and the user password. If your program stores the incoming names in ASCII, it must be prepared to perform conversions between ASCII and EBCDIC.

Whether a transaction program needs to translate data depends on a private agreement between the partner transaction programs. If your program is communicating with a node that normally uses EBCDIC, you should convert data to EBCDIC as appropriate.

As a convenience, LU 6.2 provides the CONVERT verb, which converts ASCII codes to EBCDIC or EBCDIC codes to ASCII. For more information, see “CONVERT” on page 274.





---

## Chapter 5. Implementing APPC Transaction Programs

This chapter describes the implementation of APPC Transaction Programs using the dynamic link library (DLL) file provided.

The implementation of APPC is designed to be binary compatible with Microsoft\*\* NT SNA Server on Windows machines, and similar to the implementation of the APPC interface of OS/2 Communications Manager/2 Version 1.0.

---

### Writing Transaction Programs

A dynamic link library (DLL) file is provided that handles APPC verbs.

The DLL is reentrant; multiple application processes and threads can call the DLL concurrently.

APPC verbs have a straightforward language interface. Your program fills in fields in a block of memory called a *verb control block* (VCB). Then it calls the APPC DLL and passes a pointer to the verb control block. When its operation is complete, APPC returns, having used and then modified the fields in the VCB. Your program can then read the returned parameters from the verb control block.

Table 8 shows source module usage of supplied header files and libraries needed to compile and link APPC programs. Some of the header files may include other required header files.

Table 8. Header Files and Libraries for APPC

Operating System	Header File	Library	DLL Name
WIN32	WINAPPC.H	WAPPC32.LIB	WAPPC32.DLL
WIN3.1	WINAPPC.H	WINAPPC.LIB	WINAPPC.DLL
OS/2	APPC_C.H	APPC.LIB	APPC.DLL

\*WIN32 = Windows 95, Windows 98, and Windows NT

\*WIN3.1 = Windows 3.1

### Option Sets Supported

Personal Communications and Communications Server support the following APPC option sets. See *SNA Transaction Programmer's Reference* for LU type 6.2 for a fuller description of each option set.

- 101** Flush the LU send buffer.
- 102** Get attributes.
- 103** Post on receipt with test for posting (through the **RECEIVE\_AND\_POST** verb).
- 104** Post on receipt with wait (through the **RECEIVE\_AND\_POST** verb).
- 105** Prepare to receive.
- 106** Receive immediate.
- 109** Get transaction program name and instance identifier.
- 110** Get conversation type.
- 112** Full-duplex conversation and expedited data.



Option 112 is not supported on Communications Server SNA API clients for OS/2 and Windows 3.1.

- 113 Nonblocking support.
- 201 Queued allocation of a contention-winner session.
- 203 Immediate allocation of a session.
- 204 Conversations between programs located at the same LU.
- 205 Queued allocation or when session is free.
- 211 Session level LU-LU verification.
- 212 User ID verification.
- 213 Program-supplied user ID and password.
- 214 User ID authorization.
- 241 Send PIP data.
- 242 Receive PIP data.
- 243 Accounting.
- 244 Long locks.
- 245 Test for request-to-send received.
- 247 User control data.
- 251 Extract translation and conversation correlator.
- 290 Logging of data in a system log.
- 291 Mapped conversation LU services component.
- 401 Reliable one-way brackets.
- 501 **CHANGE\_SESSION\_LIMIT** verb.
- 502 **ACTIVATE\_SESSION** verb.
- 504 **DEACTIVATE\_SESSION** verb.
- 505 **LU-definition** verb.
- 601 **MIN\_CONWINNERS\_TARGET** parameter.
- 602 **RESPONSIBLE(TARGET)** parameter.
- 603 **DRAIN\_TARGET(NO)** parameter.
- 604 **FORCE** parameter.
- 605 LU-LU session limit.
- 606 Locally known LU names.
- 607 Uninterpreted LU names.
- 610 Maximum RU size bounds.
- 612 Contention winner automatic activation limit.
- 613 Local maximum (LU,mode) session limit.
- 616 CPSVCMG mode name support.

---

## Full-Duplex VCBs

To identify definitions for the format 1 VCB that are needed for full-duplex conversations and to send and receive expedited data, the transaction program must define a compiler constant called `WINAPPC_FORMAT_1` before including the `WINAPPC.H` header file. This can be achieved in C language as follows:

```
#define WINAPPC_FORMAT_1
#include <winappc.h>
```

If this constant is not defined, only the format zero versions of the VCBs will be accessible from the application.

## Queue-Level Nonblocking

Personal Communications and Communications Server APPC API support queue-level nonblocking. This support is provided through the APPC entry point.

Nonblocking operation enables control to be returned to the application if processing of a verb cannot be completed immediately, so that the application can continue other processing until it is notified that the outstanding verb has completed. Queue-level nonblocking means that the application can issue nonblocking verbs for different queues and have the verbs processed simultaneously by Personal Communications and Communications Server. The application can also issue a succession of nonblocking verbs for a given queue without waiting for any of the verbs to complete.

Personal Communications and Communications Server maintain six queues for nonblocking verbs:

- An allocate queue (one for each active transaction program)
- A send/receive queue (one per conversation, half-duplex only)
- A send queue (one per full-duplex conversation)
- A receive queue (one per full-duplex conversation)
- A send-expedited queue (one per conversation)
- A receive-expedited queue (one per conversation)

All six queue types can hold an unlimited number of verbs. Nonblocking verbs are queued if another (blocking or nonblocking) verb is being processed by either the Personal Communications or Communications Server program. Verbs in an allocate queue are processed concurrently, whereas verbs in the other queues are processed one at a time, in the order in which they are received by either program.

The application notifies Personal Communications or Communications Server that it wants a verb to be processed in nonblocking mode by setting a flag in the `opext` field, **AP\_NON\_BLOCKING**. The application can supply an event handle with any nonblocking verb that is used to notify the application of asynchronous verb completion. This handle is passed to Personal Communications and Communications Server in the **SECONDARY\_RC** field. If no handle is specified, the application is notified that the verb has completed when the next verb on that queue specifies that a handle completes.

It is guaranteed that all preceding verbs with no handle are complete when the event is signaled after completion of a verb on the same queue that does not specify a handle.

When a nonblocking verb returns the flag **AP\_OPERATION\_INCOMPLETE\_FLAG**, it is set in the `opext` field.

The APPC verbs that can be issued in nonblocking mode on the allocate queue are:

**(MC\_)ALLOCATE**  
**(MC\_)SEND\_CONVERSATION**

The APPC verbs that can be issued in nonblocking mode on the send/receive queue are:

**(MC\_)CONFIRM**  
**(MC\_)CONFIRMED**  
**(MC\_)DEALLOCATE**  
**(MC\_)FLUSH**  
**(MC\_)PREPARE\_TO\_RECEIVE**  
**(MC\_)RECEIVE\_AND\_WAIT**  
**(MC\_)RECEIVE\_IMMEDIATE**  
**(MC\_)SEND\_DATA**  
**(MC\_)SEND\_ERROR**

The APPC verbs that can be issued in nonblocking mode on the send queue (for full-duplex conversations) are:

**(MC\_)DEALLOCATE**  
**(MC\_)FLUSH**  
**(MC\_)SEND\_DATA**  
**(MC\_)SEND\_ERROR**

The APPC verbs that can be issued in nonblocking mode on the receive queue (for full-duplex conversations) are:

**(MC\_)RECEIVE\_AND\_WAIT**  
**(MC\_)RECEIVE\_IMMEDIATE**

The APPC verb that can be issued in nonblocking mode on the receive-expedited queue (for full-duplex conversations) is:

**(MC\_)RECEIVE\_EXPEDITED\_DATA**

The APPC verbs that can be issued in nonblocking mode on the send-expedited queue are:

**(MC\_)REQUEST\_TO\_SEND**  
**(MC\_)SEND\_EXPEDITED\_DATA**

The following APPC verbs are always processed asynchronously but are not associated with any queue:

**(MC\_)RECEIVE\_AND\_POST**  
**(MC\_)TEST\_RTS\_AND\_POST**

Personal Communications and Communications Server APPC verbs that cannot be issued in nonblocking mode (and are processed in blocking mode if the application sets the nonblocking flag) are:

**(MC\_)GET\_ATTRIBUTES**  
**GET\_TP\_PROPERTIES**  
**GET\_TYPE**  
**RECEIVE\_ALLOCATE**  
**TEST\_RTS**  
**TP\_ENDED**  
**TP\_STARTED**  
**CNOS**

An application cannot issue verbs in nonblocking mode for the send/receive queue or the send-expedited queue until an **ALLOCATE** or **RECEIVE\_ALLOCATE** verb has returned successfully (Personal Communications and Communications Server returns AP\_PARAMETER\_CHECK, and AP\_BAD\_CONV\_ID).

A nonblocking verb issued for the send/receive queue or the send-expedited queue, with another (blocking or nonblocking) verb currently outstanding on the same queue, is added to that queue, and is only processed when the outstanding verb has completed.

A blocking verb issued when any other verb (for the same conversation) is outstanding, is rejected by Personal Communications and Communications Server (with **primary\_rc** AP\_TP\_BUSY). Note that **RECEIVE\_AND\_POST** is treated as a blocking verb in this respect, but **TEST\_RTS\_AND\_POST** can be issued with other verbs outstanding on the same conversation (and is not placed in any of the nonblocking verb queues). A blocking verb issued when there are no verbs on the same queue is processed as normal even though there may be verbs on other queues. Note that TEST\_RTS, GET\_ATTRIBUTES, GET\_STATE and GET\_TYPE are not associated with a queue and may be executed at any time and will never return AP\_TP\_BUSY.

---

## Default Local LU

Personal Communications and Communications Server support default local LUs for both dependent and independent LU 6.2. The default LU is used when the **TP\_STARTED** verb (see “TP\_STARTED” on page 79) is issued with a blank **lu\_alias** field. For independent LU 6.2, the default LU is the control point LU. Personal Communications also allows the specification of a default local LU to be used instead of the control point LU. For dependent LU 6.2, a local LU pool is used. See *System Management Programming* for details on the **DEFINE\_LOCAL\_LU** verb. Personal Communications and Communications Server choose an LU from the default pool, or use the control point LU, as follows:

- If LUs have been configured as members of the default local LU pool, Personal Communications and Communications Server choose an LU from the pool that is not in use. If all the LUs in the pool are in use, the **TP\_STARTED** verb fails.
- If no LUs have been configured as members of the default local LU pool, Personal Communications and Communications Server use the control point LU.
- For Personal Communications, a default Local LU can be specified. See *Personal Communications Configuration Reference* for details on the **DEFINE\_LOCAL\_LU** verb.



The following information only applies to Communications Server Windows 95, Windows 98, and Windows NT SNA API clients.

The default local LU alias for each user can be assigned using the appropriate configuration utility, either INI configuration or LDAP.

APPC programs can choose to use a default local LU alias rather than specify one directly. When an APPC program issues a **TP\_START** verb with the **local LU alias** field set to binary zeroes, the APPC API uses the configured default local LU alias.

---

## QEL/MU Support



This is only available on the Communications Server SNA API clients.

Communications Server now provides support for IPX- or TCP/IP-attached clients running emulator software packages that implement Novell's Queue Element/Message Unit (QEL/MU) architecture for 3270 emulation. This includes support for popular client features, including dedicated, pooled, and public LU categories (sometimes referred to as resource types) and load balancing.

Refer to *Novell Netware for SAA 3270 Client Interface Guide and Reference P/N 100-00218-001* for information on implementing QEL/MU emulator software packages.

---

## Chapter 6. Implementing CPI-C Programs

This chapter documents the details of the Personal Communications and Communications Server support for the CPI-C interface. It covers these main areas:

- Techniques for compiling and linking CPI-C programs
- Methods of preparing and executing CPI-C programs
- Features of the CPI-C versions supported by Personal Communications and Communications Server

The Personal Communications and Communications Server implementation of CPIC is designed to be binary compatible with Microsoft\*\* NT SNA Server on Windows machines, and similar to the implementation of the CPIC interface of OS/2 Communications Manager/2 and Communications Server/2.

**Note:** Included in this chapter is information on the CPIC API provided by the following systems:

- Communications Server running on Windows NT
- SNA API clients for OS/2, Windows NT, Windows 95, Windows 98, and Windows 3.1 that are delivered with the Communications Server/NT product
- Personal Communications for Windows 95, Windows 98, and Windows NT

When there are differences between the support provided by these systems, it is noted.

---

### Writing CPIC Programs

Personal Communications and Communications Server provide a dynamic link library (DLL) file that handles CPIC calls.

The DLL is reentrant; multiple application processes and threads can call the DLL concurrently.

Table 9 shows source module usage of supplied header files and libraries needed to compile and link CPIC programs. Some of the header files may include other required header files.

*Table 9. Header Files and Libraries for CPIC*

Operating System	Header File	Library	DLL Name
WIN32	WINCPIC.H	WCPIC32.LIB	WCPIC32.DLL
WIN3.1	WINCPIC.H	WINCPIC.LIB	WINCPIC.DLL
OS/2	CPIC_C.H	CPIC16.LIB or CPIC32.LIB	CPIC.DLL

\*WIN32 = Windows 95, Windows 98, and Windows NT

\*WIN3.1 = Windows 3.1

---

### CPI-C Versions

The CPI-C interface has gone through several version changes and extensions. You should be aware of these versions for two reasons:

- If you are maintaining or porting an existing program, you need to know which function calls are portable and which you might need to change if you change versions.
- If you are writing a new program, you need to be aware when you are writing code that is dependent on a particular version.

## CPI-C Conformance Class Support

The following CPI-C 2.1 conformance classes are supported as defined by the IBM document *Common Programming Interface Communications CPI-C Reference Version 2.1* (SC26-4399-08).

For details on which classes are not supported by Communications Server clients, see the *notepad icon* throughout this chapter.



This icon denotes important information.

The **conversation conformance** class allows programs to start and end half-duplex conversations.

Starter Set calls:

**CMACCP**

Accept\_Conversation

**CMALLC**

Allocate

**CMDEAL**

Deallocate

**CMINIT**

Initialize\_Conversation

**CMRCV**

Receive

**CMSEND**

Send\_Data

Advanced Function Calls:

**CMCFM**

Confirm

**CMCFMD**

Confirmed

**CMECS**

Extract\_Conversation\_State

**CMECT**

Extract\_Conversation\_Type

**CMEMBS**

Extract\_Maximum\_Buffer\_Size

**CMEMN**

Extract\_Mode\_Name

**CMESL**

Extract\_Sync\_Level

**CMFLUS**

Flush

**CMPTR**

Prepare\_To\_Receive



**CMRTS**  
Request\_To\_Send

**CMSERR**  
Send\_Error

**CMSCT**  
Set\_Conversation\_Type

**CMSDT**  
Set\_Deallocate\_Type

**CMSF** Set\_Fill

**CMSLD**  
Set\_Log\_Data

**CMSMN**  
Set\_Mode\_Name

**CMSPTR**  
Set\_Prepare\_To\_Receive\_Type

**CMSRT**  
Set\_Receive\_Type

**CMSRC**  
Set\_Return\_Control

**CMSST**  
Set\_Send\_Type

**CMSSL**  
Set\_Sync\_Level  
Required sync\_level values:  
CM\_NONE or CM\_CONFIRM

**CMSTPN**  
Set\_TP\_Name

**CMTRTS**  
Test\_Request\_To\_Send\_Received

**LU 6.2** conformance class allows a program to use LU 6.2 specific services:

**CMEPLN**  
Extract\_Partner\_LU\_Name

**CMSED**  
Set\_Error\_Direction

**CMSPLN**  
Set\_Partner\_LU\_Name

The **conversation-level non-blocking** conformance class allows a program to regain control if a call cannot complete immediately.

**CMCANC**  
Cancel\_Conversation

**CMSPM**  
Set\_Processing\_Mode

**CMWAIT**  
Wait\_For\_Conversation

The **server** conformance class allows a program to register multiple transaction program names with CPI-C, to accept multiple incoming conversations, and to manage contexts for different clients.

**CMACCI**

Accept\_Incoming

**CMECTX**

Extract\_Conversation\_Context



CMECTX Extract\_Conversation\_Context is not supported for the Communications Server Windows 3.1 client.

**CMETPN**

Extract\_TP\_Name

**CMRLTP**

Release\_Local\_TP\_Name

**CMINIC**

Initialize\_For\_Incoming

**CMSLTP**

Specify\_Local\_TP\_Name

The **data conversion** conformance class routine allows a program to call local routines to change the encoding of a character string from the local encoding to EBCDIC, or vice versa.

**CMCNVI**

Convert\_Incoming

**CMCNVO**

Convert\_Outgoing

The **security** conformance class allows a program to establish conversations that use access security information in side information or set directly by the program.

**CMESUI**

Extract\_Security\_User\_ID

**CMSCSP**

Set\_Conversation\_Security\_Password

**CMSCST**

Set\_Conversation\_Security\_Type

Required conversation\_security\_type values:

CM\_SECURITY\_NONE

CM\_SECURITY\_PROGRAM

CM\_SECURITY\_PROGRAM\_STRONG

CM\_SECURITY\_SAME

**CMSCSU**

Set\_Conversation\_Security\_User\_ID

**Queue-Level Non-Blocking** for regain of control if a call cannot complete.

**CMCANC**

Cancel\_Conversation

**CMSQPM**

Set\_Queue\_Processing\_Mode

**CMWCMP**

Wait\_For\_Completion



Queue-Level Non-Blocking is not supported for the Communications Server Windows 3.1 client.

**Callback Function** for regaining control if a call cannot complete.

**CMCANC**

Cancel\_Conversation

**CMSQCF**

Set\_Queue\_Callback\_Function



Callback Function is not supported for the Communications Server Windows 3.1 or OS/2 clients.

**Secondary Information** allows you to extract secondary error return information.

**CMESI**

Extract\_Secondary\_Information



Secondary Information is not supported for the Communications Server Windows 3.1 client.

The following classes are not supported on the Communications Server SNA API clients for OS/2 and Windows 3.1.

**Full-Duplex** allows user access to full-duplex conversations.

**CMESRM**

Extract\_Send\_Receive\_Mode

**CMSSRM**

Set\_Send\_Receive\_Mode

**Expedited Data** exchanges expedited data with the partner program.

**CMRCVX**

Receive\_Expedited\_Data

**CMSNDX**

Send\_Expedited\_Data

The following Conformance Classes are not supported.

- OSI TP services

- Recoverable Transactions (for resource recovery interface)

- Unchained Transactions (for recoverable transactions)

- Distributed Security (user security services of distributed security server)

Directory (user designated information stored in a distributed directory)

## CPI-C Functions

All the CPI-C functions supported by Personal Communications and Communications Server are listed in Table 10. Use this table for reference when you are maintaining an old program or when you are writing a new program that must remain compatible with some existing system.

**Note:** When writing a CPI-C application for the MS Windows SNA API client, specify the local transaction program via the Specify\_Local\_TP-Name (cmsltp) call before accepting an incoming conversation via the Accept\_Conversation (cmaccp) call.

Table 10. Personal Communications and Communications Server Client Support of CPI-C Functions

Function	Long Name	Windows NT Server and Personal Comm.	Windows 95, Windows 98, and Windows NT Clients	OS/2 Client	Windows 3.1 Client
cmaccp	Accept_Conversation	x	x	x	x
cmacci	Accept_Incoming	x	x	x	x
cmallc	Allocate	x	x	x	x
cmcanc	Cancel_Conversation	x	x	x	x
cmcfm	Confirm	x	x	x	x
cmcfmd	Confirmed	x	x	x	x
cmcnvi	Convert_Incoming	x	x	x	x
cmcnvo	Convert_Outgoing	x	x	x	x
cmdeal	Deallocate	x	x	x	x
xcmsdi	Delete_CPIC_Side_Information	x	-	-	-
cmectx	Extract_Conversation_Context	x	x	x	-
xcecst	Extract_Conversation_Security_Type	x	x	x	x
cmecst	Extract_Conversation_Security_Type	x	x	x	x
cmecs	Extract_Conversation_State	x	x	x	x
cmect	Extract_Conversation_Type	x	x	x	x
xcmesi	Extract_CPIC_Side_Information	x	x	x	x
cmembs	Extract_Maximum_Buffer_Size	x	x	x	x
cmemn	Extract_Mode_Name	x	x	x	x
cmepln	Extract_Partner_LU_Name	x	x	x	x
cmesi	Extract_Secondary_Information	x	x	x	-
cmesui	Extract_Security_User_ID	x	x	x	x
cmecsu	Extract_Security_User_ID	x	x	x	x
xcecsu	Extract_Security_User_ID	x	x	x	x
cmesrm	Extract_Send_Receive_Mode	x	x	-	-
cmesl	Extract_Sync_Level	x	x	x	x
xceti	Extract_TP_ID	x	x	x	-
cmetpn	Extract_TP_Name	x	x	x	x
cmflus	Flush	x	x	x	x
cminit	Initialize_Conversation	x	x	x	x
xcinct	Initialize_Conversation_For_TP	x	x	x	-
cmnic	Initialize_For_Incoming	x	x	x	x
cmptr	Prepare_To_Receive	x	x	x	x
cmrcv	Receive	x	x	x	x
cmrcvx	Receive_Expedited	x	x	-	-
cmrltp	Release_Local_TP_Name	x	x	x	x
cmrts	Request_To_Send	x	x	x	x

Table 10. Personal Communications and Communications Server Client Support of CPI-C Functions (continued)

Function	Long Name	Comm.	Windows NT	Windows	OS/2 Client	Windows
			Server and Personal	95, 98, and Windows NT Clients		
cmsend	Send_Data	x	x	x	x	x
cmsndx	Send_Expedited	x	x	-	-	-
cmserr	Send_Error	x	x	x	x	x
cmscsp	Set_Conversation_Security_Password	x	x	x	x	x
xcscsp	Set_Conversation_Security_Password	x	x	x	x	x
cmscst	Set_Conversation_Security_Type	x	x	x	x	x
xcscst	Set_Conversation_Security_Type	x	x	x	x	x
cmscsu	Set_Conversation_Security_User_ID	x	x	x	x	x
xcscsu	Set_Conversation_Security_User_ID	x	x	x	x	x
cmsct	Set_Conversation_Type	x	x	x	x	x
xcmsi	Set_CPIC_Side_Information	x	-	-	-	-
cmsdt	Set_Deallocate_Type	x	x	x	x	x
cmsed	Set_Error_Direction	x	x	x	x	x
cmsf	Set_Fill	x	x	x	x	x
cmsld	Set_Log_Data	x	x	x	x	x
cmsmn	Set_Mode_Name	x	x	x	x	x
cmspln	Set_Partner_LU_Name	x	x	x	x	x
cmsptr	Set_Prepare_To_Receive_Type	x	x	x	x	x
cmspm	Set_Processing_Mode	x	x	x	x	x
cmsqcf	Set_Queue_Callback_Function	x	x	x	-	-
cmsqpm	Set_Queue_Processing_Mode	x	x	x	-	-
cmsrt	Set_Receive_Type	x	x	x	x	x
cmsrc	Set_Return_Control	x	x	x	x	x
cmssrm	Set_Send_Receive_Mode	x	x	-	-	-
cmsst	Set_Send_Type	x	x	x	x	x
cmssl	Set_Sync_Level	x	x	x	x	x
cmstpn	Set_TP_Name	x	x	x	x	x
cmsltp	Specify_Local_TP_Name	x	x	x	x	x
xchwnd*	Specify_Windows_Handle	x	x	-	-	x
xcstp	Start_TP	x	x	x	-	-
cmtrts	Test_Request_To_Send_Received	x	x	x	x	x
cmwcmp	Wait_For_Completion	x	x	x	-	-
cmwait	Wait_For_Conversation	x	x	x	x	x
xcendt	End_TP	x	x	x	-	-
WinCPICCleanup*		x	x	-	-	x
WinCPICIsBlocking*		-	-	-	-	x
WinCPICSetBlockingHook*		-	-	-	-	x
WinCPICStartup*		x	x	-	-	x
WinCPICUnhookBlockingHook*		-	-	-	-	x

\* indicates: WOSA function for Microsoft Windows  
**x indicates:** Supported function  
**- indicates:** Unsupported function

---

## Specifying Service TP Names



This function is only supported for Communications Server SNA API clients.

You must use special conventions when specifying a service transaction program name with the CMSTPN and CMSLTP functions. Usually, you specify standard TPs with the CPI-C functions. Service transaction programs are specialized transaction programs that provide common network and system services to other programs or users. Examples of service transaction programs include scheduler programs, directory services, and spoolers.

The conventions for specifying a service transaction program name with the CMSTPN and CMSL transaction program functions are

- Specify the name with from two to five bytes of ASCII characters.
- Specify the first byte of the name, for example, 0x23, with two bytes of ASCII characters.
  - Split the first byte of the name into two nibbles, for example, 2 and 3, and specify them in the low-order nibble of each ASCII byte.
  - Set the high-order nibble of each ASCII byte to 1, which indicates that you are specifying a service TP name. Continuing with the example, the first two bytes specified are 0x12 and 0x13.
- Specify the remaining zero to three bytes of the name as ASCII characters. For example, 007.

Therefore, specify a service transaction program name of 0x23 007, as 0x12 0x13 007.

---

## Chapter 7. APPC Entry Points

The following sections describe the procedure entry points for APPC.

**Note:** Included in the chapters of Part 1 of this book is information on the APPC API provided by the following systems:

- Communications Server running on Windows NT
- SNA API clients for OS/2, Windows NT, Windows 95, Windows 98, and Windows 3.1 that are delivered with the Communications Server/NT product
- Personal Communications for Windows 95, Windows 98, and Windows NT.

When there are differences between the support provided by these systems, it is noted.

---

## APPC

You can use this as a synchronous entry point for all of the APPC verbs. Alternatively, you can use this entry point to issue nonblocking verbs by putting an event handle in the secondary return code field and setting the queue-level nonblocking flag in the **opext** field (AP\_NON\_BLOCKING).

### Syntax

```
void WINAPI APPC(long)
```

Input is a pointer to a verb control block.

### Returned Values

Examine the primary return code and secondary return code for any errors.

### Usage Notes

**See also:** “WinAsyncAPPCEX()” on page 53.



APPC is the only entry point supported for SNA API OS/2 clients.



---

## WinAsyncAPPC()

This is an asynchronous entry point for all of the APPC verbs. An application uses this entry point if it chooses to be notified of completion through a Windows message. Personal Communications and Communications Server provide this entry point for compatibility with existing applications.

### Syntax

```
HANDLE WINAPI WinAsyncAPPC(HWND hWnd,  
                             long vcb)
```

#### Parameter

##### Description

**hWnd** Window handle to receive completion message.

**vcb** Pointer to verb control block.

### Returned Values

The return value specifies whether the asynchronous request completed successfully. If the request was successful, the actual return value is a handle. If the function was not successful, Personal Communications and Communications Server returns a 0.

### Usage Notes

APPC verbs that can block are as follows:

- **[MC\_]ALLOCATE**
- **[MC\_]CONFIRM**
- **[MC\_]CONFIRMED**
- **[MC\_]DEALLOCATE**
- **[MC\_]FLUSH**
- **[MC\_]PREPARE\_TO\_RECEIVE**
- **RECEIVE\_ALLOCATE**
- **[MC\_]RECEIVE\_AND\_WAIT**
- **[MC\_]RECEIVE\_EXPEDITED\_DATA**
- **[MC\_]REQUEST\_TO\_SEND**
- **[MC\_]SEND\_CONVERSATION**
- **[MC\_]SEND DATA**
- **[MC\_]SEND\_ERROR**
- **[MC\_]SEND\_EXPEDITED\_DATA**
- **TP\_ENDED**
- **TP\_STARTED**

The WinAsyncAPPC entry point permits the verb to be canceled, but does not support queue-level nonblocking. The APPC entry point supports queue-level nonblocking, but does not permit the application to cancel the verb.

This entry point does not support queue-level nonblocking. If the queue-level nonblocking flag **AP\_NON\_BLOCKING** is specified on the asynchronous interface, Personal Communications and Communications Server ignores it. When using the asynchronous entry point, an application can have only one outstanding function in progress on a conversation at a time. An attempt to initiate a second function results in the error code **AP\_CONV\_BUSY**. If an application needs to be notified of asynchronous

completion through an event handle, it can use either the **WinAsyncAPPCEx** or **APPC** entry point. The exceptions to the previous paragraph are **RECEIVE\_AND\_POST** and **RECEIVE\_AND\_WAIT**. To enable full use to be made of the asynchronous support, Personal Communications and Communications Server alters asynchronously issued **RECEIVE\_AND\_WAIT** verbs to act like the **RECEIVE\_AND\_POST** verb. Specifically, while an asynchronous **RECEIVE\_AND\_POST** or **RECEIVE\_AND\_WAIT** is outstanding, an application can issue the following verbs on the same conversation:

- **REQUEST\_TO\_SEND**
- **GET\_TYPE**
- **GET\_ATTRIBUTES**
- **TEST\_RTS**
- **DEALLOCATE** (AP\_ABEND\_PROG, AP\_ABEND\_SVC, or AP\_ABEND\_TIMER)
- **SEND\_ERROR**
- **TP\_ENDED**

This enables an application, such as a server, to use an asynchronous **RECEIVE\_AND\_WAIT** to receive data. While the **RECEIVE\_AND\_POST** or **RECEIVE\_AND\_WAIT** is outstanding, the application can still use **SEND\_ERROR** and **REQUEST\_TO\_SEND**.

When the asynchronous operation is complete, the application's window *hWnd* receives the message returned by **RegisterWindowMessage** with "**WinAsyncAPPC**" as the input string. The *wParam* argument contains the asynchronous task handle returned by the original function call. The *lParam* argument contains the original VCB pointer and can be used to determine the final return code.

**WinAPPCancelAsyncRequest** permits an application to cancel any asynchronous APPC action, but terminates the related conversation or transaction program as appropriate. Any outstanding operations return with AP\_CANCELED as the return code.

If the function returns successfully, Personal Communications and Communications Server posts a **WinAsyncAPPC()** message to the application when the operation completes or the conversation is canceled.

**See also:**

"WinAsyncAPPCEx()" on page 53.

"WinAPPCancelAsyncRequest()" on page 55.

---

## WinAsyncAPPCEx()

This is an asynchronous entry point for all of the APPC verbs. Use this call to enable multiple sessions to be handled on the same thread.

Use this entry point if you want the application to be notified of completion through an event and your application requires the ability to cancel outstanding verbs; otherwise, use the APPC queue-level nonblocking entry point.

### Syntax

```
HANDLE WINAPI WinAsyncAPPCEx(HANDLE handle,  
                             long vcb);
```

#### Parameter

##### Description

##### handle

Handle of the event that the application will wait on.

##### vcb

Pointer to verb control block.

### Returned Values

The return value specifies whether the asynchronous request was successful. If the function was successful, the actual return value is a handle. If the function was not successful, Personal Communications and Communications Server returns a 0.

### Usage Notes

This verb is intended for use with **WaitForMultipleObjects** in the Win32\*\* API.

APPC verbs that can block are as follows:

- **[MC\_]ALLOCATE**
- **[MC\_]CONFIRM**
- **[MC\_]CONFIRMED**
- **[MC\_]DEALLOCATE**
- **[MC\_]FLUSH**
- **[MC\_]PREPARE\_TO\_RECEIVE**
- **RECEIVE\_ALLOCATE**
- **[MC\_]RECEIVE\_AND\_WAIT**
- **[MC\_]REQUEST\_TO\_SEND**
- **[MC\_]SEND\_CONVERSATION**
- **[MC\_]SEND\_DATA**
- **[MC\_]SEND\_ERROR**
- **TP\_ENDED**
- **TP\_STARTED**

This entry point does not support queue-level nonblocking. If the queue-level nonblocking flag **AP\_NON\_BLOCKING** is specified on the asynchronous interface, Personal Communications and Communications Server ignores it. When using the asynchronous entry point, an application can have only one outstanding function in progress on a conversation at a time. An attempt to initiate a second function results in the error code **AP\_CONV\_BUSY**.

The **WinAsyncAPPCEx** entry point permits the verb to be canceled, but does not support queue-level nonblocking. The **APPC** entry point supports queue-level nonblocking, but does not permit the application to cancel the verb. The exceptions to the previous paragraph are **RECEIVE\_AND\_POST** and **RECEIVE\_AND\_WAIT**. To enable full use to be made of the asynchronous support, Personal Communications and Communications Server alters asynchronously issued **RECEIVE\_AND\_WAIT** verbs to act like the **RECEIVE\_AND\_POST** verb. Specifically, while an asynchronous **RECEIVE\_AND\_POST** or **RECEIVE\_AND\_WAIT** is outstanding, an application can issue the following verbs on the same conversation:

- **REQUEST\_TO\_SEND**
- **GET\_TYPE**
- **GET\_ATTRIBUTES**
- **TEST\_RTS**
- **DEALLOCATE** (AP\_ABEND\_PROG, AP\_ABEND\_SVC, or AP\_ABEND\_TIMER)
- **SEND\_ERROR**
- **TP\_ENDED**

This enables an application, and in particular, a server application, to use an asynchronous **RECEIVE\_AND\_WAIT** to receive data. While the **RECEIVE\_AND\_POST** or **RECEIVE\_AND\_WAIT** is outstanding, the application can still use **SEND\_ERROR** and **REQUEST\_TO\_SEND**.

When the asynchronous operation is complete, Personal Communications and Communications Server notifies the application by the signaling of the event. When the application receives the signal, it examines the primary return code and secondary return code for any error conditions.

**See also:**

“WinAsyncAPPC()” on page 51.

“WinAPPCCancelAsyncRequest()” on page 55.

“APPC” on page 50.

---

## WinAPPCancelAsyncRequest()

This function cancels an outstanding **WinAsyncAPPC**-based request.

### Syntax

```
int WINAPI WinAPPCancelAsyncRequest(HANDLE handle);
```

#### Parameter

Parameter	Description
-----------	-------------

<b>handle</b>	Supplied parameter; specifies the handle of the request to be canceled.
---------------	---

### Returned Values

The return value specifies whether the asynchronous request was canceled. If the value is 0, Personal Communications and Communications Server canceled the request. Otherwise, the value is one of the following error codes:

#### WAPPCINVALID

The specified asynchronous task ID was not valid.

#### WAPPCALREADY

The asynchronous routine to be canceled has already completed.

### Usage Notes

An application program can cancel an asynchronous task that was previously issued with one of the **WinAsyncAPPC** functions prior to completion, by issuing the **WinAPPCancelAsyncRequest()** call, and specifying the asynchronous event as returned by the initial function in the handle.

If the outstanding verb relates to a conversation (for example, **SEND\_DATA** or **RECEIVE\_AND\_WAIT**), Personal Communications and Communications Server purges the verb and deactivates the session. If the verb relates to a transaction program (for example, **RECEIVE\_ALLOCATE** or **TP\_STARTED**), Personal Communications and Communications Server ends the transaction program. In both cases, although Personal Communications and Communications Server deactivates conversations and sessions as cleanly as possible, it does not flush send buffers or waiting-for-confirmations or other pending actions. This call is synchronous. After the previously described processing is complete, Personal Communications and Communications Server posts a completion message for the canceled verb.

If an attempt to cancel an existing asynchronous **WinAsyncAPPC** routine fails with an error code of **WAPPCALREADY**, the original routine has already completed. Either the application has dealt with the resulting notification, or the application has not dealt with the completion notification. It is not possible to cancel an asynchronous verb issued through the APPC queue-level nonblocking entry point.

**See also:** “WinAsyncAPPC()” on page 51.

---

## WinAPPCancelBlockingCall()

This function cancels any outstanding blocking operation for its thread. If Personal Communications and Communications Server cancels an outstanding blocked call, it generates an error code of `AP_CANCELLED`. Use this call only from within a blocking hook function. Personal Communications and Communications Server provides this function for backward compatibility with existing applications.

### Syntax

```
Int WINAPI WinAPPCancelBlockingCall(void);
```

### Returned Values

The return value specifies whether the cancellation request was successful. If the value is 0, Personal Communications and Communications Server canceled the request. Otherwise, the value is the following error code:

#### WAPPCINVALID

There is no outstanding blocking call.

### Usage Notes

If the outstanding verb relates to a conversation (for example, **SEND\_DATA** or **RECEIVE\_AND\_WAIT**), Personal Communications and Communications Server purges the verb and deactivates the session. If the verb relates to a transaction program (for example, **RECEIVE\_ALLOCATE** or **TP\_STARTED**), Personal Communications and Communications Server ends the transaction program. In both cases, although Personal Communications and Communications Server deactivates conversations and sessions as cleanly as possible, it does not flush send buffers or waiting-for-confirmations or other pending actions. This call is synchronous. After the previously described processing is complete, the function is finished.

A multithreaded application can have multiple blocking operations outstanding, but only one per thread. To distinguish between multiple outstanding calls, **WinAPPCancelBlockingCall()** cancels the outstanding operation on the current, or calling, application thread if one exists; otherwise, it fails. APPC suspends the calling application thread while an operation is outstanding. As a result, the thread on which the blocking operation was initiated does not regain control (and therefore, is not be able to issue a call to **WinAPPCancelBlockingCall()**) unless the application has previously registered a blocking hook for the thread by using **WinAPPCSetBlockingHook**.



This is not supported for Windows, Windows 95, and Windows NT SNA API clients.

---

## WinAPPCCleanup()

This function terminates and deregisters an application from the APPC API.

### Syntax

```
BOOL WINAPI WinAPPCCleanup(void);
```

### Returned Values

The return value specifies whether the deregistration was successful. If the value is not 0, Personal Communications and Communications Server have successfully deregistered the application. If Personal Communications and Communications Server have not deregistered the application, it returns a value of 0.

### Usage Notes

Use **WinAPPCCleanup()** to deregister Personal Communications and Communications Server application from the APPC API.

Personal Communications and Communications Server terminates conversations that are still active and ends transaction programs. This function is equivalent to issuing **TP\_ENDED(HARD)** on all transaction programs owned by the application.

**See also:** “WinAPPStartup()” on page 59.

---

## WinAPPCIsBlocking()

This function determines if a thread is executing while waiting for a previous blocking call to finish. Personal Communications and Communications Server provides this function for backward compatibility with existing applications.

### Syntax

```
BOOL WINAPI WinAPPCIsBlocking(void);
```

The return value specifies the outcome of the function. If the value is not 0, an outstanding blocking call is awaiting completion. A value of 0 means there is no outstanding blocking call.

### Usage Notes

Personal Communications and Communications Server DLL prohibits more than one blocking call per thread; it returns `AP_THREAD_BLOCKING` if this occurs. A thread that is executing a blocking call is not reentered unless a blocking hook function has been set. In this case, **WinAPPCIsBlocking** returns true only from within a blocking hook function.

#### See also:

“WinAPPCancelBlockingCall()” on page 56.

“WinAPPCSetBlockingHook()” on page 60.

“WinAPPCUnhookBlockingHook()” on page 61.



This is not supported for Windows 95, Windows 98, and Windows NT SNA API clients.



---

## WinAPPCStartup()

This function enables an application to specify the version of Personal Communications and Communications Server required and to retrieve version information from Personal Communications and Communications Server. This call is not required.

### Syntax

```
int WINAPI WinAPPCStartup(WORD wVersionRequired,  
                          LPWAPPCDATA wappcdata);
```

#### Parameter

##### Description

##### *wVersionRequired*

Specifies the version of Personal Communications and Communications Server support required. The high-order byte specifies the minor version (revision) number; the low-order byte specifies the major version number.

##### **wappcdata**

Returns the version of APPC API and a description of API implementation.

### Returned Values

The return value specifies whether Personal Communications and Communications Server successfully registered the application and whether it can support the specified version number. If the value is 0, Personal Communications and Communications Server supports the specified version and it successfully registers the application. Otherwise, one of the following values is returned:

#### **WAPPCSYSNOTREADY**

The underlying network subsystem is not ready for network communication.

#### **WAPPCVERNOTSUPPORTED**

This particular Personal Communications or Communications Server implementation does not support the version of Personal Communications or Communications Server support requested.

#### **WAPPCINVALID**

Personal Communications and Communications Server could not determine the specified version.

### Usage Notes

**WinAPPCStartup()** is intended to help with compatibility of future releases of the API. This DLL supports Version 1.0.

**See also:** “WinAPPCleanup()” on page 57.

---

## WinAPPCSetBlockingHook()

This function enables an APPC implementation of the APPC API to block APPC function calls.

Personal Communications and Communications Server provides this function for compatibility with existing applications.

### Syntax

```
FARPROC WINAPI WinAPPCSetBlockingHook(FARPROC IpBlockFunc);
```

#### Parameter

	Description
--	-------------

<b>IpBlockFunc</b>	Specifies the procedure instance address of the blocking function to be installed.
--------------------	--

### Returned Values

The return value points to the procedure instance of the previously installed blocking function. The application or library that calls the **SetBlockingHook** function should save this return value so that it can be restored if needed. (If nesting is not important, the application can simply discard the value returned by **WinAPPCSetBlockingHook()** and eventually use **WinAPPCUnhookBlockingHook** to restore the default mechanism.)

### Usage Notes

A blocking function returns FALSE if it receives a WM\_QUIT message so that Personal Communications and Communications Server can return control to the application to process the message and terminate gracefully. Otherwise, the function returns TRUE.

No default blocking hook is implemented. If an application does not set a blocking hook, the application thread waits indefinitely for the blocking call to return.

If the blocking hook function does not return TRUE, returns the blocking verb to the application with the primary return code AP\_CANCELLED.

This function is implemented by thread. It provides for a particular thread to replace the blocking mechanism without affecting other threads.

#### See also:

“WinAPPCancelBlockingCall()” on page 56.

“WinAPPCIsBlocking()” on page 58.

“WinAPPCUnhookBlockingHook()” on page 61.



This is not supported for Windows 95, Windows 98, and Windows NT SNA API clients.

---

## WinAPPCUnhookBlockingHook()

This function removes any previous blocking hook that has been installed.

Personal Communications and Communications Server provides this function for backward compatibility with existing applications.

### Syntax

```
BOOL WINAPI WinAPPCUnhookBlockingHook (void);
```

### Returned Values

The return value specifies the outcome of the function. It is not 0 if Personal Communications and Communications Server successfully reinstalled the default mechanism. The value is 0 if Personal Communications and Communications Server did not reinstall the default mechanism.

### Usage Notes

After the function is called, this application thread waits indefinitely for all future blocking calls to complete.

**See also:** “WinAPPCSetBlockingHook()” on page 60.



This is not supported for Windows 95, Windows 98, and Windows NT SNA API clients.

---

## GetAppcConfig()

This function is not implemented. However, an entry point is provided for backward compatibility. If a valid set of parameters is specified, Personal Communications and Communications Server returns APPC\_CFG\_SUCESS\_NO\_DEFAULT\_REMOTE and puts a NULL terminator in the first byte of the RemLu buffer.

In many cases this call is not necessary because Personal Communications and Communications Server are APPN capable nodes. The partner LU name can be specified on ALLOCATE and a search for the LU will be initiated. However, applications can use the Node Operator Facility (NOF) interface to retrieve this information. For information on using the NOF interface, refer to the *System Management Programming*.

---

## GetAppcReturnCode()

This function converts the primary and secondary return codes in the VCB to a printable string. It provides a standard set of error strings for use by APPC applications.

### Syntax

```
int WINAPI GetAppcReturnCode (struct appc_hdr *vcb,  
                             UINT buffer_length,  
                             unsigned char *buffer_addr);
```

#### Parameter

##### Description

**vcb** Supplied parameter; specifies the address of the verb control block.

##### buffer\_length

Supplied parameter; specifies the length of the buffer pointed to by **buffer\_addr**. The recommended length is 256.

##### buffer\_addr

Supplied/returned parameter; specifies the address of the buffer that will hold the formatted, null-terminated string. Length of the string in the specified buffer.

### Returned Values

#### 0x20000001

The parameters are not valid; the function could not read from the specified verb control block or could not write to the specified buffer.

#### 0x20000002

The specified buffer is too small.

### Usage Notes

The descriptive error string returned in **buffer\_addr** does not terminate with a new line character (**\n**).



---

## Chapter 8. APPC Verbs

This chapter documents the syntax of each verb passed across the APPC API, and describes the parameters passed in and returned for each verb.

This chapter also provides reference information for the APPC basic and mapped conversation verbs that are provided for APPC duplex and half-duplex conversations. As you read through this chapter, you will discover that the basic and mapped verbs are very similar and that is why they have been combined into one chapter. However, there are some differences. Those differences are denoted as follows:



This symbol appears when information applies only to a basic verb.



This symbol appears when information applies only to a mapped verb.

**One more clarification in the information!** When the conversation verb can be basic or mapped, it is denoted as follows:

**[MC\_]**VERBNAME

**Note:** Included in chapters of Part 1 of this book is information on the APPC API provided by the following systems:

- Communications Server running on Windows NT
- SNA API clients for OS/2, Windows NT, Windows 95, Windows 98, and Windows 3.1 that are delivered with Communications Server
- Personal Communications for Windows 95, Windows 98, and Windows NT

When there are differences between the support provided by these systems, it is noted.

---

## Verb Control Blocks

This section contains a general description of the fields and indications for each verb.

### Common Fields

Each VCB has a number of common fields, as follows:

**opcode**

Verb operation code: an identifying field containing the name of the verb.

**format**

Identifies the format of the VCB. The value that this field must be set to in order to specify the current version of the VCB is documented individually under each verb.

**primary\_rc**

Primary return code. Possible values for each verb are listed in the following sections.

**secondary\_rc**

Secondary return code. This supplements the information provided by the primary return code. Possible values for each verb are listed in the following sections. Some VCBs also contain the following fields.

**opext** Verb extension code. This supplements the information provided by the verb operation code. If the

verb signal is to be processed in nonblocking mode, the flag AP\_NON\_BLOCKING must be set. In the signals described below these common fields are included, but not explained individually.

### TP Identifiers

An 8-byte transaction program identifier is assigned to each active transaction program. This identifier is assigned by Personal Communications and Communications Server.

The transaction program identifier is used to route **TP\_ENDED** verbs and as a correlator on conversation verbs.

The verb control blocks for each signal are described in the following section.

---

## APPC API Support

### Verbs Supported

Personal Communications and Communications Server supports the following verbs at the APPC API.

#### Type Independent Verbs

- GET\_TP\_PROPERTIES
- GET\_TYPE
- RECEIVE\_ALLOCATE
- TP\_ENDED
- TP\_STARTED

#### Conversation Verbs

- [MC\_]ALLOCATE
- [MC\_]CONFIRM
- [MC\_]CONFIRMED
- [MC\_]DEALLOCATE
- [MC\_]FLUSH
- [MC\_]GET\_ATTRIBUTES
- [MC\_]PREPARE\_TO\_RECEIVE
- [MC\_]RECEIVE\_AND\_POST
- [MC\_]RECEIVE\_AND\_WAIT
- [MC\_]RECEIVE\_EXPEDITED\_DATA
- [MC\_]RECEIVE\_IMMEDIATE
- [MC\_]REQUEST\_TO\_SEND
- [MC\_]SEND\_CONVERSATION
- [MC\_]SEND\_DATA
- [MC\_]SEND\_ERROR
- [MC\_]SEND\_EXPEDITED\_DATA
- [MC\_]TEST\_RTS
- [MC\_]TEST\_RTS\_AND\_POST



---

## GET\_TP\_PROPERTIES

**GET\_TP\_PROPERTIES** returns attributes associated with the transaction program.

### VCB Structure

```
typedef struct get_tp_properties
{
    unsigned short  opcode;           /* verb operation code          */
    unsigned char   opext;           /* verb extension code          */
    unsigned char   format;         /* format                        */
    unsigned char   reserv2[2];     /* verb format                   */
    unsigned short  primary_rc;     /* primary return code          */
    unsigned long   secondary_rc;   /* secondary return code        */
    unsigned char   tp_id[8];       /* TP identifier                 */
    unsigned char   tp_name[64];    /* TP name                      */
    unsigned char   lu_alias[8];    /* LU alias                     */
    luw_id_overlay  luw_id;         /* LUW identifier               */
    unsigned char   fqlu_name[17];  /* fully qualified LU name      */
    unsigned char   reserv3[10];    /* reserved                      */
    unsigned char   user_id[10];   /* user id                      */
} GET_TP_PROPERTIES;
typedef struct luw_id_overlay
{
    unsigned char   fqlu_name_len;  /* fully qualified LU name length */
    unsigned char   fqlu_name[17]; /* fully qualified LU name        */
    unsigned char   instance[6];   /* instance number               */
    unsigned char   sequence[2];   /* sequence number               */
} LUW_ID_OVERLAY;
```

### Supplied Parameters

The transaction program supplies the following parameters to Personal Communications and Communications Server:

#### opcode

AP\_GET\_TP\_PROPERTIES

**tp\_id** Identifier for the local transaction program. The value of this parameter was returned by the **TP\_STARTED** verb in the invoking transaction program or by **RECEIVE\_ALLOCATE** in the invoked transaction program.

**opext** AP\_BASIC\_CONVERSATION

#### format

Identifies the format of the VCB. Set this field to one to specify the version of the VCB listed above.

### Returned Parameters

If the verb executes successfully, Personal Communications and Communications Server returns the following parameters:

#### primary\_rc

AP\_OK

#### tp\_name

Name of the local transaction program, that is, the transaction program issuing this verb. Personal Communications and Communications Server does not check the character set of this field.

## GET\_TP\_PROPERTIES

### **lu\_alias**

Alias of the local LU associated with the transaction program. This is an 8-byte string in a locally displayable character set. All 8 bytes are significant and must be set.

The **luw\_id** field is a logical unit of work identifier associated with unprotected conversations (conversations with **sync\_level** of AP\_NONE or AP\_CONFIRM\_SYNC\_LEVEL). The **luw\_id\_overlay** contains the following parameters:

### **luw\_id\_overlay.fq\_lu\_name\_len**

Length of fully qualified LU name associated with logical unit of work.

### **luw\_id\_overlay.fq\_lu\_name**

Fully qualified LU name associated with Logical Unit of Work. This name is up to 17 bytes long and is right-padded with EBCDIC blanks. It is composed of two type-A EBCDIC character strings concatenated by an EBCDIC dot. (Each name can have a maximum length of 8 bytes with no embedded blanks. If the network ID is not present, then omit the dot.) If the name length is less than 17 bytes, **instance** and **sequence** immediately follow the name (note that this means the fields of the LUW\_ID\_OVERLAY structure cannot be used to access either **instance** or **sequence**).

### **luw\_id\_overlay.instance**

Logical unit of work instance number. This is a binary string of length 6 bytes.

### **luw\_id\_overlay.sequence**

Logical unit of work sequence number. This is a binary string of length 2 bytes.

If **luw\_id\_overlay.fq\_lu\_name\_len** is less than 17, **luw\_id\_overlay** is right padded with EBCDIC blanks (after **instance** and **sequence**).

### **luw\_id\_overlay.fq\_lu\_name**

Fully qualified name of the local LU associated with the transaction program. This name is 17 bytes long and is right-padded with EBCDIC blanks. It is composed of two type-A EBCDIC character strings concatenated by an EBCDIC dot. (Each name can have a maximum length of 8 bytes with no embedded blanks. If the network ID is not present, then omit the dot.)

### **user\_id**

User ID of the initiator of the transaction. This is a 10-byte type-AE EBCDIC character string, padded to the right with EBCDIC spaces.

If the verb does not execute because of a parameter error, Personal Communications and Communications Server returns the following parameters:

### **primary\_rc**

AP\_PARAMETER\_CHECK

### **secondary\_rc**

AP\_BAD\_TP\_ID

The conditions generating the following possible primary return codes (**primary\_rc**) are described in Appendix A. APPC Common Return Codes.

AP\_TP\_BUSY

AP\_UNEXPECTED\_SYSTEM\_ERROR

---

## GET\_TYPE

The **GET\_TYPE** verb returns the conversation type (basic or mapped) of a particular conversation.

### VCB Structure

```
typedef struct get_type
{
    unsigned short    opcode;           /* verb operation code    */
    unsigned char     opext;           /* verb extension code    */
    unsigned char     format;         /* format                  */
    unsigned short    primary_rc;     /* primary return code    */
    unsigned long     secondary_rc;   /* secondary return code  */
    unsigned char     tp_id[8];      /* TP identifier          */
    unsigned long     conv_id;        /* conversation identifier */
    unsigned char     conv_type;      /* conversation type      */
    unsigned char     conv_style;     /* conversation style     */
} GET_TYPE;
```

### Supplied Parameters

The transaction program supplies the following parameters to Personal Communications and Communications Server:

#### opcode

AP\_GET\_TYPE

**opext** AP\_BASIC\_CONVERSATION

#### format

Identifies the format of the VCB. Set this field to one to specify the version of the VCB listed above.

**tp\_id** Identifier for the local transaction program. The value of this parameter was returned by the **TP\_STARTED** verb in the invoking transaction program or by **RECEIVE\_ALLOCATE** in the invoked transaction program.

#### conv\_id

Conversation identifier. The value of this parameter was returned by the **ALLOCATE** verb in the invoking transaction program or by **RECEIVE\_ALLOCATE** in the invoked transaction program.

### Returned Parameters

If the verb executes successfully, Personal Communications and Communications Server returns the following parameters:

#### primary\_rc

AP\_OK

#### conv\_type

Conversation type of the conversation identified by **conv\_id**.

AP\_BASIC\_CONVERSATION

AP\_MAPPED\_CONVERSATION

#### conv\_style

Conversation style of the conversation identified by **conv\_id**. This field requires the format 1 version of the VCB. See "Full-Duplex VCBs" on page 37 for more details on accessing format 1 VCBs.

## GET\_TYPE

AP\_HALF\_DUPLEX  
AP\_FULL\_DUPLEX

If the verb does not execute because of a parameter error, Personal Communications and Communications Server returns the following parameters:

### **primary\_rc**

AP\_PARAMETER\_CHECK

### **secondary\_rc**

AP\_BAD\_TP\_ID

AP\_BAD\_CONV\_ID

The conditions generating the following possible primary return codes (**primary\_rc**) are described in Appendix A. APPC Common Return Codes.

AP\_TP\_BUSY  
AP\_UNEXPECTED\_SYSTEM\_ERROR

---

## RECEIVE\_ALLOCATE

The **RECEIVE\_ALLOCATE** verb requests information needed to establish a new transaction program for a conversation with a partner transaction program that has issued an **ALLOCATE** or **MC\_ALLOCATE** verb.

### VCB Structure

```
typedef struct receive_allocate
{
    unsigned short opcode;           /* verb operation code          */
    unsigned char  opext;           /* verb extension code          */
    unsigned char  format;          /* format                        */
    unsigned short primary_rc;      /* primary return code          */
    unsigned long  secondary_rc;    /* secondary return code        */
    unsigned char  tp_name[64];     /* TP name                      */
    unsigned char  tp_id[8];        /* TP identifier                */
    unsigned long  conv_id;          /* conversation identifier      */
    unsigned char  sync_level;      /* sync Level                   */
    unsigned char  conv_type;       /* conversation type            */
    unsigned char  user_id[10];     /* user ID                      */
    unsigned char  lu_alias[8];     /* LU alias                     */
    unsigned char  plu_alias[8];    /* partner LU alias            */
    unsigned char  mode_name[8];    /* mode name                    */
    unsigned char  reserv3[2];      /* reserved                     */
    unsigned long  conv_group_id;   /* conversation group ID        */
    unsigned char  fqplu_name[17];  /* fully qualified partner LU name */
    unsigned char  pip_incoming;    /* received PIP data           */
    unsigned char  conversation_style; /* conversation style          */
    unsigned char  reserv4[3];      /* reserved                     */
    unsigned char  password[10];   /* security password           */
    unsigned char  reserv5[2];      /* reserved                     */
    unsigned char  dload_id[8];     /* user ID                     */
} RECEIVE_ALLOCATE;
```

### Supplied Parameters

The transaction program supplies the following parameters to Personal Communications and Communications Server:

#### opcode

AP\_RECEIVE\_ALLOCATE

**opext** AP\_BASIC\_CONVERSATION

#### format

Identifies the format of the VCB. Set this field to zero to specify the version of the VCB listed above.

#### tp\_name

Name of the transaction program. Personal Communications and Communications Server does not check the character set of this field.

### Returned Parameters

If the verb executes successfully, Personal Communications and Communications Server returns the following parameters:

#### primary\_rc

AP\_OK

**tp\_id** Identifier for the local transaction program. This value is assigned by Personal Communications

## RECEIVE\_ALLOCATE

and Communications Server to the transaction program. The transaction program passes this identifier to Personal Communications and Communications Server on all subsequent APPC verbs.

### **conv\_id**

Conversation identifier. This value identifies the conversation established between the two transaction programs.

### **sync\_level**

Synchronization level of the conversation.

AP\_CONFIRM\_SYNC\_LEVEL

AP\_NONE

### **conv\_type**

Conversation type of the conversation identified by **conv\_id**.

AP\_BASIC\_CONVERSATION

AP\_MAPPED\_CONVERSATION

### **user\_id**

User ID supplied by the partner transaction program. This is a 10-byte type-AE EBCDIC character string, padded to the right with EBCDIC spaces.

### **lu\_alias**

Alias by which the local LU is known. This is an 8-byte string in a locally displayable character set. All 8 bytes are significant and must be set.

### **plu\_alias**

Alias by which the partner LU is known to the local transaction program. This is an 8-byte string in a locally displayable character set. All 8 bytes are significant and must be set.

### **mode\_name**

Name of a set of networking characteristics defined during configuration. This is an 8-byte alphanumeric type-A EBCDIC string (starting with a letter), padded to the right with EBCDIC spaces.

### **conv\_group\_id**

Conversation group identifier for the session being used by this conversation.

### **fqplu\_name**

Fully qualified LU name for the partner LU. This name is 17 bytes long and is right-padded with EBCDIC blanks. It is composed of two type-A EBCDIC character strings concatenated by an EBCDIC dot. (Each name can have a maximum length of 8 bytes with no embedded blanks. If the network ID is not present, omit the dot.)

### **pip\_incoming**

Specifies whether the partner transaction program-supplied Program Initialization Parameters (PIP) on the [MC\_]ALLOCATE request. Set to AP\_YES or AP\_NO. If AP\_YES, the PIP data will be received on the first [MC\_]RECEIVE\_\* verb issued on this conversation.

### **conversation\_style**

Conversation style of the conversation identified by **conv\_id**.

AP\_HALF\_DUPLEX

AP\_FULL\_DUPLEX

### **password**

Password associated with **user\_id**. This is a 10-byte type-AE EBCDIC character string, padded to the right with EBCDIC spaces. This is required if Security=Program (AP\_PGM or AP\_PGM\_STRONG); otherwise, it is optional.

## RECEIVE\_ALLOCATE

### **dload\_id**

This field can only be set if the **format** field is set to 1. If the RECEIVE\_ALLOCATE is issued in response to a DYNAMIC\_LOAD\_INDICATION, then this field can be used to correlate the two signals in the following ways.

The RECEIVE\_ALLOCATE will only be correlated with the DYNAMIC\_LOAD\_INDICATION if the **dload\_id** is set to one of the following:

- All zeros
- The **dload\_id** field on the DYNAMIC\_LOAD\_INDICATION.

**Note:** This parameter is not supported on the SNA API clients.

If the verb does not execute because of a parameter error, Personal Communications and Communications Server returns the following parameters:

### **primary\_rc**

AP\_PARAMETER\_CHECK

### **secondary\_rc**

AP\_UNDEFINED\_TP\_NAME

The conditions generating the following possible primary return codes (**primary\_rc**) are described in Appendix A. APPC Common Return Codes.

AP\_UNEXPECTED\_SYSTEM\_ERROR

## SET\_TP\_PROPERTIES

---

# SET\_TP\_PROPERTIES

**SET\_TP\_PROPERTIES** sets attributes associated with the TP.

## VCB Structure

```
typedef struct set_tp_properties
{
    unsigned short  opcode;           /* verb operation code          */
    unsigned char   opext;           /* verb extension code         */
    unsigned char   format;          /* format                       */
    unsigned short  primary_rc;      /* primary return code         */
    unsigned long   secondary_rc;    /* secondary return code       */
    unsigned char   tp_id[8];        /* TP identifier                */
    unsigned char   set_prot_id;     /* set protected LUW identifier */
    unsigned char   new_prot_id;     /* new protected LUW identifier */
    unsigned char   prot_id[26];     /* protected LUW identifier     */
    unsigned char   set_unprot_id;   /* set unprotected LUW identifier */
    unsigned char   new_unprot_id;   /* new unprotected LUW identifier */
    unsigned char   unprot_id[26];   /* unprotected LUW identifier   */
    unsigned char   set_user_id;     /*                             */
    unsigned char   set_password;    /*                             */
    unsigned char   user_id[10];     /*                             */
    unsigned char   new_password[10];/*                             */
} SET_TP_PROPERTIES;
```

## Supplied Parameters

The TP supplies the following parameters to SNAP APPN:

### **opcode**

AP\_SET\_TP\_PROPERTIES

**tp\_id** Identifier for the local TP. The value of this parameter was returned by the **TP\_STARTED** verb in the invoking TP or by **RECEIVE\_ALLOCATE** in the invoked TP.

**opext** AP\_BASIC\_CONVERSATION

### **format**

Identifies the format of the VCB. Set this field to zero to specify the version of the VCB listed above.

### **set\_prot\_id**

Specifies whether the protected Logical Unit of Work identifier should be set.

AP\_YES

AP\_NO

### **new\_prot\_id**

Specifies whether SNAP APPN should generate a new protected Logical Unit of Work identifier. Otherwise, **prot\_id** is used to set the protected LUW identifier. Reserved if **set\_prot\_id** is set to AP\_NO.

AP\_YES

AP\_NO

The **prot\_id** structure specifies the new protected LUW identifier if **set\_prot\_id** is set to AP\_YES and **new\_prot\_id** is set to AP\_NO. Otherwise this structure is reserved.

### **prot\_id.fq\_lu\_name\_len**

Length of fully qualified LU name associated with Logical Unit of Work.

### **prot\_id.fq\_lu\_name**

Fully qualified LU name associated with Logical Unit of Work. this name is up to 17 bytes long. It



## SET\_TP\_PROPERTIES

is composed of 2 type A EBCDIC character strings concatenated by an EBCDIC dot. (Each name can have a maximum length of 8 bytes with no embedded blanks. If the network ID is not present, then omit the dot). If the name length is less than 17 bytes, the **instance** and **sequence** fields must follow the name immediately (note this means **instance** and **sequence** should not be copied into the fields of LUW\_ID\_OVERLAY structure).

### **prot\_id.instance**

Logical Unit of Work instance number. This is a binary string of length 6 bytes.

### **prot\_id.sequence**

Logical Unit of Work sequence number. This is a binary string of length 2 bytes.

If **prot\_id.fq\_lu\_name\_len** is less than 17, **prot\_id** must be right padded with EBCDIC blanks (after **instance** and **sequence**).

### **set\_unprot\_id**

Specifies whether the unprotected Logical Unit of Work identifier should be set.

AP\_YES

AP\_NO

### **new\_unprot\_id**

Specifies whether SNAP APPN should generate a new unprotected Logical Unit of Work identifier. Otherwise, **unprot\_id** is used to set the protected LUW identifier. Reserved if **set\_unprot\_id** is set to AP\_NO.

AP\_YES

AP\_NO

The **unprot\_id** structure specifies the new unprotected LUW identifier if **set\_unprot\_id** is set to AP\_YES and **new\_unprot\_id** is set to AP\_NO. Otherwise this structure is reserved.

### **unprot\_id.fq\_lu\_name\_len**

Length of fully qualified LU name associated with Logical Unit of Work.

### **unprot\_id.fq\_lu\_name**

Fully qualified LU name associated with Logical Unit of Work. This name is up to 17 bytes long. It is composed of 2 type A EBCDIC character strings concatenated by an EBCDIC dot. (Each name can have a maximum length of 8 bytes with no embedded blanks. If the network ID is not present then omit the dot). If the name length is less than 17 bytes, the **instance** and **sequence** fields must follow the name immediately (note this means **instance** and **sequence** should not be copied into the fields of LUW\_ID\_OVERLAY structure).

### **unprot\_id.instance**

Logical Unit of Work instance number. This is a binary string of length 6 bytes.

### **unprot\_id.sequence**

Logical Unit of Work sequence number. This is a binary string of length 2 bytes.

If **unprot\_id.fq\_lu\_name\_len** is less than 17, **unprot\_id** must be right padded with EBCDIC blanks (after **instance** and **sequence**).

### **set\_user\_id**

Specifies whether the **user\_id** field should be set.

AP\_YES

AP\_NO

### **set\_password**

Specifies whether the **new\_password** field should be set.

AP\_YES

AP\_NO

## SET\_TP\_PROPERTIES

### **user\_id**

If **set\_user\_id** is set to AP\_YES, it specifies the new user id. Otherwise this field is reserved.

### **new\_password**

If **set\_password** is set to AP\_YES, it specifies the new password. Otherwise this field is reserved.

**Note:** If an ALLOCATE or SEND\_CONVERSATION specifies a security type of NAP\_SAME, but does not specify a user ID and password specified on a previous SET\_TP\_PROPERTIES verb (if any) are used. If the ALLOCATE or SEND\_CONVERSATION do carry a user ID and password, then these are always used in preference to any which may have been specified on the SET\_TP\_PROPERTIES verb.

## Returned Parameters

If the verb executes successfully, SNAP APPN returns the following parameters:

### **primary\_rc**

AP\_OK

If the verb does not execute because of a parameter error, SNAP APPN returns the following parameters:

### **primary\_rc**

AP\_PARAMETER\_CHECK

### **secondary\_rc**

AP\_BAD\_TP\_ID

The conditions generating the following possible primary return codes (**primary\_rc**) and indented secondary return codes (**secondary\_rc**) are described in Appendix A. APPC Common Return Codes.

AP\_TP\_BUSY

AP\_UNEXPECTED\_SYSTEM\_ERROR

---

## TP\_ENDED

The **TP\_ENDED** verb notifies Personal Communications and Communications Server that a specified transaction program has ended.

### VCB Structure

```
typedef struct tp_ended
{
    unsigned short    opcode;           /* verb operation code */
    unsigned char     opext;           /* verb extension code */
    unsigned char     format;         /* format */
    unsigned short    primary_rc;     /* primary return code */
    unsigned long     secondary_rc;   /* secondary return code */
    unsigned char     tp_id[8];       /* TP identifier */
    unsigned char     type;           /* type of TP ended */
} TP_ENDED;
```

### Supplied Parameters

The transaction program supplies the following parameters to Personal Communications and Communications Server:

#### opcode

AP\_TP\_ENDED

**opext** AP\_BASIC\_CONVERSATION

#### format

Identifies the format of the VCB. Set this field to zero to specify the version of the VCB listed above.

**tp\_id** Identifier for the local transaction program. The value of this parameter was returned by the **TP\_STARTED** verb for an invoking transaction program, or by the **RECEIVE\_ALLOCATE** verb for an invoked transaction program.

**type** Type of **TP\_ENDED**.

AP\_HARD  
 AP\_SOFT  
 AP\_ABEND  
 AP\_CANCEL

If type is AP\_ABEND, Personal Communications and Communications Server does not reply to the **TP\_ENDED** signal.

### Returned Parameters

If the verb executes successfully, Personal Communications and Communications Server returns the following parameter:

#### primary\_rc

AP\_OK

### Returned Parameters

If the verb does not execute because of a parameter error, Personal Communications and Communications Server returns the following parameters:

## **TP\_ENDED**

### **primary\_rc**

AP\_PARAMETER\_CHECK

### **secondary\_rc**

AP\_BAD\_TP\_ID

AP\_BAD\_TYPE

The conditions generating the following possible primary return codes (**primary\_rc**) are described in Appendix A. APPC Common Return Codes.

AP\_TP\_BUSY

AP\_UNEXPECTED\_SYSTEM\_ERROR

---

## TP\_STARTED

The **TP\_STARTED** verb notifies Personal Communications and Communications Server that a program has requested resources for a transaction program initiated as a result of a local command, rather than an incoming allocation request.

### VCB Structure

```
typedef struct tp_started
{
    unsigned short    opcode;           /* verb operation          */
    unsigned char     opext;           /* verb extension         */
    unsigned char     format;         /* format                  */
    unsigned short    primary_rc;     /* primary return code    */
    unsigned long     secondary_rc;   /* secondary return code  */
    unsigned char     lu_alias[8];    /* LU alias                */
    unsigned char     tp_id[8];       /* TP identifier          */
    unsigned char     tp_name[64];    /* TP name                 */
} TP_STARTED;
```

### Supplied Parameters

The transaction program supplies the following parameters to Personal Communications and Communications Server:

#### opcode

AP\_TP\_STARTED

**opext** AP\_BASIC\_CONVERSATION

#### format

Identifies the format of the VCB. Set this field to zero to specify the version of the VCB listed above.

#### lu\_alias

Alias by which the local LU is known. If it is set to zero, Communications Server uses the control point LU. This is an 8-byte string in a locally displayable character set. For Personal Communications, use the default local LU, if specified, otherwise use the control point LU. This is an 8-byte string in a locally displayable character set. All 8 bytes are significant and must be set. A blank **lu\_alias** field is accepted. In this case Communications Server uses the control point LU and Personal Communications uses the default local LU, if specified, otherwise Personal Communications uses the control point LU.



The following information only applies on the Communications Server Windows 95 and Windows NT SNA API clients.

The default local LU alias for each user can be assigned using the appropriate configuration utility, either INI configuration or LDAP.

APPC programs can choose to use a default local LU alias rather than specify one directly. When an APPC program issues a **TP\_START** verb with the **local\_LU\_alias** field set to binary zeroes, the APPC API uses the configured default local LU alias.

#### tp\_name

Name of the transaction program. Personal Communications and Communications Server does not check the character set of this field.

## TP\_STARTED

### Returned Parameters

If the verb was executed successfully, Personal Communications and Communications Server returns the following parameters:

**primary\_rc**

AP\_OK

**tp\_id** Identifier for the local transaction program. This value is assigned by Personal Communications and Communications Server to the transaction program. The transaction program passes this identifier to Personal Communications and Communications Server on all subsequent APPC verbs.

If the verb does not execute because of a parameter error, Personal Communications and Communications Server returns the following parameters:

**primary\_rc**

AP\_PARAMETER\_CHECK

**secondary\_rc**

AP\_INVALID\_LU\_NAME

AP\_INVALID\_ENABLE\_POOL

The conditions generating the following possible primary return code (**primary\_rc**) are described in Appendix A. APPC Common Return Codes.

AP\_UNEXPECTED\_SYSTEM\_ERROR

## [MC\_]ALLOCATE

The **[MC\_]ALLOCATE** verb is issued by the invoking transaction program. This verb allocates a session between the local LU and the partner LU and then (in conjunction with the **RECEIVE\_ALLOCATE** verb) establishes a conversation between the invoking transaction program and the invoked transaction program.

The **ALLOCATE** verb can establish either a basic or mapped conversation. Using the **ALLOCATE** verb to establish a mapped conversation enables the transaction program to use basic conversation verbs to communicate with a mapped conversation partner transaction program.

Personal Communications and Communications Server generates a conversation identifier (**conv\_id**) when this verb executes successfully. This identifier is a parameter that is required for all other APPC conversation verbs.

## VCB Structure

**typedef struct allocate**

```
{
    unsigned short    opcode;                /* verb operation code          */
    unsigned char     opext;                /* verb extension code          */
    unsigned char     format;               /* format                       */
    unsigned short    primary_rc;           /* primary return code          */
    unsigned long     secondary_rc;         /* secondary return code        */
    unsigned char     tp_id[8];             /* TP identifier                 */
    unsigned long     conv_id;              /* conversation identifier       */
    unsigned char     conv_type;            /* conversation type            */
    unsigned char     sync_level;           /* sync level                    */
    unsigned char     reserv3[2];           /* reserved                      */
    unsigned char     rtn_ctl;              /* return control                */
    unsigned char     conversation_style;    /* conversation style           */
    unsigned long     conv_group_id;        /* conversation group identifier */
    unsigned long     sense_data;           /* sense data                    */
    unsigned char     plu_alias[8];         /* partner LU alias             */
    unsigned char     mode_name[8];         /* mode name                     */
    unsigned char     tp_name[64];          /* partner TP name              */
    unsigned char     security;             /* security level                */
    unsigned char     reserv5[11];          /* reserved                      */
    unsigned char     pwd[10];              /* security password            */
    unsigned char     user_id[10];          /* security user id             */
    unsigned short    pip_dlen;             /* PIP data length              */
    unsigned char     *pip_dpnr;            /* pointer to PIP data          */
    unsigned char     reserv5a;             /* reserved                      */
    unsigned char     fqplu_name[17];       /* fully qualified partner LU    */
    /* name                               */
    unsigned char     reserv6[8];           /* reserved                      */
} ALLOCATE;
```

**typedef struct mc\_allocate**

```
{
    unsigned short    opcode;                /* verb operation code          */
    unsigned char     opext;                /* verb extension code          */
    unsigned char     format;               /* format                       */
    unsigned short    primary_rc;           /* primary return code          */
    unsigned long     secondary_rc;         /* secondary return code        */
    unsigned char     tp_id[8];             /* TP identifier                 */
    unsigned long     conv_id;              /* conversation identifier       */
    unsigned char     reserv3;              /* reserved                      */
    unsigned char     sync_level;           /* sync level                    */
    unsigned char     reserv4[2];           /* reserved                      */
    unsigned char     rtn_ctl;              /* return control                */
    unsigned char     conversation_style;    /* conversation style           */
    unsigned long     conv_group_id;        /* conversation group identifier */
    unsigned long     sense_data;           /* sense data                    */
} MC_ALLOCATE;
```

## MC\_ALLOCATE

```
unsigned char    plu_alias[8];        /* partner LU alias      */
unsigned char    mode_name[8];       /* mode name             */
unsigned char    tp_name[64];        /* partner TP name      */
unsigned char    security;           /* security level        */
unsigned char    reserv6[11];        /* reserved               */
unsigned char    pwd[10];            /* security password     */
unsigned char    user_id[10];        /* security user_id     */
unsigned short   pip_dlen;           /* PIP data length      */
unsigned char    *pip_dptra;         /* pointer to PIP data   */
unsigned char    reserv6a;           /* reserved               */
unsigned char    fqplu_name[17];     /* fully qualified partner LU
                                     /* name                  */
unsigned char    reserv7[8];         /* reserved               */
} MC_ALLOCATE;
```

## Supplied Parameters

The transaction program supplies the following parameters to Personal Communications and Communications Server:

### opcode

AP\_B\_ALLOCATE 

AP\_M\_ALLOCATE 

### format

Identifies the format of the VCB. Set this field to zero to specify the version of the VCB listed above.

**opext** AP\_BASIC\_CONVERSATION or AP\_MAPPED\_CONVERSATION. For nonblocking operation, this flag can be ORed together with AP\_NON\_BLOCKING.

**tp\_id** Identifier for the local transaction program.

The value of this parameter was returned by the **TP\_STARTED** verb for an invoking transaction program, or by the **RECEIVE\_ALLOCATE** verb for an invoked transaction program.

**conv\_type** 

Type of conversation to allocate.

AP\_BASIC\_CONVERSATION  
AP\_MAPPED\_CONVERSATION

If the **ALLOCATE** verb establishes a mapped conversation, the local transaction program must issue basic-conversation verbs and provide its own mapping layer to convert data records to logical records and logical records to data records. The partner transaction program can issue basic-conversation verbs and provide the mapping layer, or it can use mapped-conversation verbs (if the implementation of APPC that the partner transaction program is using supports mapped-conversation verbs). For further information, see *IBM Systems Network Architecture: LU 6.2 Reference: Peer Protocols*.

### sync\_level

Synchronization level of the conversation.

AP\_CONFIRM\_SYNC\_LEVEL  
AP\_NONE



**rtn\_ctl**

Specifies when the local LU acting on a session request from the local transaction program is to return control to the local transaction program.

AP\_IMMEDIATE  
 AP\_WHEN\_SESSION\_ALLOCATED  
 AP\_WHEN\_SESSION\_FREE  
 AP\_WHEN\_CONV\_GROUP\_ALLOC  
 AP\_WHEN\_CONWINNER\_ALLOC  
 AP\_WHEN\_CONLOSER\_ALLOC

**conversation\_style**

Conversation style of the conversation identified by **conv\_id**

AP\_HALF\_DUPLEX  
 AP\_FULL\_DUPLEX



This is not supported on the Communications Server SNA API clients for OS/2 and Windows 3.1.

**conv\_group\_id**

Conversation group identifier for the session to be allocated. This parameter is only supplied if **rtn\_ctl** is set to AP\_WHEN\_CONV\_GROUP\_ALLOC.

**plu\_alias**

Alias by which the partner LU is known to the local transaction program. This is an 8-byte string in a locally displayable character set. All 8 bytes are significant and must be set. This name must match the name of a partner LU established during configuration. If this field is set to all zeros, Personal Communications and Communications Server uses the **fqplu\_name** field to specify the required partner LU.



The following information only applies to Communications Server Windows 95 and Windows NT SNA API clients.

The default partner LU alias for each user can be assigned using the appropriate configuration utility, either INI configuration or LDAP.

APPC programs can choose to use a default partner LU alias rather than specify one directly. When an APPC program issues an **ALLOCATE** verb with the **partner\_LU\_alias** field and the **fully\_qualified\_partner\_LU** field set to binary zeroes, the APPC API uses the configured default partner LU alias.

**mode\_name**

Name of a set of networking characteristics usually defined during configuration. This is an 8-byte alphanumeric type-A EBCDIC string (starting with a letter), padded to the right with EBCDIC spaces.

**tp\_name**

Name of the invoked transaction program. Personal Communications and Communications Server does not check the character set of this field. The value of **tp\_name** specified by the **ALLOCATE** verb in the invoking transaction program must match the value of **tp\_name** specified by the **RECEIVE\_ALLOCATE** verb in the invoked transaction program.

## MC\_ALLOCATE

### security

Specifies the information the partner LU requires in order to validate access to the invoked transaction program.

AP\_NONE

The invoked transaction program uses no conversation security.

AP\_PGM

The invoked transaction program uses conversation security, which requires a user ID and password.

AP\_SAME

The invoked transaction program uses conversation security and is configured to accept an already-verified indicator. The user ID will be sent with an already-verified indicator, informing the invoked transaction program that no password is required.

AP\_PGM\_STRONG

Same as AP\_PGM, but the ALLOCATE will only succeed if the session to the partner LU supports password substitution.

**Note:** If the [MC\_]ALLOCATE specifies a security type of AP\_SAME but does not specify a user ID and password, the user ID and password specified on a previous SET\_TP\_PROPERTIES verb (if any) are used. If the [MC\_]ALLOCATE does carry a user ID and password, then these are always used in place of any that may have been specified on the SET\_TP\_PROPERTIES verb.

**pwd** Password associated with **user\_id**. This is a 10-byte type-AE EBCDIC character string, padded to the right with EBCDIC spaces. This is required if Security=Program (AP\_PGM or AP\_PGM\_STRONG); otherwise, it is optional.

### user\_id

User ID required to access the partner transaction program. This is a 10-byte type-AE EBCDIC character string, padded to the right with EBCDIC spaces. This is required if Security=Program (AP\_PGM or AP\_PGM\_STRONG); otherwise, it is optional.

### pip\_dlen

Length of the program initialization parameters (PIP) to be passed to the partner transaction program. Range: 0–32767

### pip\_dptra

Address of buffer containing PIP data. Use this parameter only if **pip\_dlen** is greater than zero.

### fqplu\_name

Fully qualified LU name for the partner LU. This name is 17 bytes long and is right-padded with EBCDIC blanks. It is composed of two type-A EBCDIC character strings concatenated by an EBCDIC dot. (Each name can have a maximum length of 8 bytes with no embedded blanks. If the network ID is not present, then omit the dot.) This field is only significant if the **plu\_alias** field is set to all zeros.

## Returned Parameters

If the verb executes successfully, Personal Communications and Communications Server returns the following parameters:

**primary\_rc**  
AP\_OK

**conv\_id**  
Conversation identifier. This value identifies the conversation established between the two transaction programs.

**conv\_group\_id**  
Conversation group identifier of the session allocated to the conversation.

If the verb is nonblocking and has not completed, Personal Communications and Communications Server returns the following parameters:

**primary\_rc**  
AP\_OPERATION\_INCOMPLETE

**opext** AP\_OPERATION\_INCOMPLETE\_FLAG

If the **rtn\_ctl** parameter was set to AP\_IMMEDIATE, and no session is available immediately, Personal Communications and Communications Server returns the following parameter:

**primary\_rc**  
AP\_UNSUCCESSFUL

If the verb does not execute because of a parameter error, Personal Communications and Communications Server returns the following parameters:

**primary\_rc**  
AP\_PARAMETER\_CHECK

**secondary\_rc**  
AP\_BAD\_CONV\_TYPE 


AP\_BAD\_DUPLEX\_TYPE

AP\_BAD\_RETURN\_CONTROL

AP\_BAD\_SECURITY

AP\_BAD\_SYNC\_LEVEL

AP\_CONFIRM\_INVALID\_FOR\_FDX

AP\_NO\_USE\_OF\_SNASVCMG\_CPSVCMG 

AP\_BAD\_TP\_ID

AP\_PIP\_LEN\_INCORRECT

AP\_UNKNOWN\_PARTNER\_MODE

**sense\_data**  
Provides additional information on the reason the **[MC\_]ALLOCATE** failed.

The conditions generating the following possible primary return codes (**primary\_rc**) and indented secondary return codes (**secondary\_rc**) are described in Appendix A. APPC Common Return Codes.

AP\_ALLOCATION\_ERROR

AP\_ALLOCATION\_FAILURE\_NO\_RETRY

AP\_ALLOCATION\_FAILURE\_RETRY

AP\_FDX\_NOT\_SUPPORTED\_BY\_LU

AP\_SEC\_REQUESTED\_NOT\_SUPPORTED

## MC\_ALLOCATE

AP\_TP\_BUSY  
AP\_UNSUCCESSFUL  
AP\_UNEXPECTED\_SYSTEM\_ERROR  
AP\_CANCELLED

If the **primary\_rc** is set to AP\_ALLOCATION\_ERROR, the **sense\_data** field carries more information on the failure.

## [MC\_]CONFIRM

The **CONFIRM** verb sends the contents of the local LUs send buffer and a confirmation request to the partner transaction program. In response to the **CONFIRM** verb, the partner transaction program normally issues the **CONFIRMED** verb to confirm that it has received the data without error. (If the partner transaction program encounters an error, it issues the **SEND\_ERROR** verb or abnormally deallocates the conversation.)

The transaction program can issue the **CONFIRM** verb only if the conversation's synchronization level, established by the **ALLOCATE** verb, is **AP\_CONFIRM\_SYNC\_LEVEL**.

## VCB Structure

```
typedef struct confirm
{
    unsigned short    opcode;           /* verb operation code */
    unsigned char     opext;           /* verb extension code */
    unsigned char     format;          /* format */
    unsigned short    primary_rc;      /* primary return code */
    unsigned long     secondary_rc;    /* secondary return code */
    unsigned char     tp_id[8];        /* TP identifier */
    unsigned long     conv_id;         /* conversation identifier */
    unsigned char     rts_rcvd;        /* request to send received */
#ifdef WINAPPC_FORMAT_1
    unsigned char     expd_data_rcvd;  /* expedited data received */
#endif
} CONFIRM;

typedef struct mc_confirm
{
    unsigned short    opcode;           /* verb operation code */
    unsigned char     opext;           /* verb extension code */
    unsigned char     format;          /* format */
    unsigned short    primary_rc;      /* primary return code */
    unsigned long     secondary_rc;    /* secondary return code */
    unsigned char     tp_id[8];        /* TP identifier */
    unsigned long     conv_id;         /* conversation identifier */
    unsigned char     rts_rcvd;        /* request to send received */
#ifdef WINAPPC_FORMAT_1
    unsigned char     expd_data_rcvd;  /* expedited data received */
#endif
} MC_CONFIRM;
```

## Supplied Parameters

The transaction program supplies the following parameters to Personal Communications and Communications Server:

### opcode

AP\_B\_CONFIRM 

AP\_M\_CONFIRM 

**opext** AP\_BASIC\_CONVERSATION or AP\_MAPPED\_CONVERSATION. For nonblocking operation, this flag can be ORed together with AP\_NON\_BLOCKING.

### format

Identifies the format of the VCB. Set this field to one to specify the version of the VCB listed above.

## MC\_CONFIRM

**tp\_id** Identifier for the local transaction program. The value of this parameter was returned by the **TP\_STARTED** verb in the invoking transaction program or by **RECEIVE\_ALLOCATE** in the invoked transaction program.

**conv\_id**

Conversation identifier. The value of this parameter was returned by the **ALLOCATE** verb in the invoking transaction program or by **RECEIVE\_ALLOCATE** in the invoked transaction program.

## Returned Parameters

If the verb executes successfully, Personal Communications and Communications Server returns the following parameters:

**primary\_rc**

AP\_OK

**rts\_rcvd**

Request-to-send-received indicator.

AP\_YES

AP\_NO

**expd\_data\_rcvd**

Expedited-data-received indicator. This indication continues to be set to AP\_YES until a **RECEIVE\_EXPEDITED\_DATA** is issued.

AP\_YES

AP\_NO

This field requires the format 1 version of the VCB. See “Full-Duplex VCBs” on page 37 for more details on accessing format 1 VCBs.

If the verb is nonblocking and has not completed, Personal Communications and Communications Server returns the following parameters;

**primary\_rc**

AP\_OPERATION\_INCOMPLETE

**opext** If the verb is nonblocking and has not completed, Personal Communications and Communications Server returns the following parameters:

AP\_OPERATION\_INCOMPLETE\_FLAG

If the verb does not execute because of a parameter error, Personal Communications and Communications Server returns the following parameters:

**primary\_rc**

AP\_PARAMETER\_CHECK

**secondary\_rc**

AP\_BAD\_CONV\_ID

AP\_BAD\_TP\_ID

AP\_CONFIRM\_INVALID\_FOR\_FDX

AP\_CONFIRM\_ON\_SYNC\_LEVEL\_NONE


If the conversation is in the wrong state when the transaction program issues this verb, Personal Communications and Communications Server returns the following parameters:

**primary\_rc**

AP\_STATE\_CHECK

**secondary\_rc**

AP\_CONFIRM\_BAD\_STATE


AP\_CONFIRM\_NOT\_LL\_BDY 


The conditions generating the following possible primary return codes (**primary\_rc**) and indented secondary return codes (**secondary\_rc**) are described in Appendix A. APPC Common Return Codes.

## AP\_ALLOCATION\_ERROR

AP\_SECURITY\_NOT\_VALID  
 AP\_TRANS\_PGM\_NOT\_AVAIL\_RETRY  
 AP\_TRANS\_PGM\_NOT\_AVAIL\_NO\_RETRY  
 AP\_TP\_NAME\_NOT\_RECOGNIZED  
 AP\_PIP\_NOT\_ALLOWED  
 AP\_PIP\_NOT\_SPECIFIED\_CORRECTLY  
 AP\_CONVERSATION\_TYPE\_MISMATCH  
 AP\_SYNC\_LEVEL\_NOT\_SUPPORTED


AP\_CONV\_FAILURE\_NO\_RETRY  
 AP\_CONV\_FAILURE\_RETRY

AP\_DEALLOC\_ABEND 


AP\_DEALLOC\_ABEND\_PROG 

AP\_DEALLOC\_ABEND\_TIMER 

AP\_PROG\_ERROR\_PURGING

AP\_SVC\_ERROR\_PURGING 

AP\_CONVERSATION\_TYPE\_MIXED 

AP\_UNEXPECTED\_SYSTEM\_ERROR 

AP\_TP\_BUSY  
 AP\_CANCELLED

## MC\_CONFIRM

**Note:** For performance reasons, the SNA API client can return a successful return code on the **[MC\_SEND\_DATA]** verb without forwarding it to the server. When a subsequent **[MC\_CONFIRM]** verb is issued, the **[MC\_SEND\_DATA]** is forwarded to the server for processing. If there is a **[MC\_SEND\_DATA]** error return code, it is returned on the **[MC\_CONFIRM]** verb. See the **[MC\_SEND\_DATA]** verb for a list of error return codes.



## [MC\_]CONFIRMED

The **CONFIRMED** verb replies to a confirmation request from the partner transaction program. It informs the partner transaction program that the local transaction program has not detected an error in the received data.

Because the transaction program issuing the confirmation request waits for a confirmation, the **CONFIRMED** verb synchronizes the processing of the two transaction programs.

## VCB Structure


```
typedef struct confirmed
{
    unsigned short    opcode;           /* verb operation code */
    unsigned char     opext;           /* verb extension code */
    unsigned char     format;          /* format */
    unsigned short    primary_rc;      /* primary return code */
    unsigned long     secondary_rc;    /* secondary return code */
    unsigned char     tp_id[8];        /* TP identifier */
    unsigned long     conv_id;         /* conversation identifier */
} CONFIRMED;


typedef struct mc_confirmed
{
    unsigned short    opcode;           /* verb operation code */
    unsigned char     opext;           /* verb extension code */
    unsigned char     format;          /* format */
    unsigned short    primary_rc;      /* primary return code */
    unsigned long     secondary_rc;    /* secondary return code */
    unsigned char     tp_id[8];        /* TP identifier */
    unsigned long     conv_id;         /* conversation identifier */
} MC_CONFIRMED;
```

## Supplied Parameters

The transaction program supplies the following parameters to Personal Communications and Communications Server:

### opcode

AP\_B\_CONFIRMED 

AP\_M\_CONFIRMED 

**opext** AP\_BASIC\_CONVERSATION or AP\_MAPPED\_CONVERSATION. For nonblocking operation, this flag can be ORed together with AP\_NON\_BLOCKING.

### format

Identifies the format of the VCB. Set this field to zero to specify the version of the VCB listed above.

**tp\_id** Identifier for the local transaction program. The value of this parameter was returned by the **TP\_STARTED** verb in the invoking transaction program or by **RECEIVE\_ALLOCATE** in the invoked transaction program.

### conv\_id

Conversation identifier. The value of this parameter was returned by the **ALLOCATE** verb in the invoking transaction processor or by **RECEIVE\_ALLOCATE** in the invoked transaction processor.

## MC\_CONFIRMED

### Returned Parameters

If the verb executes successfully, Personal Communications and Communications Server returns the following parameter:

**primary\_rc**  
AP\_OK

If the verb is nonblocking and has not completed, Personal Communications and Communications Server returns the following parameters:

**primary\_rc**  
AP\_OPERATION\_INCOMPLETE  
**opext** AP\_OPERATION\_INCOMPLETE\_FLAG

If the verb does not execute because of a parameter error, Personal Communications and Communications Server returns the following parameters:

**primary\_rc**  
AP\_PARAMETER\_CHECK  
**secondary\_rc**  
AP\_BAD\_CONV\_ID  
  
AP\_BAD\_TP\_ID  
AP\_CONFIRMED\_INVALID\_FOR\_FDX

If the conversation is in the wrong state when the transaction processor issues this verb, Personal Communications and Communications Server returns the following parameters:

**primary\_rc**  
AP\_STATE\_CHECK  
**secondary\_rc**  
AP\_CONFIRMED\_BAD\_STATE

The conditions generating the following possible primary return codes (**primary\_rc**) are described in Appendix A. APPC Common Return Codes.

AP\_TP\_BUSY  
AP\_UNEXPECTED\_SYSTEM\_ERROR  
AP\_CONVERSATION\_TYPE\_MIXED

## [MC\_]DEALLOCATE

The **DEALLOCATE** verb deallocates a conversation between two transaction programs. Before deallocating the conversation, this verb performs the equivalent of one of the following verbs:

- The **FLUSH** verb, which sends the contents of the local LU's send buffer to the partner LU (and transaction processor).
- The **CONFIRM** verb, which sends the contents of the local LU's send buffer and a confirmation request to the partner transaction programs.

After this verb has successfully executed, the conversation ID is no longer valid.

For half-duplex conversation:

- Deallocates the specified conversation from the transaction program, it can include the function of the **FLUSH** or **CONFIRM** verb.

For full-duplex conversation

- **DEALLOCATE** with **TYPE(FLUSH)** closes the local program's send queue. Both the local and remote programs must close their send queues independently therefore, two **DEALLOCATE TYPE(FLUSH)** verbs are required to end the conversation. Notification that the partner has closed its send queue is given to the receive queue in the form of a **DEALLOCATE\_NORMAL** return code.
- **DEALLOCATE** with **TYPE(ABEND)** is an abrupt termination that will close both sides of the conversation simultaneously. This notification is returned to the remote program's send queue as an **ERROR\_INDICATION** return code, and to remote program's receive queue as a **DEALLOCATE\_ABEND** return code.

## VCB Structure

```
typedef struct deallocate
```

```
{
    unsigned short    opcode;           /* verb operation code */
    unsigned char     opext;           /* verb extension code */
    unsigned char     format;         /* format */
    unsigned short    primary_rc;      /* primary return code */
    unsigned long     secondary_rc;    /* secondary return code */
    unsigned char     tp_id[8];       /* TP identifier */
    unsigned long     conv_id;        /* conversation identifier */
#ifdef WINAPPC_FORMAT_1
    unsigned char     expd_data_rcvd;  /* expedited data received */
    unsigned char     reserv3;        /* reserved */
#endif
    unsigned char     dealloc_type;    /* deallocate type */
    unsigned short    log_dlen;        /* log data length */
    unsigned char     *log_dptr;      /* pointer to log data */
} DEALLOCATE;
```

```
typedef struct mc_deallocate
```

```
{
    unsigned short    opcode;           /* verb operation code */
    unsigned char     opext;           /* verb extension code */
    unsigned char     format;         /* format */
    unsigned short    primary_rc;      /* primary return code */
    unsigned long     secondary_rc;    /* secondary return code */
    unsigned char     tp_id[8];       /* TP identifier */
    unsigned long     conv_id;        /* conversation identifier */
#ifdef WINAPPC_FORMAT_1
    unsigned char     expd_data_rcvd;  /* expedited data received */
    unsigned char     reserv3;        /* reserved */
#endif
} #endif
```

## MC\_DEALLOCATE

```
unsigned char    dealloc_type;        /* deallocate type    */
unsigned char    reserv4[2];         /* reserved           */
unsigned char    reserv5[4];         /* reserved           */
} MC_DEALLOCATE;
```

## Supplied Parameters

The transaction programs supplies the following parameters to Personal Communications and Communications Server:

### opcode

AP\_B\_DEALLOCATE 

AP\_M\_DEALLOCATE 

**opext** AP\_BASIC\_CONVERSATION or AP\_MAPPED\_CONVERSATION. For nonblocking operation, this flag can be ORed together with AP\_NON\_BLOCKING.

On full-duplex conversations, this flag must be ORed together with AP\_FULL\_DUPLEX\_CONVERSATION.



### format

Identifies the format of the VCB. Set this field to one to specify the version of the VCB listed above.


**tp\_id** Identifier for the local transaction program. The value of this parameter was returned by the **TP\_STARTED** verb in the invoking transaction processor or by **RECEIVE\_ALLOCATE** in the invoked transaction program.

### conv\_id

Conversation identifier. The value of this parameter was returned by the **ALLOCATE** verb in the invoking transaction program or by **RECEIVE\_ALLOCATE** in the invoked transaction program.

### dealloc\_type

Specifies how to perform the deallocation.

AP\_ABEND 


AP\_ABEND\_PROG 

AP\_ABEND\_SVC

AP\_ABEND\_TIMER

AP\_FLUSH

AP\_SYNC\_LEVEL

The following values apply to basic only. 

AP\_TP\_NOT\_AVAIL\_NO\_RETRY

AP\_TP\_NOT\_AVAIL\_RETRY

AP\_TPN\_NOT\_RECOGNIZED

AP\_PIP\_DATA\_NOT\_ALLOWED

AP\_PIP\_DATA\_INCORRECT

AP\_RESOURCE\_FAILURE\_NO\_RETRY  
 AP\_CONV\_TYPE\_MISMATCH  
 AP\_SYNC\_LVL\_NOT\_SUPPORTED  
 AP\_SECURITY\_PARAMS\_INVALID

**log\_dlen** 

Number of bytes of data to be sent to the error log file.

Range: 0–32767

The application can append data to the end of the VCB, in which case this field will be greater than zero and **log\_dptr** must be set to NULL. (A length of zero indicates that there is no error log data.)

**log\_dptr** 

Address of data buffer containing error information. The application can append data to the end of the VCB, in which case **log\_dptr** must be set to NULL.

This data is sent to the local error log and to the partner LU. The transaction processor must format the error data as a General Data Stream (GDS) error log variable. For further information, see *IBM Systems Network Architecture: LU 6.2 Reference: Peer Protocols*.

## Returned Parameters

If the verb executes successfully, Personal Communications and Communications Server returns the following parameter:

**primary\_rc**  
 AP\_OK

**expd\_data\_rcvd**  
 Expedited-data-received indicator. This indication continues to be set to AP\_YES until a RECEIVE\_EXPEDITED\_DATA is issued.

This field requires the format 1 version of the VCB. See “Full-Duplex VCBs” on page 37 for more details on accessing format 1 VCBs.

AP\_YES  
 AP\_NO


If the verb does not execute because of a parameter error, Personal Communications and Communications Server returns the following parameters:

**primary\_rc**  
 AP\_PARAMETER\_CHECK

**secondary\_rc**  
 AP\_BAD\_CONV\_ID  
 AP\_BAD\_TP\_ID  
 AP\_DEALLOC\_BAD\_TYPE  
 AP\_DEALLOC\_LOG\_LL\_WRONG



## MC\_DEALLOCATE

If the verb does not execute because of a parameter error, Personal Communications and Communications Server returns the following parameters (for mapped only): 

### primary\_rc

AP\_OPERATION\_INCOMPLETE

**opext** AP\_OPERATION\_INCOMPLETE\_FLAG

If the conversation is in the wrong state when the transaction processor issues this verb, Personal Communications and Communications Server returns the following parameters:


### primary\_rc

AP\_STATE\_CHECK

### secondary\_rc

AP\_DEALLOC\_CONFIRM\_BAD\_STATE

AP\_DEALLOC\_FLUSH\_BAD\_STATE

AP\_DEALLOC\_NOT\_LL\_BDY 

The conditions generating the following possible primary return codes (**primary\_rc**) and indented secondary return codes (**secondary\_rc**) are described in Appendix A. APPC Common Return Codes.

## AP\_ALLOCATION\_ERROR

AP\_SECURITY\_NOT\_VALID

AP\_TRANS\_PGM\_NOT\_AVAIL\_RETRY

AP\_TRANS\_PGM\_NOT\_AVAIL\_NO\_RTRY

AP\_TP\_NAME\_NOT\_RECOGNIZED

AP\_PIP\_NOT\_ALLOWED


AP\_PIP\_NOT\_SPECIFIED\_CORRECTLY

AP\_CONVERSATION\_TYPE\_MISMATCH


AP\_SYNC\_LEVEL\_NOT\_SUPPORTED

AP\_CONV\_FAILURE\_NO\_RETRY

AP\_CONV\_FAILURE\_RETRY


AP\_DEALLOC\_ABEND 

AP\_DEALLOC\_ABEND\_PROG 

AP\_DEALLOC\_ABEND\_SVC 

AP\_DEALLOC\_ABEND\_TIMER 

AP\_PROG\_ERROR\_PURGING

AP\_SVC\_ERROR\_PURGING 

AP\_TP\_BUSY

AP\_CONVERSATION\_TYPE\_MIXED

AP\_DUPLEX\_TYPE\_MIXED

AP\_UNEXPECTED\_SYSTEM\_ERROR  
AP\_CANCELLED  
AP\_ERROR\_INDICATION  
    AP\_ALLOCATION\_ERROR\_PENDING  
    AP\_DEALLOC\_ABEND\_PROG\_PENDING  
    AP\_DEALLOC\_ABEND\_SVC\_PENDING  
    AP\_DEALLOC\_ABEND\_TIMER\_PENDING  
    AP\_UNKNOWN\_ERROR\_TYPE\_PENDING

**Note:** For performance reasons, the SNA API client can return a successful return code on the **[MC\_]SEND\_DATA** verb without forwarding it to the server. When a subsequent **[MC\_]DEALLOCATE** verb is issued, the **[MC\_]SEND\_DATA** is forwarded to the server for processing. If there is a **[MC\_]SEND\_DATA** error return code, it is returned on the **[MC\_]DEALLOCATE** verb. See the **[MC\_]SEND\_DATA** verb for a list of error return codes.

## MC\_FLUSH

### [MC\_]FLUSH

The **FLUSH** verb sends the contents of the local LU's send buffer to the partner LU (and transaction program). If the send buffer is empty, no action takes place.

### VCB Structure


```
typedef struct flush
{
    unsigned short    opcode;           /* verb operation code */
    unsigned char     opext;           /* verb extension code */
    unsigned char     format;          /* format */
    unsigned short    primary_rc;      /* primary return code */
    unsigned long     secondary_rc;    /* secondary return code */
    unsigned char     tp_id[8];        /* TP identifier */
    unsigned long     conv_id;         /* conversation identifier */
} FLUSH;


typedef struct mc_flush
{
    unsigned short    opcode;           /* verb operation code */
    unsigned char     opext;           /* verb extension code */
    unsigned char     format;          /* format */
    unsigned short    primary_rc;      /* primary return code */
    unsigned long     secondary_rc;    /* secondary return code */
    unsigned char     tp_id[8];        /* TP identifier */
    unsigned long     conv_id;         /* conversation identifier */
} MC_FLUSH;
```

### Supplied Parameters

The transaction processor supplies the following parameters to Personal Communications and Communications Server: .

#### opcode

AP\_B\_FLUSH 

AP\_M\_FLUSH 

**opext** AP\_BASIC\_CONVERSATION or AP\_MAPPED\_CONVERSATION. For nonblocking operation, this flag can be ORed together with AP\_NON\_BLOCKING.

On full-duplex conversation, this flag must be ORed together with AP\_FULL\_DUPLEX\_CONVERSATION.

#### format

Identifies the format of the VCB. Set this field to zero to specify the version of the VCB listed above.

**tp\_id** Identifier for the local transaction program. The value of this parameter was returned by the **TP\_STARTED** verb in the invoking transaction program or by **RECEIVE\_ALLOCATE** in the invoked transaction program.

#### conv\_id

Conversation identifier. The value of this parameter was returned by the **ALLOCATE** verb in the invoking transaction program or by **RECEIVE\_ALLOCATE** in the invoked transaction program.



## Returned Parameters

If the verb executes successfully, Personal Communications and Communications Server returns the following parameter:

**primary\_rc**  
AP\_OK

If the verb is nonblocking and has not completed, Personal Communications and Communications Server returns the following parameters:

**primary\_rc**  
AP\_OPERATION\_INCOMPLETE

**opext** AP\_OPERATION\_INCOMPLETE\_FLAG

If the verb does not execute because of a parameter error, Personal Communications and Communications Server returns the following parameters:

**primary\_rc**  
AP\_PARAMETER\_CHECK

**secondary\_rc**  
AP\_BAD\_CONV\_ID

AP\_BAD\_TP\_ID

If the conversation is in the wrong state when the transaction program issues this verb, Personal Communications and Communications Server returns the following parameters:

**primary\_rc**  
AP\_STATE\_CHECK

**secondary\_rc**  
AP\_FLUSH\_NOT\_SEND\_STATE

The conditions generating the following possible primary return codes (**primary\_rc**) and indented secondary return codes (**secondary\_rc**) are described in Appendix A. APPC Common Return Codes.

AP\_TP\_BUSY  
AP\_CONVERSATION\_TYPE\_MIXED  
AP\_DUPLEX\_TYPE\_MIXED  
AP\_UNEXPECTED\_SYSTEM\_ERROR  
AP\_ERROR\_INDICATION  
AP\_ALLOCATION\_ERROR\_PENDING  
AP\_DEALLOC\_ABEND\_PROG\_PENDING  
AP\_DEALLOC\_ABEND\_SVC\_PENDING  
AP\_DEALLOC\_ABEND\_TIMER\_PENDING  
AP\_UNKNOWN\_ERROR\_TYPE\_PENDING

**Note:** For performance reasons, the SNA API client can return a successful return code on the **[MC\_]SEND\_DATA** verb without forwarding it to the server. When a subsequent **[MC\_]FLUSH** verb is issued, the **[MC\_]SEND\_DATA** is forwarded to the server for processing. If there is a **[MC\_]SEND\_DATA** error return code, it is returned on the **[MC\_]FLUSH** verb. See the **[MC\_]SEND\_DATA** verb for a list of error return codes.

## MC\_GET\_ATTRIBUTES

---

### [MC\_]GET\_ATTRIBUTES

The **GET\_ATTRIBUTES** verb returns the attributes of the conversation.

#### VCB Structure

```
typedef struct get_attributes
{
    unsigned short    opcode;           /* verb operation code          */
    unsigned char     opext;            /* verb extension code          */
    unsigned char     format;           /* verb format                   */
    unsigned short    primary_rc;       /* primary return code          */
    unsigned long     secondary_rc;     /* secondary return code        */
    unsigned char     tp_id[8];         /* TP identifier                 */
    unsigned long     conv_id;          /* conversation identifier       */
    unsigned char     reserv3;          /* reserved                      */
    unsigned char     sync_level;       /* sync_level                   */
    unsigned char     mode_name[8];     /* mode name                    */
    unsigned char     net_name[8];      /* network name of local LU     */
    unsigned char     lu_name[8];       /* local LU name                */
    unsigned char     lu_alias[8];      /* local LU alias               */
    unsigned char     plu_alias[8];     /* partner LU alias             */
    unsigned char     plu_un_name[8];   /* partner LU uninterpreted name */
    unsigned char     reserv4[2];       /* reserved                      */
    unsigned char     fqplu_name[17];   /* fully qualified partner LU   */
    /* name                          */
    unsigned char     reserv5;          /* reserved                      */
    unsigned char     user_id[10];      /* user identifier              */
    unsigned long     conv_group_id;    /* conversation group identifier */
    unsigned char     conv_corr_len;    /* conversation correlator      */
    /* length                          */
    unsigned char     conv_corr[8];     /* conversation correlator       */
    unsigned char     reserv6[13];     /* reserved                      */
} GET_ATTRIBUTES;

typedef struct mc_get_attributes
{
    unsigned short    opcode;           /* verb operation code          */
    unsigned char     opext;            /* verb extension code          */
    unsigned char     format;           /* verb format                   */
    unsigned short    primary_rc;       /* primary return code          */
    unsigned long     secondary_rc;     /* secondary return code        */
    unsigned char     tp_id[8];         /* TP identifier                 */
    unsigned long     conv_id;          /* conversation identifier       */
    unsigned char     reserv3;          /* reserved                      */
    unsigned char     sync_level;       /* sync_level                   */
    unsigned char     mode_name[8];     /* mode name                    */
    unsigned char     net_name[8];      /* network name of local LU     */
    unsigned char     lu_name[8];       /* local LU name                */
    unsigned char     lu_alias[8];      /* local LU alias               */
    unsigned char     plu_alias[8];     /* partner LU alias             */
    unsigned char     plu_un_name[8];   /* partner LU uninterpreted name */
    unsigned char     reserv4[2];       /* reserved                      */
    unsigned char     fqplu_name[17];   /* fully qualified partner LU   */
    /* name                          */
    unsigned char     reserv5;          /* reserved                      */
    unsigned char     user_id[10];      /* user identifier              */
    unsigned long     conv_group_id;    /* conversation group identifier */
    unsigned char     conv_corr_len;    /* conversation correlator      */
    /* length                          */
    unsigned char     conv_corr[8];     /* conversation correlator       */
    unsigned char     reserv6[13];     /* reserved                      */
} MC_GET_ATTRIBUTES;
```

## Supplied Parameters

The transaction program supplies the following parameters to Personal Communications and Communications Server:

### opcode

AP\_B\_GET\_ATTRIBUTES 

AP\_M\_GET\_ATTRIBUTES 

**opext** AP\_BASIC\_CONVERSATION or AP\_MAPPED\_CONVERSATION.

On full-duplex conversations, this flag must be ORed together with AP\_FULL\_DUPLEX\_CONVERSATION.

### format

Identifies the format of the VCB. Set this field to zero to specify the version of the VCB listed above.

**tp\_id** Identifier for the local transaction program

The value of this parameter was returned by the **TP\_STARTED** verb in the invoking transaction program or by **RECEIVE\_ALLOCATE** in the invoked transaction program.

### conv\_id

Conversation identifier.

The value of this parameter was returned by the **ALLOCATE** verb in the invoking transaction program or by **RECEIVE\_ALLOCATE** in the invoked transaction program.

## Returned Parameters

If the verb executes successfully, Personal Communications and Communications Server returns the following parameters:

### primary\_rc

AP\_OK

### sync\_level

Synchronization level of the conversation.

AP\_CONFIRM\_SYNC\_LEVEL

AP\_NONE

### mode\_name

Name of the set of networking characteristics associated with the session allocated to the conversation. This is an 8-byte alphanumeric type-A EBCDIC string (starting with a letter), padded to the right with EBCDIC spaces.

### net\_name

Name of the network containing the local LU. This is an 8-byte alphanumeric type-A EBCDIC string (starting with a letter), padded to the right with EBCDIC spaces.

### lu\_name

Name of the local LU. This is an 8-byte alphanumeric type-A EBCDIC string (starting with a letter), padded to the right with EBCDIC spaces.

### lu\_alias

Alias by which the local LU is known to the local transaction program. This is an 8-byte string in a locally displayable character set. All 8 bytes are significant and must be set.

## MC\_GET\_ATTRIBUTES

### **plu\_alias**

Alias by which the partner LU is known to the local transaction program. This is an 8-byte string in a locally displayable character set. All 8 bytes are significant and must be set.

### **plu\_un\_name**

Uninterpreted name of partner LU, that is, the name of the partner LU as defined at the system services control point (SSCP). This is an 8-byte type-A EBCDIC character string.

### **fqplu\_name**

Fully qualified name of the partner LU. This name is 17 bytes long and is right-padded with EBCDIC blanks. It is composed of two type-A EBCDIC character strings concatenated by an EBCDIC dot. (Each name can have a maximum length of 8 bytes with no embedded blanks. If the network ID is not present, then omit the dot.)

### **user\_id**

User ID sent by the invoking transaction program through the **ALLOCATE** verb to access the invoked transaction program (if applicable). This is a 10-byte type-AE EBCDIC character string, padded to the right with EBCDIC spaces.

### **conv\_group\_id**

The conversation group identifier of the session allocated to the conversation.

### **conv\_corr\_len**

Always set to 0.

Range: 0–8

### **conv\_corr**

Always set to 0.

If the verb does not execute because of a parameter error, Personal Communications and Communications Server returns the following parameters:

### **primary\_rc**

AP\_PARAMETER\_CHECK

### **secondary\_rc**

AP\_BAD\_CONV\_ID

AP\_BAD\_TP\_ID

The conditions generating the following possible primary return codes (**primary\_rc**) and indented secondary return codes (**secondary\_rc**) are described in Appendix A. APPC Common Return Codes.

AP\_TP\_BUSY

AP\_CONVERSATION\_TYPE\_MIXED

AP\_DUPLEX\_TYPE\_MIXED

AP\_UNEXPECTED\_SYSTEM\_ERROR

## [MC\_]PREPARE\_TO\_RECEIVE

The **PREPARE\_TO\_RECEIVE** verb changes the state of the conversation for the local transaction program from SEND or SEND\_PENDING to RECEIVE.

Before changing the conversation state, this verb performs the equivalent of one of the following verbs:

- The **FLUSH** verb, which sends the contents of the local LU's send buffer to the partner LU (and transaction program).
- The **CONFIRM** verb, which send the contents of the local LU's send buffer and a confirmation request to the partner transaction program.

After this verb has successfully executed, the local transaction program can receive data.

### VCB Structure


```
typedef struct prepare_to_receive
{
    unsigned short    opcode;           /* verb operation code */
    unsigned char     opext;           /* verb extension code */
    unsigned char     format;          /* format */
    unsigned short    primary_rc;      /* primary return code */
    unsigned long     secondary_rc;    /* secondary return code */
    unsigned char     tp_id[8];        /* TP identifier */
    unsigned long     conv_id;         /* conversation identifier */
    unsigned char     ptr_type;        /* prepare to receive type */
    unsigned char     locks;           /* prepare to receive locks */
} PREPARE_TO_RECEIVE;

typedef struct mc_prepare_to_receive
{
    unsigned short    opcode;           /* verb operation code */
    unsigned char     opext;           /* verb extension code */
    unsigned char     format;          /* format */
    unsigned short    primary_rc;      /* primary return code */
    unsigned long     secondary_rc;    /* secondary return code */
    unsigned char     tp_id[8];        /* TP identifier */
    unsigned long     conv_id;         /* conversation identifier */
    unsigned char     ptr_type;        /* prepare to receive type */
    unsigned char     locks;           /* prepare to receive locks */
} MC_PREPARE_TO_RECEIVE;
```

### Supplied Parameters

The transaction program supplies the following parameters to Personal Communications and Communications Server:

#### opcode

AP\_B\_PREPARE\_TO\_RECEIVE 

AP\_M\_PREPARE\_TO\_RECEIVE 

**opext** AP\_BASIC\_CONVERSATION or AP\_MAPPED\_CONVERSATION. For nonblocking operation, this flag can be ORed together with AP\_NON\_BLOCKING.

#### format

Identifies the format of the VCB. Set this field to zero to specify the version of the VCB listed above.

## MC\_PREPARE\_TO\_RECEIVE

**tp\_id** Identifier for the local transaction program. The value of this parameter was returned by the **TP\_STARTED** verb in the invoking transaction program or by **RECEIVE\_ALLOCATE** in the invoked transaction program.

**conv\_id**

Conversation identifier.

The value of this parameter was returned by the **ALLOCATE** verb in the invoking transaction program or by **RECEIVE\_ALLOCATE** in the invoked transaction program.

**ptr\_type**

Specifies how to perform the state change.

AP\_FLUSH  
AP\_SYNC\_LEVEL  
AP\_P\_TO\_R\_CONFIRM

**locks** Specifies when Personal Communications and Communications Server is to return control to the local transaction processor.

AP\_LONG  
AP\_SHORT

## Returned Parameters

If the verb executes successfully, Personal Communications and Communications Server returns the following parameter:

**primary\_rc**

AP\_OK

If the verb is nonblocking and has not completed, Personal Communications and Communications Server returns the following parameters;

**primary\_rc**

AP\_OPERATION\_INCOMPLETE

**opext** AP\_OPERATION\_INCOMPLETE\_FLAG

If the verb does not execute because of a parameter error, Personal Communications and Communications Server returns the following parameters:

**primary\_rc**

AP\_PARAMETER\_CHECK

**secondary\_rc**

AP\_BAD\_CONV\_ID

AP\_BAD\_TP\_ID  
AP\_P\_TO\_R\_INVALID\_FOR\_FDX  
AP\_P\_TO\_R\_INVALID\_TYPE

If the conversation is in the wrong state when the transaction processor issues this verb, Personal Communications and Communications Server returns the following parameters:

**primary\_rc**

AP\_STATE\_CHECK

**secondary\_rc**







AP\_TO\_R\_NOT\_LL\_BDY



## AP\_P\_TO\_R\_NOT\_SEND\_STATE

The conditions generating the following possible primary return codes (**primary\_rc**) and indented secondary return codes (**secondary\_rc**) are described in Appendix A. APPC Common Return Codes.

## AP\_ALLOCATION\_ERROR

AP\_SECURITY\_NOT\_VALID  
 AP\_TRANS\_PGM\_NOT\_AVAIL\_RETRY  
 AP\_TRANS\_PGM\_NOT\_AVAIL\_NO\_RTRY  
 AP\_TP\_NAME\_NOT\_RECOGNIZED  
 AP\_PIP\_NOT\_ALLOWED  
 AP\_PIP\_NOT\_SPECIFIED\_CORRECTLY  
 AP\_CONVERSATION\_TYPE\_MISMATCH  
 AP\_SYNC\_LEVEL\_NOT\_SUPPORTED  
 AP\_CONV\_FAILURE\_NO\_RETRY  
 AP\_CONV\_FAILURE\_RETRY  
 AP\_DEALLOC\_ABEND   
 AP\_DEALLOC\_ABEND\_PROG   
 AP\_DEALLOC\_ABEND\_SVC   
 AP\_DEALLOC\_ABEND\_TIMER   
 AP\_PROG\_ERROR\_PURGING   
 AP\_SVC\_ERROR\_PURGING   
 AP\_TP\_BUSY  
 AP\_CONVERSATION\_TYPE\_MIXED  
 AP\_UNEXPECTED\_SYSTEM\_ERROR  
 AP\_CANCELLED

**Note:** For performance reasons, the SNA API client can return a successful return code on the **[MC\_]SEND\_DATA** verb without forwarding it to the server. When a subsequent **[MC\_]PREPARE\_TO\_RECEIVE** verb is issued, the **[MC\_]SEND\_DATA** is forwarded to the server for processing. If there is a **[MC\_]SEND\_DATA** error return code, it is returned on the **[MC\_]PREPARE\_TO\_RECEIVE** verb. See the **[MC\_]SEND\_DATA** verb for a list of error return codes.

## MC\_RECEIVE\_AND\_POST

### [MC\_]RECEIVE\_AND\_POST

The **RECEIVE\_AND\_POST** verb receives application data and status information asynchronously. This enables the transaction program to proceed with processing while data is still arriving at the local LU. This verb can only be issued through the APPC entry point.



Not available on Win 3.1 SNA API clients.

### VCB Structure

**typedef struct receive\_and\_post**

```
{
  unsigned short  opcode;           /* verb operation code      */
  unsigned char   opext;           /* verb extension code     */
  unsigned char   format;         /* format                  */
  unsigned short  primary_rc;     /* primary return code     */
  unsigned long   secondary_rc;   /* secondary return code   */
  unsigned char   tp_id[8];      /* TP identifier           */
  unsigned long   conv_id;       /* conversation identifier  */
  unsigned short  what_rcvd;     /* what received          */
  unsigned char   rtn_status;    /* return status with data */
  unsigned char   fill;         /* data fill              */
  unsigned char   rts_rcvd;     /* request to send received */
  unsigned char   expd_data_rcvd; /* expedited data received */
  unsigned short  max_len;      /* maximum length of received
                               /* data                   */
  unsigned short  dlen;         /* actual length of received
                               /* data                   */
  unsigned char   *dptr;       /* pointer to data buffer  */
  unsigned long   *sema;      /* post handle for verb    */
  unsigned char   reserv5;     /* reserved                */
} RECEIVE_AND_POST;
```

**typedef struct mc\_receive\_and\_post**


```
{
  unsigned short  opcode;           /* verb operation code      */
  unsigned char   opext;           /* verb extension code     */
  unsigned char   format;         /* format                  */
  unsigned short  primary_rc;     /* primary return code     */
  unsigned long   secondary_rc;   /* secondary return code   */
  unsigned char   tp_id[8];      /* TP identifier           */
  unsigned long   conv_id;       /* conversation identifier  */
  unsigned short  what_rcvd;     /* what received          */
  unsigned char   rtn_status;    /* return status with data */
  unsigned char   reserv4;     /* reserved                */
  unsigned char   rts_rcvd;     /* request to send received */
  unsigned char   expd_data_rcvd; /* expedited data received */
  unsigned short  max_len;      /* maximum length of received
                               /* data                   */
  unsigned short  dlen;         /* actual length of received
                               /* data                   */
  unsigned char   *dptr;       /* pointer to data buffer  */
  unsigned long   *sema;      /* post handle for verb    */
  unsigned char   reserv6;     /* reserved                */
} MC_RECEIVE_AND_POST;
```


### Supplied Parameters

The transaction program supplies the following parameters to Personal Communications and Communications Server:



**opcode**

AP\_B\_RECEIVE\_AND\_POST 

AP\_M\_RECEIVE\_AND\_POST 

**opext** AP\_BASIC\_CONVERSATION or AP\_MAPPED\_CONVERSATION.

**format**

Identifies the format of the VCB. Set this field to zero to specify the version of the VCB listed above.

**tp\_id** Identifier for the local transaction program. The value of this parameter was returned by the **TP\_STARTED** verb in the invoking transaction program or by **RECEIVE\_ALLOCATE** in the invoked transaction program.

**conv\_id**

Conversation identifier.

The value of this parameter was returned by the **ALLOCATE** verb in the invoking transaction program or by **RECEIVE\_ALLOCATE** in the invoked transaction program.

**rtn\_status**

Indicates whether status information and data can be returned on the same verb.

AP\_YES

AP\_NO

**fill** 

Indicates the manner in which the local transaction program receives data.

AP\_BUFFER

AP\_LL

**max\_len**

Maximum number of bytes of data the local transaction program can receive.

Range: 0–65535

This value must not exceed the length of the buffer to contain the received data.

**dptr** Address of the buffer to contain the data received by the local LU. The application can append data to the end of the VCB in which case **dptr** must be set to NULL.

**sema** Handle of the event that the application will wait on. This verb is intended for use with WaitForMultipleObjects in the Win32 API or DosWaitEventSem for OS/2.

## Returned Parameters

If the verb executes successfully, Personal Communications and Communications Server returns the following parameters:

**primary\_rc**







AP\_OK


AP\_DEALLOC\_NORMAL

## MC\_RECEIVE\_AND\_POST

### what\_rcvd

Status information received with the incoming data. If **rtn\_status** is set to AP\_NO, this field always contains a value from the first part of the following list. If **rtn\_status** is set to AP\_YES, this field can contain any value from the list.

AP\_NONE  
AP\_CONFIRM\_DEALLOCATE  
AP\_CONFIRM\_SEND  
AP\_CONFIRM\_WHAT\_RECEIVED  
AP\_DATA   
AP\_DATA\_COMPLETE  
AP\_DATA\_INCOMPLETE  
AP\_SEND  
AP\_USER\_CONTROL\_DATA\_COMPLETE   
AP\_USER\_CONTROL\_DATA\_INCOMP   
AP\_PS\_HEADER\_COMPLETE   
AP\_PS\_HEADER\_INCOMPLETE   
AP\_DATA\_CONFIRM   
AP\_DATA\_COMPLETE\_CONFIRM  
AP\_DATA\_CONFIRM\_DEALLOCATE  
AP\_DATA\_COMPLETE\_CONFIRM\_DEALL  
AP\_DATA\_CONFIRM\_SEND  
AP\_DATA\_COMPLETE\_CONFIRM\_SEND  
AP\_DATA\_SEND  
AP\_DATA\_COMPLETE\_SEND

The following parameters are for mapped only: 

AP\_UC\_DATA\_COMPLETE\_CONFIRM  
AP\_UC\_DATA\_COMPLETE\_CNFM\_DEALL  
AP\_UC\_DATA\_COMPLETE\_CNFM\_SEND  
AP\_UC\_DATA\_COMPLETE\_SEND  
AP\_PS\_HDR\_COMPLETE\_CONFIRM  
AP\_PS\_HDR\_COMPLETE\_CNFM\_DEALL  
AP\_PS\_HDR\_COMPLETE\_CNFM\_SEND  
AP\_PS\_HDR\_COMPLETE\_SEND

### rts\_rcvd

Request-to-send-received indicator.

AP\_YES  
AP\_NO

**expd\_data\_rcvd**

Expedited-data-received indicator. This indication continues to be set to AP\_YES until a RECEIVE\_EXPEDITED\_DATA is issued.

AP\_YES

AP\_NO

This format field requires the format 1 version of the VCB. See “Full-Duplex VCBs” on page 37 for more details on accessing format 1 VCBs.

**dlen** Number of bytes of data received (the data is stored in the buffer specified by the **dptr** parameter). A length of zero indicates that no data was received. This parameter is only used if the **what\_rcvd** parameter indicates that data was received.

If the verb does not execute because of a parameter error, Personal Communications and Communications Server returns the following parameters:

**primary\_rc**

AP\_PARAMETER\_CHECK

**secondary\_rc**

AP\_BAD\_CONV\_ID

AP\_BAD\_RETURN\_STATUS\_WITH\_DATA

AP\_BAD\_TP\_ID

AP\_RCV\_AND\_POST\_BAD\_FILL



If the conversation is in the wrong state when the transaction program issues this verb, Personal Communications and Communications Server returns the following parameters:

**primary\_rc**

AP\_STATE\_CHECK

**secondary\_rc**

AP\_RCV\_AND\_POST\_BAD\_STATE

AP\_RCV\_AND\_POST\_NOT\_LL\_BDY



If the verb did not execute because it was canceled by another verb issued by the transaction program, Personal Communications and Communications Server returns the following parameter:

**primary\_rc**

AP\_CANCELLED

The conditions generating the following possible primary return codes (**primary\_rc**) and indented secondary return codes (**secondary\_rc**) are described in Appendix A. APPC Common Return Codes.

## AP\_ALLOCATION\_ERROR

AP\_SECURITY\_NOT\_VALID

AP\_TRANS\_PGM\_NOT\_AVAIL\_RETRY

AP\_TRANS\_PGM\_NOT\_AVAIL\_NO\_RTRY

AP\_TP\_NAME\_NOT\_RECOGNIZED

AP\_PIP\_NOT\_ALLOWED

AP\_PIP\_NOT\_SPECIFIED\_CORRECTLY

AP\_CONVERSATION\_TYPE\_MISMATCH

## MC\_RECEIVE\_AND\_POST

AP\_SYNC\_LEVEL\_NOT\_SUPPORTED

AP\_CONV\_FAILURE\_NO\_RETRY

AP\_CONV\_FAILURE\_RETRY

AP\_DEALLOC\_ABEND



AP\_DEALLOC\_ABEND\_PROG



AP\_DEALLOC\_ABEND\_SVC



AP\_DEALLOC\_ABEND\_TIMER



AP\_DEALLOC\_NORMAL

AP\_PROG\_ERROR\_NO\_TRUNC

AP\_PROG\_ERROR\_PURGING



AP\_PROG\_ERROR\_TRUNC



AP\_SVC\_ERROR\_NO\_TRUNC



AP\_SVC\_ERROR\_PURGING



AP\_SVC\_ERROR\_TRUNC

AP\_TP\_BUSY

AP\_CONVERSATION\_TYPE\_MIXED

AP\_UNEXPECTED\_SYSTEM\_ERROR

AP\_CANCELLED

**Note:** For performance reasons, the SNA API client can return a successful return code on the **[MC\_]SEND\_DATA** verb without forwarding it to the server. When a subsequent **[MC\_]RECEIVE\_AND\_POST** verb is issued, the **[MC\_]SEND\_DATA** is forwarded to the server for processing. If there is a **[MC\_]SEND\_DATA** error return code, it is returned on the **[MC\_]RECEIVE\_AND\_POST** verb. See the **[MC\_]SEND\_DATA** verb for a list of error return codes.

## [MC]RECEIVE\_AND\_WAIT

The **RECEIVE\_AND\_WAIT** verb receives any data that is currently available from the partner transaction program. If no data is currently available, the local transaction program waits for data to arrive.

For half-duplex conversations:

- The program can issue this verb when the conversation is in send state. In this case, the LU flushes its send buffer, sending all buffered information and the SEND indication to the remote program. This changes the conversation to receive state. The LU then waits for information to arrive. The remote program can send data to the local program after it receives the SEND indication.

For full-duplex conversations:

- If the send buffer contains the conversation allocation request, it will be flushed; otherwise, this verb will not cause the LU to flush its send buffer. If it is important that the data remaining in the send buffer be transmitted before receiving data, the local program should issue a FLUSH before issuing this verb.

## VCB Structure

```
typedef struct receive_and_wait
```

```
{
  unsigned short  opcode;           /* verb operation code      */
  unsigned char   opext;           /* verb extension code     */
  unsigned char   format;         /* format                  */
  unsigned short  primary_rc;     /* primary return code     */
  unsigned long   secondary_rc;   /* secondary return code   */
  unsigned char   tp_id[8];      /* TP identifier           */
  unsigned long   conv_id;       /* conversation identifier  */
  unsigned short  what_rcvd;     /* what received          */
  unsigned char   rtn_status;    /* return status with data */
  unsigned char   fill;         /* data fill              */
  unsigned char   rts_rcvd;     /* request to send received */
  unsigned char   expd_data_rcvd; /* expedited data received */
  unsigned short  max_len;      /* maximum length of received
                                /* data                   */
  unsigned short  dlen;         /* actual length of received
                                /* data                   */
  unsigned char   *dptr;       /* pointer to data buffer  */
  unsigned char   reserv5[5];   /* reserved                */
} RECEIVE_AND_WAIT;
```

```
typedef struct mc_receive_and_wait
```


```
{
  unsigned short  opcode;           /* verb operation code      */
  unsigned char   opext;           /* verb extension code     */
  unsigned char   format;         /* format                  */
  unsigned short  primary_rc;     /* primary return code     */
  unsigned long   secondary_rc;   /* secondary return code   */
  unsigned char   tp_id[8];      /* TP identifier           */
  unsigned long   conv_id;       /* conversation identifier  */
  unsigned short  what_rcvd;     /* what received          */
  unsigned char   rtn_status;    /* return status with data */
  unsigned char   reserv4;      /* reserved                */
  unsigned char   rts_rcvd;     /* request to send received */
  unsigned char   expd_data_rcvd; /* expedited data received */
  unsigned short  max_len;      /* maximum length of received
                                /* data                   */
  unsigned short  dlen;         /* actual length of received
                                /* data                   */
  unsigned char   *dptr;       /* pointer to data buffer  */
  unsigned char   reserv6[5];   /* reserved                */
} MC_RECEIVE_AND_WAIT;
```

## MC\_RECEIVE\_AND\_WAIT

### Supplied Parameters

The transaction program supplies the following parameters to Personal Communications and Communications Server:

#### opcode

AP\_B\_RECEIVE\_AND\_WAIT 

AP\_M\_RECEIVE\_AND\_WAIT 

**opext** AP\_BASIC\_CONVERSATION or AP\_MAPPED\_CONVERSATION. For nonblocking operation, this flag can be ORed together with AP\_NON\_BLOCKING.

On full-duplex conversations, this flag must be ORed together with AP\_FULL\_DUPLEX\_CONVERSATION.

#### format

Identifies the format of the VCB. Set this field to zero to specify the version of the VCB listed above.

**tp\_id** Identifier for the local transaction program.

The value of this parameter was returned by the **TP\_STARTED** verb in the invoking transaction program or by **RECEIVE\_ALLOCATE** in the invoked transaction program.

#### conv\_id

Conversation identifier.

The value of this parameter was returned by the **ALLOCATE** verb in the invoking transaction program or by **RECEIVE\_ALLOCATE** in the invoked transaction program.

#### rtn\_status

Indicates whether status information and data can be returned on the same verb.

AP\_YES

AP\_NO

**fill** 

Indicates the manner in which the local transaction program receives data.

AP\_BUFFER

AP\_LL

#### max\_len

Maximum number of bytes of data the local transaction program can receive.

Range: 0–65535

This value must not exceed the length of the buffer to contain the received data.

**dptr** Address of the buffer to contain the data received by the local LU. The application can append data to the end of the VCB, in which case **dptr** must be set to NULL.

### Returned Parameters

If the verb executes successfully, Personal Communications and Communications Server returns the following parameters:

**primary\_rc**

AP\_OK

AP\_DEALLOC\_NORMAL

**what\_rcvd**

Status information received with the incoming data. If **rtn\_status** is set to AP\_NO, this field always contains a value from the first part of the following list. If **rtn\_status** is set to AP\_YES, this field can contain any value from the list.

AP\_NONE

AP\_CONFIRM\_DEALLOCATE

AP\_CONFIRM\_SEND

AP\_CONFIRM\_WHAT\_RECEIVED

AP\_DATA



AP\_DATA\_COMPLETE

AP\_DATA\_INCOMPLETE

AP\_SEND

AP\_USER\_CONTROL\_DATA\_COMPLETE



AP\_USER\_CONTROL\_DATA\_INCOMP



AP\_PS\_HEADER\_COMPLETE



AP\_PS\_HEADER\_INCOMPLETE



AP\_DATA\_CONFIRM



AP\_DATA\_COMPLETE\_CONFIRM

AP\_DATA\_CONFIRM\_DEALLOCATE



AP\_DATA\_COMPLETE\_CONFIRM\_DEALL

AP\_DATA\_CONFIRM\_SEND



AP\_DATA\_COMPLETE\_CONFIRM\_SEND

AP\_DATA\_SEND



AP\_DATA\_COMPLETE\_SEND

The following parameters apply to mapped only:



AP\_UC\_DATA\_COMPLETE\_CONFIRM

AP\_UC\_DATA\_COMPLETE\_CNFM\_DEALL

AP\_UC\_DATA\_COMPLETE\_CNFM\_SEND

AP\_UC\_DATA\_COMPLETE\_SEND

AP\_PS\_HDR\_COMPLETE\_CONFIRM

AP\_PS\_HDR\_COMPLETE\_CNFM\_DEALL

## MC\_RECEIVE\_AND\_WAIT

AP\_PS\_HDR\_COMPLETE\_CNFM\_SEND

AP\_PS\_HDR\_COMPLETE\_SEND

### rts\_rcvd

Request-to-send-received indicator.

AP\_YES

AP\_NO

This format of the following verb is the format 1 version of the VCB. See “Full-Duplex VCBs” on page 37 for more details on accessing format 1 VCBs.

### expd\_data\_rcvd

Expedited-data-received indicator. This indication continues to be set to AP\_YES until a RECEIVE\_EXPEDITED\_DATA is issued.

AP\_YES

AP\_NO

**dlen** This parameter is only used if the **what\_rcvd** parameter indicates that data was received. Number of bytes of data received (the data is stored in the buffer specified by the **dptr** parameter). A length of zero indicates that no data was received.

If the verb is nonblocking and has not completed, Personal Communications and Communications Server returns the following parameters;

### primary\_rc

AP\_OPERATION\_INCOMPLETE

**opext** AP\_OPERATION\_INCOMPLETE\_FLAG

If the verb does not execute because of a parameter error, Personal Communications and Communications Server returns the following parameters:

### primary\_rc

AP\_PARAMETER\_CHECK

### secondary\_rc

AP\_BAD\_CONV\_ID

AP\_BAD\_RETURN\_STATUS\_WITH\_DATA

AP\_BAD\_TP\_ID

AP\_RCV\_AND\_WAIT\_BAD\_FILL



If the conversation is in the wrong state when the transaction program issues this verb, Personal Communications and Communications Server returns the following parameters:

### primary\_rc

AP\_STATE\_CHECK

### secondary\_rc

AP\_RCV\_AND\_WAIT\_BAD\_STATE


AP\_RCV\_AND\_WAIT\_NOT\_LL\_BDY



The conditions generating the following possible primary return codes (**primary\_rc**) and indented secondary return codes (**secondary\_rc**) are described in Appendix A. APPC Common Return Codes.



AP\_ALLOCATION\_ERROR

AP\_SECURITY\_NOT\_VALID  
 AP\_TRANS\_PGM\_NOT\_AVAIL\_RETRY  
 AP\_TRANS\_PGM\_NOT\_AVAIL\_NO\_RETRY  
 AP\_TP\_NAME\_NOT\_RECOGNIZED  
 AP\_PIP\_NOT\_ALLOWED  
 AP\_PIP\_NOT\_SPECIFIED\_CORRECTLY  
 AP\_CONVERSATION\_TYPE\_MISMATCH  
 AP\_SYNC\_LEVEL\_NOT\_SUPPORTED  
 AP\_CONV\_FAILURE\_NO\_RETRY  
 AP\_CONV\_FAILURE\_RETRY  
 AP\_DEALLOC\_ABEND 

The following three parameters apply to basic only:



AP\_DEALLOC\_ABEND\_PROG  
 AP\_DEALLOC\_ABEND\_SVC  
 AP\_DEALLOC\_ABEND\_TIMER

AP\_DEALLOC\_NORMAL  
 AP\_PROG\_ERROR\_NO\_TRUNC  
 AP\_PROG\_ERROR\_PURGING

The following four parameters apply to basic only:



AP\_PROG\_ERROR\_TRUNC  
 AP\_SVC\_ERROR\_NO\_TRUNC  
 AP\_SVC\_ERROR\_PURGING  
 AP\_SVC\_ERROR\_TRUNC

AP\_TP\_BUSY  
 AP\_CONVERSATION\_TYPE\_MIXED  
 AP\_DUPLEX\_TYPE\_MIXED  
 AP\_UNEXPECTED\_SYSTEM\_ERROR  
 AP\_CANCELLED

**Note:** For performance reasons, the SNA API client can return a successful return code on the **[MC\_]SEND\_DATA** verb without forwarding it to the server. When a subsequent **[MC\_]RECEIVE\_AND\_WAIT** verb is issued, the **[MC\_]SEND\_DATA** is forwarded to the server for processing. If there is a **[MC\_]SEND\_DATA** error return code, it is returned on the **[MC\_]RECEIVE\_AND\_WAIT** verb. See the **[MC\_]SEND\_DATA** verb for a list of error return codes.

## MC\_RECEIVE\_EXPEDITED\_DATA

### [MC\_]RECEIVE\_EXPEDITED\_DATA



This is not supported on the Communications Server SNA API clients for OS/2 and Windows 3.1.

The **[MC\_]RECEIVE\_EXPEDITED\_DATA** verb receives any expedited data that is currently available from the partner TP. If expedited data is currently available, the local transaction program receives it without waiting; otherwise, the behavior is governed by the **rtn\_ctl** field.

### VCB Structure

**typedef struct receive\_expedited\_data**

```
{
  unsigned short  opcode;           /* verb operation code      */
  unsigned char   opext;           /* verb extension code     */
  unsigned char   format;         /* format                   */
  unsigned short  primary_rc;     /* primary return code     */
  unsigned long   secondary_rc;   /* secondary return code   */
  unsigned char   tp_id[8];      /* TP identifier           */
  unsigned long   conv_id;       /* conversation identifier  */
  unsigned char   return_control; /* when to return control  */
  unsigned char   reserv1[3];    /* reserved                */
  unsigned char   rts_rcvd;      /* request to send received */
  unsigned char   expd_data_rcvd; /* expedited data received */
  unsigned short  max_len;       /* maximum length of received data */
  unsigned short  dlen;          /* actual length of received data */
  unsigned char   *dptr;        /* pointer to data buffer  */
} RECEIVE_EXPEDITED_DATA
```

**typedef struct mc\_receive\_expedited\_data**

```
{
  unsigned short  opcode;           /* verb operation code      */
  unsigned char   opext;           /* verb extension code     */
  unsigned char   format;         /* format                   */
  unsigned short  primary_rc;     /* primary return code     */
  unsigned long   secondary_rc;   /* secondary return code   */
  unsigned char   tp_id[8];      /* TP identifier           */
  unsigned long   conv_id;       /* conversation identifier  */
  unsigned char   return_control; /* when to return control  */
  unsigned char   reserv1[3];    /* reserved                */
  unsigned char   rts_rcvd;      /* request to send received */
  unsigned char   expd_data_rcvd; /* expedited data received */
  unsigned short  max_len;       /* maximum length of received data */
  unsigned short  dlen;          /* actual length of received data */
  unsigned char   *dptr;        /* pointer to data buffer  */
} MC_RECEIVE_EXPEDITED_DATA
```

### Supplied Parameters

The transaction program supplies the following parameters to Personal Communications and Communications Server:

#### opcode

AP\_B\_RECEIVE\_EXPEDITED\_DATA



AP\_M\_RECEIVE\_EXPEDITED\_DATA



**opext** AP\_BASIC\_CONVERSATION or AP\_MAPPED\_CONVERSATION. For nonblocking operation, this flag can be ORed together with AP\_NON\_BLOCKING.

On full-duplex conversations, this flag must be ORed together with AP\_FULL\_DUPLEX\_CONVERSATION.

**format**

Identifies the format of the VCB. Set this field to zero to specify the version of the VCB listed above.

**tp\_id** Identifier for the local transaction program.

The value of this parameter was returned by the **TP\_STARTED** verb in the invoking transaction program or by **RECEIVE\_ALLOCATE** in the invoked transaction program.

**conv\_id**

Conversation identifier.

The value of this parameter was returned by the **ALLOCATE** verb in the invoking transaction program or by **RECEIVE\_ALLOCATE** in the invoked transaction program.

**return\_control**

Specifies when to return control to the transaction program.

AP\_WHEN\_EXPD\_RECEIVED  
AP\_IMMEDIATE

**max\_len**

Maximum number of bytes of data the local transaction program can receive.

Range: 0–86

This value must not exceed the length of the buffer to contain the received data.

**dptr** Address of the buffer to contain the data received by the local LU. The application can append data to the end of the VCB, in which case **dptr** must be set to NULL.

## Returned Parameters

If the verb executes successfully, Personal Communications and Communications Server returns the following parameters:

**primary\_rc**

AP\_OK

**rts\_rcvd**

Request-to-send-received indicator.

AP\_YES  
AP\_NO

**expd\_data\_rcvd**

Expedited-data-received indicator. This indication continues to be set to AP\_YES until a RECEIVE\_EXPEDITED\_DATA is issued.


AP\_YES  
AP\_NO

**dlen** Number of bytes of data received (the data is stored in the buffer specified by the **dptr** parameter). A length of zero indicates that no data was received. Note that any data received is unformatted. No 2-byte length field (LL) is present.

## MC\_RECEIVE\_EXPEDITED\_DATA

If the verb is nonblocking and has not completed, Personal Communications and Communications Server returns the following parameters:

### primary\_rc

AP\_OPERATION\_INCOMPLETE 

**opext** AP\_OPERATION\_INCOMPLETE\_FLAG

If the verb does not execute because the remote LU does not support expedited data, Personal Communications and Communications Server returns the following parameter:

### primary\_rc

AP\_EXPD\_NOT\_SUPPORTED\_BY\_LU

If no data is immediately available from the partner transaction program and the **rtn\_ctl** flag is AP\_IMMEDIATE, Personal Communications and Communications Server returns the following parameter:

### primary\_rc

AP\_UNSUCCESSFUL

If the data buffer provided by the transaction program is not large enough to contain all of the expedited data available at the LU, no data is returned and Personal Communications and Communications Server returns the following parameters:

### primary\_rc

AP\_BUFFER\_TOO\_SMALL

**dlen** Number of bytes expedited data that the LU has available to receive.

If the verb does not execute because of a parameter error, Personal Communications and Communications Server returns the following parameters:

### primary\_rc

AP\_PARAMETER\_CHECK

### secondary\_rc

AP\_BAD\_CONV\_ID

AP\_BAD\_TP\_ID

AP\_EXPD\_BAD\_RETURN\_CONTROL

AP\_RCV\_EXPD\_INVALID\_LENGTH

If the conversation is in the wrong state when the transaction program issues this verb, Personal Communications and Communications Server returns the following parameters:

### primary\_rc

AP\_STATE\_CHECK

### secondary\_rc

AP\_EXPD\_DATA\_BAD\_CONV\_STATE

The conditions generating the following possible primary return codes (**primary\_rc**) and indented secondary return codes (**secondary\_rc**) are described in Appendix A. APPC Common Return Codes.

AP\_ALLOCATION\_ERROR

AP\_SECURITY\_NOT\_VALID

AP\_TRANS\_PGM\_NOT\_AVAIL\_RETRY

AP\_TRANS\_PGM\_NOT\_AVAIL\_NO\_RTRY

## MC\_RECEIVE\_EXPEDITED\_DATA

AP\_TP\_NAME\_NOT\_RECOGNIZED  
AP\_PIP\_NOT\_ALLOWED  
AP\_PIP\_NOT\_SPECIFIED\_CORRECTLY  
AP\_CONVERSATION\_TYPE\_MISMATCH  
AP\_SYNC\_LEVEL\_NOT\_SUPPORTED

AP\_CONV\_FAILURE\_NO\_RETRY  
AP\_CONV\_FAILURE\_RETRY  
AP\_DEALLOC\_ABEND\_PROG  
AP\_DEALLOC\_ABEND\_SVC  
AP\_DEALLOC\_ABEND\_TIMER  
AP\_DEALLOC\_NORMAL  
AP\_TP\_BUSY  
AP\_CONVERSATION\_TYPE\_MIXED  
AP\_DUPLEX\_TYPE\_MIXED  
AP\_UNEXPECTED\_SYSTEM\_ERROR  
AP\_CANCELLED

AP\_ERROR\_INDICATION



## MC\_RECEIVE\_IMMEDIATE

### [MC\_]RECEIVE\_IMMEDIATE

The [MC\_]RECEIVE\_IMMEDIATE verb receives any data or status information that is currently available from the partner transaction program. If none is currently available, the local transaction program returns immediately and does not wait.

### VCB Structure

```
typedef struct receive_immediate
{
    unsigned short    opcode;           /* verb operation code      */
    unsigned char     opext;           /* verb extension code     */
    unsigned char     format;          /* format                   */
    unsigned short    primary_rc;      /* primary return code     */
    unsigned long     secondary_rc;    /* secondary return code   */
    unsigned char     tp_id[8];        /* TP identifier           */
    unsigned long     conv_id;         /* conversation identifier  */
    unsigned short    what_rcvd;       /* what received           */
    unsigned char     rtn_status;      /* return status with data */
    unsigned char     fill;           /* data fill               */
    unsigned char     rts_rcvd;        /* request to send received */
    unsigned char     expd_data_rcvd; /* expedited data received */
    unsigned short    max_len;         /* maximum length of received */
    /* data */
    unsigned short    dlen;            /* actual length of received */
    /* data */
    unsigned char     *dptr;           /* pointer to data buffer  */
    unsigned char     reserv5[5];      /* reserved                */
} RECEIVE_IMMEDIATE;


typedef struct mc_receive_immediate
{
    unsigned short    opcode;           /* verb operation code      */
    unsigned char     opext;           /* verb extension code     */
    unsigned char     format;          /* format                   */
    unsigned short    primary_rc;      /* primary return code     */
    unsigned long     secondary_rc;    /* secondary return code   */
    unsigned char     tp_id[8];        /* TP identifier           */
    unsigned long     conv_id;         /* conversation identifier  */
    unsigned short    what_rcvd;       /* what received           */
    unsigned char     rtn_status;      /* return status with data */
    unsigned char     reserv4;         /* reserved                */
    unsigned char     rts_rcvd;        /* request to send received */
    unsigned char     expd_data_rcvd; /* expedited data received */
    unsigned short    max_len;         /* maximum length of received */
    /* data */
    unsigned short    dlen;            /* actual length of received */
    /* data */
    unsigned char     *dptr;           /* pointer to data buffer  */
    unsigned char     reserv6[5];      /* reserved                */
} MC_RECEIVE_IMMEDIATE;
```

### Supplied Parameters

The transaction program supplies the following parameters to Personal Communications and Communications Server:

#### opcode

AP\_B\_RECEIVE\_IMMEDIATE 

AP\_M\_RECEIVE\_IMMEDIATE 

## MC\_RECEIVE\_IMMEDIATE

**opext** AP\_BASIC\_CONVERSATION or AP\_MAPPED\_CONVERSATION. For nonblocking operation, this flag can be ORed together with AP\_NON\_BLOCKING.

On full-duplex conversations, this flag must be ORed together with AP\_FULL\_DUPLEX\_CONVERSATION.

**format**

Identifies the format of the VCB. Set this field to zero to specify the version of the VCB listed above.

**tp\_id** Identifier for the local transaction program.

The value of this parameter was returned by the **TP\_STARTED** verb in the invoking transaction program or by **RECEIVE\_ALLOCATE** in the invoked transaction program.

**conv\_id**

Conversation identifier.

The value of this parameter was returned by the **[MC\_]ALLOCATE** verb in the invoking transaction program or by **RECEIVE\_ALLOCATE** in the invoked transaction program.

**rtn\_status**

Indicates whether status information and data can be returned on the same verb.

AP\_YES  
AP\_NO



Indicates the manner in which the local transaction program receives data.

AP\_BUFFER  
AP\_LL

**max\_len**

Maximum number of bytes of data the local transaction program can receive.

Range: 0–65535

This value must not exceed the length of the buffer to contain the received data.

**dptr** Address of the buffer to contain the data received by the local LU. The application can append data to the end of the VCB, in which case **dptr** must be set to NULL.

## Returned Parameters

If the verb executes successfully, Personal Communications and Communications Server returns the following parameters:

**primary\_rc**

AP\_OK








AP\_DEALLOC\_NORMAL


**what\_rcvd**

Status information received with the incoming data. If **rtn\_status** is set to AP\_NO, this field always contains a value from the first part of the following list. If **rtn\_status** is set to AP\_YES, this field can contain any value from the list.

AP\_NONE  
AP\_CONFIRM\_DEALLOCATE

## MC\_RECEIVE\_IMMEDIATE

AP\_CONFIRM\_SEND  
AP\_CONFIRM\_WHAT\_RECEIVED  
AP\_DATA  
AP\_DATA\_COMPLETE  
AP\_DATA\_INCOMPLETE  
AP\_SEND   
AP\_USER\_CONTROL\_DATA\_COMPLETE   
AP\_USER\_CONTROL\_DATA\_INCOMP   
AP\_PS\_HEADER\_COMPLETE   
AP\_PS\_HEADER\_INCOMPLETE   
AP\_DATA\_CONFIRM   
AP\_DATA\_COMPLETE\_CONFIRM  
AP\_DATA\_CONFIRM\_DEALLOCATE  
AP\_DATA\_COMPLETE\_CONFIRM\_DEALL  
AP\_DATA\_CONFIRM\_SEND  
AP\_DATA\_COMPLETE\_CONFIRM\_SEND  
AP\_DATA\_SEND 

The following parameters apply to mapped only: 

AP\_DATA\_COMPLETE\_SEND  
AP\_UC\_DATA\_COMPLETE\_CONFIRM  
AP\_UC\_DATA\_COMPLETE\_CNFM\_DEALL  
AP\_UC\_DATA\_COMPLETE\_CNFM\_SEND  
AP\_UC\_DATA\_COMPLETE\_SEND  
AP\_PS\_HDR\_COMPLETE\_CONFIRM  
AP\_PS\_HDR\_COMPLETE\_CNFM\_DEALL  
AP\_PS\_HDR\_COMPLETE\_CNFM\_SEND  
AP\_PS\_HDR\_COMPLETE\_SEND

### **expd\_data\_rcvd**

Expedited-data-received indicator.

AP\_YES  
AP\_NO

### **rts\_rcvd**

Request-to-send-received indicator.

AP\_YES  
AP\_NO

**dlen** This parameter is only used if the **what\_rcvd** parameter indicates that data was received. Number



## MC\_RECEIVE\_IMMEDIATE

of bytes of data received (the data is stored in the buffer specified by the **dptr** parameter). A length of zero indicates that no data was received.

If the verb is nonblocking and has not completed, Personal Communications and Communications Server returns the following parameter.

### **primary\_rc**

AP\_OPERATION\_INCOMPLETE

**opext** AP\_BASIC\_CONVERSION or AP\_MAPPED\_CONVERSATION ORed together with

AP\_NON\_BLOCKING ORed together with  
AP\_OPERATION\_INCOMPLETE\_FLAG

If no data is immediately available from the partner transaction program, Personal Communications and Communications Server returns the following parameter.

### **primary\_rc**

AP\_UNSUCCESSFUL

If the verb does not execute because of a parameter error, Personal Communications and Communications Server returns the following parameters:

### **primary\_rc**

AP\_PARAMETER\_CHECK

### **secondary\_rc**

AP\_BAD\_CONV\_ID  
AP\_BAD\_RETURN\_STATUS\_WITH\_DATA  
AP\_BAD\_TP\_ID  
AP\_RCV\_IMMD\_BAD\_FILL



If the conversation is in the wrong state when the transaction program issues this verb, Personal Communications and Communications Server returns the following parameters:

### **primary\_rc**

AP\_STATE\_CHECK

### **secondary\_rc**

AP\_RCV\_IMMD\_BAD\_STATE


The conditions generating the following possible primary return codes (**primary\_rc**) and indented secondary return codes (**secondary\_rc**) are described in Appendix A. APPC Common Return Codes.

### AP\_ALLOCATION\_ERROR


AP\_SECURITY\_NOT\_VALID  
AP\_TRANS\_PGM\_NOT\_AVAIL\_RETRY  
AP\_TRANS\_PGM\_NOT\_AVAIL\_NO\_RTRY  
AP\_TP\_NAME\_NOT\_RECOGNIZED  
AP\_PIP\_NOT\_ALLOWED  
AP\_PIP\_NOT\_SPECIFIED\_CORRECTLY  
AP\_CONVERSATION\_TYPE\_MISMATCH  
AP\_SYNC\_LEVEL\_NOT\_SUPPORTED


## MC\_RECEIVE\_IMMEDIATE


AP\_CONV\_FAILURE\_NO\_RETRY  
AP\_CONV\_FAILURE\_RETRY


AP\_DEALLOC\_ABEND 

AP\_DEALLOC\_ABEND\_PROG  
AP\_DEALLOC\_ABEND\_SVC  
AP\_DEALLOC\_ABEND\_SVC  
AP\_DEALLOC\_ABEND\_SVC  
AP\_DEALLOC\_ABEND\_SVC  
AP\_DEALLOC\_ABEND\_SVC  
AP\_DEALLOC\_ABEND\_TIMER  
AP\_DEALLOC\_NORMAL  
AP\_PROG\_ERROR\_NO\_TRUNC  
AP\_PROG\_ERROR\_PURGING

AP\_PROG\_ERROR\_TRUNC 

AP\_SVC\_ERROR\_NO\_TRUNC 

AP\_SVC\_ERROR\_PURGING 

AP\_SVC\_ERROR\_TRUNC 

AP\_TP\_BUSY  
AP\_CONVERSATION\_TYPE\_MIXED  
AP\_UNEXPECTED\_SYSTEM\_ERROR  
AP\_DUPLEX\_TYPE\_MIXED  
AP\_CANCELLED

**Note:** For performance reasons, the SNA API client can return a successful return code on the **[MC\_]SEND\_DATA** verb without forwarding it to the server. When a subsequent **[MC\_]RECEIVE\_IMMEDIATE** verb is issued, the **[MC\_]SEND\_DATA** is forwarded to the server for processing. If there is a **[MC\_]SEND\_DATA** error return code, it is returned on the **[MC\_]RECEIVE\_IMMEDIATE** verb. See the **[MC\_]SEND\_DATA** verb for a list of error return codes.

## [MC\_]REQUEST\_TO\_SEND

The **[MC\_]REQUEST\_TO\_SEND** verb notifies the partner transaction program that the local transaction program wants to send data.

### VCB Structure

```
typedef struct request_to_send
{
    unsigned short    opcode;           /* verb operation code */
    unsigned char     opext;           /* verb extension code */
    unsigned char     format;;         /* format */
    unsigned short    primary_rc;      /* primary return code */
    unsigned long     secondary_rc;    /* secondary return code */
    unsigned char     tp_id[8];        /* TP identifier */
    unsigned long     conv_id;         /* conversation identifier */
} REQUEST_TO_SEND;

typedef struct mc_request_to_send
{
    unsigned short    opcode;           /* verb operation code */
    unsigned char     opext;           /* verb extension code */
    unsigned char     format;          /* format */
    unsigned short    primary_rc;      /* primary return code */
    unsigned long     secondary_rc;    /* secondary return code */
    unsigned char     tp_id[8];        /* TP identifier */
    unsigned long     conv_id;         /* conversation identifier */
} MC_REQUEST_TO_SEND;
```

### Supplied Parameters

The transaction program supplies the following parameters to Personal Communications and Communications Server:

#### opcode

AP\_B\_REQUEST\_TO\_SEND 

AP\_M\_REQUEST\_TO\_SEND 

**opext** AP\_BASIC\_CONVERSATION or AP\_MAPPED\_CONVERSATION. For nonblocking operation, this flag can be ORed together with AP\_NON\_BLOCKING.

#### format

Identifies the format of the VCB. Set this field to zero to specify the version of the VCB listed above.

**tp\_id** Identifier for the local transaction program.

The value of this parameter was returned by the **TP\_STARTED** verb in the invoking transaction program or by **RECEIVE\_ALLOCATE** in the invoked transaction program.

#### conv\_id

Conversation identifier.

The value of this parameter was returned by the **[MC\_]ALLOCATE** verb in the invoking transaction program or by **RECEIVE\_ALLOCATE** in the invoked transaction program.

## MC\_REQUEST\_TO\_SEND

### Returned Parameters

If the verb executes successfully, Personal Communications and Communications Server returns the following parameter:

**primary\_rc**  
AP\_OK

If the verb is nonblocking and has not completed, Personal Communications and Communications Server returns the following parameters:

**primary\_rc**  
AP\_OPERATION\_INCOMPLETE  
**opext** AP\_OPERATION\_INCOMPLETE\_FLAG

If [MC\_]REQUEST\_TO\_SEND is issued in nonblocking mode (see “Queue-Level Nonblocking” on page 37), and the conversation ends while processing a verb on the send/receive queue, Personal Communications and Communications Server returns the following parameter:

**primary\_rc**  
AP\_CONVERSATION\_ENDED

The application should not issue any more verbs for this conversation.

If the verb does not execute because of a parameter error, Personal Communications and Communications Server returns the following parameters:

**primary\_rc**  
AP\_PARAMETER\_CHECK  
**secondary\_rc**  
AP\_BAD\_CONV\_ID  
  
AP\_BAD\_TP\_ID  
AP\_R\_T\_S\_INVALID\_FOR\_FDX

If the conversation is in the wrong state when the transaction program issues this verb, Personal Communications and Communications Server returns the following parameters:

**primary\_rc**  
AP\_STATE\_CHECK  
**secondary\_rc**  
AP\_R\_T\_S\_BAD\_STATE

The conditions generating the following possible primary return codes (**primary\_rc**) are described in Appendix A. APPC Common Return Codes.

AP\_TP\_BUSY  
AP\_CONVERSATION\_TYPE\_MIXED  
AP\_UNEXPECTED\_SYSTEM\_ERROR  
AP\_CANCELLED

## [MC\_]SEND\_CONVERSATION

The **[MC\_]SEND\_CONVERSATION** verb allocates a conversation to a session between the local LU and partner LU (causing a transaction program on the partner LU to start), sends a single data record on this conversation, then deallocates the conversation without waiting for confirmation. It is equivalent to an **[MC\_]ALLOCATE, [MC\_]SEND\_DATA, [MC\_]DEALLOCATE (FLUSH)** sequence of verbs (commonly termed a “single one-way bracket”).

### VCB Structure

```
typedef struct send_conversation
```

```
{
    unsigned short  opcode;           /* verb operation code          */
    unsigned char   opext;           /* verb extension code          */
    unsigned char   format;          /* format                        */
    unsigned short  primary_rc;      /* primary return code          */
    unsigned long   secondary_rc;    /* secondary return code        */
    unsigned char   tp_id[8];        /* TP identifier                 */
    unsigned char   reserv3[8];      /* reserved                      */
    unsigned char   rtn_ctl;         /* return control                */
    unsigned char   reserv4;         /* reserved                      */
    unsigned long   conv_group_id;   /* conversation group identifier */
    unsigned long   sense_data;      /* sense data                    */
    unsigned char   plu_alias[8];    /* partner LU alias             */
    unsigned char   mode_name[8];    /* mode name                    */
    unsigned char   tp_name[64];     /* TP name                      */
    unsigned char   security;        /* security                     */
    unsigned char   reserv5[11];     /* reserved                      */
    unsigned char   pwd[10];         /* security password            */
    unsigned char   user_id[10];     /* security user_id            */
    unsigned short  pip_dlen;        /* PIP data length              */
    unsigned char   *pip_dptra;      /* pointer to PIP data          */
    unsigned char   reserv5a;        /* reserved                      */
    unsigned char   fqplu_name[17];  /* fully qualified partner LU   */
    /* name                        */
    unsigned char   reserv6[8];      /* reserved                      */
    unsigned short  dlen;            /* data length                  */
    unsigned char   *dptra;          /* pointer to data buffer       */
} SEND_CONVERSATION;
```

```
typedef struct mc_send_conversation
```

```
{
    unsigned short  opcode;           /* verb operation code          */
    unsigned char   opext;           /* verb extension code          */
    unsigned char   format;          /* format                        */
    unsigned short  primary_rc;      /* primary return code          */
    unsigned long   secondary_rc;    /* secondary return code        */
    unsigned char   tp_id[8];        /* TP identifier                 */
    unsigned char   reserv3[8];      /* reserved                      */
    unsigned char   rtn_ctl;         /* return control                */
    unsigned char   reserv4;         /* reserved                      */
    unsigned long   conv_group_id;   /* conversation group identifier */
    unsigned long   sense_data;      /* sense data                    */
    unsigned char   plu_alias[8];    /* partner LU alias             */
    unsigned char   mode_name[8];    /* mode name                    */
    unsigned char   tp_name[64];     /* TP name                      */
    unsigned char   security;        /* security                     */
    unsigned char   reserv6[11];     /* reserved                      */
    unsigned char   pwd[10];         /* security password            */
    unsigned char   user_id[10];     /* security user_id            */
    unsigned short  pip_dlen;        /* PIP data length              */
    unsigned char   *pip_dptra;      /* pointer to PIP data          */
    unsigned char   reserv6a;        /* reserved                      */
    unsigned char   fqplu_name[17];  /* fully qualified partner LU   */
    /* name                        */
};
```

## MC\_SEND\_CONVERSATION

```
unsigned char    reserv7[8];          /* reserved          */
unsigned short   dlen;                /* data length       */
unsigned char    *dptr;               /* pointer to data buffer */
} MC_SEND_CONVERSATION;
```

## Supplied Parameters

The transaction program supplies the following parameters to Personal Communications and Communications Server:

### opcode

AP\_B\_SEND\_CONVERSATION 

AP\_M\_SEND\_CONVERSATION 

**opext** AP\_BASIC\_CONVERSATION or AP\_MAPPED\_CONVERSATION. For nonblocking operation, this flag can be ORed together with AP\_NON\_BLOCKING.

### format

Identifies the format of the VCB. Set this field to zero to specify the version of the VCB listed above.

**tp\_id** Identifier for the local transaction program.

The value of this parameter was returned by the **TP\_STARTED** verb for an invoking transaction program, or by the **RECEIVE\_ALLOCATE** verb for an invoked transaction program.

### rtn\_ctl

Specifies when the local LU acting on a session request from the local transaction processor is to return control to the local transaction program.

AP\_IMMEDIATE  
AP\_WHEN\_SESSION\_ALLOCATED  
AP\_WHEN\_SESSION\_FREE  
AP\_WHEN\_CONV\_GROUP\_ALLOC  
AP\_WHEN\_CONWINNER\_ALLOC  
AP\_WHEN\_CONLOSER\_ALLOC

### conv\_group\_id

The conversation group identifier for the session to be allocated. This parameter is only supplied if **rtn\_ctl** is set to AP\_WHEN\_CONV\_GROUP\_ALLOC.

### plu\_alias

Alias by which the partner LU is known to the local transaction program. This is an 8-byte string in a locally displayable character set. All 8 bytes are significant and must be set. This name must match the name of a partner LU established during configuration.

If this field is set to all zeros, Personal Communications and Communications Server uses the **fqplu\_name** field to specify the required partner LU.

### mode\_name

Name of a set of networking characteristics defined during configuration. This is an 8-byte alphanumeric type-A EBCDIC string (starting with a letter), padded to the right with EBCDIC spaces.

### tp\_name

Name of the invoked transaction program. Personal Communications and Communications Server does not check the character set of this field. The value of **tp\_name** specified by the **ALLOCATE** verb in the invoking transaction program must match the value of **tp\_name** specified by the **RECEIVE\_ALLOCATE** verb in the invoked transaction program.

**security**

Specifies the information the partner LU requires in order to validate access to the invoked transaction program.

AP\_NONE  
 AP\_PGM  
 AP\_SAME  
 AP\_PGM\_STRONG

**pwd** Password associated with **user\_id**. This is a 10-byte type-AE EBCDIC character string, padded to the right with EBCDIC spaces. This is required if Security=Program (AP\_PGM or AP\_PGM\_STRONG); otherwise, it is optional.

**user\_id**

User ID required to access the partner transaction program. This is a 10-byte type-AE EBCDIC character string, padded to the right with EBCDIC spaces. This is required if Security=Program (AP\_PGM or AP\_PGM\_STRONG); otherwise, it is optional.

**pip\_dlen**

Length of the program initialization parameters (PIP) to be passed to the partner transaction program.

Range: 0–32767

**pip\_dptr**

Address of buffer containing PIP data. Use this parameter only if **pip\_dlen** is greater than zero.

**fqplu\_name**

The fully qualified LU name for the partner LU. This name is 17 bytes long and is right-padded with EBCDIC blanks. It is composed of two type-A EBCDIC character strings concatenated by an EBCDIC dot. (Each name can have a maximum length of 8 bytes with no embedded blanks. If the network ID is not present, then omit the dot.) This field is only significant if the **plu\_alias** field is set to all zeros.

**dlen** Number of bytes of data to send.

Range: 0–65535

**dptr** Address of the buffer containing the data to send. The application can append data to the end of the VCB, in which case **dptr** must be set to NULL.

## Returned Parameters

If the verb executes successfully, Personal Communications and Communications Server returns the following parameters:

**primary\_rc**

AP\_OK

**conv\_group\_id**

The conversation group identifier of the session allocated to the conversation.

If the verb is nonblocking and has not completed, Personal Communications and Communications Server returns the following parameter:

**primary\_rc**

AP\_OPERATION\_INCOMPLETE

**opext** AP\_OPERATION\_INCOMPLETE\_FLAG

If the **rtn\_ctl** parameter was set to AP\_IMMEDIATE, and no session is available immediately, Personal Communications and Communications Server returns the following parameters:

## MC\_SEND\_CONVERSATION

### primary\_rc

AP\_UNSUCCESSFUL


If the verb does not execute because of a parameter error, Personal Communications and Communications Server returns the following parameters:

### primary\_rc


AP\_PARAMETER\_CHECK

### secondary\_rc

AP\_BAD\_TP\_ID


AP\_BAD\_LL 

AP\_BAD\_RETURN\_CONTROL  
AP\_BAD\_SECURITY  
AP\_PIP\_LEN\_INCORRECT

AP\_NO\_USE\_OF\_SNASVCMG 

AP\_UNKNOWN\_PARTNER\_MODE


The conditions generating the following possible primary return codes (**primary\_rc**) and indented secondary return codes (**secondary\_rc**) are described in Appendix A. APPC Common Return Codes.

AP\_UNSUCCESSFUL 

AP\_ALLOCATION\_ERROR

AP\_ALLOCATION\_FAILURE\_NO\_RETRY

AP\_ALLOCATION\_FAILURE\_RETRY

AP\_SEC\_REQUESTED\_NOT\_SUPPORTED 

AP\_TP\_BUSY

AP\_CONVERSATION\_TYPE\_MIXED 

AP\_UNEXPECTED\_SYSTEM\_ERROR  
AP\_CANCELLED

If the **primary\_rc** is set to AP\_ALLOCATION\_ERROR, the **sense\_data** field carries more information on the failure.



## [MC\_]SEND\_DATA

The [MC\_]SEND\_DATA verb puts data in the local LU's send buffer for transmission to the partner transaction program.

### VCB Structure

```
typedef struct send_data
{
    unsigned short    opcode;           /* verb operation code    */
    unsigned char     opext;           /* verb extension code    */
    unsigned char     format;         /* format                 */
    unsigned short    primary_rc;     /* primary return code    */
    unsigned long     secondary_rc;    /* secondary return code  */
    unsigned char     tp_id[8];       /* TP identifier          */
    unsigned long     conv_id;        /* conversation identifier */
    unsigned char     rts_rcvd;       /* request to send received */
    unsigned char     expd_data_rcvd; /* expedited data received */
    unsigned short    dlen;           /* data length            */
    unsigned char     *dptr;          /* pointer to data        */
    unsigned char     type;           /* send data type         */
    unsigned char     reserv4;        /* reserved                */
} SEND_DATA;


typedef struct mc_send_data
{
    unsigned short    opcode;           /* verb operation code    */
    unsigned char     opext;           /* verb extension code    */
    unsigned char     format;         /* format                 */
    unsigned short    primary_rc;     /* primary return code    */
    unsigned long     secondary_rc;    /* secondary return code  */
    unsigned char     tp_id[8];       /* TP identifier          */
    unsigned long     conv_id;        /* conversation identifier */
    unsigned char     rts_rcvd;       /* request to send received */
#ifdef WINAPPC_FORMAT_1
    unsigned char     expd_data_rcvd; /* expedited data received */
#else
    unsigned char     data_type;       /* data type received     */
#endif
    unsigned short    dlen;           /* data length            */
    unsigned char     *dptr;          /* pointer to data        */
    unsigned char     type;           /* send data type         */
#ifdef WINAPPC_FORMAT_1
    unsigned char     data_type;       /* data type received     */
#else
    unsigned char     reserv4;        /* reserved                */
#endif
} MC_SEND_DATA;
```

### Supplied Parameters

The transaction program supplies the following parameters to Personal Communications and Communications Server:

#### opcode

AP\_B\_SEND\_DATA 

AP\_M\_SEND\_DATA 

**opext** AP\_BASIC\_CONVERSATION or AP\_MAPPED\_CONVERSATION. For nonblocking operation, this flag can be ORed together with AP\_NON\_BLOCKING.

## MC\_SEND\_DATA

On full-duplex conversations, this flag must be ORed together with AP\_FULL\_DUPLEX\_CONVERSATION.

### format

Format of the VCB. Set this to one to get the format listed above.

**tp\_id** Identifier for the local transaction program.

The value of this parameter was returned by the **TP\_STARTED** verb in the invoking transaction program or by **RECEIVE\_ALLOCATE** in the invoked transaction program.

### conv\_id

Conversation identifier.

The value of this parameter was returned by the **[MC\_]ALLOCATE** verb in the invoking transaction program or by **RECEIVE\_ALLOCATE** in the invoked transaction program.

**dlen** Number of bytes of data to be put in the local LU's send buffer.

Range: 0–65535

**dptr** Address of the buffer containing the data to be put in the local LU's send buffer. The application can append data to the end of the VCB, in which case **dptr** must be set to NULL.

**type** Specifies whether to perform the function of another verb in addition to **SEND\_DATA**.

AP\_NONE  
AP\_SEND\_DATA\_CONFIRM  
AP\_SEND\_DATA\_FLUSH  
AP\_SEND\_DATA\_P\_TO\_R\_FLUSH  
AP\_SEND\_DATA\_P\_TO\_R\_SYNC\_LEVEL  
AP\_SEND\_DATA\_P\_TO\_R\_CONFIRM  
AP\_SEND\_DATA\_DEALLOC\_FLUSH  
AP\_SEND\_DATA\_DEALLOC\_SYNC\_LEVE  
AP\_SEND\_DATA\_DEALLOC\_CONFIRM  
AP\_SEND\_DATA\_DEALLOC\_ABEND

## Returned Parameters

If the verb executes successfully, Personal Communications and Communications Server returns the following parameters:

**Note:** For performance reasons, the SNA API client can return a successful return code on the **[MC\_]SEND\_DATA** verb without forwarding it to the server. When a subsequent **[MC\_]SEND\_DATA** verb is issued, the **[MC\_]SEND\_DATA** is forwarded to the server for processing.

If there is a **SEND\_DATA** error return code, it is returned on the subsequent verb.

### primary\_rc

AP\_OK

### rts\_rcvd

Request-to-send-received indicator.

AP\_YES

AP\_NO

### expd\_data\_rcvd

Expedited-data-received indicator. This indication continues to be set to AP\_YES until a **RECEIVE\_EXPEDITED\_DATA** is issued.

AP\_YES

## AP\_NO

If the verb does not execute due to a parameter error, Personal Communications and Communications Server returns the following parameters:

**primary\_rc**

AP\_PARAMETER\_CHECK

**opext** AP\_OPERATION\_INCOMPLETE\_FLAG

If the verb does not execute because of a parameter error, Personal Communications and Communications Server returns the following parameters:

**primary\_rc**

AP\_PARAMETER\_CHECK

**secondary\_rc**

AP\_BAD\_CONV\_ID

AP\_BAD\_TP\_ID

AP\_BAD\_LL



AP\_SEND\_DATA\_INVALID\_TYPE

AP\_SEND\_DATA\_CONFIRM\_SYNC\_NONE

AP\_SEND\_TYPE\_INVALID\_FOR\_FDX

If the conversation is in the wrong state when the transaction program issues this verb, Personal Communications and Communications Server returns the following parameters:

**primary\_rc**

AP\_STATE\_CHECK

**secondary\_rc**

AP\_SEND\_DATA\_NOT\_SEND\_STATE

AP\_SEND\_DATA\_NOT\_LL\_BDY



The conditions generating the following possible primary return codes (**primary\_rc**) and indented secondary return codes (**secondary\_rc**) are described in Appendix A. APPC Common Return Codes.

## AP\_ALLOCATION\_ERROR

AP\_SECURITY\_NOT\_VALID

AP\_TRANS\_PGM\_NOT\_AVAIL\_RETRY

AP\_TRANS\_PGM\_NOT\_AVAIL\_NO\_RETRY

AP\_TP\_NAME\_NOT\_RECOGNIZED

AP\_PIP\_NOT\_ALLOWED

AP\_PIP\_NOT\_SPECIFIED\_CORRECTLY

AP\_CONVERSATION\_TYPE\_MISMATCH

AP\_SYNC\_LEVEL\_NOT\_SUPPORTED


AP\_CONV\_FAILURE\_NO\_RETRY


AP\_CONV\_FAILURE\_RETRY


AP\_DEALLOC\_ABEND

## MC\_SEND\_DATA



AP\_DEALLOC\_ABEND\_PROG 

AP\_DEALLOC\_ABEND\_SVC 

AP\_DEALLOC\_ABEND\_TIMER 

AP\_PROG\_ERROR\_PURGING

AP\_SVC\_ERROR\_PURGING 

AP\_TP\_BUSY

AP\_CONVERSATION\_TYPE\_MIXED

AP\_DUPLEX\_TYPE\_MIXED 

AP\_UNEXPECTED\_SYSTEM\_ERROR

AP\_CANCELLED

AP\_ERROR\_INDICATION

    AP\_ALLOCATION\_ERROR\_PENDING

    AP\_DEALLOC\_ABEND\_PROG\_PENDING

    AP\_DEALLOC\_ABEND\_SVC\_PENDING

    AP\_DEALLOC\_ABEND\_TIMER\_PENDING

    AP\_UNKNOWN\_ERROR\_TYPE\_PENDING

## [MC\_]SEND\_ERROR

The [MC\_]SEND\_ERROR verb notifies the partner transaction program that the local transaction program has encountered an application-level error.

### VCB Structure


```
typedef struct send_error
{
    unsigned short    opcode;           /* verb operation code    */
    unsigned char    opext;           /* verb extension code    */
    unsigned char    format;          /* format                  */
    unsigned short   primary_rc;      /* primary return code    */
    unsigned long    secondary_rc;    /* secondary return code  */
    unsigned char    tp_id[8];        /* TP identifier          */
    unsigned long    conv_id;         /* conversation identifier */
    unsigned char    rts_rcvd;        /* request to send received */
    unsigned char    err_type;        /* error type              */
    unsigned char    err_dir;         /* error direction        */
    unsigned char    expd_data_rcvd;  /* expedited data received */
    unsigned short   log_dlen;        /* log data length        */
    unsigned char    *log_dptra;      /* pointer to log data    */
} SEND_ERROR;


typedef struct mc_send_error
{
    unsigned short    opcode;           /* verb operation code    */
    unsigned char    opext;           /* verb extension code    */
    unsigned char    format;          /* format                  */
    unsigned short   primary_rc;      /* primary return code    */
    unsigned long    secondary_rc;    /* secondary return code  */
    unsigned char    tp_id[8];        /* TP identifier          */
    unsigned long    conv_id;         /* conversation identifier */
    unsigned char    rts_rcvd;        /* request to send received */
    unsigned char    err_type;        /* error type              */
    unsigned char    err_dir;         /* error direction        */
    unsigned char    expd_data_rcvd;  /* expedited data received */
    unsigned char    reserv5[2];      /* reserved                */
    unsigned char    reserv6[4];      /* reserved                */
} MC_SEND_ERROR;
```

### Supplied Parameters

The transaction program supplies the following parameters to Personal Communications and Communications Server:

#### opcode

AP\_B\_SEND\_ERROR 

AP\_M\_SEND\_ERROR 

**opext** AP\_BASIC\_CONVERSATION or AP\_MAPPED\_CONVERSATION. For nonblocking operation, this flag can be ORed together with AP\_NON\_BLOCKING.

On full-duplex conversations, this flag must be ORed together with AP\_FULL\_DUPLEX\_CONVERSATION.

#### format

Identifies the format of the VCB. Set this field to zero to specify the version of the VCB listed above.

**tp\_id** Identifier for the local transaction program.

## MC\_SEND\_ERROR

The value of this parameter was returned by the **TP\_STARTED** verb in the invoking transaction program or by **RECEIVE\_ALLOCATE** in the invoked transaction program.

### conv\_id

Conversation identifier.

The value of this parameter was returned by the **[MC\_]ALLOCATE** verb in the invoking transaction program or by **RECEIVE\_ALLOCATE** in the invoked transaction program.

### err\_type

Indicates the type of the error being reported: application program or service program.

AP\_PROG  
AP\_SVC

### err\_dir

Indicates whether the error being reported is in the data received from the partner transaction program, or in the data the local transaction program was about to send.

This parameter is used only when the **SEND\_ERROR** verb is being issued in **SEND\_PENDING** state.

AP\_RCV\_DIR\_ERROR  
AP\_SEND\_DIR\_ERROR

### log\_dlen

Number of bytes of data to be sent to the error log file.

Range: 0–32767

The application can append data to the end of the VCB, in which case this field will be greater than zero and **log\_dptr** must be set to NULL. (A length of zero indicates that there is no error log data.)

### log\_dptr

Address of data buffer containing error information. The application can append data to the end of the VCB, in which case **log\_dptr** must be set to NULL.

This data is sent to the local error log and to the partner LU. This parameter is used by the **SEND\_ERROR** verb if **log\_dlen** is greater than zero.

The transaction program must format the error data as a General Data Stream (GDS) error log variable. For further information, see *IBM Systems Network Architecture: LU 6.2 Reference: Peer Protocols*.

## Returned Parameters

If the verb executes successfully, Personal Communications and Communications Server returns the following parameters:

**primary\_rc**  
AP\_OK

**rts\_rcvd**

Request-to-send-received indicator.

AP\_YES

AP\_NO

**expd\_data\_rcvd**

Expedited-data-received indicator. This indication continues to be set to AP\_YES until a RECEIVE\_EXPEDITED\_DATA is issued.

AP\_YES

AP\_NO

If the verb is nonblocking and has not completed, Personal Communications and Communications Server returns the following parameters:

**primary\_rc**

AP\_OPERATION\_INCOMPLETE

**opext** AP\_OPERATION\_INCOMPLETE\_FLAG

If the verb does not execute because of a parameter error, Personal Communications and Communications Server returns the following parameters:

**primary\_rc**

AP\_PARAMETER\_CHECK

**secondary\_rc**

AP\_BAD\_CONV\_ID

AP\_BAD\_ERROR\_DIRECTION

AP\_BAD\_TP\_ID

AP\_SEND\_ERROR\_BAD\_TYPE



AP\_SEND\_ERROR\_LOG\_LL\_WRONG



If the conversation is in the wrong state when the transaction program issues this verb, Personal Communications and Communications Server returns the following parameters:

**primary\_rc**

AP\_STATE\_CHECK

**secondary\_rc**

AP\_SEND\_ERROR\_BAD\_STATE

The conditions generating the following possible primary return codes (**primary\_rc**) and indented secondary return codes (**secondary\_rc**) are described in Appendix A. APPC Common Return Codes.

**Verb Issued in Any Permitted State**

The following return codes can be generated when the [MC\_]SEND\_ERROR verb is issued in any permitted state:

AP\_CONV\_FAILURE\_NO\_RETRY

AP\_CONV\_FAILURE\_RETRY

AP\_TP\_BUSY






AP\_CONVERSATION\_TYPE\_MIXED

AP\_DUPLEX\_TYPE\_MIXED

## MC\_SEND\_ERROR

AP\_UNEXPECTED\_SYSTEM\_ERROR  
AP\_CANCELLED  
AP\_ERROR\_INDICATION  
    AP\_ALLOCATION\_ERROR\_PENDING  
    AP\_DEALLOC\_ABEND\_PROG\_PENDING  
    AP\_DEALLOC\_ABEND\_SVC\_PENDING  
    AP\_DEALLOC\_ABEND\_TIMER\_PENDING  
    AP\_UNKNOWN\_ERROR\_TYPE\_PENDING

**Verb Issued in SEND State:** The following return codes can be generated only if the **[MC\_SEND\_ERROR]** verb is issued in SEND state:

AP\_ALLOCATION\_ERROR  
    AP\_SECURITY\_NOT\_VALID  
    AP\_TRANS\_PGM\_NOT\_AVAIL\_RETRY  
    AP\_TRANS\_PGM\_NOT\_AVAIL\_NO\_RTRY  
    AP\_TP\_NAME\_NOT\_RECOGNIZED  
    AP\_PIP\_NOT\_ALLOWED  
    AP\_PIP\_NOT\_SPECIFIED\_CORRECTLY  
    AP\_CONVERSATION\_TYPE\_MISMATCH  
    AP\_SYNC\_LEVEL\_NOT\_SUPPORTED  
AP\_DEALLOC\_ABEND   
AP\_DEALLOC\_ABEND\_PROG   
AP\_DEALLOC\_ABEND\_SVC   
AP\_DEALLOC\_ABEND\_TIMER   
AP\_PROG\_ERROR\_PURGING  
AP\_SVC\_ERROR\_PURGING 

**Verb Issued in RECEIVE State:** The following return code can be generated only if the verb is issued in RECEIVE state:

AP\_DEALLOC\_NORMAL

**Note:** For performance reasons, the SNA API client can return a successful return code on the **[MC\_SEND\_DATA]** verb without forwarding it to the server. When a subsequent **[MC\_SEND\_ERROR]** verb is issued, the **[MC\_SEND\_DATA]** is forwarded to the server for processing.

If there is a **[MC\_SEND\_DATA]** error return code, it is returned on the **[MC\_SEND\_ERROR]** verb. See the **[MC\_SEND\_DATA]** verb for a list of error return codes.



## [MC\_]SEND\_EXPEDITED\_DATA



This is not supported on the Communications Server SNA API clients for OS/2 and Windows 3.1.

The [MC\_]SEND\_EXPEDITED\_DATA verb puts data in the local LU's expedited send buffer for transmission to the partner transaction program. This data can arrive at the partner transaction program before non-expedited data that was sent earlier.

### VCB Structure


```
typedef struct send_expedited_data
{
    unsigned short    opcode;           /* verb operation code */
    unsigned char     opext;           /* verb extension code */
    unsigned char     format;          /* format */
    unsigned short    primary_rc;      /* primary return code */
    unsigned long     secondary_rc;    /* secondary return code */
    unsigned char     tp_id[8];        /* TP identifier */
    unsigned long     conv_id;         /* conversation identifier */
    unsigned char     rts_rcvd;        /* request to send received */
    unsigned char     expd_data_rcvd; /* expedited data received */
    unsigned short    dlen;            /* data length */
    unsigned char     *dptr;           /* pointer to data */
    unsigned char     reserve4[2];     /* TP identifier */
} SEND_EXPEDITED_DATA;

typedef struct mc_send_expedited_data
{
    unsigned short    opcode;           /* verb operation code */
    unsigned char     opext;           /* verb extension code */
    unsigned char     format;          /* format */
    unsigned short    primary_rc;      /* primary return code */
    unsigned long     secondary_rc;    /* secondary return code */
    unsigned char     tp_id[8];        /* TP identifier */
    unsigned long     conv_id;         /* conversation identifier */
    unsigned char     rts_rcvd;        /* request to send received */
    unsigned char     expd_data_rcvd; /* expedited data received */
    unsigned char     *dptr;           /* pointer to data buffer */
    unsigned char     reserv4[2];      /* reserved */
} MC_SEND_EXPEDITED_DATA
```

### Supplied Parameters

The transaction program supplies the following parameters to Personal Communications and Communications Server:

#### opcode

AP\_B\_SEND\_EXPEDITED\_DATA 

AP\_M\_SEND\_EXPEDITED\_DATA 

**opext** AP\_BASIC\_CONVERSATION or AP\_MAPPED\_CONVERSATION. For nonblocking operation, this flag can be ORed together with AP\_NON\_BLOCKING.

## MC\_SEND\_EXPEDITED\_DATA

On full-duplex conversations, this flag must be ORed together with AP\_FULL\_DUPLEX\_CONVERSATION.

### format

Identifies the format of the VCB. Set this field to zero to specify the version of the VCB listed above.

**tp\_id** Identifier for the local transaction program.

The value of this parameter was returned by the **TP\_STARTED** verb in the invoking transaction program or by **RECEIVE\_ALLOCATE** in the invoked transaction program.

### conv\_id

Conversation identifier.

The value of this parameter was returned by the **[MC\_]ALLOCATE** verb in the invoking transaction program or by **RECEIVE\_ALLOCATE** in the invoked transaction program.

**dlen** Number of bytes of data to be put in the local LU's send buffer.

Range: 1–86

**dptr** Address of data buffer containing error information. The application can append data to the end of the VCB, in which case **dptr** must be set to NULL.

Note that the data is unformatted--no 2-byte length field (LL) is present.

## Returned Parameters

If the verb executes successfully, Personal Communications and Communications Server returns the following parameters:

### primary\_rc

AP\_OK

### rts\_rcvd

Request-to-send-received indicator.

AP\_YES

AP\_NO

### expd\_data\_rcvd

Expedited-data-received indicator. This indication continues to be set to AP\_YES until a RECEIVE\_EXPEDITED\_DATA is issued.

AP\_YES

AP\_NO

If the verb is nonblocking and has not completed, Personal Communications and Communications Server returns the following parameters:

### primary\_rc

AP\_OPERATION\_INCOMPLETE

**opext** AP\_OPERATION\_INCOMPLETE\_FLAG

If the verb does not execute because the remote LU does not support expedited data, Personal Communications and Communications Server returns the following parameter:

### primary\_rc

AP\_EXPD\_NOT\_SUPPORTED\_BY\_LU

If the verb does not execute because of a parameter error, Personal Communications and Communications Server returns the following parameters:

**primary\_rc**

AP\_PARAMETER\_CHECK

**secondary\_rc**

AP\_BAD\_CONV\_ID

AP\_BAD\_TP\_ID

AP\_SEND\_EXPD\_INVALID\_LENGTH

AP\_RCV\_EXPD\_INVALID\_LENGTH



If the conversation is in the wrong state when the transaction program issues this verb, Personal Communications and Communications Server returns the following parameters:

**primary\_rc**

AP\_STATE\_CHECK

**secondary\_rc**

AP\_EXPD\_DATA\_BAD\_CONV\_STATE

The conditions generating the following possible primary return codes (**primary\_rc**) and indented secondary return codes (**secondary\_rc**) are described in Appendix A. APPC Common Return Codes.

## AP\_ALLOCATION\_ERROR

AP\_SECURITY\_NOT\_VALID

AP\_TRANS\_PGM\_NOT\_AVAIL\_RETRY

AP\_TRANS\_PGM\_NOT\_AVAIL\_NO\_RTRY

AP\_TP\_NAME\_NOT\_RECOGNIZED

AP\_PIP\_NOT\_ALLOWED

AP\_PIP\_NOT\_SPECIFIED\_CORRECTLY

AP\_CONVERSATION\_TYPE\_MISMATCH

AP\_SYNC\_LEVEL\_NOT\_SUPPORTED

AP\_CONV\_FAILURE\_NO\_RETRY

AP\_CONV\_FAILURE\_RETRY

AP\_DEALLOC\_ABEND\_PROG

AP\_DEALLOC\_ABEND\_SVC

AP\_DEALLOC\_ABEND\_TIMER

AP\_TP\_BUSY

AP\_CONVERSATION\_TYPE\_MIXED

AP\_DUPLEX\_TYPE\_MIXED

AP\_UNEXPECTED\_SYSTEM\_ERROR

AP\_CANCELLED

## MC\_TEST\_RTS

### [MC\_]TEST\_RTS

---

The **[MC\_]TEST\_RTS** verb determines whether a request-to-send notification has been received from the partner transaction program.

### VCB Structure

```
typedef struct test_rts
{
    unsigned short    opcode;           /* verb operation code */
    unsigned char     opext;           /* verb extension code */
    unsigned char     format;         /* format */
    unsigned short    primary_rc;     /* primary return code */
    unsigned long     secondary_rc;   /* secondary return code */
    unsigned char     tp_id[8];       /* TP identifier */
    unsigned long     conv_id;        /* conversation identifier */
    unsigned char     reserv3;        /* reserved */
} TEST_RTS;

typedef struct mc_test_rts
{
    unsigned short    opcode;           /* verb operation code */
    unsigned char     opext;           /* verb extension code */
    unsigned char     format;         /* format */
    unsigned short    primary_rc;     /* primary return code */
    unsigned long     secondary_rc;   /* secondary return code */
    unsigned char     tp_id[8];       /* TP identifier */
    unsigned long     conv_id;        /* conversation identifier */
    unsigned char     reserv3;        /* reserved */
} MC_TEST_RTS;
```

### Supplied Parameters

The transaction program supplies the following parameters to Personal Communications and Communications Server:

#### opcode

AP\_B\_TEST\_RTS 

AP\_M\_TEST\_RTS 

**opext** AP\_BASIC\_CONVERSATION or AP\_MAPPED\_CONVERSATION

#### format

Identifies the format of the VCB. Set this field to zero to specify the version of the VCB listed above.

**tp\_id** Identifier for the local transaction program. The value of this parameter was returned by the **TP\_STARTED** verb in the invoking transaction program or by **RECEIVE\_ALLOCATE** in the invoked transaction program.

#### conv\_id

Conversation identifier.

The value of this parameter was returned by the **[MC\_]ALLOCATE** verb in the invoking transaction program or by **RECEIVE\_ALLOCATE** in the invoked transaction program.

## Returned Parameters

If the verb executes successfully, Personal Communications and Communications Server returns the following parameter:

### **primary\_rc**

Indicates whether a request-to-send notification has been received from the partner transaction program.

AP\_OK

AP\_UNSUCCESSFUL

If the verb does not execute because of a parameter error, Personal Communications and Communications Server returns the following parameters:

### **primary\_rc**

AP\_PARAMETER\_CHECK

### **secondary\_rc**

AP\_BAD\_CONV\_ID

AP\_BAD\_TP\_ID

AP\_TEST\_INVALID\_FOR\_FDX

The conditions generating the following possible primary return codes (**primary\_rc**) are described in Appendix A. APPC Common Return Codes.

AP\_TP\_BUSY

AP\_CONVERSATION\_TYPE\_MIXED

AP\_UNEXPECTED\_SYSTEM\_ERROR

## MC\_TEST\_RTS\_AND\_POST

---

### [MC\_]TEST\_RTS\_AND\_POST

The **[MC\_]TEST\_RTS\_AND\_POST** verb asynchronously determines whether a request-to-send notification has been received from the partner transaction program. A transaction program can issue a **[MC\_]TEST\_RTS\_AND\_POST** at any time, even when there is another verb outstanding on the conversation. **[MC\_]TEST\_RTS\_AND\_POST** returns when a request-to-send notification is received, or when the conversation ends, or when a conversation failure is detected.

This verb can only be issued through the APPC entry point.

### VCB Structure


```
typedef struct test_rts_and_post
{
    unsigned short    opcode;           /* verb operation code    */
    unsigned char     opext;           /* verb extension code    */
    unsigned char     format;          /* format                  */
    unsigned short    primary_rc;      /* primary return code    */
    unsigned long     secondary_rc;    /* secondary return code  */
    unsigned char     tp_id[8];        /* TP identifier          */
    unsigned long     conv_id;         /* conversation identifier */
    unsigned char     reserv3;         /* reserved                */
    unsigned long     sema;            /* post handle for verb   */
} TEST_RTS_AND_POST;


typedef struct mc_test_rts_and_post
{
    unsigned short    opcode;           /* verb operation code    */
    unsigned char     opext;           /* verb extension code    */
    unsigned char     format;          /* format                  */
    unsigned short    primary_rc;      /* primary return code    */
    unsigned long     secondary_rc;    /* secondary return code  */
    unsigned char     tp_id[8];        /* TP identifier          */
    unsigned long     conv_id;         /* conversation identifier */
    unsigned char     reserv3;         /* reserved                */
    unsigned long     sema;            /* post handle for verb   */
} MC_TEST_RTS_AND_POST;
```

### Supplied Parameters

The transaction program supplies the following parameters to Personal Communications and Communications Server:

#### opcode

AP\_B\_TEST\_RTS\_AND\_POST 

AP\_M\_TEST\_RTS\_AND\_POST 

**opext** AP\_BASIC\_CONVERSATION or AP\_MAPPED\_CONVERSATION

#### format

Identifies the format of the VCB. Set this field to zero to specify the version of the VCB listed above.

**tp\_id** Identifier for the local transaction program.

The value of this parameter was returned by the **TP\_STARTED** verb in the invoking transaction program or by **RECEIVE\_ALLOCATE** in the invoked transaction program.

#### conv\_id

Conversation identifier.

The value of this parameter was returned by the **[MC\_]ALLOCATE** verb in the invoking transaction program or by **RECEIVE\_ALLOCATE** in the invoked transaction program.

**sema** Handle of the event that the application will wait on. This verb is intended for use with `WaitForMultipleObjects` in the Win32 API. For more information about this function, see the programming documentation for the Win32 API.

## Returned Parameters

If the verb executes successfully (that is, a request-to-send notification is received), Personal Communications and Communications Server return the following parameter:

**primary\_rc**  
AP\_OK

If the verb returns because the conversation has ended or a conversation failure has been detected, Personal Communications and Communications Server returns the following parameter:

**primary\_rc**  
AP\_UNSUCCESSFUL

If the verb does not execute because of a parameter error, Personal Communications and Communications Server returns the following parameters:

**primary\_rc**  
AP\_PARAMETER\_CHECK

**secondary\_rc**  
AP\_BAD\_CONV\_ID  
  
AP\_BAD\_TP\_ID  
AP\_TEST\_INVALID\_FOR\_FDX

The conditions generating the following possible primary return codes (**primary\_rc**) are described in Appendix A. APPC Common Return Codes.

AP\_CONVERSATION\_TYPE\_MIXED  
AP\_UNEXPECTED\_SYSTEM\_ERROR  
AP\_CANCELLED

MC\_TEST\_RTS\_AND\_POST



---

## Part 2. LUA API

<b>Chapter 9. Fundamental Concepts of the IBM Conventional LU Application</b> . . . . .	151
Understanding LUA and SNA. . . . .	151
Connection Capabilities . . . . .	151
LUA Application Programs . . . . .	151
LUA Verbs. . . . .	152
LUs, Local LUs, and Partner LUs . . . . .	152
System Services Control Point (SSCP) . . . . .	152
SNA Layers . . . . .	152
Data Link Control Layer . . . . .	152
Path Control Layer . . . . .	153
Transmission Control Layer . . . . .	153
Data Flow Control Layer . . . . .	153
Presentation Services Layer . . . . .	153
Using SNA Sessions . . . . .	153
Prerequisites to an SNA Session . . . . .	154
Starting Sessions . . . . .	154
Starting an LU-LU Session from an SLU . . . . .	154
Starting an LU-LU Session from a PLU . . . . .	154
Transferring Data on an LU-LU Session . . . . .	154
Stopping Sessions. . . . .	155
Stopping an LU-LU Session by an SLU . . . . .	155
Stopping an LU-LU Session by a PLU . . . . .	155
Stopping an SSCP-LU Session and an SSCP-PU Session . . . . .	155
Disconnecting the Host Link . . . . .	156
Message Numbers . . . . .	156
Restarting and Resynchronizing a Session. . . . .	156
Using Protocols to Control Requests and Responses . . . . .	156
Using the Pacing Protocol . . . . .	157
Receive-Pacing Protocol . . . . .	157
Send-Pacing Protocol . . . . .	157
Using the Half-Duplex Contention/Flip-Flop Protocol . . . . .	157
Using the Bracket Protocol. . . . .	158
Using the Data-Chaining Protocol . . . . .	158
Data Exchange Control Methods . . . . .	159
Flow Protocols . . . . .	159
Response Modes . . . . .	159
LUA Correlation Tables . . . . .	159
Exception Response Requests (RQEs) . . . . .	159
Session Profiles. . . . .	160
TS Profiles . . . . .	160
FM Profiles . . . . .	161
Using RUI LUA Verbs . . . . .	161
Verb Summary . . . . .	162
RUI Sessions . . . . .	162
Issuing RUI Verbs . . . . .	162
Asynchronous Verb Completion . . . . .	163
Sample LUA Communication Sequence . . . . .	163
BIND Checking . . . . .	165
Negative Responses and SNA Sense Codes . . . . .	166
Distinguishing SNA Sense Codes from Other Secondary Return Codes . . . . .	166
Information on SNA Sense Codes . . . . .	166
Pacing . . . . .	166
Segmentation . . . . .	167

Courtesy Acknowledgments . . . . .	167
Purging Data to End of Chain . . . . .	167
Configuration . . . . .	167
LUA LU Pool (Optional) . . . . .	168
SNA API Client Considerations . . . . .	168
<b>Chapter 10. Features of the RUI LUA Verbs . . . . .</b>	<b>169</b>
Handling Exception Requests. . . . .	169
Changing the Verb Record. . . . .	169
Handling Bracket Bid Reject . . . . .	169
Minimizing LAN Traffic . . . . .	170
Reducing RUI_BID Usage . . . . .	170
Dealing with Suspensions . . . . .	170
Canceling RUI_INIT . . . . .	170
Canceling RUI_WRITE . . . . .	171
Canceling RUI_READ . . . . .	171
Ensuring Verb Completion . . . . .	171
Compressing Data. . . . .	171
Rules for Negotiating Data Compression Per Session. . . . .	171
RUI Rules . . . . .	171
SLI Rules . . . . .	172
Recovering from Session Failure . . . . .	172
<b>Chapter 11. Implementing LUA Programs . . . . .</b>	<b>175</b>
Writing LUA Programs . . . . .	175
Calling LUA Services. . . . .	175
Understanding Verb Record Contents. . . . .	176
Multiple Processes . . . . .	176
Multiple Threads . . . . .	176
LUA Verb Postings . . . . .	176
Converting to EBCDIC from ASCII . . . . .	177
<b>Chapter 12. RUI LUA Entry Points . . . . .</b>	<b>179</b>
RUI(). . . . .	180
WinRUI. . . . .	181
WinRUICleanup(). . . . .	182
WinRUIGetLastInitStatus(). . . . .	183
WinRUIStartup(). . . . .	186
GetLuaReturnCode(). . . . .	187
<b>Chapter 13. RUI Verbs . . . . .</b>	<b>189</b>
LUA Verb Control Block Format . . . . .	189
Common Verb Header . . . . .	189
RUI_BID Data Structure. . . . .	193
RUI_BID . . . . .	194
RUI_INIT . . . . .	199
RUI_PURGE . . . . .	203
RUI_INIT_STATUS . . . . .	206
RUI_READ . . . . .	207
RUI_TERM . . . . .	213
RUI_WRITE . . . . .	216
<b>Chapter 14. SLI Entry Points . . . . .</b>	<b>221</b>
SLI(). . . . .	222
WinSLI . . . . .	223
WinSLICleanup(). . . . .	224

WinSLIStartup(). . . . .	225
<b>Chapter 15. SLI Verbs . . . . .</b>	<b>227</b>
SLI_BID . . . . .	228
SLI_CLOSE . . . . .	233
SLI_OPEN . . . . .	236
SLI_PURGE . . . . .	241
SLI_RECEIVE . . . . .	243
SLI_SEND . . . . .	248
SLI_BIND_ROUTINE. . . . .	252
SLI_STSN_ROUTINE . . . . .	254
SLI_SDT_ROUTINE . . . . .	256



---

## Chapter 9. Fundamental Concepts of the IBM Conventional LU Application

This chapter describes the IBM conventional logical unit application (LUA) access method and describes its relationship to Systems Network Architecture (SNA).

**Note:** Included in the chapters of Part 2 of this book is information on the LUA API provided by the following systems:

- Communications Server running on Windows NT
- SNA API clients for OS/2, Windows NT, Windows 95, Windows 98, and Windows 3.1 that are delivered with the Communications Server/NT product
- Personal Communications for Windows 95, Windows 98, and Windows NT.

When there are differences between the support provided by these systems, it is noted.

---

### Understanding LUA and SNA

The IBM LUA access method provides an application programming interface (API) for secondary dependent logical units (LUs). LUA consists of system software and interfaces that supply input/output (I/O) service routines to support communications using LU types 0, 1, 2, and 3 SNA protocols. The RUI and SLI interface of LUA is supported.

The Communications Server is designed to be binary compatible with Microsoft\*\* NT SNA Server and similar to the implementation of Communications Server/2.

The services that LUA provides to application programs include only those that support data communications; LUA does not provide any device emulation facilities. However, LUA does provide a unique subset of presentation services layer functions.

Communications Server must be installed and configured before an LUA application program can run on the workstation. Refer to *Communications Server: Quick Beginnings* for information about installing and configuring Communications Server.

---

### Connection Capabilities

The main objective of any communications system is to connect with other systems. The goal of SNA is to supply common protocols that give universal connectivity. LUA communication and connectivity requirements include the System/370\* (S/370\*) connections.

---

### LUA Application Programs

In this book, the term *LUA application program* means an application program, or a portion of an application program, that uses LUA communications functions. Application programs use these functions to communicate with application programs on other systems that support LU types 0, 1, 2, or 3.

As a local LUA application program runs, it exchanges data with a remote host application program. The local and remote application programs are called *partner* application programs.

---

## LUA Verbs

A verb is a formatted request that is processed by LUA. An application program issues a verb to request that LUA take some action. LUA verbs are coded as control blocks. Each verb control block has a precisely defined format. To use the LUA facilities, an application program supplies verb control blocks to the LUA API.

An LUA verb always returns immediately to its caller. If the return code is `IN_PROGRESS`, the application needs to wait for completion of the verb, using the posting method specified in the verb request. See Chapter 12. RUI LUA Entry Points for a description of LUA verb postings.

Verb control block layouts are available in the **INCLUDE** directory. You can use the verb control block layouts and sample programs to help you write LUA application programs.

---

## LUs, Local LUs, and Partner LUs

A logical unit (LU) manages the exchange of data between application programs. Every LUA application program gains access to an SNA network through an LU, which acts as an intermediary between the LUA application program and the SNA network.

In LUA, there is a one-to-many relationship between LUA application program processes and LUs. One LUA application program process can own multiple LUs simultaneously, but a given LU can be owned by only one LUA application program process simultaneously. Before a second application program process can use an LU, the first application program must release the LU.

An LUA application program issues LUA verbs to its local LU. These verbs cause commands and data to flow across the network to the partner LU.

**Note:** You need to define your local LU only once for each machine, as described in *Quick Beginnings* .

---

## System Services Control Point (SSCP)

The system services control point (SSCP) component in a host system is responsible for starting host applications, for associating host applications with dependent LUs, and for creating and terminating the connections between LUs.

---

## SNA Layers

SNA is a hierarchical structure that consists of seven well-defined layers. Each layer in the architecture performs a specific function. Understanding the layered structure of SNA helps in understanding the various functions that LUA supplies. The following descriptions of the five highest-level SNA layers show the relationship between LUA and SNA.

### Data Link Control Layer

The data link control (DLC) layer consists of the elements that provide an interface to the hardware. The DLC elements supply support for various DLC protocols, such as Synchronous Data Link Control (SDLC) and the IBM Token-Ring Network. The DLC layer supplies a common link appearance to the elements in the path control (PC) layer. The DLC layer is common to all Personal Communications and Communications Server LU implementations, including LUA.

## Path Control Layer

The path control (PC) layer of SNA in a peripheral node supplies basic functions, such as routing to and from multiple half-sessions within its node. SNA permits the PC layer to route to and from only one data link at a time. The PC layer is common to all Personal Communications and Communications Server LU implementations, including LUA.

## Transmission Control Layer

The transmission control (TC) layer of SNA supplies the connection-point-manager function and the session-control function for each locally supported half-session. The connection-point-manager function controls sequence-number checking, pacing, and other support functions that relate to half-session data flows. The session-control function supplies session-specific support for starting, pacing, enciphering, deciphering, and other support functions that relate to session-related data flows. LUA contains an implementation of the TC layer for LU types 0, 1, 2, and 3 within Personal Communications and Communications Server.

## Data Flow Control Layer

The data flow control (DFC) layer of SNA controls the flow of function management data (FMD) requests and FMD responses between FMD pairs that are in sessions and between sessions. The data flow control layer supplies various functions, such as request/response formatting, data-chaining protocol, request/response correlation, send- and receive-mode protocols, bracket protocol, error-recovery protocol, stop-bracket-initiation protocol, and queued-response protocol. LUA contains an implementation of the data flow control layer for LU types 0, 1, 2, and 3 within Personal Communications and Communications Server.

## Presentation Services Layer

The presentation services (PS) layer of SNA contains the function that presents the communications data interface to the user. The presentation services layer is defined in the architecture for all LU types except LU 0. LUA contains a unique subset of the presentation services layer within Personal Communications and Communications Server. For more information about the presentation services layer, refer to *Systems Network Architecture Concepts and Products*.

The LU services functions are a part of the SNA-session message flow layers. These functions supply support before session establishment, build session structures, and take down session structures. LUA functions interface with common Personal Communications and Communications Server support to define LUs and to start and stop SNA sessions.

---

## Using SNA Sessions

Before an LUA application program can communicate with a partner host application program, the respective LUs must be connected in a mutual relationship called a session. An SNA session is a logical connection that enables two network addressable units (NAUs) to communicate with each other; an LU is one kind of NAU. Because the session connects two LUs, it is called an *LU-LU session*. LU-LU sessions enable end users to exchange data.

A session manages how data moves between a pair of LUs in an SNA network. Therefore, sessions are concerned with such things as the quantity of data being transmitted, data security, network routing, data loss, and traffic congestion. Session characteristics are determined by the SNA **BIND** command originating from the primary LU, when the secondary LU accepts the **BIND** command.

## Prerequisites to an SNA Session

An LU-LU session consists of communication between a primary logical unit (PLU) and a secondary logical unit (SLU). The SLU is implemented by the LUA application program. Before data can be transferred between a PLU and an SLU on an LU-LU session, the following events must occur:

1. Personal Communications and Communications Server activate the data link.
2. When the data link is ready, the system services control point (SSCP) establishes a session between itself and a physical unit (SSCP-PU session) by sending an Activate Physical Unit (**ACTPU**) command and reading a positive response from either the Personal Communications or Communications Server program. Then either program sends a positive response if the PU address from the **ACTPU** command corresponds to the configuration information.
3. The SSCP establishes a session between itself and the logical unit (SSCP-LU session) by sending an Activate Logical Unit (**ACTLU**) command and reading a positive response from either the Personal Communications or Communications Server program. Then either program sends a positive response if the LU address from the **ACTLU** command corresponds to the configuration information.

## Starting Sessions

Either the SLU or the PLU can start an LU-LU session.

### Starting an LU-LU Session from an SLU

After the SSCP-LU session is established, the SLU program can request an LU-LU session by sending the Initiate Self (**INITSELF**) command to the SSCP. The SSCP receives the **INITSELF** command and checks whether the named host application program is valid. A host application program is valid if it is known and active. If the host application program is valid, the SSCP sends a positive response to the SLU, and the PLU starts the session. If the host application program is not valid, the SSCP sends a negative response to the SLU, and the PLU does not start the session.

If the SSCP sends a positive response to an **INITSELF** command but the session cannot be established, the SSCP sends a Network Services Procedure Error (**NSPE**) command to the SLU to stop the attempt to establish a session. The SLU can reissue the **INITSELF** command after the **NSPE** command.

### Starting an LU-LU Session from a PLU

The PLU program can start unsolicited LU-LU sessions. The PLU starts sessions by generating a **BIND** command. A subsequent positive response establishes the agreement to communicate. A data field that is associated with the **BIND** command contains the name of the PLU application program and the session **BIND** parameters. For more information about the format of this data field, refer to *Systems Network Architecture: Formats*.

For nonnegotiable **BINDs**, the SLU returns a positive response if the parameters are acceptable. If the parameters are unacceptable, the SLU returns a negative response with sense data to the PLU.

The negotiable **BIND** command permits the SLU to return a positive response with a minimum of 26 bytes of updated session parameters indicating compatibility with the PLU parameters. If the PLU finds the returned parameters acceptable, it sends a Start Data Traffic (**SDT**) command. If the returned parameters are unacceptable, the PLU sends an **UNBIND** command that indicates unacceptable negotiable **BIND** command parameters from the SLU.

## Transferring Data on an LU-LU Session

After the LU-LU session is established and the SLU program responds to the **SDT** command, data transfer can begin. For a data transmission operation, a message moves from end-user storage to Personal



Communications or Communications Server storage until it is transmitted. For a data-reception operation, either program would place a message in its own storage and then move the message into end-user storage.

Quiesce protocols suspend the transfer of data in an LU-LU session. The PLU or the SLU can send the following Quiesce protocol commands:

- Quiesce at End of Chain (**QEC**). This command requests that the receiver of this command stop sending data after sending the last part in a data chain. A data chain is a series of related messages. For more information about data chaining, see “Using the Data-Chaining Protocol” on page 158.
- Quiesce Complete (**QC**). This command notifies a **QEC** command that data transfer is suspended. When the SLU sends the **QC** command, either Personal Communications or Communications Server prevents the SLU from sending any normal-flow messages until the Release Quiesce (**RELQ**) command is received.
- Release Quiesce (**RELQ**). This command notifies the receiver that data can again be transferred.

## Stopping Sessions

When all data has been transferred and verified, the session can end. An SLU must end one session before it can begin a different session with either the same or another PLU.

### Stopping an LU-LU Session by an SLU

An SLU can end an LU-LU session in either of two ways:

- By sending a Terminate-Self (**TERMSELF**) command or an **UNBIND** command. Either command results in an immediate ending.
- By sending a Request Shutdown (**RSHUTD**) command. This command solicits an **UNBIND** from the PLU.

To end a session immediately, the SLU sends the **TERMSELF** command to the SSCP, which checks whether the named LUA application program is the one participating in this session. If it is, the SSCP sends a positive, non-data response. Depending on the host SNA version being used, the SSCP can send a **CLEAR** command, which purges all messages from the LU-LU session, and can then send an **UNBIND** command to end the session. Alternatively, the SLU can send an **UNBIND** command to the PLU.

### Stopping an LU-LU Session by a PLU

A PLU can end an LU-LU session in either of two ways:

- By sending a **CLEAR** command and then an **UNBIND** command, or an **UNBIND** command only. Either method results in an immediate ending.
- By sending the Shutdown (**SHUTD**) command. This command results in an orderly session termination. The SLU and PLU have a dialog that tells each to stop sending data and that ensures that data already sent is received.

Ending the LU-LU session has no effect on the SSCP-LU session.

### Stopping an SSCP-LU Session and an SSCP-PU Session

The SSCP-LU session ends when the host sends the Deactivate Logical Unit (**DACTLU**) command to the SLU. When the last SSCP-LU session for Personal Communications and Communications Server ends, the SSCP can end the SSCP-PU session by sending a Deactivate Physical Unit (**DACTPU**) command.

## Disconnecting the Host Link

When the host receives the response to the **DACTPU** command, it returns a command to Personal Communications and Communications Server such as the Set Disconnect Response Mode (**SDRM**) command when using SDLC protocol. The SSCP can also disconnect immediately at any time by sending the same command to Personal Communications and Communications Server, which ends all sessions. When sessions are ended in this manner, all SLUs that were active earlier receive a loss-of-contact indication.

---

## Message Numbers

All normal-flow messages that are transmitted between the SLU and the PLU during an LU-LU session are numbered in sequence. The SLU maintains a sequence number for normal-flow messages from the SLU to the PLU and another sequence number for normal-flow messages from the PLU to the SLU. Each normal-flow message gets a sequence number one greater than the sequence number of the preceding normal-flow message. There is one pair of sequence numbers for each session that is established between an SLU and a PLU.

For LU-LU expedited-flow messages and for all SSCP-LU and SSCP-PU messages, unsequenced identifiers are used instead of sequence numbers.

When a session is reestablished or a **CLEAR** command is sent, the PLU and the SLU set their sequence numbers to 0. The PLU can change the sequence numbers with the Set and Test Sequence Numbers (**STSN**) command. This enables correct sequence numbering when a session is recovered or restarted.

When the SLU encounters a sequence number error, it sends a negative response to the PLU if a response was requested. When the SLU reads a response, the SLU uses the response sequence number to correlate the response with the original request. When the SLU writes a response, the SLU must supply the sequence number of the original request.

---

## Restarting and Resynchronizing a Session

If the PLU or the SLU encounters an irrecoverable error, such as a line failure, you might need to resynchronize the LU-LU session after restarting it. Resynchronizing the LU-LU session includes reprocessing recoverable messages and (optionally) resetting the message sequence numbers. The application programs can include routines to retransmit lost messages.

When a session is restarted and resynchronized, the PLU sends the **BIND**, the **STSN**, and the **SDT** commands. When the **STSN** command is sent, a dialog can occur to establish the sequence numbers that are acceptable to both the PLU and the SLU. This dialog consists of a series of **STSN** messages and positive responses.

If the SLU determines that resynchronization is required, the SLU can send a Request Recovery (**RQR**) command, a negative response, or an LU-Status command (**LUSTAT**) with a description of the failure in the user sense bytes. If the PLU discovers the failure or receives an **RQR** command from the SLU, the PLU sends a **CLEAR** command to purge all LU-LU messages from the network, an **STSN** command to establish new sequence numbers, and then an **SDT** command.

---

## Using Protocols to Control Requests and Responses

Various protocols can control the sequencing rules for requests and responses. This section describes some of the protocols used for managing the SNA network, transferring data, and synchronizing the states of network components.

## Using the Pacing Protocol

To avoid a message-flow rate that is too fast for Personal Communications and Communications Server or the host, you can specify pacing in the **BIND** command. Pacing applies to the LU-LU normal flow only. While pacing, Personal Communications and Communications Server permits a specified number of messages to flow and waits for a response before permitting additional messages to be sent. You can specify pacing on Personal Communications and Communications Server-to-host flow, the host-to-Personal Communications and Communications Server flow, or both. Once the LU-LU session starts, LUA handles all pacing with no participation by the application program.

### Receive-Pacing Protocol

Receive-pacing protocol gives the PLU control over the number and the frequency of messages sent from the SLU on an LU-LU session. When the SLU receives pacing values in the **BIND** command, Personal Communications and Communications Server automatically enforces pacing for each SLU that communicates with the host.

During a positive response to a negotiable **BIND** command, you can change the pacing values to any number except 0. When the SLU sends the first message of a sequence, Personal Communications and Communications Server set a bit in the request/response header (RH) that indicates a pacing response is to be returned. If the pacing count is exhausted before either program receives a pacing response from the PLU, neither program can send additional data messages. If the application program issues a write operation and no pacing response is received, Personal Communications and Communications Server defer the write operation.

### Send-Pacing Protocol

The SLU automatically controls the send-pacing protocol. If the pacing indicator is set on in a message from the PLU to the SLU, the SLU issues a pacing response when the application program reads the message. The message response can contain the pacing indicator or, if no response is required for the received message, the pacing response can be an isolated pacing response (IPR). The PLU can then send another pacing window of messages.

## Using the Half-Duplex Contention/Flip-Flop Protocol

The change-direction (CD) indicator is used with both of the following protocols:

- Half-duplex contention protocol, which is a normal-flow send/receive mode in which either half-session can send normal-flow requests at the beginning of the session or after sending or receiving the last request of a chain.
- Half-duplex flip-flop protocol, which is a normal-flow send/receive mode in which one half-session sets the CD indicator in the response header (RH) on an end-of-chain to enable the other half-session to begin sending.

A CD indicator tells the receiver that transmitting can begin.

For example, if the SLU initiates a transaction, the SLU begins by sending the messages that completely describe the transaction. On the last message, the SLU sets the CD indicator to tell the PLU that it can begin transmitting a reply. If the PLU needs additional information to complete the transaction, it sends an inquiry and sets the CD indicator. The dialog proceeds in this half-duplex mode until the transaction is complete. During a half-duplex dialog, the SLU can use the **SIG** command to tell the PLU to stop sending data and to change the direction of the data flow.

## Using the Bracket Protocol

Bracket protocol gives the SLU and the PLU context control of the data transmission, indicating that a session concerns a single transaction. Bracket protocol protects a current session from interruption by a concurrent transaction. A bracket encompasses the duration of a transaction.

The first message in the bracket contains a begin-bracket (BB) indicator, and the last message in the bracket contains an end-bracket (EB) indicator. A single message can be a bracket if it contains both indicators.

For a bracket session, the **BIND** command specifies one LU as the first speaker, and the other LU as the bidder. The first speaker can begin a bracket without permission from the other LU. The bidder, however, must request and receive permission from the first speaker to begin a bracket.

A **BID** command is a normal-flow request that is issued by the bidder to request permission to begin a bracket. A positive response to a **BID** command indicates that the first speaker will not begin a bracket but will wait for the bidder to begin a bracket. A negative response to a **BID** command indicates that the first speaker denies permission for the bidder to begin a bracket. The first speaker can send a Ready-to-Receive (**RTR**) command when permission is granted to start a bracket.

The first speaker indicates a negative response to a **BID** command with one of two response codes:

### **Bracket-Bid-Reject-RTR-Forthcoming**

Indicates that an **RTR** command for that **BID** command will be sent later (granting permission to start a bracket). The bidder can wait for the **RTR** command or send the **BID** command again.

### **Bracket-Bid-Reject-No-RTR-Forthcoming**

Indicates that no **RTR** command for that **BID** command will be sent later. The bidder must send the **BID** command again if the bidder still wants to begin a bracket.

Instead of sending a **BID** command followed by a first-in-chain FMD with a BB indicator, the bidder can attempt to initiate a bracket by sending a first-in-chain FMD with a BB indicator. The first speaker can grant the attempt with a positive response or it can refuse the attempt with a negative response that indicates either of the negative response codes. However, if the bidder stops the chain that carries the BB indicator by sending the **CANCEL** command, the bracket is not initiated, regardless of the response. The **RTR** command can be issued by the first speaker either to grant permission to the bidder to begin a bracket or to find out if the bidder wants to begin a bracket.

A positive response to an **RTR** command indicates that the bidder will initiate the next bracket. If the bidder does not want to initiate a bracket, the bidder issues a negative response with the RTR-Not-Required sense code.

## Using the Data-Chaining Protocol

Data chaining is an optional protocol for transmitting a group of related messages. To send chained messages from the SLU, the SLU sets to 1 the begin-chain (BC) indicator for the message to indicate the first message in a chain. For all messages between the first and the last in the chain, the SLU sets the BC and the end-chain (EC) indicators to 0. For the last message in the chain, the EC is set to 1 again. When the SLU receives messages, it tests the chaining indicator to determine if the messages are chained.

The data-chaining protocol comprises three types of chains, as follows:

- No-response chain. Each request in the chain is marked *no response*.
- Exception-response chain. Each request in the chain is marked *exception response*.
- Definite-response chain. The last request in the chain is marked *definite response*; all other requests in the chain are marked *exception response*.

When sending a message chain to the PLU, the SLU can send a **CANCEL** command if the SLU or the PLU finds a message error. If the SLU sends a **CANCEL** command to the PLU, the PLU discards all messages in the chain that it has received. If the PLU sends a negative response to any element of a chain, the SLU ends the chain normally or sends a **CANCEL** command.

---

## Data Exchange Control Methods

An SNA session is conducted under rules for orderly exchange of data.

### Flow Protocols

At the transport level, data is exchanged through either a half-duplex (HDX) protocol or a full-duplex (FDX) protocol.

When a half-duplex protocol is used, data flows in only one direction at a time, with one LU sending only and the other receiving only. In a half-duplex flip-flop protocol, both LUs recognize which LU has the right to send and which to receive. At specified times the partner LUs agree to change the direction so that the receiver can send and the sender can receive.

When a full-duplex protocol is used, data can flow in either direction at any time. Both LUs can send and receive without constraint.

### Response Modes

Each SNA message is either a request or a response. Every request from one LU elicits a matching response from the partner LU. Because the response carries the same transmission sequence number as the request, responses and requests can be matched by their sequence numbers.

When your application has received a request whose RH specifies a mandatory response, your application must generate and send a response message. The response mode rule determines when the response must be sent.

Under immediate response mode, your application must send a response to a request before it sends any request of its own. Under delayed response mode, however, responses can be sent at any time after a request is received.

### LUA Correlation Tables

LUA keeps track of the sequence numbers of incoming and outgoing requests until they receive responses-until the application issues a response to an incoming request, or until the PLU responds to an outgoing request. These numbers are recorded in Personal Communications and Communications Server areas called *correlation tables*.

Under immediate response mode, only a few outstanding requests can be generated in a session, typically one at most. Under delayed response mode, the number can be larger.

The LUA correlation tables are managed dynamically. LUA can record any number of responses. If a very large number of responses accumulate (probably due to a program logic error), the server runs low on memory and Personal Communications and Communications Server might shut down.

### Exception Response Requests (RQEs)

In most cases, LUA can correlate requests and responses automatically, without any help from your program. LUA observes the request and response RUs as they flow in the session. LUA can tell when a

request needs a response, and when the response has been sent. However, there is one case in which LUA cannot tell if a response will be sent, and your program must tell it.

Bit fields in the RH of a request specify whether a response is mandatory, not wanted, or optional. When no response is wanted, LUA need not store the request number in its correlation table. A mandatory response must be sent as the next message on that flow. LUA enters the message in the correlation table, but it will quickly be cleared because the response must come next.

The error response indicator (ERI) in the RH specifies that a response is optional, required only if the receiving LU cannot accept or process the RU. This optional-response RU is called an exception response request (abbreviated RQE). LUA cannot always manage its correlation table automatically in the presence of RQEs. Table 11 summarizes the instances in which LUA can clear a received RQE automatically from its correlation table, and those in which LUA must wait for a signal from the application before clearing a received RQE.

Table 11. Clearing of RQEs

Immediate Response Mode	Delayed Response Mode			
Verbs	HDX	FDX	HDX	FDX
RUI_READ	Automatic	Automatic	Application response	Application response
RUI_WRITE	Automatic	Application response	Application response	Application response

In immediate response mode on either an HDX or FDX session, LUA can discard the number of an RQE as soon as the application requests input (uses RUI\_READ), because, in immediate response mode, a response must be sent before another request can be issued. Also, in immediate response mode on an HDX connection, LUA can discard the number of an RQE as soon as the application requests output (uses RUI\_WRITE)—because the output will either be the RQE response, or no response is going to be sent.

In all other instances, LUA cannot be sure whether a response to the RQE will be produced. The application must format and send a positive response to an RQE, not for the benefit of the PLU (which wants only negative responses) but to inform LUA that the RQE was accepted and will not be generating a negative response.

LUA can then clear the RQE from its table. Because the response is a positive one and the PLU wanted only negative ones, LUA does not transmit the application's response on the network.

In short, simply to assist LUA, your application must treat received RQE RUs as if they were definite-response RUs.

---

## Session Profiles

The specific SNA protocols and conventions that can be used on a given session, taken together, comprise the "profile" of the session. Two profiles, the transmission services (TS) profile and the function management (FM) profile, can be bound to the session. The choice of profiles is made at BIND time.

## TS Profiles

Five TS profiles, numbered 1, 2, 3, 4, and 7 are defined by SNA. However, because TS profile 1 is used only between the SSCP and the PU, only profiles 2, 3, 4, and 7 are applicable to an LUA application. They differ in the SNA commands that can be issued, as shown in Table 12.

Table 12. TS Profile Characteristics

Profile	Pacing Use	CLEAR	CRV	RQR	SDT	STSN
2	Always	Used	Not used	Not used	Not used	Not used



Table 12. TS Profile Characteristics (continued)

Profile	Pacing Use	CLEAR	CRV	RQR	SDT	STSN
3	Always	Used	Optional	Not used	Used	Not used
4	Always	Used	Optional	Used	Used	Used
7	Optional	Not used	Optional	Not used	Not used	Not used

## FM Profiles

Eight FM profiles, numbered 0, 2, 3, 4, 6, 7, 18, and 19 are defined by SNA. However, because profiles 0 and 6 are used only by the SSCP, and profile 19 is used only with LU type 6.2, five profiles can be applicable to an LUA application. Each profile differs in the SNA facilities that are restricted.

An approximate summary of the FM profiles is shown in Table 13. In the table, a blank cell means that the SNA facility is not restricted in this profile—it can have any use that can be specified in the BIND parameters.

The LUA RUI supports FM profiles 2, 3, 4, 7, and 18.

Table 13. FM Profile Characteristics

SNA Facility	FMP 2	FMP 3	FMP 4	FMP 7	FMP 18
Request mode	SLU uses delayed				
Response mode	SLU uses immediate	Immediate	Immediate	Immediate	Immediate
RU chains	Single RU chains only				
Length-checked compression				LU 0 only	
FMH-1 session control block (SCB) compression	Not allowed				
Data flow control RUs allowed	None	<ul style="list-style-type: none"> <li>• CANCEL</li> <li>• SIGNAL</li> <li>• LUSTAT (SLU only)</li> <li>• CHASE</li> <li>• SHUTD</li> <li>• SHUTC</li> <li>• RSHUTD</li> <li>• BID, RTR</li> </ul>	<ul style="list-style-type: none"> <li>• CANCEL</li> <li>• SIGNAL</li> <li>• LUSTAT</li> <li>• QEC</li> <li>• QC</li> <li>• RELQ</li> <li>• CHASE</li> <li>• SHUTD</li> <li>• SHUTC</li> <li>• RSHUTD</li> <li>• BID, RTR</li> </ul>	<ul style="list-style-type: none"> <li>• CANCEL</li> <li>• SIGNAL</li> <li>• LUSTAT</li> <li>• RSHUTD</li> </ul>	<ul style="list-style-type: none"> <li>• CANCEL</li> <li>• SIGNAL</li> <li>• LUSTAT</li> <li>• CHASE</li> <li>• BIS, SBI</li> <li>• BID, RTR</li> </ul>
FM Headers	Not allowed				
Brackets	Restricted use				
Flow protocol	FDX				
Recovery	By PLU only				

## Using RUI LUA Verbs

An application accesses LUA through LUA verbs. Each verb supplies parameters to LUA, which performs the desired function and returns parameters to the application.

## Verb Summary

The following is a brief summary of the seven LUA verbs that an application can use. (For a detailed explanation of each verb, see Chapter 13. RUI Verbs.)

### **RUI\_BID**

Enables the application to determine when information from the host is available to be read.

### **RUI\_INIT**

Sets up the LU-SSCP session for an LUA application.

### **RUI\_PURGE**

Cancels an outstanding **RUI\_READ** verb.

### **RUI\_READ**

Receives data or status information sent from the host to the LUA application's LU, on either the LU-SSCP session or the LU-LU session.

### **RUI\_TERM**

Ends the LU-SSCP session for an LUA application. It also brings down the LU-LU session if it is active.

### **RUI\_WRITE**

Sends data to the host on either the LU-SSCP session or the LU-LU session.

In addition, Personal Communications and Communications Server can return the **RUI\_INIT\_STATUS** indication to the LUA application. It carries information about the state reached in processing an outstanding **RUI\_INIT** verb.

---

## RUI Sessions

An RUI session consists of the ownership of an LU for a period of time determined by the application, which can include establishing a session between an SSCP and an LU (called an SSCP-LU session). An RUI session can also include establishing one or more non-overlapped LU-LU sessions. If the SSCP-LU session fails because of a loss-of-contact or another reset condition, the RUI session ends. An RUI session begins with an **RUI\_INIT** verb and ends normally with an **RUI\_TERM** verb.

---

## Issuing RUI Verbs

Table 14 on page 163 shows the valid conditions under which an RUI application program can issue verbs to the RUI API for a given LU. The entries in the leftmost column represent incoming verbs. The entries in the first row represent verbs that are in progress. If an entry in the table is "OK," the combination of verbs represents a valid condition. If an entry in the table is "Error," the combination of verbs represents an incorrect condition and an error code is returned to the LUA application program.



Table 14. RUI Verb Conditions

Incoming Commands	No Current Session	In-Progress Commands					
		RUI_INIT	RUI_TERM	RUI_WRITE	RUI_READ	RUI_PURGE	RUI_BID
<b>RUI_INIT</b>	OK	Error	Error	Error	Error	Error	Error
<b>RUI_TERM</b>	Error	OK	Error	OK	OK	OK	OK
<b>RUI_WRITE</b>	Error	Error	Error	OK	OK	OK	OK
(See Note 1)							
<b>RUI_READ</b>	Error	Error	Error	OK	OK	OK	OK
(See Note 2)							
<b>RUI_PURGE</b>	Error	Error	Error	OK	OK	Error	OK
<b>RUI_BID</b>	Error	Error	Error	OK	OK	OK	Error

**Notes:**

1. The RUI permits a maximum of two active **RUI\_WRITE** verbs per session at the same time. The active **RUI\_WRITE** verbs must be for different session flows. Four session flows are possible:
  - SSCP-LU expedited
  - SSCP-LU normal
  - LU-LU expedited
  - LU-LU normal
2. The RUI permits a maximum of four active **RUI\_READ** verbs per session at the same time. The active **RUI\_READ** verbs must be for different session flows.

## Asynchronous Verb Completion

Some LUA verbs complete quickly, after some local processing (for example the **RUI\_PURGE** verb); however, most verbs take some time to complete because they require messages to be sent to and received from the host application. Because of this, LUA is implemented as an asynchronous interface; control can be returned to the application while a verb is still in progress, so the application is free to continue with further processing (including issuing other LUA verbs). The way that LUA returns control to the application is by way of an event handle in the verb.

If Personal Communications and Communications Server's verb response signal is delayed (for example, because it needs to wait for information from the remote node), then the stub should return the verb asynchronously. The API does this by setting the primary return code to `LUA_IN_PROGRESS`, and the **lua\_flag2** to `LUA_ASYNC`. The application can now either perform other processing, or wait for notification from the API that the verb has completed. When the verb completes, the application is notified by the setting of the primary return code in the VCB to its final value, and leaving the **lua\_flag2** set to `LUA_ASYNC`.

## Sample LUA Communication Sequence

The following is an example of an LUA communication sequence. It shows the LUA verbs used to start a session, exchange data, and end the session, and the SNA messages sent and received. The arrows indicate the direction in which SNA messages flow.

The following abbreviations are used:

**SSCP norm**

LU-SSCP session, normal flow

**LU norm**

LU-LU session, normal flow

**LU exp**

LU-LU session, expedited flow

**+rsp** Positive response to the indicated message**BC** Begin chain**MC** Middle of chain**EC** End chain**CD** Change direction indicator set**RQD** Definite response required

---

<b>Verb issued by LUA application</b>	<b>SNA message</b>	<b>Flow direction Application      Host</b>
RUI_INIT	(ACTLU)	<----
	(ACTLU +rsp)	---->
RUI_WRITE (SSCP norm)	INITSELF	---->
RUI_READ (SSCP norm)	INITSELF +rsp	<----
RUI_READ (LU exp)	BIND	<----
RUI_WRITE (LU exp)	BIND +rsp	---->
RUI_READ (LU exp)	SDT	<----
RUI_WRITE (LU exp)	SDT +rsp	---->
RUI_WRITE (LU norm)	data, BC	---->
RUI_WRITE (LU norm)	data, MC	---->
RUI_WRITE (LU norm)	data, EC, CD, RQD	---->
RUI_READ (LU norm)	data +rsp	<----
RUI_READ (LU norm)	data, BC	<----
RUI_READ (LU norm)	data, MC	<----
RUI_READ (LU norm)	data, EC, RQD	<----
RUI_WRITE (LU norm)	data +rsp	---->
RUI_READ (LU exp)	UNBIND	<----
RUI_WRITE (LU exp)	UNBIND +rsp	---->
RUI_TERM	(NOTIFY)	---->

---

---

Verb issued by LUA application	SNA message	Flow direction	
		Application	Host
	(NOTIFY +rsp)	<-----	

---

In this example, the application performs the following steps:

1. Issues the **RUI\_INIT** verb to establish the LU-SSCP session. (The **RUI\_INIT** verb does not complete until Personal Communications and Communications Server programs have received an ACTLU message from the host and sent a positive response; however, these messages are handled by each program and not exposed to the LUA application.)
2. Sends an **INITSELF** message to the SSCP to request a **BIND**, and reads the response.
3. Reads a **BIND** message from the host, and writes the response. This establishes the LU-LU session.
4. Reads an **SDT** message from the host, which indicates that initialization is complete and data transfer can begin.
5. Sends a chain of data consisting of three RUs (the last indicates that a definite response is required), and reads the response.
6. Reads a chain of data consisting of three RUs, and writes the response.
7. Reads an **UNBIND** message from the host, and writes the response. This terminates the LU-LU session.
8. Issues the **RUI\_TERM** verb to terminate the LU-SSCP session. (Personal Communications and Communications Server programs send a NOTIFY message to the host and waits for a positive response; however, these messages are handled by each program and are not exposed to the LUA application.)

## BIND Checking

During initialization of the LU-LU session, the host sends a **BIND** message to the Personal Communications and Communications Server LUA application that contains information such as RU sizes to be used by the LU-LU session. Personal Communications and Communications Server returns this message to the LUA application on an **RUI\_READ** verb. It is the responsibility of the LUA application to check that the parameters specified on the **BIND** are suitable. The application has the following options:

- Accept the **BIND** as it is, by issuing an **RUI\_WRITE** verb containing an OK response to the **BIND**. No data needs to be sent on the response.
- Try to negotiate one or more **BIND** parameters (this is only permitted if the **BIND** is negotiable). To do this, the application issues an **RUI\_WRITE** verb containing an OK response, but including the modified **BIND** as data.
- Reject the **BIND** by issuing an **RUI\_WRITE** verb containing a negative response, using an appropriate SNA sense code as data.

See Chapter 13. RUI Verbs, for more information on the **RUI\_WRITE** verb.

**Note:** Validation of the **BIND** parameters, and ensuring that all messages sent are consistent with them, is the responsibility of the LUA application. However, the following two restrictions apply:

- Personal Communications and Communications Server reject any **RUI\_WRITE** verb that specifies an RU length greater than the size specified on the **BIND**.
- Personal Communications and Communications Server require the **BIND** to specify that the secondary LU is the contention winner, and that error recovery is the responsibility of the contention loser.

## Negative Responses and SNA Sense Codes

SNA sense codes may be returned to an LUA application in the following cases:

- When the host sends a negative response to a request from the LUA application, this includes an SNA sense code indicating the reason for the negative response. This is reported to the application on a subsequent **RUI\_READ** verb, as follows:
  - The primary return code is `LUA_OK`.
  - The Request/Response Indicator, Response Type Indicator, and Sense Data Included Indicator are all set to 1, indicating a negative response which includes sense data.
  - The data returned by the **RUI\_READ** verb is the SNA sense code.
- When Personal Communications and Communications Server receive incorrect data from the host, it generally sends a negative response to the host and does not pass the incorrect data to the LUA application. This is reported to the application on a subsequent **RUI\_READ** or **RUI\_BID** verb, as follows:
  - The primary return code is `LUA_NEGATIVE_RSP`.
  - The secondary return code is the SNA sense code sent to the host.
- In some cases, Personal Communications and Communications Server detect that data supplied by the host is not valid, but cannot determine the correct sense code to send. In this case, it passes the incorrect data in an Exception Request (EXR) to the LUA application on an **RUI\_READ** verb in the following way:
  - The Request/Response Indicator is set to zero, indicating a request.
  - The Sense Data Included Indicator is set to one, indicating that sense data is included (this indicator is normally used only for a response).
  - The message data is replaced by a suggested SNA sense code.

The application must then send a negative response to the message; it may use the sense code suggested by Personal Communications and Communications Server, or may alter it.

- Personal Communications and Communications Server may send a sense code to the application to indicate that data supplied by the application was not valid. This is reported to the application on the **RUI\_WRITE** verb that supplied the data, as follows:
  - The primary return code is `LUA_UNSUCCESSFUL`.
  - The secondary return code is the SNA sense code.

## Distinguishing SNA Sense Codes from Other Secondary Return Codes

For a secondary return code which is not a sense code, the first two bytes of this value are always zero. For an SNA sense code, the first two bytes are non-zero; the first byte gives the sense code category, and the second identifies a particular sense code within that category. (The third and fourth bytes may contain additional information, or may be zero.)

## Information on SNA Sense Codes

If you need information on a returned sense code, refer to *IBM Systems Network Architecture: Formats*. The sense codes are listed in numeric order by category.

## Pacing

Pacing is handled by LUA; an LUA application does not need to control pacing, and should never set the Pacing Indicator flag.

If pacing is being used on data sent from the LUA application to the host (this is determined by the **BIND**), an **RUI\_WRITE** verb may take some time to complete. This is because Personal Communications and Communications Server must wait for a pacing response from the host before it can send more data.

If an LUA application is used to transfer large quantities of data in one direction, either to the host or from the host (for example, a file transfer application), then the host configuration should specify that pacing is used in that direction; this is to ensure that the node receiving the data is not flooded with data and does not run out of data storage.

## Segmentation

Segmentation of RUs is handled by LUA. LUA always passes complete RUs to the application, and the application should pass complete RUs to LUA.

## Courtesy Acknowledgments

Personal Communications and Communications Server keep a record of requests received from the host in order to correlate any response sent by the application with the appropriate request. When the application sends a response, the Personal Communications and Communications Server programs correlate this with the data from the original request, and can then free the storage associated with it.

If the host specifies exception response only (a negative response may be sent, but a positive response should not be sent), Personal Communications and Communications Server must still keep a record of the request in case the application subsequently sends a negative response. If the application does not send a response, the storage associated with this request cannot be freed.

Because of this, Personal Communications and Communications Server enable the LUA application to issue a positive response to an exception-response-only request from the host (this is known as a courtesy acknowledgment). The response is not sent to the host, but is used by Personal Communications and Communications Server to clear the storage associated with the request.

## Purging Data to End of Chain

When the host sends a chain of request units to an LUA application, the application may wait until the last RU in the chain is received before sending a response, or it may send a negative response to an RU which is not the last in the chain. If a negative response is sent mid-chain, Personal Communications and Communications Server purge all subsequent RUs from this chain, and do not send them to the application.

When Personal Communications and Communications Server receive the last RU in the chain, it indicates this to the application by setting the primary return code of an **RUI\_READ** or **RUI\_BID** verb to **LUA\_NEGATIVE\_RSP** with a zero secondary return code.

**Note:** The host may terminate the chain by sending a message such as **CANCEL** while in mid-chain. In this case, the **CANCEL** message is returned to the application on an **RUI\_READ** verb, and the **LUA\_NEGATIVE\_RSP** return code is not used.

---

## Configuration

Each LU used by an LUA application must be configured using Personal Communications and Communications Server **NOF** verbs or through the SNA Node Configuration program. (Refer to *System Management Programming* for more information.) In addition, the configuration may include LUA LU pools. A pool is a group of LUs with similar characteristics, such that an application can use any free LU from the group. This can be used to allocate LUs on a first-come, first-served basis when there are more applications than LUs available, or to provide a choice of LUs on different links.

## LUA LU Pool (Optional)

If required, you can configure more than one LUA LU for use by the application, and group the LUs into a pool. This means that an application can specify the pool rather than a specific LU when attempting to start a session, and will be assigned the first available LU from the pool.

An LUA application indicates to Personal Communications and Communications Server that it wants to start a session by issuing an **RUI\_INIT** verb with an LU name. This name must match the name of an LUA LU or LU pool that has previously been defined in *System Management Programming*. Personal Communications and Communications Server use this name as follows:

- If the name supplied is the name of an LU that is not in a pool, a session will be assigned using that LU if it is available (that is, if it is not already in use by an LUA application).
- If the name supplied is the name of an LU pool, or the name of a specific LU within the pool that is already in use, then a session will be assigned using the first available LU in the pool (if one is available).

**Note:** This may not be the LU whose name was specified on the **RUI\_INIT** verb.

## SNA API Client Considerations

If your LUA application resides on a client workstation, an LUA session should also be defined on the local workstation. This LUA session name can contain multiple communication servers and LUA definitions, thus allowing the SNA client code to roll over to new servers when connections become unavailable.

---

## Chapter 10. Features of the RUI LUA Verbs

This chapter covers the following special cases and usage tips for the LUA verbs.

- Handling exception requests—requests from LUA for your program to issue a negative response
- Minimizing LAN traffic through program design
- Dealing with indefinite suspensions of LUA verbs
- Recovering from session failure

---

### Handling Exception Requests

Both the RUI and SLI monitor the state of several protocols and validate the format of RUs. When the interface detects an improper RU coming from the primary logical unit (PLU), it must issue a negative response. LUA notifies your application of this detected error by formatting the incoming RU as an exception request (EXR). An EXR is delivered to your program on either a bid verb (**RUI\_BID** or **SLI\_BID**) or on an input verb (**RUI\_READ** or **SLI\_RECEIVE**). An EXR is indicated by the following conditions in the request header (RH):

- *lua\_rh.rrl* set to 0 (RU is a request unit)
- *lua\_rh.sdi* set to 1 (sense data included)

This is an abnormal combination of RH bits. Sense data is normally the contents of a response RU, not a request RU. LUA uses this abnormal combination to alert your program to the abnormal fact that the PLU has apparently made an error. A 4-byte sense code is part of the EXR; it specifies the error detected. In addition to the sense data, LUA returns up to three bytes of the original RU.

### Changing the Verb Record

Your application must format the EXR as a negative response and send it to the PLU using either **RUI\_WRITE**, depending on the API in use. To convert an EXR input to a response output, make the following changes in the verb record:

- Set *lua\_rh.rrl* to 1 to show this is a response.
- Set *lua\_rh.ri* to 1, indicating a negative response.
- Set the appropriate data-flow flag in *lua\_flag1* based on the values in *lua\_flag2*.
- Set *lua\_message\_type* to **LUA\_MESSAGE\_TYPE\_0**.
- Set *lua\_opcode* to **LUA\_OPCODE\_RUI\_WRITE**, depending on the API in use.
- Set *lua\_data\_length* to 4, the length of the sense data.
- Set *lua\_data\_ptr* to the address of the sense data, whose location depends on the verb that detected the EXR—if the verb was **RUI\_BID**, the sense data is in the "peek buffer" in the verb record; if the verb was **RUI\_READ**, the sense data is in the input buffer.
- Set *lua\_max\_length* to 0.

Your program can now use the verb record and buffer for the EXR to initiate the **RUI\_WRITE** to send the negative response.

### Handling Bracket Bid Reject

In all but one case, the sense code provided by LUA in an EXR is the only appropriate one to return to the PLU. When bracketing is in use, however, and the PLU asks to become speaker, your application has a choice of sense codes:

- LUA can reject a BID command from the PLU. To reject the BID, LUA formats an EXR containing the sense code `LUA_BB_REJECT_NO_RTR`, stating that the bracket bid is rejected and no RTR command will be issued later. The numeric value of this sense code is `0x00001308L` (in Intel\*\*, or byte-swapped, form, as you would code it in a C program).
- Your application can accept the BID command if it supports bracketing and can issue an RTR command later. To notify the PLU that its BID can now be accepted, you can change the sense code to `LUA_BB_REJECT_RTR` (value `0x00001408L`), the sense code that states an RTR will be forthcoming. At some later time your application must format and send an RTR message.

---

## Minimizing LAN Traffic

If your application must run on a client workstation, you can design it to minimize the overhead of the LAN traffic by reducing the use of “bid logic.”

### Reducing RUI\_BID Usage

The verb `RUI_BID` waits until a data unit is available at the server and then completes. The completion of `RUI_BID` notifies your program that data is ready, on a particular flow, and has a particular length. Your program can then allocate a buffer and issue an `RUI_READ` verb for the data.

When you issue a bid verb followed by an input verb, the following four LAN messages are generated:

- A message to initiate the `RUI_BID`
- A message to notify the workstation the bid is complete
- A message to initiate the `RUI_READ`
- A message returning data to the workstation

However, `RUI_READ` can do the same job in one step. If you simply initiate the `RUI_READ` verb and wait for it to complete, two LAN messages are eliminated.

The only benefit of “bid logic” is that you find out the size of a message before you receive it. This allows you to defer allocating a data buffer until you know how large a buffer you need. When you use only input verbs, you must know the maximum buffer size in advance, rather than allocating a buffer after the bid completes.

---

## Dealing with Suspensions

The completion of an RUI verb depends on the actions of the PLU application, the host system, the network, and Personal Communications and Communications Server. If any one of these responds slowly or fails to respond, a verb can be suspended indefinitely. When designing your program, you can anticipate suspensions by giving the user or the program a way of terminating suspended verbs.

### Canceling RUI\_INIT

The `RUI_INIT` verb suspends until the host activates the assigned LU. Normally the host will have sent an `ACTLU` command before the application starts up, but it is not required to do so. When the application starts up, the mainframe might be down or still initializing.

If your program needs to cancel a suspended `RUI_INIT`, it can issue an `RUI_TERM` verb.



## Canceling RUI\_WRITE

When pacing is in use, output can be suspended. If the host temporarily stops reading data or fails to transmit a pacing response, RUI\_WRITE can be suspended waiting for the pacing window to open.

If your program needs to cancel a suspended RUI\_WRITE, it must close the session with RUI\_TERM.

## Canceling RUI\_READ

An input verb is normally suspended until input arrives on the flow that the verb specified. Your program can cancel a pending RUI\_READ using RUI\_PURGE. Closing the session also cancels pending input verbs.

## Ensuring Verb Completion

Your program can create the appearance of an indefinite wait if it mishandles verb completion. If the program starts a verb, fails to note that the verb completed synchronously, and waits for asynchronous completion, the program will wait forever.

The RUI entry points return as their explicit result the primary return code of the verb that was executed. The simplest way to tell whether a verb will be completed asynchronously is to test this explicit return for LUA\_IN\_PROGRESS, as shown in Figure 8.

```
unsigned short rc;
rc = RUI(ptrToTheVerb);
if (LUA_IN_PROGRESS == rc)
    // verb will complete later; the callback function will be entered
else
    // verb is finished now; the callback function will never be entered
```

Figure 8. Testing Verb Completion

---

## Compressing Data

Data compression is supported for both the RUI and SLI API interfaces. The use of data compression is negotiated per session by the BIND and BIND response. If compression is negotiated for use on the session, then LZ9 or run-length encoding (RLE) compression algorithms are accepted inbound from the primary LU (PLU) and RLE will be used for sending data to the PLU.

For both the RUI and SLI APIs, data compression can be handled by either of the following:

- The application compresses and decompresses data
- Communications Server compresses and decompresses data with the host, but delivers and accepts uncompressed data to and from the application.

## Rules for Negotiating Data Compression Per Session

Following are rules for negotiating data compression for both RUI and SLI APIs per session.

### RUI Rules

1. To allow the RUI application to handle the compression and decompression of data:
  - The RUI application receives the BIND request that has bits 6 and 7 of Byte 25 set to indicate compression is offered or requested.

- The RUI application should return the positive BIND response with bits 6 and 7 of Byte 25 set to indicate "offered or mandated compression accepted".
2. To allow Communications Server to handle compression on behalf of the RUI application:
    - Use the Communications Server SNA Node Configuration utility to indicate that the node supports compression by doing the following:
      - Select Configure Node
      - Select Advanced
      - Set maximum compression level supported by node to RLE
    - The RUI application receives the BIND response with bits 6 and 7 of Byte 25 set to indicate compression is offered or requested.
    - The RUI application returns the positive BIND response with bits 6 and 7 of Byte 25 set to indicate "no compression". Communications Server intercepts and modifies the BIND response, then compresses and decompresses the data to the host.

## SLI Rules

1. To allow the SLI application to handle the compression and decompression of data:
  - The SLI application must supply a BIND Callback routine when it issues the **SLI\_OPEN** verb.
  - When the SLI application's BIND callback routine is started, SLI receives the BIND request that has bits 6 and 7 of Byte 25 set to indicate compression is offered or requested.
  - The SLI application should return the BIND response with bits 6 and 7 of Byte 25 set to indicate "offered or mandated compression accepted".
2. To allow Communications Server to handle compression on behalf of SLI:
  - Use the Communications Server SNA Node Configuration utility to indicate that the node supports compression by doing the following:
    - Select Configure Node
    - Select Advanced
    - Set maximum compression level supported by node to RLE
  - If the application did not supply a BIND callback routine on the **SLI\_OPEN** verb, SLI will by default set the BIND response to indicate that Communications Server will compress and decompress the data for SLI.
  - If the application did supply a BIND callback routine:
    - When the BIND callback routine is started, it receives the BIND request that has bits 6 and 7 of Byte 25 set to indicate compression is offered or requested.
    - The SLI application returns the BIND response with bits 6 and 7 of Byte 25 set to indicate "no compression". Communications Server intercepts and modifies the BIND response, and compresses and decompresses the data to the host.

---

## Recovering from Session Failure

There are two instances in which an LUA session has been closed due to an error:

- When an LUA verb completes with the primary return code `LUA_SESSION_FAILURE`, or
- When an LUA verb, after `RUI_INIT` completes successfully, completes with the primary return code `LUA_STATE_CHECK` and with the secondary return code `LUA_NO_RUI_SESSION`.

The session can often be reconstructed. LUA will attempt recovery if your program requests it.

When your program receives an LUA session closed due to an error, it should do the following if it wants to recover:

- Avoid closing the session-the session is already closed.

- Reopen the session using the verb originally used to open the session (RUI\_INIT). If this verb completes with a nonzero primary return code, the session cannot be restarted at this time.
- Notify the interactive user when recovery is underway, because the recovery might take some time. The state of the user's work will depend on the design of the PLU application.



---

## Chapter 11. Implementing LUA Programs

This chapter describes some of the aspects of implementing and writing LUA programs. It includes the following topics:

- Calling and sequencing LUA services
- Writing LUA programs
- Using the asynchronous completion and callback functions
- Compiling and linking on different platforms

The Communications Server implementation of LUA is designed to be binary compatible with Microsoft\*\* NT SNA Server and similar to the implementation of the RUI and SLI interface of OS/2 Communications Manager/2 Version 1.0 LUA.

---

### Writing LUA Programs

The LUA contains one main DLL, for RUI verbs and for SLI verbs. An LUA application program calls this DLL to issue verbs.

The LUA application program sets selected fields in a verb control block and calls the RUI or SLI, passing a pointer to the verb control block. The fields in the verb control block define the requested action to the LUA. The LUA modifies fields in the verb control block to indicate the results of the action before the LUA returns control to the application program. The application program can then use the returned parameters from the verb control block in subsequent processing.

The table below shows source module usage of supplied header files and libraries needed to compile and link RUI programs.

Table 15. Header Files and Libraries for RUI APIs for Operating Systems

Operating System	Header File	Library	DLL Name
WINNT & WIN95	WINLUA.H	WINRUI32.LIB	WINRUI32.DLL
WIN3.1	WINRUI.H	WINRUI.LIB	WINRUI.DLL
OS/2	LUA_C.H	ACSRUI.LIB	ACSRUI.DLL

Table 16. Header Files and Libraries for SLI APIs

Operating System	Header File	Library	DLL Name
WIN32	WINLUA.H	WINSLI32.LIB	WINSLI32.DLL
WIN3.1	WINSLI.H	WINSLI.LIB	WINSLI.DLL
OS/2	LUA_C	ACSSLI.LIB	ACSSLI.DLL

**Note:** SLI API is supported on the server and is not supported by the Communications Server clients.

\*WIN32 = Windows 95, Windows 98, and Windows NT

\*WIN3.1 = Windows 3.1

---

### Calling LUA Services

Your program invokes LUA services by calling a designated entry point and passing a single parameter — the address of a data structure called a *verb record*. The record contains the input parameters for a particular function. LUA updates the record with the output parameters resulting from the operation.

## Understanding Verb Record Contents

Although structured differently, the three types of verb records all provide fields for the following parameters:

### Operation

A number specifying the particular operation to be done. Symbolic names for operations are declared in the “\_cons.h” include files.

### Verb record length

The size of the verb record, which can vary from operation to operation, and which LUA needs in order to process the record.

### Session identifier

In communication and service verbs, a number to identify the session or the name of the session.

### Primary return code

A number returned by LUA to indicate general success or failure.

### Secondary return code

A number returned by LUA on a failure to indicate the specific problem.

### Correlator

A long integer that your application can use to relate the verb record to other data, or to identify the verb record during an asynchronous completion.

### Post handle

The handle of an event to be posted when the verb completes asynchronously.

For Windows NT, Windows 98, and Windows 95, this should be an event handle. In Windows 3.1, this should be a window handle. For OS/2, this should be a semaphore handle.

Most of these fields have the identical data type and are at the identical offset in every verb record in which they appear. The operation code and verb-length fields have different characteristics, however.

## Multiple Processes

An LUA application program is restricted to a single process. Different instances of the same LUA application program can start in different processes, but each application program must use a different LUA LU.

In addition, a single process can comprise multiple LUA application programs, each with its own LUA LU.

## Multiple Threads

A single LUA application program can use multiple threads to issue verbs. This lets you issue multiple verbs simultaneously from a single LUA application program. Different instances of the same LUA application program can start in different threads, but each application program can use a different LUA LU.

**Note:** After an LUA application program issues a verb, it should not change any part of the verb control block until the verb is complete. The RUI uses only the application copy of the verb control block. See “LUA Verb Postings” for additional information.

## LUA Verb Postings

LUA verbs complete synchronously or asynchronously. Synchronous verb completion means that when the RUI returns to the LUA application program after a call to LUA, all processing for that verb is finished and

the asynchronous posting method is not used. Because of timing conditions, a verb can complete asynchronously, but all processing is completed by the time LUA returns to the LUA application program. Asynchronous verb completion means that LUA uses the posting method to notify the application program when processing completes, either successfully or unsuccessfully.

An LUA application program can be notified in one of the following ways when a verb completes asynchronously:

- The LUA application program uses the **lua\_flag2\_async** and **lua\_prim\_rc** parameters to determine the verb processing state.
- The application specifies an event in the **lua\_post\_handle** parameter. This is set when the verb is complete.

## Converting to EBCDIC from ASCII

Typically, all messages sent to the host are in EBCDIC, and the PLU assumes that the messages are in EBCDIC. For example, a PLU name that appears in a **BIND** should be an EBCDIC string. An LUA application program that stores strings in ASCII should convert the strings to EBCDIC before the strings are sent in SNA messages.

Whether an LUA application program needs to convert application data depends on a private agreement between the partner application programs. If your LUA application program communicates with a node that normally uses EBCDIC, you should convert your ASCII data to EBCDIC where appropriate.

Conversion of ASCII to EBCDIC (or vice versa) can be done by the convert verbs described in “Chapter 17. Common Services Verbs (CSV)” on page 269.





---

## Chapter 12. RUI LUA Entry Points

This chapter describes the procedure entry points for LUA.

The RUI DLL defines the following procedure entry points:

**Note:** Included in the chapters of Part 2 of this book is information on the LUA API provided by the following systems:

- Communications Server running on Windows NT
- SNA API clients for OS/2, Windows NT, Windows 95, Windows 98, and Windows 3.1 that are delivered with the Communications Server/NT product
- Personal Communications for Windows 95, Windows 98, and Windows NT.

When there are differences between the support provided by these systems, it is noted.

---

## RUI()

Provides event notification for all **RUI** verbs.

```
void WINAPI RUI (LUA_VERB_RECORD* vcb);
```

### Parameter

#### Description

**vcb** Supplied parameter; specifies the address of the verb control block.

The value returned in *lua\_prim\_rc* indicates whether asynchronous notification will occur. If the field is set to `LUA_IN_PROGRESS`, asynchronous notification will occur through event signaling. If the flag is not `LUA_IN_PROGRESS`, the request completed synchronously. Examine the primary return code and secondary return code for any errors.

The application must provide a handle to an event in the *lua\_post\_handle* parameter of the verb control block. The event must be in the not-signaled state.

When the asynchronous operation is complete, the application is notified by the signaling of the event. Upon signaling of the event, examine the primary return code and secondary return code for any error conditions. **See also:** "WinRUI" on page 181.



This is the only RUI entry point supported for OS/2 clients.

---

## WinRUI

Provides asynchronous message notification for all RUI verbs.

```
int WINAPI WinRUI (HWND hWnd,  
                  LUA_VERB_RECORD* vcb);
```

### Parameter

	Description
--	-------------

<b>hwnd</b>	Window handle to receive completion message.
-------------	--

<b>vcb</b>	Pointer to verb control block.
------------	--------------------------------

The function returns a value indicating whether the request was accepted by the RUI for processing. A returned value of 0 indicates that the request was accepted and will be processed. A value other than 0 indicates an error. Possible error codes are as follows:

### WLUAINVALIDHANDLE

The window handle provided is not valid.

The value returned in **lua\_flag2.async** indicates whether asynchronous notification will occur. If the flag is set (nonzero), asynchronous notification will occur through a message posted to the application's message queue. If the flag is not set, the request completed synchronously. Examine the primary return code and secondary return code for any error conditions.

Upon completion of the verb, the application's window *hWnd* receives the message returned by **RegisterWindowMessage** with **WinRUI** as the input string. The **IParam** argument contains the address of the VCB being posted as complete. The *wParam* argument is undefined. It is possible for the request to be accepted for processing (the function call returns 0), but rejected later with a primary return code and secondary return code set in the VCB. Examine the primary return code and secondary return code for any error conditions.

If the application calls **WinRUI** without first initializing the session using **WinRUIStartup**, an error is returned.

**See also::** "RUI()" on page 180.



This entry point is not supported for the Communications Server Windows 3.1 client.

---

## WinRUICleanup()

Terminates and deregisters an application from the RUI API.

```
BOOL WINAPI WinRUICleanup (void);
```

The return value indicates success or failure of the deregistration. If the value is not 0, the application was successfully deregistered. If the value is 0, the application was not deregistered.

Use **WinRUICleanup** to deregister the RUI API, for example, to free up resources allocated to the specific application.

If **WinRUICleanup** is called while LUs are in session (**RUI\_TERM** not issued), the cleanup code issues **RUI\_TERM** close type ABEND for the application for all open sessions. **See also:** “WinRUIStartup()” on page 186.

---

## WinRUIGetLastInitStatus()

This function provides a way for an application to determine the status of an **RUI\_INIT** so that the application can determine whether the **RUI\_INIT** should be timed out. Use this call to initiate the reporting of status, terminate the reporting of status, or find the current status. For details, see the Usage Notes section.

```
int WINAPI WinRUIGetLastInitStatus (DWORD dwSid,  
                                     HANDLE hStatusHandle,  
                                     DWORD dwNotifyType,  
                                     BOOL bClearPrevious);
```

### Parameter

#### Description

**dwSid** Session identifier of the session for which status will be determined. If the value is 0, *hStatusHandle* is used to report status on all sessions. The *lua\_sid* parameter in the **RUI\_INIT** VCB is valid as soon as the call to **RUI()** or **WinRUI()** for the **RUI\_INIT** returns.

### hStatusHandle

A handle used for signaling the application that the status for the session has changed. Can be a window handle, an event handle, or NULL; *dwNotifyType* must be set accordingly:

- If *hStatusHandle* is a window handle, status is sent to the application through a window message. The program obtains the message from **RegisterWindowMessage** using the string **WinRUI**. The parameter *wParam* contains the session status (see Return Values). Depending on the value of *dwNotifyType*, *lParam* contains either the RUI session ID of the session, or the value of **lua\_correlator** from the **RUI\_INIT** verb.
- If *hStatusHandle* is an event handle, when the status for the session specified by *dwSid* changes, the event is put into the signaled state. The application must then make a further call to **WinRUIGetLastInitStatus()** to find out the new status. The event should not be the same as one used for signaling completion of any **RUI** verb.
- If *hStatusHandle* is NULL, the status of the session specified by *dwSid* is returned in the return code. In this case, *dwSid* must not be 0 unless *bClearPrevious* is TRUE. If *hStatusHandle* is NULL, *dwNotifyType* is ignored.

### dwNotifyType

The type of indication required. This determines the contents of the **lParam** of the window message and how **WinRUIGetLastInitStatus()** interprets *hStatusHandle*. Permitted values are:

#### WLUA\_NTIFY\_EVENT

The *hStatusHandle* parameter contains an event handle.

#### WLUA\_NTIFY\_MSG\_CORRELATOR

The *hStatusHandle* parameter contains a window handle and the **lParam** of the returned window message should contain the LUA correlator and RUI.

#### WLUA\_NTIFY\_MSG\_SID

The *hStatusHandle* parameter contains a window handle and the **lParam** of the returned window message should contain the LUA session identifier.

### bClearPrevious

If TRUE, status messages are no longer sent for the session identified by *dwSid*. If *dwSid* is 0, status messages are no longer sent for any session. If *bClearPrevious* is TRUE, *hStatusHandle* and *dwNotifyType* are ignored.

### WLUASYSNOTREADY

Neither Personal Communications or Communications Server is running.

### WLUANTFYINVALID

The *dwNotifyType* parameter is not valid.

**WLUAINVALIDHANDLE**

The *hStatusHandle* parameter does not contain a valid handle.

**WLUALINKINACTIVE**

The link to the host is not yet active.

**WLUAPUINACTIVE**

The link to the host is active, but no **ACTPU** has yet been received.

**WLUAPUACTIVE**

An **ACTPU** has been received.

**WLUAPUREACTIVATED**

The PU has been reactivated.

**WLUAUINACTIVE**

The link to the host is active, and an **ACTPU** has been received, but no **ACTLU** has been received.

**WLUALUACTIVE**

The LU is active.

**WLUAUNKNOWN**

The session is in an unknown status. (This is an internal error.)

**WLUASIDINVALID**

The SID specified does not match any known by the **RUI**.

**WLUASIDZERO**

The *hStatusHandle* parameter is NULL and *bClearPrevious* is FALSE, but *dwSid* is 0.

**WLUAGLOBALHANDLER**

The *dwSid* parameter is 0, and messages from all sessions will be notified. (This is a normal return code, not an error.)

This function is intended to be used either with a window handle or an event handle to enable asynchronous notification of status changes, but it can also be used on its own to find out the current status of a session.

To use this function with a window handle, you can implement it in one of two ways as follows:

```
WinRUIGetLastInitStatus(Sid,Handle,WLUA_NTIFY_MSG_CORRELATOR,FALSE);
```

or

```
WinRUIGetLastInitStatus(Sid,Handle,WLUA_NTIFY_MSG_SID,FALSE);
```

With this implementation, changes in status are reported by a window message sent to the window handle specified. If **WLUA\_NTIFY\_MSG\_CORRELATOR** is specified, the **IParam** field in the window message contains the **lua\_correlator** field for the session. If **WLUA\_NTIFY\_MSG\_SID** is specified, the **IParam** field in the window message contains the LUA session identifier for the session.

When the function has been used with a window handle, use the following command to cancel the reporting of status:

```
WinRUIGetLastInitStatus(Sid,NULL,0,TRUE);
```

For this implementation, note that if *Sid* is nonzero, status is only reported for that session. If *Sid* is 0, status is reported for all sessions.

To use this function with an event handle, implement it as follows:

```
WinRUIGetLastInitStatus(Sid,Handle,WLUA_NOTIFY_EVENT,FALSE);
```

The event whose handle is given will be signaled when a change in state occurs. Because no information is returned when an event is signaled, the following call must be issued to find out the status:

```
Statu = WinRUIGetLastInitStatus(Sid,NULL,0,0,FALSE);
```

In this case, a *Sid* must be specified.

When the function has been used with an event handle, use the following command to cancel the reporting of status:

```
WinRUIGetLastInitStatus(Sid,NULL,0,TRUE);
```

To use this function to query the current status of a session, it is not necessary to use an event or window handle. Instead, use the following command:

```
Status = WinRUIGetLastInitStatus(Sid,NULL,0,0,FALSE);
```

**Note:** **WinRUIGetLastInitStatus** is not supported on the Communications Server SNA API clients.

---

## WinRUIStartup()

Enables an application to specify the required version of the RUI API and to retrieve details of the API.

```
int WINAPI WinRUIStartup (WORD wVersionRequired,  
                          LPWLUAADATA* luadata);
```

### Parameter

#### Description

#### wVersionRequired

Specifies the version of RUI API support required. The high-order byte specifies the minor version (revision) number; the low-order byte specifies the major version number.

#### luadata

Returns version of RUI implementation.

The return value specifies whether the application was registered successfully and whether the RUI API can support the specified version number. If the value is 0, it was registered successfully and the specified version can be supported. Otherwise, the return value is one of the following values:

#### WLUAVERNOTSUPPORTED

The version of RUI API support requested is not provided by this particular RUI API.

#### WLUAINVALID

The version requested could not be determined.

This call is intended to aid in compatibility with future versions of the API. The current version is 1.0. **See also:** “WinRUICleanup()” on page 182.



This entry point is not supported for the Communications Server Windows 3.1 client.



---

## GetLuaReturnCode()

Converts the primary and secondary return codes in the VCB to a printable string. This function provides a standard set of error strings for use by LUA applications.

```
int WINAPI GetLuaReturnCode (lua_common* vcb,  
                            UINT buffer_length,  
                            unsigned char* buffer_addr);
```

### Parameter

#### Description

**vcb** Supplied parameter; specifies the address of the verb control block.

#### buffer\_length

Supplied parameter; specifies the length (in bytes) of the buffer pointed to by *buffer\_addr*. The recommended length is 256.

#### buffer\_addr

Supplied/returned parameter; specifies the address of the buffer that will hold the formatted, null-terminated string; the length of the string in the specified buffer.

#### 0x20000001

The parameters are not valid; the function could not read from the specified verb control block or could not write to the specified buffer.

#### 0x20000002

The specified buffer is too small.

The descriptive error string returned in *buffer\_addr* does not terminate with a new line character (*/n*).

## Call Example

The following example shows how to call **WINRUI32.DLL**. The header file for this DLL is **WINLUA.H**. This example calls the **RUI DLL** to issue an **RUI** verb from a program:

```
#include "WINLUA.H"                /* LUA C include file for  
                                  the LUA Application. */  
  
. . .  
  
. . .  
  
example()  
{  
    LUA_VERB_RECORD    VerbRecord;    /* Declare VerbRecord as a verb  
                                      control block using the  
                                      TYPEDEF in WINLUA.H */  
  
. . .  
  
    WINRUI((LUA_VERB_RECORD *) &VerbRecord);    /* Call the RUI API */  
    . . .  
}
```



---

## Chapter 13. RUI Verbs

This chapter contains the following information:

- Details of the LUA common control block structure
- A description of each LUA verb for all LUA verbs and the LUA verb records

The following information is provided for each LUA verb:

- The purpose of the verb.
- Parameters supplied to and returned by LUA. The description of each parameter includes information on the valid values for that parameter, and any additional information necessary.
- Interactions with other verbs.
- Additional information describing the use of the verb.

**Note:** Parameters marked as *reserved* should always be set to zero.

---

### LUA Verb Control Block Format

The verb control block consists of:

- **lua\_common**, used for all verbs and described in “Common Verb Header”.
- **specific**, used only for the **RUI\_BID** verb (described in “RUI\_BID Data Structure” on page 193).

The structure is defined as follows:

```
typedef struct lua_verb_record
{
    LUA_COMMON        common;                /* The common verb header */
    union
    {
        unsigned char  lua_peek_data[12];    /* field specific to RUI_BID */
    }
} LUA_VERB_RECORD;
```

### Common Verb Header

The Personal Communications LUA uses a generic *common verb header* to transport all incoming and outgoing data. The fields in the verb control block are defined as follows:

```
typedef struct lua_common
{
    unsigned short  lua_verb;                /* LUA_VERB_RUI */
    unsigned short  lua_verb_length;         /* VCB length */
    unsigned short  lua_prim_rc;             /* primary return code */
    unsigned long   lua_sec_rc;              /* secondary return code */
    unsigned short  lua_opcode;              /* verb opcode */
    unsigned long   lua_correlator;          /* verb correlator */
    unsigned char   lua_luname[8];          /* local LU name */
    unsigned short  lua_extension_list_offset;
                                                /* reserved */
    unsigned short  lua_cobol_offset;         /* reserved */
    unsigned long   lua_sid;                  /* session ID */
    unsigned short  lua_max_length;          /* max buffer length */
    unsigned short  lua_data_length;         /* actual data length */
    unsigned char   *lua_data_ptr;           /* data pointer */
    unsigned long   lua_post_handle;         /* post handle */
    LUA_TH          lua_th;                   /* TH structure */
    unsigned char   lua_rh;                   /* message RH */
    unsigned char   lua_flag1;               /* application message flag */
    unsigned char   lua_message_type;        /* SNA message type */
}
```

```

unsigned char    lua_flag2;          /* LUA message flag          */
unsigned char    lua_resv56[7];     /* reserved                  */
unsigned char    lua_encr_decr_option; /* cryptography              */
} LUA_COMMON;

typedef struct lua_th
{
    unsigned char    reserv1;        /* reserved                  */
    unsigned char    daf;           /* DAF                      */
    unsigned char    oaf;           /* OAF                      */
    unsigned char    snf[2];        /* SNF                      */
} LUA_TH;

```

### **lua\_verb**

Identifies this as an **LUA** verb: always set to **LUA\_VERB\_RUI**.

### **lua\_verb\_length**

Length of the verb control block.

### **lua\_prim\_rc**

Primary return code set by LUA.

### **lua\_sec\_rc**

Secondary return code set by LUA.

### **lua\_opcode**

Verb operation code, which identifies the **LUA** verb being issued.

### **lua\_correlator**

A 4-byte correlator, which you can use to correlate this verb with other processing in your application. LUA does not use this parameter.

### **lua\_luname**

The local LU name used by the LUA session (in ASCII). This can be an LU name or an LU pool name; see "RUI\_INIT" on page 199 for more information.

### **lua\_sid**

The session ID of the LUA session on which this verb is issued.

### **lua\_max\_length**

The length of the buffer used to receive data.

### **lua\_data\_length**

The length of the data to be sent, or the actual length of data received.

### **lua\_data\_ptr**

A pointer to the data to be sent, or the data buffer to receive data.

### **lua\_th.flags**

Specifies the flags set in the transmission header. (Refer to *Systems Network Architecture: Formats* for more information.) It can be one or more of the following values ORed together:

#### **LUA\_FID**

Format identification type 2

#### **LUA\_MPF**

Segmenting mapping field

#### **LUA\_BBIU**

Begin BIU

#### **LUA\_EBIU**

End BIU

#### **LUA\_ODAI**

OAF-DAF assignor Indicator

**LUA\_EFI**  
Expedited Flow Indicator

**lua\_th.daf**  
DAF (Destination address field).

**lua\_th.oaf**  
OAF (Originating address field).

**lua\_th.snf**  
Sequence number field.

**lua\_rh** Specifies the request/response header (RH) of the message sent or received. (Refer to *Systems Network Architecture: Formats* for more information.) This can be one or more of the following values ORed together:

**LUA\_RRI**  
Request-response indicator

**LUA\_RH\_FMD**  
RU category: FMI data segment

**LUA\_RH\_NC**  
RU category: Network control

**LUA\_RH\_DFC**  
RU category: Data flow control

**LUA\_RH\_SC**  
RU category: Session control

**LUA\_FI**  
Format indicator

**LUA\_SDI**  
Sense data included indicator

**LUA\_BCI**  
Begin chain indicator

**LUA\_ECI**  
End chain indicator

**LUA\_DR1I**  
Definite Response 1 indicator

**LUA\_DR2I**  
Definite Response 2 indicator

**LUA\_RI**  
Exception response indicator (for a request), or response type indicator (for a response)

**LUA\_QRI**  
Queued Response indicator

**LUA\_PI**  
Pacing indicator

**LUA\_BBI**  
Begin Bracket indicator

**LUA\_EBI**  
End Bracket indicator

**LUA\_CDI**  
Change Direction indicator

- LUA\_CSI**  
Code Selection indicator
- LUA\_EDI**  
Enciphered Data indicator
- LUA\_PDI**  
Padded Data indicator

**lua\_flag1**

Specifies flags for messages supplied by the application. (Refer to *Systems Network Architecture: Formats* for more information.) The flags can be one or more of the following values ORed together:

- LUA\_BID\_ENABLE**  
Bid Enable indicator
- LUA\_NOWAIT**  
No Wait for Data flag
- LUA\_SSCP\_EXP**  
SSCP expedited flow
- LUA\_SSCP\_NORM**  
SSCP normal flow
- LUA\_LU\_EXP**  
LU expedited flow
- LUA\_LU\_NORM**  
LU normal flow
- LUA\_CLOSE\_ABEND**
- LUA\_RESERVE1**

**lua\_message\_type**

The type of SNA message received by an **RUI\_READ** verb (or indicated to an **RUI\_BID** verb). This can be one the following values:

- LUA\_MESSAGE\_TYPE\_LU\_DATA
- LUA\_MESSAGE\_TYPE\_SSCP\_DATA
- LUA\_MESSAGE\_TYPE\_RSP
- LUA\_MESSAGE\_TYPE\_BID
- LUA\_MESSAGE\_TYPE\_BIND
- LUA\_MESSAGE\_TYPE\_BIS
- LUA\_MESSAGE\_TYPE\_CANCEL
- LUA\_MESSAGE\_TYPE\_CHASE
- LUA\_MESSAGE\_TYPE\_CLEAR
- LUA\_MESSAGE\_TYPE\_CRV
- LUA\_MESSAGE\_TYPE\_LUSTAT\_LU
- LUA\_MESSAGE\_TYPE\_LUSTAT\_SSCP
- LUA\_MESSAGE\_TYPE\_QC
- LUA\_MESSAGE\_TYPE\_QEC
- LUA\_MESSAGE\_TYPE\_RELQ
- LUA\_MESSAGE\_TYPE\_RQR
- LUA\_MESSAGE\_TYPE\_RTR
- LUA\_MESSAGE\_TYPE\_SBI

LUA\_MESSAGE\_TYPE\_SHUTD  
LUA\_MESSAGE\_TYPE\_SIGNAL  
LUA\_MESSAGE\_TYPE\_SDT  
LUA\_MESSAGE\_TYPE\_STSN  
LUA\_MESSAGE\_TYPE\_UNBIND

**lua\_flag2**

Specifies flags for messages returned by LUA. (Refer to *Systems Network Architecture: Formats* for more information.) The flags can be one or more of the following values ORed together:

**LUA\_BID\_ENABLE**

Bid Enable indicator

**LUA\_ASYNC**

Asynchronous verb completion flag

**LUA\_SSCP\_EXP**

SSCP expedited flow

**LUA\_SSCP\_NORM**

SSCP normal flow

**LUA\_LU\_EXP**

LU expedited flow

**LUA\_LU\_NORM**

LU normal flow

**lua\_encr\_decr\_option**

Cryptography option.

---

## **RUI\_BID Data Structure**

The following parameter is specific to and only supplied on the **RUI\_BID** verb:

**lua\_peek\_data**

Up to 12 bytes of data waiting to be read.

## RUI\_BID

---

### RUI\_BID

The **RUI\_BID** verb is used by the application to indicate when a received message is waiting to be read. This enables the application to determine what data, if any, is available before issuing the **RUI\_READ** verb. When a message is available, the **RUI\_BID** verb returns with details of the message flow on which it was received, the message type, the TH and RH of the message, and up to 12 bytes of message data. The main difference between **RUI\_BID** and **RUI\_READ** is that **RUI\_BID** enables the application to check the data without removing it from the incoming message queue, so it can be left and accessed at a later stage. **RUI\_READ** removes the message from the queue, so once the application has read the data it must process it.

### Supplied Parameters

The application supplies the following parameters:

**lua\_verb**

LUA\_VERB\_RUI

**lua\_verb\_length**

The length in bytes of the LUA verb record. Set this to  
`sizeof(struct LUA_COMMON) + 12.`

**lua\_opcode**

LUA\_OPCODE\_RUI\_BID

**lua\_correlator**

Optional. A 4-byte value, which you can use to correlate this verb with other processing within your application. LUA does not use or change this information.

**lua\_luname**

The name in ASCII of the local LU used by the session. This must match the LU name of an active LUA session.

This parameter is required only if the **lua\_sid** parameter is zero. If a session ID is supplied in **lua\_sid**, LUA does not use this parameter.

This parameter must be 8 bytes long; pad on the right with spaces, 0x20, if the name is shorter than 8 characters.

**lua\_sid**

The session ID of the session. This must match a session ID returned on a previous **RUI\_INIT** verb. This parameter is optional; if you do not specify the session ID, you must specify the LU name for the session in the **lua\_luname** parameter.

**lua\_post\_handle**

This is a 4-byte handle that is used to post the completion of asynchronous verbs.

### Returned Parameters

The following parameter will always be returned:

**lua\_flag2**

This is only set to **LUA\_ASYNC** if the verb completed asynchronously.

Other returned parameters depend on whether the verb completed successfully; see the following sections.

If the verb completed successfully, the following parameters are returned:



**lua\_prim\_rc**  
LUA\_OK

**lua\_sid**  
If the application specified the **lua\_luname** parameter when issuing this verb, rather than specifying the session ID, LUA supplies the session ID.

**lua\_max\_length**  
The number of bytes of data in the received message.

**lua\_data\_length**  
The number of bytes of data returned in the **lua\_peek\_data** parameter; from 0 to 12.

**lua\_th** Information from the transmission header (TH) of the received message.

**lua\_rh** Information from the request/response header (RH) of the received message.

**lua\_message\_type**  
Message type of the received message, which will be one of the following values:

LUA\_MESSAGE\_TYPE\_LU\_DATA  
LUA\_MESSAGE\_TYPE\_SSCP\_DATA  
LUA\_MESSAGE\_TYPE\_RSP  
LUA\_MESSAGE\_TYPE\_BID  
LUA\_MESSAGE\_TYPE\_BIND  
LUA\_MESSAGE\_TYPE\_BIS  
LUA\_MESSAGE\_TYPE\_CANCEL  
LUA\_MESSAGE\_TYPE\_CHASE  
LUA\_MESSAGE\_TYPE\_CLEAR  
LUA\_MESSAGE\_TYPE\_CRV  
LUA\_MESSAGE\_TYPE\_LUSTAT\_LU  
LUA\_MESSAGE\_TYPE\_LUSTAT\_SSCP  
LUA\_MESSAGE\_TYPE\_QC  
LUA\_MESSAGE\_TYPE\_QEC  
LUA\_MESSAGE\_TYPE\_RELQ  
LUA\_MESSAGE\_TYPE\_RTR  
LUA\_MESSAGE\_TYPE\_SBI  
LUA\_MESSAGE\_TYPE\_SHUTD  
LUA\_MESSAGE\_TYPE\_SIGNAL  
LUA\_MESSAGE\_TYPE\_SDT  
LUA\_MESSAGE\_TYPE\_STSN  
LUA\_MESSAGE\_TYPE\_UNBIND

**lua\_flag2**  
One of the following flags will be set to indicate which message flow the data was received on:

**LUA\_SSCP\_EXP**  
SSCP expedited flow

**LUA\_LU\_EXP**  
LU expedited flow

**LUA\_SSCP\_NORM**  
SSCP normal flow

**LUA\_LU\_NORM**  
LU normal flow

## **RUI\_BID**

### **lua\_peek\_data**

The first 12 bytes of the message data (or all of the message data if it is shorter than 12 bytes).

The following return codes indicate that the verb did not complete successfully because it was canceled by another verb:

### **lua\_prim\_rc**

LUA\_CANCELLED

### **lua\_sec\_rc**

LUA\_TERMINATED

An **RUI\_TERM** verb was issued while this verb was pending.

The following return codes indicate that the verb did not complete successfully because a supplied parameter was in error:

### **lua\_prim\_rc**

LUA\_PARAMETER\_CHECK

### **lua\_sec\_rc**

Possible values:

#### **LUA\_BID\_ALREADY\_ENABLED**

The **RUI\_BID** verb was rejected because a previous **RUI\_BID** verb was already outstanding. Only one **RUI\_BID** can be outstanding at a time.

#### **LUA\_RESERVED\_FIELD\_NOT\_ZERO**

A reserved field in the verb record, or a parameter that is not used by this verb, was set to a nonzero value.

#### **LUA\_VERB\_LENGTH\_INVALID**

The value of the **lua\_verb\_length** parameter was less than the length of the verb record required for this verb.

The following return codes indicate that the verb was issued in a session state in which it was not valid:

### **lua\_prim\_rc**

LUA\_STATE\_CHECK

### **lua\_sec\_rc**

LUA\_NO\_RUI\_SESSION

An **RUI\_INIT** verb has not yet completed successfully for this session, or a session outage has occurred.

The following return codes indicate that the verb record supplied was valid, but the verb did not complete successfully:

### **lua\_prim\_rc**

LUA\_UNSUCCESSFUL

### **lua\_sec\_rc**

LUA\_INVALID\_PROCESS

The application instance that issued this verb was not the same as the one that issued the **RUI\_INIT** verb for this session.

The following return code indicates that Personal Communications and Communications Server detected an error in the data received from the host. Instead of passing the received message to the application on an **RUI\_READ** verb, Personal Communications and Communications Server discards the message (and

the rest of the chain if it is in a chain), and sends a negative response to the host. LUA informs the application on a subsequent **RUI\_READ** or **RUI\_BID** verb that a negative response was sent.

**lua\_prim\_rc**

LUA\_NEGATIVE\_RSP

**lua\_sec\_rc**

The secondary return code contains the sense code sent to the host on the negative response. See “SNA Layers” on page 152 for information on interpreting the sense code values that can be returned.

A zero secondary return code indicates that, following a previous **RUI\_WRITE** of a negative response to a message in the middle of a chain, Personal Communications has now received and discarded all messages from this chain.

The following primary and secondary return codes indicate that the verb did not complete successfully for other reasons:

**lua\_prim\_rc**

LUA\_SESSION\_FAILURE

The session has been brought down.

**lua\_sec\_rc**

Possible values:

**LUA\_LU\_COMPONENT\_DISCONNECTED**

The LUA session has failed because of a problem with the communications link or with the host LU.

**LUA\_RUI\_LOGIC\_ERROR**

This return code indicates one of the following things:

- The host system has violated SNA protocols.
- An internal error was detected within LUA.

Attempt to reproduce the problem with tracing active, and check that the host is sending correct data.

**lua\_prim\_rc**

LUA\_INVALID\_VERB

Either the **lua\_verb** parameter or the **lua\_opcode** parameter was not valid. The verb did not execute.

**lua\_prim\_rc**

LUA\_UNEXPECTED\_DOS\_ERROR

An operating system error occurred, such as resource shortage.

**lua\_sec\_rc**

This value is the operating system return code. Check your operating system documentation for the meaning of this return code.

## Comments

The **RUI\_INIT** verb must complete successfully before this verb can be issued.

Only one **RUI\_BID** can be outstanding at any one time. After the **RUI\_BID** verb has completed successfully, it can be reissued by setting the **lua\_flag1** to **LUA\_BID\_ENABLE** on a subsequent **RUI\_READ** verb. If the verb is to be reissued in this way, the application program must not free or modify the storage associated with the **RUI\_BID** verb record.

## RUI\_BID

If a message arrives from the host when an **RUI\_READ** and an **RUI\_BID** are both outstanding, the **RUI\_READ** completes and the **RUI\_BID** is left in progress.

## Usage Notes

Each message that arrives will only be bid once. Once an **RUI\_BID** verb has indicated that data is waiting on a particular session flow, the application should issue the **RUI\_READ** verb to receive the data. Any subsequent **RUI\_BID** will not report data arriving on that session flow until the message that was bid has been accepted by issuing an **RUI\_READ** verb.

In general, the **lua\_data\_length** parameter returned on this verb indicates only the length of data in **lua\_peek\_data**, not the total length of data on the waiting message (except when a value of less than 12 is returned). The **lua\_max\_length** parameter returns the number of bytes in the received message. The application should ensure that the data length on the **RUI\_READ** verb that accepts the data is sufficient to contain the message.

---

## RUI\_INIT

The **RUI\_INIT** verb establishes the SSCP-LU session for a given LUA LU.

### Supplied Parameters

The application supplies the following parameters:

**lua\_verb**

LUA\_VERB\_RUI

**lua\_verb\_length**

The length in bytes of the LUA verb record. Set this to sizeof(struct LU\_COMMON).

**lua\_opcode**

LUA\_OPCODE\_RUI\_INIT

**lua\_correlator**

Optional. A 4-byte value, which you can use to correlate this verb with other processing within your application. LUA does not use or change this information.

**lua\_luname**

The name in ASCII of the local LU or LU pool that you want to start the session. This must match a configured LUA LU name or LU pool name. For applications on the Personal Communications and Communications Server, the name is used as follows:

If the name is the name of an LU that is not in a pool, Personal Communications and Communications Server attempts to start the session using this LU.

If the name is the name of an LU pool, or the name of an LU within a pool, Personal Communications and Communications Server attempts to start the session using the first available LU from the pool. This field is an 8-byte ASCII string, padded with trailing space (0x20) characters if necessary.

For applications on a SNA API client, the name should match a configured LUA Session Name.



The following information only applies to Communications Server Windows 95, Windows 98, and Windows NT SNA API clients.

The default LUA session name for each user can be assigned using the appropriate configuration utility, either INI configuration or LDAP.

LUA programs, such as 3270 emulators, can choose to use a default LUA session name rather than specify one directly. When an LUA program issues an **RUI\_INIT** verb with the **lua\_name** field set to binary zeroes, or ASCII blanks, the RUI API uses the configured default LUA session name.

**lua\_post\_handle**

This is a 4-byte handle that is used to post the completion of asynchronous verbs.

**lua\_flag1**

The application should set this to LUA\_ASYNC\_STATUS, to receive RUI\_INIT\_STATUS indications from Personal Communications and Communications Server when processing the **RUI\_INIT** verb. (RUI\_INIT\_STATUS messages are described in "RUI\_INIT\_STATUS" on page 206.)

**lua\_encr\_decr\_option**

Session-level cryptography option. Personal Communications and Communications Server accepts the following two values:

0      Session-level cryptography is not used.

## RUI\_INIT

128 Encryption and decryption are performed by the application program.

Any other value will result in the return code LUA\_ENCR\_DECR\_LOAD\_ERROR. (Values in the range 1 to 127, indicating user-defined encryption and decryption routines, are supported by OS/2 Communications Manager/2's LUA implementation but not by Personal Communications and Communications Server.)

## Returned Parameters

The following parameter will always be returned:

### lua\_flag2

This is only set to LUA\_ASYNC if the verb completed asynchronously.

**Note:** RUI\_INIT will always complete asynchronously, unless it returns an error such as LUA\_PARAMETER\_CHECK.

Other returned parameters depend on whether the verb completed successfully; see the following sections.

If the verb executes successfully, LUA returns the following parameters:

### lua\_prim\_rc

LUA\_OK

### lua\_sid

A session ID for the new session. This can be used by subsequent verbs to identify this session.

### lua\_luname

The name of the local LU used by the session. This is required if the application specified an LU pool and needs to know which LU in the pool has been used.

The following return codes indicate that the verb did not complete successfully because it was canceled by another verb:

### lua\_prim\_rc

LUA\_CANCELLED

### lua\_sec\_rc

LUA\_TERMINATED

An **RUI\_TERM** verb was issued before the **RUI\_INIT** had completed.

The following return codes indicate that the verb did not complete successfully because a supplied parameter was in error:

### lua\_prim\_rc

LUA\_PARAMETER\_CHECK

### lua\_sec\_rc

Possible values:

#### LUA\_INVALID\_LUNAME

The **lua\_luname** parameter could not be found. Check that the LU name or LU pool name was defined in the *Personal Communications and Communications Server System Management Programming API*.

**LUA\_RESERVED\_FIELD\_NOT\_ZERO**

A reserved field in the verb record, or a parameter that is not used by this verb, was set to a nonzero value.

**LUA\_VERB\_LENGTH\_INVALID**

The value of the **lua\_verb\_length** parameter was less than the length of the verb record required for this verb.

The following return codes indicate that the verb was issued in a session state in which it was not valid:

**lua\_prim\_rc**

LUA\_STATE\_CHECK

**lua\_sec\_rc**

LUA\_DUPLICATE\_RUI\_INIT

The **lua\_luname** parameter specified an LU name or LU pool name that is already in use by this application (or for which this application already has an **RUI\_INIT** verb in progress).

The following return codes indicate that the verb record supplied was valid, but the verb did not complete successfully:

**lua\_prim\_rc**

LUA\_UNSUCCESSFUL

**lua\_sec\_rc**

Possible values:

**LUA\_COMMAND\_COUNT\_ERROR**

The verb specified the name of an LU pool, or the name of an LU in a pool, but all LUs in the pool are in use.

**LUA\_ENCR\_DECR\_LOAD\_ERROR**

The verb specified a value for **lua\_encr\_decr\_option** other than 0 or 128.

**LUA\_INVALID\_PROCESS**

The LU specified by the **lua\_luname** parameter is in use by another process.

**LUA\_LINK\_NOT\_STARTED**

The link to the host has not been started.

The following values for **lua\_sec\_rc** are Personal Communications and Communications Server sense codes, and can be returned if **lua\_prim\_rc** is LUA\_UNSUCCESSFUL (these values reflect the state of the LU):

**X10020000**

**ACTPU** has not been received. **RUI\_INIT** will not activate the PU.

**X10100000**

**ACTPU** has not been received. **RUI\_INIT** will activate the PU.

**X10110000**

**ACTPU** has been received. **ACTLU** has not been received. SSCP does not support self-defining dependent LU (SSDLU). **RUI\_INIT** will activate the LU.

**X10120000**

**ACTPU** has been received. **ACTLU** has not been received. SSCP does support SSDLU. **RUI\_INIT** will activate the LU.

The following primary and secondary return codes indicate that the verb did not complete successfully for other reasons:

## RUI\_INIT

### lua\_prim\_rc

LUA\_SESSION\_FAILURE

The session has been brought down.

### lua\_sec\_rc

LUA\_LU\_COMPONENT\_DISCONNECTED

The LUA session has failed because of a problem with the communications link or with the host LU.

### lua\_prim\_rc

LUA\_INVALID\_VERB

Either the **lua\_verb** parameter or the **lua\_opcode** parameter was not valid. The verb did not execute.

### lua\_prim\_rc

LUA\_UNEXPECTED\_DOS\_ERROR

An operating system error occurred, such as resource shortage.

### lua\_sec\_rc

This value is the operating system return code. Check your operating system documentation for the meaning of this return code.

## Comments

This verb must be the first LUA verb issued for the session. Until this verb has completed successfully, the only other LUA verb that can be issued for this session is **RUI\_TERM** (which will terminate a pending **RUI\_INIT**). All other verbs issued on this session must identify the session using one of the following parameters from this verb.

- The session ID is returned to the application in the **lua\_sid** parameter.
- The LU name is supplied by the application in the **lua\_luname** parameter.

## Usage Notes

The **RUI\_INIT** verb completes after an **ACTLU** is received from the host. If necessary, the verb waits indefinitely. If an **ACTLU** has already been received prior to the **RUI\_INIT** verb, LUA sends a **NOTIFY** to the host to inform it that the LU is ready for use.

**Note:** Neither the **ACTLU** nor **NOTIFY** is visible to the LUA application.

Once the **RUI\_INIT** verb has completed successfully, this session uses the LU for which the session was started. No other LUA session (from this or any other application) can use the LU until the **RUI\_TERM** verb is issued.



---

## RUI\_PURGE

The **RUI\_PURGE** verb cancels a previous **RUI\_READ**. An **RUI\_READ** can wait indefinitely if it is sent without setting **lua\_flag1** to **LUA\_NO\_WAIT** (the immediate return option), and no data is available on the specified flow; **RUI\_PURGE** forces the waiting verb to return (with the primary return code **CANCELLED**).

### Supplied Parameters

The application supplies the following parameters:

**lua\_verb**

LUA\_VERB\_RUI

**lua\_verb\_length**

The length in bytes of the LUA verb record. Set this to `sizeof(struct LUA_COMMON)`.

**lua\_opcode**

LUA\_OPCODE\_RUI\_PURGE

**lua\_correlator**

Optional. A 4-byte value, which you can use to correlate this verb with other processing within your application. LUA does not use or change this information.

**lua\_luname**

The name in ASCII of the local LU used by the session. This must match the LU name of an active LUA session.

This parameter is required only if the **lua\_sid** parameter is zero. If a session ID is supplied in **lua\_sid**, LUA does not use this parameter.

This parameter must be 8 bytes long; pad on the right with spaces, 0x20, if the name is shorter than 8 characters.

**lua\_sid**

The session ID of the session. This must match a session ID returned on a previous **RUI\_INIT** verb.

This parameter is optional; if you do not specify the session ID, you must specify the LU name for the session in the **lua\_luname** parameter.

**lua\_data\_ptr**

A pointer to the **RUI\_READ** **LUA\_VERB\_RECORD** that is to be purged.

**lua\_post\_handle**

This is a 4-byte handle that is used to post the completion of asynchronous verbs.

### Returned Parameters

The following parameter will always be returned:

**lua\_flag2**

This is only set to **LUA\_ASYNC** if the verb completed asynchronously.

Other returned parameters depend on whether the verb completed successfully; see the following sections.

If the verb completed successfully, the following parameters are returned:

**lua\_prim\_rc**

LUA\_OK

## **RUI\_PURGE**

### **lua\_sid**

If the application specified the **lua\_luname** parameter when issuing this verb, rather than specifying the session ID, LUA supplies the session ID.

The following return codes indicate that the verb did not complete successfully because it was canceled by another verb:

### **lua\_prim\_rc**

LUA\_CANCELLED

### **lua\_sec\_rc**

LUA\_TERMINATED

An **RUI\_TERM** verb was issued while this verb was pending.

The following return codes indicate that the verb did not complete successfully because a supplied parameter was in error:

### **lua\_prim\_rc**

LUA\_PARAMETER\_CHECK

### **lua\_sec\_rc**

Possible values:

#### **LUA\_BAD\_DATA\_PTR**

The **lua\_data\_ptr** parameter was set to zero.

#### **LUA\_RESERVED\_FIELD\_NOT\_ZERO**

A reserved field in the verb record, or a parameter that is not used by this verb, was set to a nonzero value.

#### **LUA\_VERB\_LENGTH\_INVALID**

The value of the **lua\_verb\_length** parameter was less than the length of the verb record required for this verb.

The following return codes indicate that the verb was issued in a session state in which it was not valid:

### **lua\_prim\_rc**

LUA\_STATE\_CHECK

### **lua\_sec\_rc**

Possible values:

#### **LUA\_SEC\_RC\_OK**

A previous **RUI\_PURGE** verb is still in progress on this session.

#### **LUA\_NO\_RUI\_SESSION**

An **RUI\_INIT** verb has not yet completed successfully for this session, or a session outage has occurred.

The following return codes indicate that the verb record supplied was valid, but the verb did not complete successfully:

### **lua\_prim\_rc**

LUA\_UNSUCCESSFUL

### **lua\_sec\_rc**

Possible values:

#### **LUA\_INVALID\_PROCESS**

The application instance that issued this verb was not the same as the one that issued the **RUI\_INIT** verb for this session.

**LUA\_NO\_READ\_TO\_PURGE**

Either the **lua\_data\_ptr** parameter did not contain a pointer to an **RUI\_READ** **LUA\_VERB\_RECORD** or the **RUI\_READ** verb completed before the **RUI\_PURGE** verb was issued.

The following primary and secondary return codes indicate that the verb did not complete successfully for other reasons:

**lua\_prim\_rc****LUA\_SESSION\_FAILURE**

The session has been brought down.

**lua\_sec\_rc**

Possible values:

**LUA\_LU\_COMPONENT\_DISCONNECTED**

The LUA session has failed because of a problem with the communications link or with the host LU.

**LUA\_RUI\_LOGIC\_ERROR**

This return code indicates one of the following things:

- The host system has violated SNA protocols.
- An internal error was detected within LUA.

Attempt to reproduce the problem with tracing active, and check that the host is sending correct data.

**lua\_prim\_rc****LUA\_INVALID\_VERB**

Either the **lua\_verb** parameter or the **lua\_opcode** parameter was not valid. The verb did not execute.

**lua\_prim\_rc****LUA\_UNEXPECTED\_DOS\_ERROR**

An operating system error occurred, such as resource shortage.

**lua\_sec\_rc**

This value is the operating system return code. Check your operating system documentation for the meaning of this return code.

## Comments

This verb can only be used when an **RUI\_READ** has been issued and is pending completion (that is, the primary return code is **IN\_PROGRESS**). This verb should not be issued while another **RUI\_PURGE** is in progress on this session.

## RUI\_INIT\_STATUS

---

### RUI\_INIT\_STATUS

The application cannot issue **RUI\_INIT\_STATUS** indications. Personal Communications sends this indication to the application during **RUI\_INIT** processing to provide information about the state of the LU-SSCP session. **RUI\_INIT\_STATUS** indications are only sent if the application requests status information when issuing **RUI\_INIT** (see “RUI\_INIT” on page 199).

### Supplied Parameters

The following parameters are set on the **RUI\_INIT\_STATUS** indication:

#### **lua\_verb**

LUA\_VERB\_RUI

#### **lua\_verb\_length**

The length in bytes of the LUA verb record (set by Personal Communications and Communications Server to sizeof(LUA\_COMMON)).

#### **lua\_opcode**

LUA\_OPCODE\_RUI\_INIT\_STATUS

#### **lua\_primary\_rc**

Contains the information about the state of the LU-SSCP session. Possible values are:

##### **LUA\_LINK\_INACTIVE**

The link to the host is not yet active.

##### **LUA\_PU\_INACTIVE**

**ACTPU** has not yet been received, or **DACTPU** has been received.

##### **LUA\_PU\_ACTIVE**

**ACTPU** has been received from the SSCP.

##### **LUA\_PU\_REACTIVATED**

**ACTPU(COLD)** has been received while the PU was active.

##### **LUA\_LU\_INACTIVE**

**ACTLU** has been rejected, or **DACTLU** has been received.

##### **LUA\_UNKNOWN**

The LU-SSCP session is not active due to a Data Link Control link error.

#### **lua\_correlator**

Personal Communications and Communications Server uses the value specified on the **RUI\_INIT** verb for this parameter.

#### **lua\_post\_handle**

This is a 4-byte handle that is used to post the completion of asynchronous verbs. Personal Communications and Communications Server uses the value specified on the **RUI\_INIT** verb for this parameter.

---

## RUI\_READ

The **RUI\_READ** verb receives data or status information sent from the host to the application's LU. You can specify a particular message flow (LU normal, LU expedited, SSCP normal, or SSCP expedited) from which to read data, or you can specify more than one message flow. You can have multiple **RUI\_READ** verbs outstanding, provided that no two of them specify the same flow.

### Supplied Parameters

The application supplies the following parameters:

#### **lua\_verb**

LUA\_VERB\_RUI

#### **lua\_verb\_length**

The length in bytes of the LUA verb record. Set this to sizeof(struct LUA\_COMMON).

#### **lua\_opcode**

LUA\_OPCODE\_RUI\_READ

#### **lua\_correlator**

Optional. A 4-byte value, which you can use to correlate this verb with other processing within your application. LUA does not use or change this information.

#### **lua\_luname**

The name in ASCII of the local LU used by the session. This must match the LU name of an active LUA session.

This parameter is required only if the **lua\_sid** parameter is zero. If a session ID is supplied in **lua\_sid**, LUA does not use this parameter.

This parameter must be 8 bytes long; pad on the right with spaces, 0x20, if the name is shorter than 8 characters.

#### **lua\_sid**

The session ID of the session. This must match a session ID returned on a previous **RUI\_INIT** verb.

This parameter is optional; if you do not specify the session ID, you must specify the LU name for the session in the **lua\_luname** parameter.

#### **lua\_max\_length**

The length of the buffer supplied to receive the data (see **lua\_data\_ptr**).

#### **lua\_data\_ptr**

A pointer to the buffer supplied to receive the data.

#### **lua\_post\_handle**

This is a 4-byte handle that is used to post the completion of asynchronous verbs.

#### **lua\_flag1**

The flags can be one or more of the following values ORed together:

- Set **LUA\_NOWAIT** if you want the **RUI\_READ** verb to return immediately whether or not data is available to be read, or do not set it if you want the verb to wait for data before returning.
- Set **LUA\_BID\_ENABLE** to reenable the most recent **RUI\_BID** verb (equivalent to issuing **RUI\_BID** again with exactly the same parameters as before), or do not set it if you do not want to reenable **RUI\_BID**.

**Note:** Re-enabling the previous **RUI\_BID** reuses the **LUA\_VERB\_RECORD** originally allocated and does not permit the **LUA\_VERB\_RECORD** to be freed or modified.

- Set one or more of the following flags to indicate which message flow to read data from:

## RUI\_READ

### LUA\_SSCP\_EXP

SSCP expedited flow

### LUA\_LU\_EXP

LU expedited flow

### LUA\_SSCP\_NORM

SSCP normal flow

### LUA\_LU\_NORM

LU normal flow

If more than one flag is set, the highest-priority data available will be returned. The order of priorities (highest to lowest) is as follows:

1. SSCP expedited
2. LU expedited
3. SSCP normal
4. LU normal

The equivalent flag will be set in **lua\_flag2** to indicate which flow the data was read from (see “Returned Parameters”).

## Returned Parameters

The following parameters will always be returned:

### lua\_flag2

LUA\_ASYNC is set if the verb completes asynchronously (and not set if the verb completes synchronously).

LUA\_BID\_ENABLE is set if an **RUI\_BID** was successfully reenabled (and not set if it was not reenabled).

Other returned parameters depend on whether the verb completed successfully; see the following sections.

If the verb executes successfully, LUA also returns the following parameters:

### lua\_prim\_rc

LUA\_OK

The following parameters are returned if the verb completes successfully. They are also returned if the verb returns with truncated data because the **lua\_data\_length** parameter supplied was too small.

### lua\_sid

If the application specified the **lua\_luname** parameter when issuing this verb, rather than specifying the session ID, LUA supplies the session ID.

### lua\_data\_length

The length of the data received. LUA places the data in the buffer specified by **lua\_data\_ptr**.

**lua\_th** Information from the transmission header (TH) of the received message.

**lua\_rh** Information from the request/response header (RH) of the received message.

### lua\_message\_type

Message type of the received message, which will be one of the following values:

LUA\_MESSAGE\_TYPE\_LU\_DATA

LUA\_MESSAGE\_TYPE\_SSCP\_DATA

LUA\_MESSAGE\_TYPE\_RSP  
 LUA\_MESSAGE\_TYPE\_BID  
 LUA\_MESSAGE\_TYPE\_BIND  
 LUA\_MESSAGE\_TYPE\_BIS  
 LUA\_MESSAGE\_TYPE\_CANCEL  
 LUA\_MESSAGE\_TYPE\_CHASE  
 LUA\_MESSAGE\_TYPE\_CLEAR  
 LUA\_MESSAGE\_TYPE\_CRV  
 LUA\_MESSAGE\_TYPE\_LUSTAT\_LU  
 LUA\_MESSAGE\_TYPE\_LUSTAT\_SSCP  
 LUA\_MESSAGE\_TYPE\_QC  
 LUA\_MESSAGE\_TYPE\_QEC  
 LUA\_MESSAGE\_TYPE\_RELQ  
 LUA\_MESSAGE\_TYPE\_RTR  
 LUA\_MESSAGE\_TYPE\_SBI  
 LUA\_MESSAGE\_TYPE\_SHUTD  
 LUA\_MESSAGE\_TYPE\_SIGNAL  
 LUA\_MESSAGE\_TYPE\_SDT  
 LUA\_MESSAGE\_TYPE\_STSN  
 LUA\_MESSAGE\_TYPE\_UNBIND

#### **lua\_flag2 parameters**

This will be set to one of the following values, to indicate which message flow the data was received on:

##### **LUA\_SSCP\_EXP**

SSCP expedited flow

##### **LUA\_LU\_EXP**

LU expedited flow

##### **LUA\_SSCP\_NORM**

SSCP normal flow

##### **LUA\_LU\_NORM**

LU normal flow

The following return codes indicate that the verb did not complete successfully because it was canceled by another verb or by an internal error:

#### **lua\_prim\_rc**

LUA\_CANCELLED

#### **lua\_sec\_rc**

Possible values:

##### **LUA\_PURGED**

This **RUI\_READ** verb has been canceled by an **RUI\_PURGE** verb.

##### **LUA\_TERMINATED**

An **RUI\_TERM** verb was issued while this verb was pending.

The following return codes indicate that the verb did not complete successfully because a supplied parameter was in error:

## RUI\_READ

### lua\_prim\_rc

LUA\_PARAMETER\_CHECK

### lua\_sec\_rc

Possible values:

#### LUA\_BAD\_DATA\_PTR

The **lua\_data\_ptr** parameter contained an incorrect value.

#### LUA\_BID\_ALREADY\_ENABLED

The **lua\_flag1** was set to **LUA\_BID\_ENABLE** to reenablen an **RUI\_BID** verb, but the previous **RUI\_BID** verb was still in progress.

#### LUA\_DUPLICATE\_READ\_FLOW

The flow flags on **lua\_flag1** specified one or more session flows for which an **RUI\_READ** verb was already outstanding. Only one **RUI\_READ** at a time can be waiting on each session flow.

#### LUA\_INVALID\_FLOW

None of the **lua\_flag1** flow flags was set. At least one of these flags must be set to indicate which flow or flows to read from.

#### LUA\_NO\_PREVIOUS\_BID\_ENABLED

The **lua\_flag1** was set to **LUA\_BID\_ENABLE**, to reenablen an **RUI\_BID** verb, but there was no previous **RUI\_BID** verb that could be enabled. (See “Comments” on page 212 for more information.)

#### LUA\_RESERVED\_FIELD\_NOT\_ZERO

A reserved field in the verb record, or a parameter that is not used by this verb, was set to a nonzero value.

#### LUA\_VERB\_LENGTH\_INVALID

The value of the **lua\_verb\_length** parameter was less than the length of the verb record required for this verb.

The following return codes indicate that the verb was issued in a session state in which it was not valid:

### lua\_prim\_rc

LUA\_STATE\_CHECK

### lua\_sec\_rc

LUA\_NO\_RUI\_SESSION

An **RUI\_INIT** verb has not yet completed successfully for this session, or a session outage has occurred.

The following primary return code indicates one of the following two cases, which can be distinguished by the secondary return code:

- Personal Communications and Communications Server detected an error in the data received from the host. Instead of passing the received message to the application on an **RUI\_READ** verb, Personal Communications discards the message (and the rest of the chain if it is in a chain), and sends a negative response to the host. LUA informs the application on a subsequent **RUI\_READ** or **RUI\_BID** verb that a negative response was sent.
- The LUA application previously sent a negative response to a message in the middle of a chain. Personal Communications has purged subsequent messages in this chain, and is now reporting to the application that all messages from the chain have been received and purged.

### lua\_prim\_rc

LUA\_NEGATIVE\_RSP



**lua\_sec\_rc**

A nonzero secondary return code contains the sense code sent to the host on the negative response. This indicates that Personal Communications detected an error in the host data, and sent a negative response to the host. See “SNA Layers” on page 152 for information on interpreting the sense code values that can be returned.

A zero secondary return code indicates that, following a previous **RUI\_WRITE** of a negative response to a message in the middle of a chain, Personal Communications has now received and discarded all messages from this chain.

The following return codes indicate that the verb record supplied was valid, but the verb did not complete successfully:

**lua\_prim\_rc**

LUA\_UNSUCCESSFUL

**lua\_sec\_rc**

Possible values:

**LUA\_DATA\_TRUNCATED**

The **lua\_data\_length** parameter was smaller than the actual length of data received on the message. Only **lua\_data\_length** bytes of data were returned to the verb; the remaining data was discarded. Additional parameters are also returned if this secondary return code is obtained.

**LUA\_NO\_DATA**

The **lua\_flag1** was set to LUA\_NOWAIT to indicate immediate return without waiting for data, and no data was currently available on the specified session flow or flows.

**LUA\_INVALID\_PROCESS**

The application instance that issued this verb was not the same as the one that issued the **RUI\_INIT** verb for this session.

The following primary and secondary return codes indicate that the verb did not complete successfully for other reasons.

**lua\_prim\_rc**

LUA\_SESSION\_FAILURE

The session has been brought down.

**lua\_sec\_rc**

Possible values:

**LUA\_LU\_COMPONENT\_DISCONNECTED**

The LUA session has failed because of a problem with the communications link or with the host LU.

**LUA\_RUI\_LOGIC\_ERROR**

This return code indicates one of the following things:

- The host system has violated SNA protocols.
- An internal error was detected within LUA.

Try to reproduce the problem with tracing active, and check that the host is sending correct data.

**lua\_prim\_rc**

LUA\_INVALID\_VERB

Either the **lua\_verb** parameter or the **lua\_opcode** parameter was not valid. The verb did not execute.

## RUI\_READ

### lua\_prim\_rc

LUA\_UNEXPECTED\_DOS\_ERROR

An operating system error occurred, such as resource shortage.

### lua\_sec\_rc

This value is the operating system return code. Check your operating system documentation for the meaning of this return code.

## Comments

The **RUI\_INIT** verb must have completed successfully before this verb can be issued. While an existing **RUI\_READ** is pending, you can issue another **RUI\_READ** only if it specifies a different session flow or flows from pending **RUI\_READs**; that is, you cannot have more than one **RUI\_READ** outstanding for the same session flow.

The **lua\_flag1** can only be set to **LUA\_BID\_ENABLE** if all of the following things are true:

- An **RUI\_BID** has already been issued successfully and has completed.
- The storage allocated for the **RUI\_BID** verb has not been freed or modified.
- No other **RUI\_BID** is pending.

## Usage Notes

If the data received is longer than the **lua\_max\_length** parameter, it will be truncated; only **lua\_max\_length** bytes of data will be returned. The primary and secondary return codes **LUA\_UNSUCCESSFUL** and **LUA\_DATA\_TRUNCATED** will also be returned.

Once a message has been read using the **RUI\_READ** verb, it is removed from the incoming message queue and cannot be accessed again.

**Note:** The **RUI\_BID** verb can be used as a nondestructive read; that is, the application can use it to check the type of data available, but the data remains on the incoming queue and need not be used immediately.

Pacing can be used on the primary-to-secondary half-session (this is specified in the host configuration) to protect the Personal Communications and Communications Server node from being flooded with messages. If the LUA application is slow to read messages, Personal Communications and Communications Server delays the sending of pacing responses to the host in order to slow it down.

---

## RUI\_TERM

The **RUI\_TERM** verb ends both the LU-LU session and the LU-SSCP session for a given LUA LU.

### Supplied Parameters

The application supplies the following parameters:

**lua\_verb**

LUA\_VERB\_RUI

**lua\_verb\_length**

The length in bytes of the LUA verb record. Set this to size of (struct LUA\_COMMON).

**lua\_opcode**

LUA\_OPCODE\_RUI\_TERM

**lua\_correlator**

Optional. A 4-byte value, which you can use to correlate this verb with other processing within your application. LUA does not use or change this information.

**lua\_luname**

The name in ASCII of the local LU used by the session. This must match the LU name of an active LUA session (or the LU name specified on an outstanding **RUI\_INIT** verb).

This parameter is required only if the **lua\_sid** parameter is zero. If a session ID is supplied in **lua\_sid**, LUA does not use this parameter.

This parameter must be 8 bytes long; pad on the right with spaces, 0x20, if the name is shorter than 8 characters.

**lua\_sid**

The session ID of the session. This must match a session ID returned on a previous **RUI\_INIT** verb.

This parameter is optional; if you do not specify the session ID, you must specify the LU name for the session in the **lua\_luname** parameter.

**lua\_post\_handle**

This is a 4-byte handle that is used to post the completion of asynchronous verbs.

### Returned Parameters

The following parameter will always be returned:

**lua\_flag2**

This is only set to LUA\_ASYNC if the verb completed asynchronously.

Other returned parameters depend on whether the verb completed successfully; see the following sections.

If the verb executes successfully, LUA also returns the following parameter:

**lua\_prim\_rc**

LUA\_OK

The following return codes indicate that the verb did not complete successfully because a supplied parameter was in error:

**lua\_prim\_rc**

LUA\_PARAMETER\_CHECK

## RUI\_TERM

### lua\_sec\_rc

Possible values:

#### LUA\_RESERVED\_FIELD\_NOT\_ZERO

A reserved field in the verb record, or a parameter that is not used by this verb, was set to a nonzero value.

#### LUA\_VERB\_LENGTH\_INVALID

The value of the **lua\_verb\_length** parameter was less than the length of the verb record required for this verb.

The following return codes indicate that the verb was issued in a session state in which it was not valid:

### lua\_prim\_rc

LUA\_STATE\_CHECK

### lua\_sec\_rc

LUA\_NO\_RUI\_SESSION

An **RUI\_INIT** verb has not yet completed successfully for this session, or a session outage has occurred.

The following return codes indicate that the verb record supplied was valid, but the verb did not complete successfully:

### lua\_prim\_rc

LUA\_UNSUCCESSFUL

### lua\_sec\_rc

Possible values:

#### LUA\_COMMAND\_COUNT\_ERROR

An **RUI\_TERM** was already pending when the verb was issued.

#### LUA\_INVALID\_PROCESS

The application instance that issued this verb was not the same as the one that issued the **RUI\_INIT** verb for this session.

The following primary and secondary return codes indicate that the verb did not complete successfully for other reasons.

### lua\_prim\_rc

LUA\_SESSION\_FAILURE

The session has been brought down.

### lua\_sec\_rc

Possible values:

#### LUA\_LU\_COMPONENT\_DISCONNECTED

The LUA session has failed because of a problem with the communications link or with the host LU.

#### LUA\_RUI\_LOGIC\_ERROR

This return code indicates one of the following things:

- The host system has violated SNA protocols.
- An internal error was detected within LUA.

Try to reproduce the problem with tracing active, and check that the host is sending correct data.

**lua\_prim\_rc**

LUA\_INVALID\_VERB

Either the **lua\_verb** parameter or the **lua\_opcode** parameter was not valid. The verb did not execute.

**lua\_prim\_rc**

LUA\_UNEXPECTED\_DOS\_ERROR

An operating system error occurred, such as resource shortage.

**lua\_sec\_rc**

This value is the operating system return code. Check your operating system documentation for the meaning of this return code.

**Comments**

This verb can be issued at any time after the **RUI\_INIT** verb has been issued (whether or not it has completed). If any other LUA verb is pending when **RUI\_TERM** is issued, no further processing on the pending verb will take place, and it will return with a primary return code of **LUA\_CANCELLED**.

After this verb has completed, no other LUA verb can be issued for this session.

## RUI\_WRITE

---

### RUI\_WRITE

The **RUI\_WRITE** verb sends an SNA request or response unit from the LUA application to the host, over either the LU-LU session or the LU-SSCP session.

### Supplied Parameters

The application supplies the following parameters:

**lua\_verb**

LUA\_VERB\_RUI

**lua\_verb\_length**

The length in bytes of the LUA verb record. Set this to sizeof(struct LUA\_COMMON).

**lua\_opcode**

LUA\_OPCODE\_RUI\_WRITE

**lua\_correlator**

Optional. A 4-byte value, which you can use to correlate this verb with other processing within your application. LUA does not use or change this information.

**lua\_luname**

The name in ASCII of the local LU used by the session. This must match the LU name of an active LUA session.

This parameter is required only if the **lua\_sid** parameter is zero. If a session ID is supplied in **lua\_sid**, LUA does not use this parameter.

This parameter must be 8 bytes long; pad on the right with spaces, 0x20, if the name is shorter than 8 characters.

**lua\_sid**

The session ID of the session. This must match a session ID returned on a previous **RUI\_INIT** verb.

This parameter is optional; if you do not specify the session ID, you must specify the LU name for the session in the **lua\_luname** parameter.

**lua\_data\_length**

The length of the supplied data (see **lua\_data\_ptr**). When sending data on the LU normal flow, the maximum length is as specified in the **BIND** received from the host; for all other flows the maximum length is 256 bytes.

When sending a positive response, this parameter is normally set to zero. LUA will complete the response based on the supplied sequence number (see **lua\_th.snf**). In the case of a positive response to a **BIND** or **STSN**, an extended response is permitted, so a nonzero value can be used.

When sending a negative response, set this parameter to the length of the SNA sense code (4 bytes), which is supplied in the data buffer (see **lua\_data\_ptr**).

**lua\_data\_ptr**

A pointer to the buffer containing the supplied data.

For a request, or a positive response that requires data, the buffer should contain the entire RU. The length of the RU must be specified in **data\_length**.

For a negative response, the buffer should contain the SNA sense code.

**lua\_post\_handle**

This is a 4-byte handle that is used to post the completion of asynchronous verbs.

**lua\_th.snf**

Required only when sending a response. The sequence number of the request to which this is the response.

**lua\_rh** When sending a request, most of the **lua\_rh** flags must be set to correspond to the RH (request header) of the message to be sent. Do not set LUA\_PI and LUA\_QRI; these will be set by LUA.

When sending a response, only the following two **lua\_rh** flags are set:

**LUA\_RRI**

Is set to indicate a response.

**LUA\_RI**

Is not set for a positive response, or set for a negative response.

**lua\_flag1**

Set one of the following flags to indicate which message flow the data is to be sent on:

**LUA\_LU\_EXP**

LU expedited flow

**LUA\_SSCP\_NORM**

SSCP normal flow

**LUA\_LU\_NORM**

LU normal flow

One and only one of the flags must be set.

**Note:** Personal Communications and Communications Server does not permit applications to send data on the SSCP expedited flow (LUA\_SSCP\_EXP).

## Returned Parameters

The following parameter will always be returned:

**lua\_flag2**

This is only set to LUA\_ASYNC if the verb completed asynchronously.

Other returned parameters depend on whether the verb completed successfully; see the following sections.

If the verb executes successfully, LUA also returns the following parameters:

**lua\_prim\_rc**

LUA\_OK

**lua\_sid**

If the application specified the **lua\_luname** parameter when issuing this verb, rather than specifying the session ID, LUA supplies the session ID.

**lua\_th** The completed TH of the message written, including the fields filled in by LUA. You might need to save the value of **lua\_th.snf** (the sequence number) for correlation with responses from the host.

**lua\_rh** The completed RH of the message written, including the fields filled in by LUA.

**lua\_flag2**

This will be set to one of the following values to indicate which message flow the data was received on:

**LUA\_SSCP\_EXP**

SSCP expedited flow

## RUI\_WRITE

### LUA\_LU\_EXP

LU expedited flow

### LUA\_SSCP\_NORM

SSCP normal flow

### LUA\_LU\_NORM

LU normal flow

The following return codes indicate that the verb did not complete successfully because it was canceled by another verb:

#### lua\_prim\_rc

LUA\_CANCELLED

#### lua\_sec\_rc

LUA\_TERMINATED

The verb was canceled because an **RUI\_TERM** verb was issued for this session.

The following return codes indicate that the verb did not complete successfully because a supplied parameter was in error:

#### lua\_prim\_rc

LUA\_PARAMETER\_CHECK

#### lua\_sec\_rc

Possible values:

#### LUA\_BAD\_DATA\_PTR

The **lua\_data\_ptr** parameter contained an incorrect value.

#### LUA\_DUPLICATE\_WRITE\_FLOW

An **RUI\_WRITE** was already outstanding for the session flow specified on this verb (the session flow is specified by setting one of the **lua\_flag1** flow flags). Only one **RUI\_WRITE** at a time can be outstanding on each session flow.

#### LUA\_INVALID\_FLOW

**lua\_flag1** was set to **LUA\_SSCP\_EXP**, indicating that the message should be sent on the SSCP expedited flow. Personal Communications and Communications Server does not permit applications to send data on this flow.

#### LUA\_MULTIPLE\_WRITE\_FLOWS

More than one of the **lua\_flag1** flow flags was set. One and only one of these flags must be set to indicate which session flow the data is to be sent on.

#### LUA\_REQUIRED\_FIELD\_MISSING

This return code indicates one of the following cases:

- None of the **lua\_flag1** flow flags was set. One and only one of these flags must be set.
- The **RUI\_WRITE** verb was used to send a response, and the response required more data than was supplied.

#### LUA\_RESERVED\_FIELD\_NOT\_ZERO

A reserved field in the verb record, or a parameter that is not used by this verb, was set to a nonzero value.

#### LUA\_VERB\_LENGTH\_INVALID

The value of the **lua\_verb\_length** parameter was less than the length of the verb record required for this verb.



The following return codes indicate that the verb was issued in a session state in which it was not valid:

**lua\_prim\_rc**

LUA\_STATE\_CHECK

**lua\_sec\_rc**

Possible values:

**LUA\_MODE\_INCONSISTENCY**

The SNA message sent on the **RUI\_WRITE** was not valid at this time. This is caused by trying to send data on the LU-LU session before the session is bound. Check the sequence of SNA messages sent.

**LUA\_NO\_RUI\_SESSION**

An **RUI\_INIT** verb has not yet completed successfully for this session, or a session outage has occurred.

The following return codes indicate that the verb record supplied was valid, but the verb did not complete successfully:

**lua\_prim\_rc**

LUA\_UNSUCCESSFUL

**lua\_sec\_rc**

Possible values:

**LUA\_FUNCTION\_NOT\_SUPPORTED**

This return code indicates one of the following cases:

- **lua\_rh** was set to LUA\_FI (Format Indicator), but the first byte of the supplied RU was not a recognized request code.
- **lua\_rh** was set to LUA\_RH\_NC (RU category specified the Network Control (NC) category); Personal Communications does not permit applications to send requests in this category.

**LUA\_INVALID\_PROCESS**

The application instance that issued this verb was not the same as the one that issued the **RUI\_INIT** verb for this session.

**LUA\_INVALID\_SESSION\_PARAMETERS**

The application used **RUI\_WRITE** to send a positive response to a **BIND** message received from the host. However, the Personal Communications and Communications Server node cannot accept the **BIND** parameters as specified, and has sent a negative response to the host. See “SNA Layers” on page 152 for more information on the **BIND** profiles accepted by Personal Communications and Communications Server.

**LUA\_RSP\_CORRELATION\_ERROR**

When using **RUI\_WRITE** to send a response, the **lua\_th.snf** parameter (which indicates the sequence number of the received message being responded to) did not contain a valid value.

**LUA\_RU\_LENGTH\_ERROR**

The **lua\_data\_length** parameter contained an incorrect value. When sending data on the LU normal flow, the maximum length is as specified in the **BIND** received from the host; for all other flows the maximum length is 256 bytes.

**(any other value)**

Any other secondary return code here is an SNA sense code indicating that the supplied SNA data was not valid or could not be sent. See “SNA Layers” on page 152 for information on interpreting the SNA sense codes that can be returned.

## RUI\_WRITE

The following primary and secondary return codes indicate that the verb did not complete successfully for other reasons:

### lua\_prim\_rc

LUA\_SESSION\_FAILURE

The session has been brought down.

### lua\_sec\_rc

Possible values:

#### LUA\_LU\_COMPONENT\_DISCONNECTED

The LUA session has failed because of a problem with the communications link or with the host LU.

#### LUA\_RUI\_LOGIC\_ERROR

This return code indicates one of the following things: The host system has violated SNA protocols. An internal error was detected within LUA.

Attempt to reproduce the problem with tracing active, and check that the host is sending correct data.

### lua\_prim\_rc

LUA\_INVALID\_VERB

Either the **lua\_verb** parameter or the **lua\_opcode** parameter was not valid.  
The verb did not execute.

### lua\_prim\_rc

LUA\_UNEXPECTED\_DOS\_ERROR

An operating system error occurred, such as resource shortage.

### lua\_sec\_rc

This value is the operating system return code. Check your operating system documentation for the meaning of this return code.

## Comments

The **RUI\_INIT** verb must be issued successfully before this verb can be issued. While an existing **RUI\_WRITE** is pending, you can issue a second **RUI\_WRITE** only if it specifies a different session flow from the pending **RUI\_WRITE**; that is, you cannot have more than one **RUI\_WRITE** outstanding for the same session flow.

The **RUI\_WRITE** verb can be issued on the SSCP normal flow at any time after a successful **RUI\_INIT** verb. **RUI\_WRITE** verbs on the LU expedited or LU normal flows are permitted only after a **BIND** has been received, and must abide by the protocols specified on the **BIND**.

## Usage Notes

The successful completion of **RUI\_WRITE** indicates that the message was queued successfully to the data link; it does not necessarily indicate that the message was sent successfully, or that the host accepted it. Pacing can be used on the secondary-to-primary half-session (this is specified on the **BIND**) to prevent the LUA application from sending more data than the local or remote LU can handle. If this is the case, an **RUI\_WRITE** on the LU normal flow can be delayed by LUA and can take some time to complete.

**Note:** Personal Communications and Communications Server does not permit applications to send data on the SSCP expedited flow (LUA\_SSCP\_EXP).

---

## Chapter 14. SLI Entry Points

This chapter describes the procedure entry points for SLI.

The SLI DLL defines the following procedure entry points:

## SLI()

---

## SLI()

Provides event notification for all **SLI** verbs.

### Syntax

```
void WINAPI SLI (LUA_VERB_RECORD* vcb);
```

### Parameter

	Description
<b>vcb</b>	Supplied parameter; specifies the address of the verb control block.

### Returned Values

The value returned in **lua\_flag2.async** indicates whether asynchronous notification will occur. If the flag is set (nonzero), asynchronous notification will occur through event signalling. If the flag is not set, the request completed synchronously. Examine the primary return code and secondary return code for any error conditions.

### Usage Notes

The application must provide a handle to an event in the *lua\_post\_handle* parameter of the verb control block. The event must be in the not-signaled state.

When the asynchronous operation is complete, the application is notified by the signaling of the event. Upon signaling of the event, examine the primary return code and secondary return code for any error conditions. **See also:** "WinSLI" on page 223.



Only SLI verbs are supported for the OS/2 and Windows 3.1 clients.

---

## WinSLI

Provides asynchronous message notification for all SLI verbs.

### Syntax

```
int WINAPI WinSLI (HWND hWnd,  
                 LUA_VERB_RECORD* vcb);
```

### Parameter

#### Description

**hWnd** Window handle to receive completion message.

**vcb** Pointer to verb control block.

### Returned Values

The function returns a value indicating whether the request was accepted by the SLI for processing. A returned value of 0 indicates that the request was accepted and will be processed. A value other than 0 indicates an error. Possible error codes are as follows:

#### WLUAINVALIDHANDLE

The window handle provided is not valid.

The value returned in **lua\_flag2.async** indicates whether asynchronous notification will occur. If the flag is set (nonzero), asynchronous notification will occur through a message posted to the application's message queue. If the flag is not set, the request completed synchronously. Examine the primary return code and secondary return code for any error conditions.

### Usage Notes

Upon completion of the verb, the application's window *hWnd* receives the message returned by **RegisterWindowMessage** with **WinSLI** as the input string. The **IParam** argument contains the address of the VCB being posted as complete. The *wParam* argument is undefined. It is possible for the request to be accepted for processing (the function call returns 0), but rejected later with a primary return code and secondary return code set in the VCB. Examine the primary return code and secondary return code for any error conditions.

**See also::** "SLI()" on page 222.

## WinSLICleanup()

---

### WinSLICleanup()

Terminates and deregisters an application from the SLI API.

#### Syntax

```
BOOL WINAPI WinSLICleanup (void);
```

#### Returned Values

The return value indicates success or failure of the deregistration. If the value is not 0, the application was successfully deregistered. If the value is 0, the application was not deregistered.

#### Usage Notes

Use **WinSLICleanup** to deregister the SLI API, for example, to free up resources allocated to the specific application.

Using **WinSLICleanup** is not required.

---

## WinSLIStartup()

Enables an application to specify the required version of the SLI API and to retrieve details of the API.

### Syntax

```
int WINAPI WinSLIStartup (WORD wVersionRequired,  
                          LUADATA* luadata);
```

#### Parameter

	Description
--	-------------

<b>wVersionRequired</b>	Specifies the version of SLI API support required. The high-order byte specifies the minor version (revision) number; the low-order byte specifies the major version number.
-------------------------	--

<b>luadata</b>	Returns version of SLI implementation.
----------------	--

### Returned Values

The return value specifies whether the application was registered successfully and whether the SLI API can support the specified version number. If the value is 0, it was registered successfully and the specified version can be supported. Otherwise, the return value is one of the following values:

#### **WLUAVERNOTSUPPORTED**

The version of SLI API support requested is not provided by this particular SLI API.

#### **WLUAINVALID**

The version requested could not be determined.

### Usage Notes

Using **WinSLIStartup** is not required.

**WinSLIStartup()**



---

## Chapter 15. SLI Verbs

This chapter contains the following information for each SLI verb:

- The purpose of the verb.
- Parameters supplied to and returned by SLI. The description of each parameter includes information on the valid values for that parameter, and any additional information necessary.
- Interactions with other verbs.
- Additional information describing the use of the verb.

**Note:** Parameters marked as *reserved* should always be set to zero.

## SLI\_BID

---

### SLI\_BID

This verb tells an SLI application program that a message is pending to be read by SLI\_RECEIVE or that status is presented. SLI\_BID is used to preview the pending data so the application can formulate a strategy for receiving the data. When data or status arrives for the SLI application program, SLI\_BID is posted if an eligible SLI\_RECEIVE is not active. The application program issues an SLI\_BID verb after the session opens successfully (or during the SLI\_OPEN if the initiation type is primary with SSCP access) to indicate that the application program will use the bid mechanism.

### Supplied Parameters

The application supplies the following parameters:

#### lua\_verb

LUA\_VERB\_SLI

The verb-code indicator for the LUA verbs.

#### lua\_verb\_length

The length of the verb control block. This number must equal the length expected by the SLI for the SLI\_BID verb.

#### lua\_opcode

LUA\_OPCODE\_SLI\_BID

The operation code for the verb.

#### lua\_correlator

A value that links the verb with other user-supplied information. This parameter is not used by the LUA interface.

#### lua\_luname

The local LU name in ASCII. If the name contains fewer than 8 characters, you must pad it with blanks. LUA examines this parameter only if **lua\_sid** is 0. Using the **lua\_luname** parameter on all verbs helps make debugging easier, especially when multiple LUs are configured.

#### lua\_sid

The session ID returned by SLI\_OPEN that identifies the session to be used. If this parameter is 0, the **lua\_luname** parameter is used for identification.

#### lua\_post\_handle

This is a 4-byte handle that is used to post the completion of asynchronous verbs.

### Returned Parameters

If the verb completed successfully, the following parameters are returned:

#### lua\_prim\_rc

The primary return code, set by the verb function.

#### lua\_sec\_rc

The secondary return code, set by the verb function.

#### lua\_data\_length

The length of the peek data received.

#### lua\_peek\_data

This parameter contains up to the first 12 bytes of RU data to be read. The length of the data returned in this parameter is in the **lua\_data\_length** parameter.

**lua\_th** A 6-byte parameter that contains the SNA transmission header (TH) for the message.

**lua\_rh** A 3-byte parameter that contains the SNA request/response header (RH) for the message.

**lua\_message\_type**

The type of SNA data and commands. The valid message types follow:

LUA\_MESSAGE\_TYPE\_LU\_DATA  
 LUA\_MESSAGE\_TYPE\_SSCP\_DATA  
 LUA\_MESSAGE\_TYPE\_RSP  
 LUA\_MESSAGE\_TYPE\_BID  
 LUA\_MESSAGE\_TYPE\_BIND  
 LUA\_MESSAGE\_TYPE\_BIS  
 LUA\_MESSAGE\_TYPE\_CANCEL  
 LUA\_MESSAGE\_TYPE\_CHASE  
 LUA\_MESSAGE\_TYPE\_LUSTAT\_LU  
 LUA\_MESSAGE\_TYPE\_LUSTAT\_SSCP  
 LUA\_MESSAGE\_TYPE\_QC  
 LUA\_MESSAGE\_TYPE\_QEC  
 LUA\_MESSAGE\_TYPE\_RELQ  
 LUA\_MESSAGE\_TYPE\_RTR  
 LUA\_MESSAGE\_TYPE\_SBI  
 LUA\_MESSAGE\_TYPE\_SIGNAL  
 LUA\_MESSAGE\_TYPE\_STSN

The SLI receives and responds to the BIND and STSN requests through the LUA interface extension routines.

LU\_DATA, LUSTAT\_LU, LUSTAT\_SSCP, and SSCP\_DATA are not SNA commands.

**lua\_flag2**

A 1-byte flag that contains bits used as output parameters. At verb completion, all bits that are not described by value are reserved and must be set to 0. The flag in the high-order half-byte follows:

**lua\_flag2.async**

A flag that indicates that this verb completes asynchronously

The low-order half-byte contains flags that describe the message session and flow. One of the following flags is returned:

**lua\_flag2.sscp\_exp**

Specifies SSCP-expedited flow

**lua\_flag2.sscp\_norm**

Specifies SSCP-normal flow

**lua\_flag2.lu\_exp**

Specifies LU-expedited flow

**lua\_flag2.lu\_norm**

Specifies LU-normal flow

**lua\_prim\_rc**

The primary return code, set by the verb function. For details, see “Appendix B. LUA Verb Return Codes” on page 325.

**lua\_sec\_rc**

The secondary return code, set by the verb function. For details, see “Appendix B. LUA Verb Return Codes” on page 325.

## SLI\_BID

### Usage Notes

Only one **SLI\_BID** can be active for each session. The application program can be bid once for each flow if the **SLI\_BID** is reactivated, even if the data is not read. If the application program does not read the bid data, it is not bid again for that specific flow.

Issuing the **SLI\_BID** verb initially enables the bid function. After the **SLI\_BID** verb posts complete, the bid function is disabled. The bid function can be reenabled in one of two ways:

- By calling the SLI again with the address of an **SLI\_BID** verb control block.
- By issuing an **SLI\_RECEIVE** with the **lua\_flag1.bid\_enable** parameter set to 1. If **SLI\_RECEIVE** with **lua\_flag1.bid\_enable** is issued, the SLI uses the address of the last-accepted **SLI\_BID** verb control block as the active bid.

#### Note:

1. If multiple flows have data available when the **SLI\_BID** is issued, the data returned by the **SLI\_BID** is from the highest priority flow that has data. From highest to lowest, the priorities are:
  - SSCP–expedited
  - LU–expedited
  - SSCP–normal
  - LU–normal
2. If, following **SLI\_BID** completion, the LUA application issues an **SLI\_RECEIVE** with multiple **lua\_flag1** flow flags set, the data read could be for a different flow from the data returned by the **SLI\_BID**. This could happen if higher priority data arrived from the host between the time that the **SLI\_BID** completed and the **SLI\_RECEIVE** was issued.

The LUA application can, however, guarantee that an **SLI\_RECEIVE** reads the data for which it was just bid. It does so by setting only one of the **lua\_flag1** flow flags in the control block for the **SLI\_RECEIVE** verb, specifying the same flow as that returned in the **lua\_flag2** field of the completed **SLI\_BID**.

The **SLI\_BID** completes as soon as an RU arrives. This RU could be the only RU in a chain, or it could be the first RU in a multiple-RU chain. At **SLI\_BID** completion, a single element chain is the only time a complete chain is bid to the application.

If the **SLI\_BID** completes with the first RU of a multiple-RU chain and the subsequent **SLI\_RECEIVE** specifies the **lua\_flag1.nowait** option, the **lua\_flag1.nowait** option is ignored. The **SLI\_RECEIVE** verb returns in progress and will complete asynchronously after all RUs in the chain arrive.

If status is available, the application must read it. Until the application reads the status by issuing an **SLI\_BID** or **SLI\_RECEIVE**, all other operations are rejected, except for:

- **SLI\_SEND** verbs on the SSCP flow
- **SLI\_CLOSE**

When the primary return code is STATUS, the only **SLI\_BID** parameters returned are **lua\_prim\_rc**, **lua\_sec\_rc**, and **lua\_sid**. If **SLI\_BID** and **SLI\_RECEIVE** are both active when status becomes available, only the **SLI\_BID** is posted with the status. When the application program is bid for status, all information is presented and no **SLI\_RECEIVE** is required.

When the value of the primary return code is STATUS, the possible values for the secondary return code are:

- READY

Indicates the SLI session is now ready for processing all additional commands. The READY status is issued after a prior NOT\_READY status was received.

- NOT\_READY

Indicates that a CLEAR command or an UNBIND command with a type value of X'02' or X'01' was received from the host. The SLI session is suspended.

- When a CLEAR arrives, the session is suspended until an SDT command is received.
- When an SNA UNBIND type X'02' (UNBIND with BIND forthcoming) arrives, the session is suspended until BIND, optional CRV and STSN, and SDT commands are received. Any user extension routines must be reentrant.
- When an UNBIND type X'01' (UNBIND normal) arrives and the **SLI\_OPEN** verb for this session specified an **lua\_session\_type** of LUA\_SESSION\_TYPE\_DEDICATED, the session is suspended until BIND, optional CRV and STSN, and SDT commands are received. User extension routines provided to process these commands must be reentrant.

After the CLEAR, UNBIND type X'02', or UNBIND type X'01' arrives, the application can send SSCP data before reading the NOT\_READY status, and can both send and receive SSCP data after reading the NOT\_READY status.

- SESSION\_END\_REQUESTED

Indicates that a SHUTD command was received from the host. The host is requesting that the SLI application end the session as soon as convenient.

When the application is ready to end the session, it should issue an **SLI\_OPEN**.

- INIT\_COMPLETE

Indicates that an **RUI\_INIT** verb completed during **SLI\_OPEN** processing. This status is returned only when the **SLI\_OPEN lua\_init\_type** parameter is LUA\_INIT\_TYPE\_PRIM\_SSCP.

After this status is received, the application can send and receive data on the SSCP-normal flow.

In addition to the return codes, additional SNA sense data can be returned if a request unit sent by the host application has been converted into an exception request (EXR). An EXR is indicated by having the **SLI\_BID** complete with the following returned verb parameters values:

**Parameter**

**Set to**

**lua\_prim\_rc**

OK (X'0000')

**lua\_sec\_rc**

OK (X'00000000')

**lua\_rh.rrr**

bit off (request unit)

**lua\_rh.sdi**

bit on (sense data included)

Under these conditions, the request has been converted into an EXR and up to 7 bytes of information is returned in the **lua\_peek\_data** verb parameter. The format of the information in the **lua\_peek\_data** parameter is as follows:

- Bytes 0—3 contain sense data defining the error detected. If LUA converted the request into an EXR, the sense data is one of the following values:

Sense Data	Value of bytes 0 - 3
LUA_MODE_INCONSISTENCY	X'08090000'
LUA_BRACKET_RACE_ERROR	X'080B0000'
LUA_BB_REJECT_NO_RTR	X'08130000'

## SLI\_BID

Sense Data	Value of bytes 0 - 3
LUA_RECEIVER_IN_TRANSMIT_MODE	X'081B0000'
LUA_CRYPTOGRAPHY_FUNCTION_INOP	X'08480000'
LUA_SYNC_EVENT_RESPONSE	X'10010000'
LUA_RU_DATA_ERROR	X'10020000'
LUA_RU_LENGTH_ERROR	X'10020000'
LUA_INCORRECT_SEQUENCE_NUMBER	X'20010000'

The information returned to bytes 4 through 6 in **lua\_peek\_data** contain up to the first 3 bytes of the original request unit.

---

## SLI\_CLOSE

This verb closes the SNA session. SLI\_CLOSE terminates the

connection with the host application program and frees the resources that were used. The posting of SLI\_CLOSE signifies that the LU-LU and the SSCP-LU communications have ended.

### Supplied Parameters

The application supplies the following parameters:

**lua\_verb**

LUA\_VERB\_SLI

The verb-code indicator for the LUA verbs.

**lua\_verb\_length**

The length of the verb control block. This number must equal the length expected by the SLI for the SLI\_CLOSE verb.

**lua\_opcode**

LUA\_OPCODE\_SLI\_CLOSE

The operation code for this verb. For SLI\_CLOSE.

**lua\_correlator**

A value that an LUA application program can supply to help correlate this verb with other information that the program supplies. This parameter is not used by the LUA interface.

**lua\_luname**

The local LU name in ASCII. If the name contains fewer than 8 characters, you must pad it with blanks. LUA examines this parameter only if **lua\_sid** is 0. Using the **lua\_luname** parameter on all verbs helps make debugging easier, especially when multiple LUs are configured.

**lua\_sid**

The session ID returned by a successfully completed SLI verb that identifies the session to be used. If this parameter is 0, the **lua\_luname** parameter is used for identification.

**lua\_post\_handle**

This is a 4-byte handle that is used to post the completion of asynchronous verbs.

**lua\_flag1.close\_abend**

Specifies whether the close is a close immediate (on) or a normal close (off).

### Returned Parameters

If the verb completed successfully, the following parameters are returned:

**lua\_flag2.async**

A flag that indicates that this verb completes asynchronously.

**lua\_prim\_rc**

The primary return code, set by the verb function. For details, see "Appendix B. LUA Verb Return Codes" on page 325.

**lua\_sec\_rc**

The secondary return code, set by the verb function. For details, see "Appendix B. LUA Verb Return Codes" on page 325.

## SLI\_CLOSE

### Usage Notes

There are two types of **SLI\_CLOSE**: close normal and close abend.

- Close Normal

The close normal is identified when the **lua\_flag1.close\_abend** parameter is set to 0. The close sequence can be secondary initiated or primary initiated. The close normal uses a SHUTD command for a primary initiated or primary initiated. The close normal uses a SHUTD command for a primary initiated close and sends an RSHUTD command for a secondary initiated close.

If the host sends an UNBIND type X'02' (UNBIND with BIND forthcoming) during a primary or secondary initiated **SLI\_CLOSE** normal, the session is not closed. The **SLI\_CLOSE** verb completes with the CANCELED primary return code, RECEIVED\_UNBIND\_HOLD secondary return code. The application program should issue an **SLI\_BID** or **SLI\_RECEIVE** verb to return STATUS.

If the host sends UNBIND type X'01' (normal UNBIND) during a primary or secondary initiated **SLI\_CLOSE** Normal and the **SLI\_OPEN** verb for this session specified and **lua\_session\_type** of LUA\_SESSION\_TYPE\_DEDICATED, the session is not closed. The **SLI\_CLOSE** verb completes with the CANCELED primary return code and the RECEIVED\_UNBIND\_NORMAL secondary return code. The application program should issue **SLI\_BID** or **SLI\_RECEIVE** to return STATUS.

- Close Abend

The close abend is identified when the **lua\_flag.close\_abend** parameter is set to 1. The CLOSE\_ABEND option tells the SLI to end the session immediately.

The following SNA commands can flow during the different types of close processing:

- **SLI\_CLOSE** Normal

- Secondary Initiated Close

After the SLI application program issues an **SLI\_CLOSE** verb with **lua\_flag.close\_abend** set to 0, the SLI performs the following processing:

- Writes the RSHUTD command
- Reads and processes the RSHUTD command response
- Reads and processes the CLEAR command (if required)
- Writes the CLEAR command response (if required)
- Reads and processes the UNBIND command
- Writes the UNBIND command response
- Stops the RUI session

- Primary Initiated Close

Reads the SHUTD command and gives the application SESSION\_END\_REQUESTED status.

After the SLI application program issues **SLI\_CLOSE** with **lua\_flag.close\_abend** set to 0, the SLI performs the following processing:

- Writes the CHASE command
- Reads and processes the CHASE command response
- Writes the Shutdown Complete (SHUTC) command
- Reads and processes the SHUTC command response
- Reads and processes the CLEAR command (if required)
- Writes the CLEAR command response (if required)
- Reads and processes the UNBIND command
- Writes the UNBIND command response
- Stops the RUI session

- **SLI\_CLOSE** Abend

- After the SLI application program issues an **SLI\_CLOSE** verb with **lua\_flag1.close\_abend** set to 1, the SLI stops the RUI session.



## SLI\_CLOSE

The completion of the **SLI\_CLOSE** verb implies that the LU-LU session is unbound and that the SSCP was notified of no-session capability for the LU. After the **SLI\_CLOSE** verb completes successfully, no other SLI command can be issued for the session except another **SLI\_OPEN**. All pending commands are terminated when the **SLI\_CLOSE** verb is received.

### Notes:

1. Do not use this function to close sessions that are established using the RUI.
2. Before you issue an **SLI\_CLOSE** normal, be certain that all owed responses have been sent to the host. The SLI automatically changes the CLOSE type to ABEND if responses are owed.

The CLOSE type might be automatically changed to ABEND if the LUA application program ignores data. It is good programming practice to use the **SLI\_RECEIVE** verb to receive all data from the host. Otherwise, the SLI might assume that a response is owed, even if the data was an exception request, and change the CLOSE type to ABEND.

## SLI\_OPEN

---

### SLI\_OPEN

This verb opens an SNA session for an application program that is requesting session-level communications on the link. The session-level function issues SNA commands on behalf of the application program to open the session. The LUA application program is simplified because SLI functions perform multiple RUI functions to establish the LU-LU session.

### Supplied Parameters

The application supplies the following parameters:

#### lua\_verb

LUA\_VERB\_SLI

The verb-code indicator for the LUA verbs.

#### lua\_verb\_length

The length of the verb control block. This number must equal the length expected by the SLI for the SLI\_OPEN verb.

#### lua\_opcode

LUA\_OPCODE\_SLI\_OPEN

#### lua\_correlator

A value that an LUA application program can supply to help correlate this verb with other information that the program supplies. This parameter is not used by the Windows LUA interface.

#### lua\_luname

The local LU name in ASCII. If the name contains fewer than 8 characters, you must pad it with blanks.

This parameter is required by **SLI\_OPEN**. Other verbs require this parameter only if the **lua\_sid** parameter is zero; however, using the **lua\_luname** parameter on all verbs helps make debugging easier, especially when multiple LUs are configured.



The following information only applies to Communications Server Windows 95 and Windows NT SNA API clients.

The default LUA session name for each user can be assigned using the appropriate configuration utility, either INI configuration or LDAP.

LUA programs, such as 3270 emulators, can choose to use a default LUA session name rather than specify one directly. When an LUA program issues an **SLI\_OPEN** verb with the **lua\_name** field set to binary zeroes, or ASCII blanks, the SLI API uses the configured default LUA session name.

#### lua\_data\_length

The length of the unformatted LOGON or INITSELF data being sent.

#### lua\_data\_ptr

A pointer to the data buffer of the application. Because this buffer is used for data and SNA commands, the contents of the buffer are usually in EBCDIC.

This data buffer contains one of the following things:

- The user's SNA INITSELF request unit (RU) with all of the required application program data filled in if the **lua\_init\_type** parameter specifies secondary initiated with INITSELF. The INITSELF contains user information, such as the mode name and the PLU name. For more information, refer to *Systems Network Architecture Network Product Formats*.

- The LOGON message that is sent on the SSCP-normal flow when the **lua\_init\_type** parameter specifies secondary initiated with an unformatted LOGON message.
- If the session is primary initiated, this buffer is not used and the **lua\_data\_ptr** parameter must be 0.

**lua\_post\_handle**

If asynchronous notification is to be accomplished by events, **lua\_post\_handle** contains the handle of the event to be signaled.

**lua\_encr\_decr\_option**

Cryptography is not supported.

**lua\_init\_type**

Defines how the LU-LU session is initialized by the Windows LUA interface. Valid values are:

**LUA\_INIT\_TYPE\_SEC\_IS**

Secondary-initiated; send the INITSELF command that is supplied in the data buffer of the OPEN

**LUA\_INIT\_TYPE\_SEC\_LOG**

Secondary-initiated with an unformatted LOGON message specified in the data buffer of the OPEN

**LUA\_INIT\_TYPE\_PRIM**

Primary-initiated; wait on BIND

**LUA\_INIT\_TYPE\_PRIM\_SSCP**

Primary-initiated with SSCP access

**lua\_session\_type**

A value that defines how the SLI processes UNBIND type X'01', UNBIND normal. The valid values follow:

**LUA\_SESSION\_TYPE\_NORMAL**

When an UNBIND normal is received from the primary logical unit, the SLI sends a positive response and issues **RUI\_TERM** which causes a NOTIFY disabled to flow to the SSCP. The SSCP-LU flow is disabled. This is the default value for this parameter.

**LUA\_SESSION\_TYPE\_DEDICATED**

When an UNBIND normal is received from the primary logical unit, the SLI sends a positive response and the SLI session is suspended until a new BIND, optional CRV and STSN, and SDT commands are received. In this case, the SLI does not issue **RUI\_TERM** and NOTIFY disabled does not flow to the SSCP.



**LUA\_SESSION\_TYPE\_DEDICATED** is not supported by SNA API clients.

**lua\_wait**

The number of seconds (up to a maximum of 65 535) for the SLI to wait before automatically retrying the transmission of the INITSELF or the LOGON message after the host sends any one of these messages:

- A negative response to the INITSELF or LOGON message and the secondary return code is one of the following values:
  - RESOURCE\_NOT\_AVAILABLE (X'08010000')
  - SESSION\_LIMIT\_EXCEEDED (X'08050000')
  - SSCP\_LU\_SESS\_NOT\_ACTIVE (X'0857nnnn' where *nnnn* is X'0002')
  - SESSION\_SERVICE\_PATH\_ERROR (X'087Dnnnn' where *nnnn* is X'0000')
- A Network Services Procedure Error (NSPE) message

## SLI\_OPEN

- A NOTIFY command, which indicates a procedure error

If the value of `lua_wait` is 0, no retries occur. This parameter applies only to sessions initiated by the SLU. If the PLU initiates the session, `lua_wait` is ignored.

### `lua_extension_list_offset`

Specifies the offset from the start of the verb control block to the extension list of user-supplied DLLs. The value must be the beginning of a word boundary. If there is no extension list, the value must be set to zero.

### `lua_routine_type`

The type of routine of the following module and procedure name. The valid entries follow:

#### `lua_routine_type_bind`

Bind routine

#### `lua_routine_type_crv`

Cryptography vector routine

**Note:** Encryption is not currently supported.

#### `lua_routine_type_sdt`

Start data traffic (SDT) routine

`lua_routine_type_sdt` is not supported by SNA API clients.



#### `lua_routine_type_stsn`

Set and test sequence numbers (STSN) routine

#### `lua_routine_type_end`

Ending delimiter for list of routines.

### `lua_module_name`

Provides the user-supplied ASCII module name. The parameter can be up to eight characters in length, with the remaining bytes set to X'00'.

### `lua_procedure_name`

Provides the user-supplied DLL procedure name, in ASCII. The parameter can be up to 32 characters in length, with the remaining bytes set to X'00'.

## Returned Parameters

If the verb completed successfully, the following parameters are returned:

### `lua_flag2.async`

A flag that indicates that this verb completes asynchronously.

### `lua_sid`

The session ID that subsequent verbs use to identify the session to be used. The value of this parameter is valid only if the primary return code is OK or IN\_PROGRESS. If the **SLI\_OPEN** fails after having returned IN\_PROGRESS, the session ID is no longer valid.

### `lua_prim_rc`

The primary return code, set by the verb function. For details, see “Appendix B. LUA Verb Return Codes” on page 325.

### `lua_sec_rc`

The secondary return code, set by the verb function. For details, see “Appendix B. LUA Verb Return Codes” on page 325.

## Usage Notes

The SLI can perform the following session initialization tasks:

- Start the RUI session
- Write an INITSELF or an unformatted logon message (secondary initialization only).
- Read and process an INITSELF response or the response to the logon message (secondary initialization only).
- Read and verify a BIND command from the host.
- Write a BIND response.
- Read and process an UNBIND type X'02' or an UNBIND type X'01' if one is sent by the host.
- Write the UNBIND response and prepare to receive the subsequent BIND.
- Read and process the STSN command (if required).
- Write the STSN response (if required).
- Read and process the SDT command.
- Write the SDT response.
- Go to user routines to process BIND, STSN, and SDT commands when they are specified by the application program in the **SLI\_OPEN** verb.

The **SLI\_OPEN** verb handles all SNA message traffic through the response to the SDT command.

An application program issues an **SLI\_OPEN** verb to select a particular defined LUA LU in the **lua\_luname** parameter. This field is an ASCII string that should be padded with blanks.

The **lua\_init\_type** parameter tells the SLI how to establish the LU session. The following list describes the initialization options:

- Secondary Initialization with INITSELF
 

Set the **lua\_init\_type** parameter to **LUA\_INIT\_TYPE\_SEC\_IS** for this option. With this option, the application program must supply the INITSELF command used in the **SLI\_OPEN** verb because the INITSELF contains all of the session-specific information needed by the host, such as the mode name and the PLU name. The **lua\_data\_ptr** parameter gives the address of the INITSELF, and the **lua\_data\_length** parameter gives its length.
- Secondary Initialization with an Unformatted LOGON Message
 

Set the **lua\_init\_type** parameter to **LUA\_INIT\_TYPE\_SEC\_LOG** for this option. In secondary initialization with an unformatted LOGON message, the **lua\_data\_ptr** parameter contains the address of the user's EBCDIC LOGON message of the length that is specified in the **lua\_data\_length** parameter.
- Primary Initialization
 

Set the **lua\_init\_type** parameter to **LUA\_INIT\_TYPE\_PRIM** for this option. In primary initialization, the SLU does nothing to start the session with the host. The **SLI\_OPEN** remains **IN\_PROGRESS** until the host starts the session with a BIND command and a subsequent SDT command.
- Primary Initialization with SSCP Access
 

Set the **lua\_init\_type** parameter to **LUA\_INIT\_TYPE\_PRIM\_SSCP** for this option. In primary initialization with SSCP access, the SLI does not send commands to the host to start the session. Instead, the SLI allows the application program to issue **SLI\_SEND** and **SLI\_RECEIVE** verbs for SSCP-normal flow data to send INITSELF commands or LOGON messages and to receive their responses. With this option, the application program is not limited to one INITSELF or LOGON message as it is for the secondary initialization types. This is the only **SLI\_OPEN** type that allows the application program to issue SLI verbs before the **SLI\_OPEN** completes. After the **SLI\_OPEN** verb is issued, the application program can issue an **SLI\_BID** or an **SLI\_RECEIVE** to get **INIT\_COMPLETE** status. This status tells the application program that it can begin to issue the **SLI\_SEND** and **SLI\_RECEIVE** verbs for SSCP-normal flow data.

## SLI\_OPEN

The optional **lua\_session\_type** parameter tells the SLI how to process UNBIND type X'01', UNBIND normal. This parameter takes effect after the **SLI\_OPEN** verb passes initial parameter checking and stays in effect until **SLI\_CLOSE** abend is issued or until the SLI issues **RUI\_TERM**. The following list describes standard UNBIND and dedicated UNBIND processing:

- Standard UNBIND Normal Processing **SLI\_CLOSE** Normal

Set the **lua\_session\_type** parameter to `LUA_SESSION_TYPE_NORMAL` for this option. This is the default value. With this option, the SLI sends a positive response to an UNBIND Normal sent by the primary LU and issues **RUI\_TERM**, which causes a NOTIFY Disabled to flow to the SSCP. These actions do the following things:

- End the LU-LU session.
- Indicate to the SSCP and the PLU that the SLU is unable to process new BINDs. New BINDs that are received are rejected.
- Prevent data from flowing on the SSCP-LU session.

The SLI will issue **RUI\_TERM** when it receives any UNBIND except type X'02' (UNBIND with BIND forthcoming).

- Dedicated UNBIND Normal Processing

Set the **lua\_session\_type** parameter to `LUA_SESSION_TYPE_DEDICATED` for this option. With this option, the SLI sends a positive response to an UNBIND normal sent by the primary logical unit. However, the SLI does not issue **RUI\_TERM**. The status of the SSCP-LU session is not changed (enabled). The SLI session is suspended until BIND, optional CRV and STSN, and SDT commands are received. An SLI session that is waiting for a new BIND can be terminated by issuing an **SLI\_CLOSE** Abend.

The SLI issues **RUI\_TERM** when it receives any UNBIND except type X'02' or type X'01'.

This option is useful when the primary LU is unable to send an UNBIND with BIND forthcoming, but expects this type of behavior when UNBIND normal is sent.

### Application-Supplied BIND, SDT, or STSN Routines

- If the application program supplies BIND, SDT, or STSN routines, the DLL module names and procedure entry points are passed in the **SLI\_OPEN** extension routine list. If the corresponding SNA request is received, these routines are called during the **SLI\_OPEN**. If no BIND routine is supplied, the SLI does a limited amount of BIND checking and responds as needed. If an STSN routine is not supplied and an STSN request is received, the SLI issues a positive response to indicate that no information is available. If an SDT routine is not supplied and an SDT request is received, the SLI issues a positive response.

### Posting

- The posting of the **SLI\_OPEN** with OK in the **lua\_prim\_rc** parameter means that the **SLI\_OPEN** completed successfully and that an LU-LU data flow session was established. After the session is opened successfully, the application program can issue **SLI\_SEND**, **SLI\_RECEIVE**, **SLI\_PURGE**, **SLI\_BID**, or **SLI\_CLOSE** verbs.

### Session Recovery

- The SLI supplies limited session recovery for the application program. When any SLI verb completes with `SESSION_FAILURE` in the **lua\_prim\_rc** parameter, the application program must reissue the **SLI\_OPEN**. In this situation, the program does not have to issue an **SLI\_CLOSE** verb before it issues a new **SLI\_OPEN** verb.

### Terminating a Pending SLI\_OPEN

- To terminate a pending **SLI\_OPEN**, issue an **SLI\_CLOSE** with **lua\_flag1.close\_abend** parameter set to 1.

---

## SLI\_PURGE

This verb purges an outstanding **SLI\_RECEIVE**. **SLI\_PURGE** might be needed by an application program that uses an **SLI\_RECEIVE** verb with the WAIT option. For example, if the **SLI\_RECEIVE** verb does not complete in a specified interval of time, the application program can issue **SLI\_PURGE**. The application program supplies the address of the **SLI\_RECEIVE** verb control block in the **lua\_data\_ptr** parameter to specify which **SLI\_RECEIVE** to purge.

### Supplied Parameters

The application supplies the following parameters:

**lua\_verb**

LUA\_VERB\_SLI

The verb-code indicator for the LUA verbs.

**lua\_verb\_length**

The length of the verb control block. This number must equal the length expected by the SLI for the **SLI\_PURGE** verb.

**lua\_opcode**

LUA\_OPCODE\_SLI\_PURGE

The operation code for the verb.

**lua\_correlator**

A value that an LUA application program can supply to help correlate this verb with other information that the program supplies. This parameter is ignored by the LUA interface.

**lua\_luname**

The local LU name in ASCII. If the name contains fewer than 8 characters, you must pad it with blanks. LUA examines this parameter only if **lua\_sid** is 0. Using the **lua\_luname** parameter on all verbs helps make debugging easier, especially when multiple LUs are configured.

**lua\_sid**

The session ID, returned by **SLI\_OPEN**, that identifies the session to be used. If this parameter is 0, the **lua\_luname** parameter is used for identification.

**lua\_data\_ptr**

A pointer to the application program **SLI\_RECEIVE** verb control block to be purged.

**lua\_post\_handle**

If asynchronous notification is to be accomplished by events, **lua\_post\_handle** contains the handle of the event to be signaled.

### Returned Parameters

If the verb completes successfully, the following parameters are returned:

**lua\_flag2.async**

A flag that indicates that this verb completes asynchronously.

**lua\_prim\_rc**

The primary return code, set by the verb function. For details, see “Appendix B. LUA Verb Return Codes” on page 325.

**lua\_sec\_rc**

The secondary return code, set by the verb function. For details, see “Appendix B. LUA Verb Return Codes” on page 325.

## **SLI\_PURGE**

### **Usage Notes**

If **SLI\_RECEIVE** is purged successfully, **SLI\_RECEIVE** ends with the CANCELED primary return code and the **SLI\_PURGE** completes with the OK primary return code.



---

## SLI\_RECEIVE

This verb transfers data or a status code to the application program. SLI\_RECEIVE also provides the current status of the session to the Windows LUA application.

An **SLI\_RECEIVE** verb for an LU-LU session flow can only be issued on an opened session. If the **SLI\_OPEN** initiation type is primary with SSCP access, the application program can issue an **SLI\_RECEIVE** verb for SSCP-LU normal flow data even when an **SLI\_OPEN** verb is pending.

### Supplied Parameters

The application supplies the following parameters:

**lua\_verb**

LUA\_VERB\_SLI

The verb-code indicator for the LUA verbs.

**lua\_verb\_length**

The length of the verb control block. This number must equal the length expected by the SLI for the SLI\_RECEIVE verb.

**lua\_opcode**

LUA\_OPCODE\_SLI\_RECEIVE

**lua\_correlator**

A value that an LUA application program can supply to help correlate this verb with other information that the program supplies. This parameter is ignored by the LUA interface.

**lua\_luname**

The local LU name in ASCII. If the name contains fewer than 8 characters, you must pad it with blanks. LUA examines this parameter only if **lua\_sid** is 0. Using the **lua\_luname** parameter on all verbs helps make debugging easier, especially when multiple LUs are configured.

**lua\_sid**

The session ID returned by SLI\_OPEN that identifies the session to be used. If this parameter is 0, the **lua\_luname** parameter is used for identification.

**lua\_max\_length**

The length of the buffer used to receive data.

**lua\_data\_ptr**

A pointer to the buffer where the SLI places data received from the host application. Because this buffer is used for data and SNA commands, the contents of the buffer are usually in EBCDIC.

**lua\_post\_handle**

For Windows NT, if asynchronous notification is to be accomplished by events, **lua\_post\_handle** contains the handle of the vent to be signaled.

**lua\_flag1.bid\_enable**

A flag that specifies whether the LUA should reuse the SLI\_BID verb control block on behalf of the LUA application program.

**lua\_flag1.nowait**

A flag that tells the SLI to post the SLI\_RECEIVE verb with the return code NO\_DATA when there is no data to be read. If the first RU of a multiple-RU chain arrives and the **lua\_flag1.nowait** option has been selected, the **lua\_flag1.nowait** option is ignored. The SLI\_RECEIVE verb returns IN\_PROGRESS and completes asynchronously after all RUs of the chain arrive. If chaining is allowed, the **lua\_flag1.nowait** option should not be used.

## SLI\_RECEIVE

The lower-order half-byte of **lua\_flag1** contains flags that describe the message session and flow. The flow flags describe the flow or flows on which the LUA application program can accept a message. At least one of the following flags must be set, but the set flags must not overlap flags that are set in another active **SLI\_RECEIVE** verb.

### **lua\_flag1.sscp\_exp**

A flag that specifies SSCP-expedited flow.

### **lua\_flag1.sscp\_norm**

A flag that specifies SSCP-normal flow.

### **lua\_flag1.lu\_exp**

A flag that specifies LU-expedited flow

### **lua\_flag1.lu\_norm**

A flag that specifies LU-normal flow.

## Returned Parameters

If the verb completed successfully, the following parameters are returned:

### **lua\_data\_length**

The length of the data being received.

**lua\_th** A 6-byte parameter that contains the SNA transmission header (TH) for the message.

**lua\_rh** A 3-byte parameter that contains the SNA request/response header (RH) for the message.

### **lua\_message\_type**

The type of SNA data and commands. When the SLI application program wants to send data, the application program must set this parameter. The valid message types follow:

LUA\_MESSAGE\_TYPE\_LU\_DATA  
LUA\_MESSAGE\_TYPE\_SSCP\_DATA  
LUA\_MESSAGE\_TYPE\_RSP  
LUA\_MESSAGE\_TYPE\_BID  
LUA\_MESSAGE\_TYPE\_BIS  
LUA\_MESSAGE\_TYPE\_CANCEL  
LUA\_MESSAGE\_TYPE\_CHASE  
LUA\_MESSAGE\_TYPE\_LUSTAT\_LU  
LUA\_MESSAGE\_TYPE\_LUSTAT\_SSCP  
LUA\_MESSAGE\_TYPE\_QC  
LUA\_MESSAGE\_TYPE\_QEC  
LUA\_MESSAGE\_TYPE\_RELQ  
LUA\_MESSAGE\_TYPE\_RTR  
LUA\_MESSAGE\_TYPE\_SBI  
LUA\_MESSAGE\_TYPE\_SIGNAL

LU\_DATA, LUSTAT\_LU, LUSTAT\_SSCP, and SSCP\_DATA are not SNA commands.

### **lua\_flag2.async**

A flag that specifies that this verb completes asynchronously.

### **lua\_flag2.sscp\_exp**

A flat that specifies SSCP-expedited flow.

### **lua\_flag2.sscp\_norm**

A flag that specifies SSCP-normal flow.

**lua\_flag2.lu\_exp**

A flag that specifies LU-expedited flow.

**lua\_flag2.lu\_norm**

A flag that specifies LU-normal flow.

**lua\_prim\_rc**

The primary return code, set by the verb function. For details, see “Appendix B. LUA Verb Return Codes” on page 325.

**lua\_sec\_rc**

The secondary return code, set by the verb function. For details, see “Appendix B. LUA Verb Return Codes” on page 325.

## Usage Notes

**SLI\_RECEIVE** receives responses, SNA commands, and request unit data from the host. **SLI\_RECEIVE** also provides the status of the session to the Windows LUA application. An **SLI\_OPEN** request must complete before **SLI\_RECEIVE** can be issued. However, if **SLI\_OPEN** is issued with `lua_init_type` set to `LUA_INIT_TYPE_PRIM_SSCP`, an **SLI\_RECEIVE** over the SSCP normal flow may be issued as soon as **SLI\_OPEN** returns an `IN_PROGRESS`.

Data is received by the application in one of four session flows. The four session flows, from highest to lowest priority are:

- SSCP expedited
- LU expedited
- SSCP normal
- LU normal

The data flow type that **SLI\_RECEIVE** verb will process is specified in `lua_flag1`. The application can also specify whether it wants to look at more than one type of data flow. When multiple flow bits are set, the highest priority is received first. When **SLI\_RECEIVE** completes processing, `lua_flag2` indicates the specific type of flow for which data has been received by the Windows LUA application.

If `SLI_BID` successfully completes before **SLI\_RECEIVE** is issued, the Windows LUA interface can be instructed to reuse the last `SLI_BID` 's verb control block. To do this, issue **SLI\_RECEIVE** with the `lua_flag1.bid_enable` parameter set to 1.

When using `lua_flag1.bid_enable` parameter, the `SLI_BID` storage must not be freed because the last `SLI_BID` verb's verb control block is used. Also, when using the `lua_flag1.bid_enable` parameter, the successful completion of `SLI_BID` will be posted.

If **SLI\_RECEIVE** is issued with `lua_flag1.nowait` when no data is available to receive, `LUA_NO_DATA` will be the secondary return code set by the Windows LUA interface.

If status is available, the application must read it. Until the application reads the status by issuing an **SLI\_BID** or **SLI\_RECEIVE**, all other operations are rejected, except for:

- **SLI\_SEND** verbs on the SSCP flow
- **SLI\_CLOSE**

When the primary return code is `STATUS`, the only **SLI\_RECEIVE** parameters returned are `lua_prim_rc`, `lua_sec_rc`, and `lua_sid`. An active **SLI\_RECEIVE** verb can be posted with the `STATUS` return code only when there is no active `SLI_BID` verb.

## SLI\_RECEIVE

When the value of the primary return code is STATUS, the possible values for the secondary return code are:

- **READY**

Indicates the SLI session is now ready for processing all additional commands. The READY status is issued after a prior NOT\_READY status was received.

- **NOT\_READY**

Indicates that a CLEAR command or an UNBIND command with a type value of X'02' or X'01' was received from the host. The SLI session is suspended.

- When a CLEAR arrives, the session is suspended until an SDT command is received.
- When an UNBIND type X'02' (UNBIND with BIND forthcoming) arrives, the session is suspended until BIND, optional CRV and STSN, and SDT commands are received. Any user extension routines must be reentrant.
- When an UNBIND type X'01' (UNBIND normal) arrives and the **SLI\_OPEN** verb for this session specified an **lua\_session\_type** of LUA\_SESSION\_TYPE\_DEDICATED, the session is suspended until BIND, optional CRV and STSN, and SDT commands are received. User extension routines provided to process these commands must be reentrant.

After the CLEAR, UNBIND type X'02', or UNBIND type X'01' arrives, the application can send SSCP data before reading the NOT\_READY status, and can both send and receive SSCP data after reading the NOT\_READY status.

- **SESSION\_END\_REQUESTED**

Indicates that a SHUTD command was received from the host. The host is requesting that the SLI application end the session as soon as convenient.

When the application is ready to end the session, it should issue an **SLI\_CLOSE** or an **SLI\_CLOSE Normal**.

- **INIT\_COMPLETE**

Indicates that an **RUI\_INIT** verb completed during **SLI\_OPEN** processing. This status is returned only when the **SLI\_OPEN lua\_init\_type** parameter is LUA\_INIT\_TYPE\_PRIM\_SSCP.

After this status is received, the application can send and receive data on the SSCP-normal flow.

In addition to the return codes, additional SNA sense data can be returned if a request unit sent by the host application has been converted into an exception request (EXR). An EXR is indicated by having the **SLI\_RECEIVE** complete with the following returned verb parameters values:

### Parameter

Set to

#### **lua\_prim\_rc**

OK (X'0000')

#### **lua\_sec\_rc**

OK (X'00000000')

#### **lua\_rh.rrr**

bit off (request unit)

#### **lua\_rh.sdi**

bit on (sense data included)

Under these conditions, the request has been converted into an EXR and up to 7 bytes of information is returned in the application buffer.. The format of the information in the data buffer is:

- Bytes 0—3 contain sense data defining the error detected. If LUA converted the request into an EXR, the sense data is one of the following values:

## SLI\_RECEIVE

Sense Data	Value of bytes 0 - 3
LUA_MODE_INCONSISTENCY	X'08090000'
LUA_BRACKET_RACE_ERROR	X'080B0000'
LUA_BB_REJECT_NO_RTR	X'08130000'
LUA_RECEIVER_IN_TRANSMIT_MODE	X'081B0000'
LUA_CRYPTOGRAPHY_FUNCTION_INOP	X'08480000'
LUA_SYNC_EVENT_RESPONSE	X'10010000'
LUA_RU_DATA_ERROR	X'10020000'
LUA_RU_LENGTH_ERROR	X'10020000'
LUA_INCORRECT_SEQUENCE_NUMBER	X'20010000'
LUA_LCC_NOT_SUPPORTED	X'20010000'

The information returned to bytes 4 through 6 in **lua\_peek\_data** contain up to the first 3 bytes of the original request unit.

## SLI\_SEND

---

### SLI\_SEND

This verb transfers, from the LUA application program to the communication link, user data, an SNA command, or an SNA response. **SLI\_SEND** for an LU-LU session flow can only be issued on a previously opened session. If the **SLI\_OPEN** initiation type is primary with SSCP access and INIT\_COMPLETE status is achieved, the application program can issue **SLI\_SEND** to transmit data on the SSCP-LU normal flow.

An LUA application can have two active **SLI\_SEND** verbs simultaneously for each defined LUA LU. The two verbs can be for any two discrete flows.

### Supplied Parameters

The application supplies the following parameters:

#### lua\_verb

LUA\_VERB\_SLI

The verb-code indicator for the LUA verbs.

#### lua\_verb\_length

The length of the verb control block. This number must equal the length expected by the SLI for the **SLI\_SEND** verb.

#### lua\_opcode

LUA\_OPCODE\_SLI\_SEND

The operation code for this verb.

#### lua\_correlator

A value that an LUA application program can supply to help correlate this verb with other information that the program supplies. SLI ignores this parameter.

#### lua\_luname

The local LU name in ASCII. If the name contains fewer than 8 characters, you must pad it with blanks. LUA examines this parameter only if **lua\_sid** is 0. Using the **lua\_luname** parameter on all verbs helps make debugging easier, especially when multiple LUs are configured.

#### lua\_sid

The session ID returned by **SLI\_OPEN** that identifies the session to be used. If this parameter is 0, the **lua\_luname** parameter is used for identification.

#### lua\_data\_length

The length of the data being sent.

#### lua\_data\_ptr

A pointer to the application program data that is to be sent to the host application. Because this buffer is used for data and SNA commands, the contents of the buffer are usually in EBCDIC.

#### lua\_post\_handle

A 4-byte handle that is used to post the completion of asynchronous verbs.

#### lua\_th.snf

The sequence number of the RU.

**lua\_rh** A 3-byte parameter that contains the SNA request/response header (RH) for the message.

#### lua\_message\_type

The type of SNA data and commands. When the SLI application program wants to send data, the application program must set this parameter. For more information about the SNA commands, refer to *Systems Network Architecture Network Product Formats*. The valid message types follow:

LUA\_MESSAGE\_TYPE\_BID

LUA\_MESSAGE\_TYPE\_BIS  
 LUA\_MESSAGE\_TYPE\_CANCEL  
 LUA\_MESSAGE\_TYPE\_CHASE  
 LUA\_MESSAGE\_TYPE\_LU\_DATA  
 LUA\_MESSAGE\_TYPE\_LUSTAT\_LU  
 LUA\_MESSAGE\_TYPE\_LUSTAT\_SSCP  
 LUA\_MESSAGE\_TYPE\_QC  
 LUA\_MESSAGE\_TYPE\_QEC  
 LUA\_MESSAGE\_TYPE\_RELQ  
 LUA\_MESSAGE\_TYPE\_RQR  
 LUA\_MESSAGE\_TYPE\_RSP  
 LUA\_MESSAGE\_TYPE\_RTR  
 LUA\_MESSAGE\_TYPE\_SBI  
 LUA\_MESSAGE\_TYPE\_SSCP\_DATA

**lua\_flag1.sscp\_exp**

Specifies SSCP-expedited flow

**lua\_flag1.sscp\_norm**

Specifies SSCP-normal flow

**lua\_flag1.lu\_exp**

Specifies LU-expedited flow

**lua\_flag1.lu\_norm**

Specifies LU-normal flow

## Returned Parameters

If the verb executes successfully, LUA returns the following parameters:

**lua\_data\_length**

The length of the peek data received.

**lua\_th** A 6-byte parameter that contains the SNA transmission header (TH) for the message.

**lua\_flag2.async**

A flag that indicates that this verb completes asynchronously.

**lua\_flag2.sscp\_exp**

Specifies SSCP-expedited flow.

**lua\_flag2.sscp\_norm**

Specifies SSCP-normal flow.

**lua\_flag2.lu\_exp**

Specifies LU-expedited flow.

**lua\_flag2.lu\_norm**

Specifies LU-normal flow.

**lua\_sequence\_number**

The sequence number of the first-in-chain or the only-in-chain RU for the **SLI\_SEND** verb. It is not byte-reversed.

**lua\_prim\_rc**

The primary return code, set by the verb function. For details, see “Appendix B. LUA Verb Return Codes” on page 325.

## SLI\_SEND

### lua\_sec\_rc

The secondary return code, set by the verb function. For details, see “Appendix B. LUA Verb Return Codes” on page 325.

## Usage Notes

**SLI\_SEND** performs special processing based on the **lua\_message\_type** parameter, such as setting RH and TH bits and flow flags. For example, if the application sets the **lua\_message\_type** parameter to X'84' (CHASE), the SLI component automatically sets the **lua\_rh** parameter to X'4B8000'. Table 17 shows the parameters that the application program should set if it is appropriate to do so, given the current program state.

Table 17. Parameter Settings Based on Message Type

Value of lua_message_type parameter							
SLI_SEND parameter	LU_DATA SSCP_DATA	RSP	BID, BIS, RTR	CHASE QC	QEC, RELQ, SBI, SIG	RQR	LUSTAT_LU LUSTAT_SSCP
lua_rh	FI, DR1I, DR2I, RI, BBI, EBI, CDI, CSI, EDI	RI	SDI, QRI	SDI, QRI, EBI, CDI	SDI	0	SDI, QRI, DR1I, DR2I, RI, BBI, EBI, CDI
lua_th	0	SNF	0	0	0	0	0
lua_data_ptr	Required (0 if no data)	Required (0 if no data)	0	0	0	0	Required
lua_data_length	Required	Required (0 if no data)	0	0	0	0	Required
lua_flag1 flow flags	0	Required (set one)	0	0	0	0	0

An **SLI\_SEND** verb transfers data from the location specified in the **lua\_data\_ptr** parameter for the length specified in the **lua\_data\_length**. The SLI chains data as needed. **SLI\_SEND** can complete synchronously or asynchronously. When the application program returns from the call to the SLI, the **lua\_flag2.async** flag indicates how the verb completes. When **lua\_flag2.async** is set to ON, an IN\_PROGRESS primary return code indicates that the verb was received and is in progress. A primary return code of OK indicates that the data or the command was written to the RUI. The application program receives the sequence number of the last chain element successfully sent using **RUI\_WRITE** with synchronous return from the call to the SLI. After all chain elements are written, the application program receives the final return code and ending sequence number in the TH. These sequence numbers will differ if, for example, the SLI is sending a chain and has to wait for a pacing response from the host before the **SLI\_SEND** operation can be completed.

When the SLI sends a response, the information required on the **SLI\_SEND** verb depends on the type of response. For all responses, the application program must perform the following steps:

- Set the **lua\_message\_type** parameter to LUA\_MESSAGE\_TYPE\_RSP
- Supply the sequence number (**lua\_th.snf**) that corresponds to the request being responded to
- Set the selected **lua\_flag1** flow flag

The rules for supplying additional parameters follow:

- For positive responses that require only the request code, the application program must also supply the following parameters:
  - **lua\_rh.ri** set to 0
  - **lua\_data\_length** set to 0

The SLI refers to the supplied sequence number to fill in the request code.



- For negative responses, the application program must also supply the following parameters:
  - **lua\_rh.ri** set to 1
  - **lua\_data\_ptr** set to the address of an SNA sense code
  - **lua\_data\_length** set to the length of the SNA sense code (4 bytes).

The SLI fills in the request code following the sense data.

## SLI\_BIND\_ROUTINE

---

### SLI\_BIND\_ROUTINE

This verb tells an SLI application program that an SNA BIND request arrived from the host and allows the application program to examine the session protocols. The **SLI\_BIND\_ROUTINE** is passed to a programmer-supplied DLL specified in the **SLI\_OPEN** extension list bind routine field.

### Supplied Parameters

The following parameters for **SLI\_BIND\_ROUTINE** are supplied by the SLI:

**lua\_verb**

LUA\_VERB\_SLI

The verb-code indicator for the LUA verbs.

**lua\_verb\_length**

The length of the verb control block.

**lua\_opcode**

LUA\_OPCODE\_SLI\_BIND\_ROUTINE

The operation code for the routine.

**lua\_luname**

The local LU name in ASCII.

**lua\_sid**

The session ID returned by **SLI\_OPEN** that identifies the session to be used.

**lua\_data\_length**

The length of the BIND RU.

**lua\_data\_ptr**

A pointer to the BIND RU. The BIND RU might contain EBCDIC characters such as the PLU name.

**lua\_th**

The BIND TH.

**lua\_rh**

The BIND RH.

### Returned Parameters

If the verb completes successfully, LUA returns the following parameters:

**lua\_prim\_rc**

LUA\_OK

**lua\_data\_length**

The length of the BIND response being sent.

**lua\_prim\_rc**

The primary return code, set by the verb function. For details, see "Appendix B. LUA Verb Return Codes" on page 325.

### Usage Notes

The verb control block is built in the storage that is allocated by the SLI. The contents of the **lua\_th** and **lua\_rh** parameters are placed in the **SLI\_BIND\_ROUTINE** verb control block. The **lua\_data\_ptr** parameter contains the address of the BIND RU, and the **lua\_data\_length** parameter contains the length of the RU.

## SLI\_BIND\_ROUTINE

The **SLI\_BIND\_ROUTINE** is completed when the extension routine returns with the **lua\_prim\_rc** and the **lua\_data\_length** parameters set in the **SLI\_BIND\_ROUTINE** verb control block. Overwrite the BIND RU with the BIND response. A primary return code of OK indicates that the BIND was accepted. If the routine rejects the BIND, set the primary return code to NEGATIVE\_RSP and put the negative sense code in the BIND buffer. Do not modify the **lua\_data\_ptr** parameter.

**Note:** A negative response from this routine cancels the **SLI\_OPEN** verb. The SLI returns a primary return code of SESSION\_FAILURE and a secondary return code of NEG\_RSP\_FROM\_BIND\_ROUTINE.

## SLI\_STSN\_ROUTINE

---

### SLI\_STSN\_ROUTINE

This verb tells an SLI application program that an SNA STSN request arrived from the host and allows the application program to examine the STSN RU and prepare a response. The **SLI\_STSN\_ROUTINE** is passed to a programmer-supplied DLL that is specified in the **SLI\_OPEN** extension list bind routine field.

### Supplied Parameters

The following parameters for **SLI\_STSN\_ROUTINE** are supplied by the SLI:

**lua\_verb**

LUA\_VERB\_SLI

The verb-code indicator for the LUA verbs.

**lua\_verb\_length**

The length of the verb control block.

**lua\_opcode** **LUA\_OPCODE\_SLI\_STSN\_ROUTINE**

The operation code for the routine.

**lua\_luname**

The local LU name in ASCII.

**lua\_sid**

The session ID returned by **SLI\_OPEN** that identifies the session to be used.

**lua\_data\_length**

The length of the STSN RU.

**lua\_data\_ptr**

A pointer to the STSN RU.

**lua\_th**

The STSN TH.

**lua\_rh**

The STSN RH.

### Returned Parameters

If the verb executes successfully, LUA returns the following parameters:

**lua\_prim\_rc**

LUA\_OK

**lua\_data\_length**

The length of the STSN response being sent.

**lua\_prim\_rc**

The primary return code, set by the verb function. For details, see "Appendix B. LUA Verb Return Codes" on page 325.

### Usage Notes

The verb control block is built in the storage that is allocated by the SLI. The contents of the **lua\_th** and **lua\_rh** parameters are placed in the **SLI\_STSN\_ROUTINE** verb control block. The **lua\_data\_ptr** parameter contains the address of the **STSN** RU, and the **lua\_data\_length** parameter contains the length of the RU.

## SLI\_STSN\_ROUTINE

The **SLI\_STSN\_ROUTINE** is completed when the extension routine returns with the **lua\_prim\_rc** and the **lua\_data\_length** parameters set in the **SLI\_STSN\_ROUTINE** verb control block. Overwrite the STSN RU with the STSN response. A primary return code of OK indicates that the STSN was accepted. If the routine rejects the STSN, set the primary return code to NEGATIVE\_RSP and put the negative sense code in the STSN buffer. Do not modify the **lua\_data\_ptr** parameter.

**Note:** A negative response from this routine cancels the **SLI\_OPEN** verb. The SLI returns a primary return code of SESSION\_FAILURE, and a secondary return code of NEG\_RSP\_FROM\_STSN\_ROUTINE.

## SLI\_SDT\_ROUTINE

---

### SLI\_SDT\_ROUTINE

This verb tells an SLI application program that an SNA SDT request arrived from the host and allows the application program to examine the SDT RU and prepare a response. The **SLI\_SDT\_ROUTINE** is passed to a programmer-supplied DLL that is specified in the **SLI\_OPEN** extension list bind routine field.



**SLI\_SDT\_ROUTINE** is not supported by SNA API clients.

### Supplied Parameters

The following parameters for **SLI\_SDT\_ROUTINE** are supplied by the SLI:

**lua\_verb**

LUA\_VERB\_SLI

The verb-code indicator for the LUA verbs.

**lua\_verb\_length**

The length of the verb control block.

**lua\_opcode**

LUA\_OPCODE\_SLI\_STSN\_ROUTINE

The operation code for the routine.

**lua\_luname**

The local LU name in ASCII.

**lua\_sid**

The session ID returned by **SLI\_OPEN** that identifies the session to be used.

**lua\_data\_length**

The length of the SDT RU.

**lua\_data\_ptr**

A pointer to the SDT RU.

**lua\_th**

The SDT TH.

**lua\_rh**

The SDT RH.

### Returned Parameters

Following is a list of the parameters for **SLI\_SDT\_ROUTINE** that the extension routine must return:

**lua\_prim\_rc**

LUA\_OK

**lua\_data\_length**

The length of the SDT response being sent.

**lua\_prim\_rc**

The primary return code, set by the verb function. For details, see “Appendix B. LUA Verb Return Codes” on page 325.

## Usage Notes

The verb control block is built in the storage that is allocated by the SLI. The contents of the **lua\_th** and **lua\_rh** parameters are placed in the **SLI\_SDT\_ROUTINE** verb control block. The **lua\_data\_ptr** parameter contains the address of the SDT RU, and the **lua\_data\_length** parameter contains the length of the RU.

The **SLI\_SDT\_ROUTINE** is completed when the extension routine returns with the **lua\_prim\_rc** and the **lua\_data\_length** parameters set in the **SLI\_SDT\_ROUTINE** verb control block. Overwrite the SDT RU with the SDT response. A primary return code of OK indicates that the SDT was accepted. If the routine rejects the SDT, set the primary return code to **NEGATIVE\_RSP** and put the negative sense code in the STSN buffer. Do not modify the **lua\_data\_ptr** parameter.

**Note:** A negative response from this routine cancels the **SLI\_OPEN** verb. The SLI returns a primary return code of **SESSION\_FAILURE**, and a secondary return code of **NEG\_RSP\_FROM\_SDT\_ROUTINE**.

## SLI\_SDT\_ROUTINE



---

## Part 3. Common Services API

<b>Chapter 16. Common Services Entry Points</b> . . . . .	261
Writing Common Services Programs . . . . .	261
ACSSVC . . . . .	262
WinCSV() . . . . .	263
WinCSVCleanup() . . . . .	264
WinAsyncCSV(). . . . .	265
WinCSVStartup() . . . . .	266
GetCsvReturnCode() . . . . .	267
<b>Chapter 17. Common Services Verbs (CSV)</b> . . . . .	269
GET_CP_CONVERT_TABLE. . . . .	270
CONVERT . . . . .	274



---

## Chapter 16. Common Services Entry Points

Personal Communications and Communications Server provide a common services programming interface. This API consists of common services verbs (CSVs) that can be used by application programs that use Personal Communications and Communications Server APIs.

Any Personal Communications and Communications Server application program can use these common services verbs to do one or more of the following things:

- Maintain a code page translation table for single byte languages (**GET\_CP\_CONVERT\_TABLE**)
- Convert an ASCII string to EBCDIC or EBCDIC to ASCII (**CONVERT**)
- Convert a double byte character string from one code page to another (**TRNSDT**)

**Note:** Included in the chapters of Part 3 of this book is information on the Common Services API provided by the following systems:

- Communications Server running on Windows NT
- SNA API clients for OS/2, Windows NT, Windows 95, Windows 98, and Windows 3.1 that are delivered with the Communications Server/NT product
- Personal Communications for Windows 95, Windows 98, and Windows NT

When there are differences between the support provided by these systems, it is noted.

---

## Writing Common Services Programs

The table below shows source module usage of supplied header files and libraries needed to compile and link Common Services programs.

*Table 18. Header Files and Libraries for Operating Systems*

Operating System	Header File	Library	DLL Name
WIN32	WINCSV.H	WINCSV32.LIB	WINCSV32.DLL
WIN3.1	WINCSV.H	WINCSV.LIB	WINCSV.DLL
OS/2	ACSSVC.H	ACSSVC.LIB	ACSSVC.DLL

\*WIN32 = Windows 95, Windows 98, and Windows NT

\*WIN3.1 = Windows 3.1

The following sections describe the entry points for common services.

---

## ACSSVC

This is a synchronous entry point for all CSV verbs. Personal Communications and Communications Server provide this entry point for compatibility with existing applications.

### Syntax

```
void ACSSVC (long)
```

Input is a verb control block pointer.

### Returned Values

Check the primary and secondary return codes for returned values.



This is the only Communications Server entry point supported for SNA API OS/2 clients.

---

## WinCSV()

This function provides a synchronous entry point for the CSV API.

### Syntax

```
void WINAPI WinCSV(long vcb)
```

#### Parameter

	Description
<b>vcb</b>	Pointer to verb control block.

### Returned Values

No return value. The **primary\_rc** and **secondary\_rc** fields in the verb control block indicate any error.

**Note:** See also **WinAsyncCSV()** on page “WinAsyncCSV()” on page 265.

---

## WinCSVCleanup()

This function terminates and deregisters an application from the CSV API.

### Syntax

```
BOOL WINAPI WinCSVCleanup(void);
```

### Returned Values

The return value specifies whether the deregistration was successful. If the value is not 0, Personal Communications and Communications Server successfully deregistered the application . Personal Communications and Communications Server did deregister the application if the value is 0.

### Usage Notes

Use **WinCSVCleanup()** to deregister a CSV API application from the CSV API, for example, to free resources allocated to the specific application.

---

## WinAsyncCSV()

The function provides an asynchronous entry point for **TRANSFER\_MS\_DATA** only. If an application uses this function for any other verb, the behavior is synchronous.

### Syntax

```
HANDLE WINAPI WinAsyncCSV(HWND hWnd,  
                          long vcb);
```

#### Parameter

	Description
--	-------------

<b>hWnd</b>	Window handle to receive completion message.
-------------	--

<b>vcb</b>	Pointer to verb control block.
------------	--------------------------------

### Returned Values

The return value indicates whether the verb request was successful. If the function was successful, the actual return value is an asynchronous task handle. If the function was not successful, Personal Communications and Communications Server returns a 0.

### Usage Notes

Upon completion of the asynchronous operation, the application's window *hWnd* receives the message returned by **RegisterWindowMessage** with **WinAsyncCSV** as the input string. The *wParam* argument contains the asynchronous task handle returned by the original function call. The *lParam* argument contains the original VCB pointer and can be dereferenced to determine the final return code.

If the function returns successfully, Personal Communications and Communications Server posts a **WinAsyncCSV()** message to the application when the operation completes or the conversation is canceled.

---

## WinCSVStartup()

This function allows an application to specify the version of the Common Services Verbs API required and to retrieve details of the specific CSV API. This call is not required, but if used, the **WinCSVCleanup** call should be used also.

### Syntax

```
int WINAPI WinCSVStartup (WORD wVersionRequired,  
                        LPWCSVDATA csvdata);
```

#### Parameter

##### Description

##### *wVersionRequired*

Specifies the version of CSV API support required. The high-order byte specifies the minor version (revision) number; the low-order byte specifies the major version number.

##### *lpwCSVDATA*

Contains information about the underlying CSV API DLL.

### Returned Values

The return value indicates whether the CSV API successfully registered the application and whether it can support the provided version number. If the value returned is 0, the CSV API does support the specified version and it successfully registered the application. Otherwise, one of the following values is returned.

#### **WCSVVERNOTSUPPORTED**

This particular CSV API does not provide the version of CSV API support requested.

#### **WCSVINVALID**

The CSV API could not determine the requested version.

### Usage Notes

**WinCSVStartup()** is intended to help with compatibility with future releases of the API. The current version supported is 1.0.

The following structure describes details of the actual CSV API implementation.

```
typedef struct tagWCSVDATA { WORD wVersion;  
                            char szDescription[WCSVDESCRIPTION_LEN+1];  
                            } WCSVDATA, FAR *LPWCSVDATA;
```

When an application has made its last CSV API call, it calls **WinCSVCleanup()**.



---

## GetCsvReturnCode()

Use this entry point to convert the primary and secondary return codes in the verb to a printable string. It returns a standard set of error strings for use by application programs.

### Syntax

```
int WINAPI GetCsvReturnCode (struct csv_hdr *vcb,  
                             UINT buffer_length,  
                             unsigned char *buffer_addr);
```

### Parameter

	Description
--	-------------

<i>vcb</i>	The address of the verb control block.
------------	--

<i>buffer_length</i>	The length of the buffer pointed to by <b>buffer_addr</b> . The recommended length is 256.
----------------------	--

<i>buffer_addr</i>	The address of the buffer that will hold the formatted, null-terminated string (length of the string in the specified buffer).
--------------------	--

### Returned Values

**0x20000001**

The parameters are not valid; the function could not read from the specified **verb** or could not write to the specified buffer.

**0x20000002**

The specified buffer is too small.

### Usage Notes

The descriptive error string returned in **buffer\_addr** does not terminate with a new line character (**\n**).



---

## Chapter 17. Common Services Verbs (CSV)

Personal Communications and Communications Server provide the following verbs for the Common Services API:

GET\_CP\_CONVERT\_TABLE  
CONVERT

---

## GET\_CP\_CONVERT\_TABLE

This verb provides a utility service that builds a conversion table from one code page to another. This verb returns a 256-byte conversion table that applications can use to perform table lookups on characters to convert character strings.

A program might need to perform data conversion when it communicates with a node that expects data encoded in a different code page.

```
struct get_cp_convert_table
{
    unsigned short  opcode;           /* Verb identifying operation code.    */
    unsigned char   opext;           /* Reserved.                            */
    unsigned char   reserv2;        /* Reserved.                            */
    unsigned short  primary_rc;      /* Primary return code from verb.      */
    unsigned long   secondary_rc;    /* Secondary (qualifying) return code. */
    unsigned short  source_cp;       /* Source code page for conversion table */
    unsigned short  target_cp;       /* Target code page for conversion table */
    unsigned char   *conv_tbl_addr;  /* Address to put conversion table at   */
    unsigned char   char_not_fnd;    /* Character not found option: either   */
                                     /* substitute character or round trip   */
    unsigned char   substitute_char; /* Substitute character to use.         */
} GET_CP_CONVERT_TABLE;
```

### source\_code\_page

The code page number from which the replacement characters are drawn. The number for the code page can be one of the following numbers:

- ASCII code pages (in decimal)
  - 437 US IBM PC
  - 737 Greece
  - 813 Greece
  - 819 ANSI Standard
  - 850 Multilingual
  - 852 Czechoslovakia/Hungary/Poland/Yugoslavia
  - 855 Cyrillic
  - 857 Turkey
  - 858 Multilingual
  - 860 Portuguese
  - 861 Iceland
  - 862 Hebrew
  - 863 Canada-French
  - 864 Arabic
  - 865 Nordic
  - 866 Cyrillic
  - 874 Thai
  - 912 Latin 2
  - 915 Cyrillic
  - 916 Hebrew
  - 920 Turkey
  - 921 Latvia, Lithuania
  - 922 Estonia
  - 923 ANSI Standard

- 1008 Arabic
- 1089 Arabic
- 1124 Ukraine
- 1125 Ukraine
- 1127 Arabic/French
- 1129 Vietnamese
- 1131 Belarus
- 1133 Lao
- 1250 Latin 2
- 1251 Cyrillic
- 1252 Latin 1
- 1253 Greece
- 1254 Turkey
- 1255 Hebrew
- 1256 Arabic
- 1257 Baltic (Latvia, Lithuania, Estonia)
- 1258 Vietnamese
- EBCDIC code pages (in decimal)
  - 037 United States/Canada-French/Netherlands/Portugal/Brazil
  - 273 Germany/Austria
  - 275 Brazil
  - 277 Denmark/Norway
  - 278 Finland/Sweden
  - 280 Italy
  - 284 Latin America/Spain
  - 285 United Kingdom
  - 297 France
  - 420 Arabic
  - 424 Hebrew
  - 500 Belgium/Switzerland-French/Switzerland-German
  - 803 Hebrew
  - 870 Czechoslovakia/Hungary/Poland/Yugoslavia
  - 871 Iceland
  - 875 Greece
  - 924 Latin 1
  - 1025 Cyrillic
  - 1026 Turkey
  - 1047 Latin 1
  - 1112 Latvia, Lithuania
  - 1122 Estonia
  - 1123 Ukraine
  - 1130 Vietnamese
  - 1132 Lao
  - 1140 United States/Canada/Netherlands/Portugal/Brazil/Australia/New Zealand
  - 1141 Germany/Austria

- 1142 Denmark/Norway
- 1143 Finland/Sweden
- 1144 Italy
- 1145 Latin America/Spain
- 1146 United Kingdom
- 1147 France
- 1148 Belgium/Switzerland
- 1149 Iceland
- User defined code pages
  - 65280 through 65534
  - When using user-defined code pages, first define the registry entry with the user-defined path to the CPT files as follows for Personal Communications :

**HKEY\_LOCAL\_MACHINE/SOFTWARE/IBM/Personal  
Communications /CurrentVersion/COMCPT**

For Communications Server, define the registry entry with the user-defined path to the CPT files as follows:

**HKEY\_LOCAL\_MACHINE/SOFTWARE/IBM/Communications  
Server/CurrentVersion/COMCPT**

**Note:** Only identical characters in the source and target code pages are guaranteed to be converted into each other. Character pairs designated in the standards that merely resemble each other are not usually converted into each other.

#### **target\_code\_page**

The code page number for the target strings to be converted. The number can be any of those shown for **source\_code\_page**.

#### **convert\_table\_addr**

The address of the buffer that is to receive the 256-byte conversion table. This buffer must be in a read/write segment.

#### **character\_not\_found**

The action to be taken if a character in the source code page does not exist in the target code page. Specify one of the following values:

##### **SV\_ROUND\_TRIP**

This option causes the values to be stored in the conversion table so that if a conversion table is generated by reversing the source and target code pages, the result of a conversion from source to target code page and back again results in the original character. You must select the **ROUND\_TRIP** option for both table generations for this option to run.

##### **SV\_SUBSTITUTE**

Store the character specified in the parameter **substitute\_character** in the conversion table.

#### **substitute\_character**

The byte stored in the conversion table if a character in the source code page does not exist on the target code page and if the **character\_not\_found** parameter is set to **SV\_SUBSTITUTE**.

The OK return code indicates that the **GET\_CP\_CONVERT\_TABLE** verb ran successfully.

The following parameter is returned when the return code is OK:

#### **convert\_table**

The conversion table was built at the address specified by **CONV\_table\_addr**.

**primary\_rc**

SV\_PARAMETER\_CHECK

**secondary\_rc**

SV\_INVALID\_CHAR\_NOT\_FOUND

SV\_INVALID\_DATA\_SEGMENT

SV\_INVALID\_SOURCE\_CODE\_PAGE

SV\_INVALID\_TARGET\_CODE\_PAGE

---

## CONVERT

This verb converts ASCII character strings to EBCDIC and EBCDIC character strings to ASCII.

A program might perform data conversion when it communicates with a node that expects EBCDIC data or when it must convert names to pass over an interface, such as APPC, that requires EBCDIC names.

**Note:** The **CONVERT** verb is not supported by DBCS. You can use **TrnsDt** to convert strings that have double-byte characters.

```
struct convert
{
  unsigned short  opcode;      /* Verb identifying operation code.      */
  unsigned char   opext;       /* Reserved.                              */
  unsigned char   reserv2;     /* Reserved.                              */
  unsigned short  primary_rc;  /* Primary return code from verb.        */
  unsigned long   secondary_rc; /* Secondary (qualifying) return code.   */
  unsigned char   direction;   /* Direction of conversion - ASCII to    */
                               /* EBCDIC or vice-versa.                */
  unsigned char   char_set;    /* Character to use for the conversion    */
                               /* A, AE, or user-defined G.            */
  unsigned short  len;         /* Length of string to be converted.     */
  unsigned char   *source;     /* Pointer to string to be converted.    */
  unsigned char   *target;     /* Address to put converted string at.   */
} CONVERT;

return_code OK error codes
```

### direction

The nature of the code conversion.

#### **SV\_ASCII\_TO\_EBCDIC**

Converts ASCII characters to EBCDIC

#### **SV\_EBCDIC\_TO\_ASCII**

Converts EBCDIC characters to ASCII

### character\_set

The set of characters permitted in the source string. You can specify three types of ASCII/EBCDIC conversion tables for use by the **CONVERT** verb: **SV\_A**, **SV\_AE**, and **SV\_G**. The type-A and type-AE tables are defined within Personal Communications and Communications Server.

The format of a conversion table consists of 32 lines of 32 characters each. Each line represents 16 printable hexadecimal characters followed by a carriage return and line feed. The first 16 lines provide the information for ASCII-to-EBCDIC conversion. The second 16 lines provide the information for EBCDIC-to-ASCII conversion. The table must include all 32 lines.

When Personal Communications and Communications Server performs a conversion, it uses the numeric equivalent of each incoming character as a 0-origin index into the conversion table. This index specifies the table location containing the hexadecimal value of the converted character. For example, assume the 48th position in the table contains a value of X'F0'. Personal Communications and Communications Server converts incoming characters with a value of 48 (X'30') to a value of 240 (X'F0').

### Table A

Table A converts uppercase letters A through Z, numeric characters 0 through 9, and special characters \$, #, and @. The first character of the source string must be either an uppercase letter or one of the three special characters; if it is not, no conversion is done, and the **INVALID\_FIRST\_CHARACTER** secondary return code is returned. In the ASCII-to-EBCDIC direction, lowercase ASCII characters are converted to uppercase EBCDIC characters.

Trailing blanks (blanks at the end of the source string) are converted to blanks in both directions. In contrast, embedded blanks are converted to X'00'.



If any source character is converted to X'00', CONVERSION\_ERROR is returned. However, the entire conversion is completed.

#### Table AE

Table AE converts alphanumeric characters (A through Z, a through z, 0 through 9), special characters \$, #, and @, and the period (.). There are no restrictions on the first character of the string.

Trailing blanks (blanks at the end of the source string) are converted to blanks in either direction. In contrast, embedded blanks are converted to X'00'.

If any source character is converted to X'00', CONVERSION\_ERROR is returned. However, the entire conversion is completed.

#### Table G

You can use a G table to convert from any character to any other character (not just from ASCII to EBCDIC or EBCDIC to ASCII). However, you must specify ASCII\_TO\_EBCDIC on the **CONVERT** verb to use the top half of the table and specify EBCDIC\_TO\_ASCII to use the bottom half.

Personal Communications will look in the registry under

```
HKEY_LOCAL_MACHINE/SOFTWARE/IBM/Personal Communications /  
    CurrentVersion/COMTBLG
```

to get the full path name to the G table. Communications Server will look in the registry under

```
HKEY_LOCAL_MACHINE/SOFTWARE/IBM/Communications Server/  
    CurrentVersion/COMTBLG
```

to get the full path name to the G table. For 32-bit Windows NT clients, the location of the Table G path in the registry is:

```
HKEY_LOCAL_MACHINE/SOFTWARE/IBM/Comm.Server for NT SNA/Client/  
    CurrentVersion/COMTBLG
```

The other supplied parameters for the **CONVERT** verb are:

**length** The number of characters to be converted.

The length of the string must not extend beyond the segment size allocated for **source\_addr** or **target\_addr**.

**source\_addr**

The address of the character string converted.

**target\_addr address**

The address receiving the converted character string.

**Note:** If the application does not require preservation of the source string, it can specify the same variable for **source\_addr** and **target\_addr**.

The OK return code indicates that the **CONVERT** verb ran successfully.

The following shows the primary and secondary error return codes associated with the **CONVERT** verb and the location of the return code's description.

**primary\_rc**

SV\_PARAMETER\_CHECK

**secondary\_rc**

SV\_INVALID\_DIRECTION

SV\_TABLE\_ERROR

SV\_INVALID\_CHARACTER\_SET

SV\_INVALID\_FIRST\_CHARACTER  
SV\_CONVERSION\_ERROR  
SV\_INVALID\_DATA\_SEGMENT

**primary\_rc**

SV\_UNEXPECTED\_DOS\_ERROR

---

## Part 4. EHNAPPC API

<b>Chapter 18. EHNAPPC Application Program Interface</b>	281
Writing EHNAPPC Programs	281
EHNAPPC Routines	281
EHNAPPC_Allocate	281
Purpose	281
Procedure Declaration	281
Parameters	282
Return Codes	282
EHNAPPC_Confirm	282
Purpose	282
Procedure Declaration	282
Parameters	282
Return Codes	283
EHNAPPC_Confirmed	283
Purpose	283
Procedure Declaration	283
Parameters	283
Return Codes	283
EHNAPPC_Deallocate	283
Purpose	283
Procedure Declaration	283
Parameters	283
Return Codes	284
EHNAPPC_ExtendedAllocate	284
Purpose	284
Procedure Declaration	284
Parameters	284
Return Codes	285
EHNAPPC_Flush	285
Purpose	285
Procedure Declaration	285
Parameters	285
Return Codes	285
EHNAPPC_GetAttributes	285
Purpose	285
Procedure Declaration	285
Parameters	286
Return Codes	286
EHNAPPC_GetCapabilities	286
Purpose	286
Procedure Declaration	286
Parameters	286
Return Codes	286
EHNAPPC_GetDefaultSystem	287
Purpose	287
Procedure Declaration	287
Parameters	287
Return Codes	287
EHNAPPC_IsRouterLoaded	287
Purpose	287
Procedure Declaration	287
Parameters	287
Return Codes	287

EHNAPPC_PrepareToReceive . . . . .	287
Purpose . . . . .	287
Procedure Declaration . . . . .	287
Parameters . . . . .	288
Return Codes . . . . .	288
EHNAPPC_QueryConfiguredSystems . . . . .	288
Purpose . . . . .	288
Procedure Declaration . . . . .	288
Parameters . . . . .	288
Return Codes . . . . .	288
EHNAPPC_QueryConvState . . . . .	288
Purpose . . . . .	288
Procedure Declaration . . . . .	288
Parameters . . . . .	288
Return Codes . . . . .	289
EHNAPPC_QueryFullSystems . . . . .	289
Purpose . . . . .	289
Procedure Declaration . . . . .	289
Parameters . . . . .	289
Return Codes . . . . .	289
EHNAPPC_QueryUserid . . . . .	289
Purpose . . . . .	289
Procedure Declaration . . . . .	289
Parameters . . . . .	289
Return Codes . . . . .	290
EHNAPPC_QuerySystems. . . . .	290
Purpose . . . . .	290
Procedure Declaration . . . . .	290
Parameters . . . . .	290
Return Codes . . . . .	290
EHNAPPC_ReceiveAndWait . . . . .	290
Purpose . . . . .	290
Procedure Declaration . . . . .	290
Parameters . . . . .	290
Return Codes . . . . .	291
EHNAPPC_ReceiveImmediate . . . . .	291
Purpose . . . . .	291
Procedure Declaration . . . . .	291
Parameters . . . . .	291
Return Codes . . . . .	292
EHNAPPC_RemoteProgramStart . . . . .	292
Purpose . . . . .	292
Procedure Declaration . . . . .	292
Parameters . . . . .	292
Return Codes . . . . .	293
EHNAPPC_RqsToSend . . . . .	293
Purpose . . . . .	293
Procedure Declaration . . . . .	293
Parameters . . . . .	293
Return Codes . . . . .	293
EHNAPPC_SendData . . . . .	293
Purpose . . . . .	293
Procedure Declaration . . . . .	293
Parameters . . . . .	293
Return Codes . . . . .	294
EHNAPPC_SendError . . . . .	294

Purpose . . . . .	294
Procedure Declaration . . . . .	294
Parameters . . . . .	294
Return Codes . . . . .	294
EHNAPPC_StartHostProgram . . . . .	294
Purpose . . . . .	294
Procedure Declaration . . . . .	294
Parameters . . . . .	295
Return Codes . . . . .	295
EHNAPPC Structures . . . . .	295
AS400_SYS . . . . .	295
Purpose . . . . .	295
Procedure Declaration . . . . .	295
Parameters . . . . .	295
appctracap_hdr . . . . .	295
Purpose . . . . .	295
Procedure Declaration . . . . .	296
Parameters . . . . .	296
appctracap_mult. . . . .	296
Purpose . . . . .	296
Procedure Declaration . . . . .	296
Parameters . . . . .	296
appctracap_query . . . . .	296
Purpose . . . . .	296
Procedure Declaration . . . . .	296
Parameters . . . . .	297
Return Codes for the EHNAPPC API . . . . .	297
Running 16-Bit EHNAPPC Programs on Windows 95, Windows 98, and Windows NT . . . . .	298
<b>Chapter 19. Data Transform Windows Application Program Interface . . . . .</b>	<b>299</b>
Data Transform Windows API Routines . . . . .	299
EHNDT_ANSIToEBCDIC . . . . .	299
Purpose . . . . .	299
Procedure Declaration . . . . .	299
Parameters . . . . .	299
Return Codes . . . . .	300
EHNDT_ASCIIToEBCDIC . . . . .	300
Purpose . . . . .	300
Procedure Declaration . . . . .	300
Parameters . . . . .	300
Return Codes . . . . .	300
EHNDT_EBCDICToANSI . . . . .	300
Purpose . . . . .	300
Procedure Declaration . . . . .	301
Parameters . . . . .	301
Return Codes . . . . .	301
EHNDT_EBCDICToASCII . . . . .	301
Purpose . . . . .	301
Return Codes . . . . .	302



---

# Chapter 18. EHNAPPC Application Program Interface



This is only available on the Communications Server SNA API clients.

The EHNAPPC Communications API provides a method to write cooperative processing applications between personal computers and AS/400 systems. It insulates the programmer from low-level communications programming and hardware connectivity types. Application programmers need to write both the AS/400 and PC programs when using this API. Almost anything that can be accessed by the host application can be extended to the partner PC application. This API can be used for performance-critical applications.

This chapter describes the routines, data structures, and return codes that make up the 32-bit EHNAPPC API for the Windows NT, Windows 95, and Windows 98 Communications Server SNA API clients. Most of these functions are also available in the 16-bit API for Windows 3.1

---

## Writing EHNAPPC Programs

The table below shows source module usage of supplied header files and libraries needed to compile and link EHNAPPC programs.

Table 19. Header Files and Libraries for Operating Systems

Operating System	Header File	Library	DLL Name
WIN32	E32APPC.H	E32APPC.LIB	E32APPC.DLL
WIN3.1	EHNAPPC.H	EHNAPPC.LIB	EHNAPPC.DLL

\*WIN32 = Windows NT, Windows 95, and Windows 98

\*WIN3.1 = Windows 3.1

---

## EHNAPPC Routines

The following discussions of each client Windows API routine describe in detail:

- Purpose
- Procedure declaration
- Parameters
- Return codes

### EHNAPPC\_Allocate

#### Purpose

This function starts a conversation with a partner transaction program.

#### Procedure Declaration

```
#include <WINDOWS.H>
include "E32APPC.H"
extern int EHNAPPC_Allocate
HWND          hWnd,
unsigned      nBufferLength,
ConversationType  bType,
SyncLevelEnum  SynchLevel,
LPSTR        lpzLocationName,
```

```

LPSTR          1pszTpn,
int            nPipLength,
LPVOID         lpPipData,
LPDWORD       1pdwConversation);

```

## Parameters

**hWnd** identifies the current window of the application.

**bType** identifies the type of conversation to allocate. Possible values are:

```

EHNAPPC_BASIC (0)
EHNAPPC_MAPPED (1)

```

**bSynchLevel** identifies the synchronization level between the local and partner programs. Possible values are:

```

EHNAPPC_SYNCLEVELNONE (0)
EHNAPPC_SYNCLEVELCONFIRM (1)

```

**lpzLocationName** points to a null-terminated character string that specifies the host system name. If this pointer is set to NULL, the default system is used.

**lpzTpn** points to a null-terminated character string that specifies the partner program name. If the first character is less than 0x40, then ASCII-to-EBCDIC translation is not done.

**nPipLength** identifies the length of the program initialization parameters (PIP) data. If this variable is 0, no PIP data is sent.

**lpPipData** points to the PIP data. The PIP data must be in GDS format, and must be in EBCDIC.

**lpdwConversation** points to a doubleword variable that is used to return a handle to be used on subsequent calls. The handle is a unique value for each conversation.

## Return Codes

For return codes, see "Return Codes for the EHNAPPC API" on page 297

## EHNAPPC\_Confirm

### Purpose

This function requests a confirmation that all data sent so far has been received by the partner.

### Procedure Declaration

```

#include <WINDOWS.H>
#include "E32APPC.H"
extern int far pascal EHNAPPC_Confirm(
  HWND          hWnd,
  DWORD         dwConversation,
  LPBYTE        lpRequestToSendRcvd);

```

### Parameters

**hWnd** identifies the current window of the application.

**dwConversation** identifies the conversation handle returned from either EHNAPPC\_Allocate or EHNAPPC\_ExtendedAllocate.



**lpRequestToSendRcvd** points to a variable which is used to store whether the partner transaction program issued a REQUEST\_TO\_SEND verb. A value of TRUE indicates the partner transaction program issued a REQUEST\_TO\_SEND verb.

## Return Codes

For return codes, see “Return Codes for the EHNAPPC API” on page 297.

## EHNAPPC\_Confirmed

### Purpose

This function sends a confirmation to a partner that has requested confirmation.

### Procedure Declaration

```
#include <WINDOWS.H>
#include "E32APPC.H"
extern int far pascal EHNAPPC_Confirmed(
    HWND          hWnd,
    DWORD         dwConversation);
```

### Parameters

**hWnd** identifies the current window of the application.

**dwConversation** identifies the conversation handle returned from either EHNAPPC\_Allocate or EHNAPPC\_ExtendedAllocate.

### Return Codes

For return codes, see “Return Codes for the EHNAPPC API” on page 297.

## EHNAPPC\_Deallocate

### Purpose

This function deallocates an allocated conversation.

### Procedure Declaration

```
#include "E32APPC.H"
extern int far pascal EHNAPPC_Deallocate(
    HWND          hWnd,
    DWORD         dwConversation,
    DeallocateEnum bType);
```

### Parameters

**hWnd** identifies the current window of the application.

**dwConversation** identifies the conversation handle returned from either EHNAPPC\_Allocate or EHNAPPC\_ExtendedAllocate.

**bType** identifies the type of deallocation the client is to perform. Possible values are:

- EHNAPPC\_DEALLOCATESYNCLEVEL (0)
- EHNAPPC\_DEALLOCATEFLUSH (1)
- EHNAPPC\_DEALLOCATEABEND (2)

## Return Codes

For return codes, see “Return Codes for the EHNAPPC API” on page 297.

## EHNAPPC\_ExtendedAllocate

### Purpose

This function starts a conversation with a partner transaction program and may override the security or mode specifications.

### Procedure Declaration

```
#include <WINDOWS.H>
#include "E32APPC.H"
extern int EHNAPPC_ExtendedAllocate(
HWND          hWnd,
unsigned      nBufferLength,
ConversationType  bType,
SyncLevelEnum  bSynchLevel,
LPSTR        lpszLocationName,
LPSTR        lpszTpn,
LPSTR        lpszModeName,
SecurityType  bSecurityType,
LPSTR        lpszUserId,
LPSTR        lpszPassword,
in           nPipLength,
LPVOID       lpPipData,
LPDWORD      lpdwConversation);
```

### Parameters

**HWND** identifies the current window of the application.

**bType** identifies the type of conversation to allocate. Possible values are:

- EHNAPPC\_BASIC (0)
- EHNAPPC\_MAPPED (1)

**bSynchLevel** identifies the synchronization level between the local and partner programs. Possible values are:

- EHNAPPC\_SYNCLEVELNONE (0)
- EHNAPPC\_SYNCLEVELCONFIRM (1)

**lpszLocationName** points to a null-terminated character string that specifies the host system name. If this pointer is set to NULL, the default system is used.

**lpszTpn** points to a null-terminated character string that specifies the partner program name. If the first character is less than X'40', then ASCII-to-EBCDIC translation is not done.

**lpszModeName**. The following are the rules for naming a mode:

*Mode Names* are one to eight characters long. The first character of each part must be an uppercase alphabetic character ( A–Z ), or one of the special characters ( @, #, \$ ). The remaining characters can be uppercase alphabetic characters ( A–Z ), numerals ( 0–9 ), or special characters ( @, #, \$ ).

**bSecurityType** identifies the security type to use. Possible values are:

- EHNAPPC\_SECURITY\_NONE (0)
- EHNAPPC\_SECURITY\_SAME (1)

## EHNAPPC\_SECURITY\_PGM (2)

**lpszUserId** points to a null-terminated character string containing the user ID. The maximum length is 10 characters.

**lpszPassword** points to a null-terminated character string containing the password. The maximum length is 10 characters.

**nPipLength** identifies the length of the PIP data. If this variable is 0, no PIP data is sent.

**lpPipData** points to the PIP data. The PIP data must be in GDS format, and must be in EBCDIC.

**lpdwConversation** points to a doubleword variable which is used to return a handle to be used on subsequent calls.

### Return Codes

For return codes, see “Return Codes for the EHNAPPC API” on page 297.

## EHNAPPC\_Flush

### Purpose

This function causes the client to send any data it may have in its buffers.

### Procedure Declaration

```
#include <WINDOWS.H>
#include "E32APPC.H"
extern int EHNAPPC_Flush(
    HWND      hWnd,
    DWORD     dwConversation);
```

### Parameters

**hWnd** identifies the current window of the application.

**dwConversation** identifies the conversation handle returned from either EHNAPPC\_Allocate or EHNAPPC\_ExtendedAllocate.

### Return Codes

For return codes, see “Return Codes for the EHNAPPC API” on page 297.

## EHNAPPC\_GetAttributes

### Purpose

Returns attributes of the specified conversation, including the LU names of the local and partner transaction programs, the level of processing synchronization, and any user ID provided for security.

### Procedure Declaration

```
#include <WINDOWS.H>
#include "E32APPC.H"
extern unsigned EHNAPPC_GetAttributes(
    HWND      hWnd,
    DWORD     dwConversation,
    LPBYTE    lpSyncLevel,
```

```
LPSTR      lpszModeName,  
LPSTR      lpszLuName,  
LPSTR      lpszPluName,  
LPSTR      lpszUserId);
```

## Parameters

**hWnd** identifies the current window of the application.

**dwConversation** identifies the conversation handle returned by EHNAPPC\_Allocate or EHNAPPC\_Extended Allocate.

**lpbSyncLevel** points to a byte variable that is used to return the synchronization level.

**lpszModeName** points to a null-terminated character string that is used to return the 8- character mode name.

**lpszLuName** points to a null-terminated character string that is used to return the LU of the local transaction program.

**lpszPluName** points to a null-terminated character string that is used to return the name of the partner LU.

**lpszUserId** points to a null-terminated character string that is used to return the user ID that was used to establish this connection.

## Return Codes

For return codes, see “Return Codes for the EHNAPPC API” on page 297.

## EHNAPPC\_GetCapabilities

### Purpose

This function fills in a data structure indicating the capabilities of the client currently loaded.

### Procedure Declaration

```
#include <WINDOWS.H>  
#include "E32APPC.H"  
extern unsigned EHNAPPC_GetCapabilities(  
    HWND      hWnd,  
    LPSTR     lpList);
```

## Parameters

**hWnd** identifies the current window of the application.

**lpList** points to a capabilities list that is used to retrieve the capability information. A capabilities list consists of a header followed by a variable number of capability structures. On input, the list specifies the capabilities to be queried. On output, it contains the capability information.

**Note:** For additional structure information, see “appctracap\_hdr” on page 295, “appctracap\_mult” on page 296 and “appctracap\_query” on page 296.

## Return Codes

For return codes, see “Return Codes for the EHNAPPC API” on page 297.

## EHNAPPC\_GetDefaultSystem

### Purpose

This function returns the default system name that the client is connected to.

### Procedure Declaration

```
#include <WINDOWS.H>
#include "E32APPC.H"
extern unsigned pascal EHNAPPC_GetDefaultSystem(
    HWND    hWnd,
    LPSTR    lpszDefSysName);
```

### Parameters

**hWnd** identifies the current window of the application.

**lpszDefSysName** points to a character buffer that is used to return the default system name. The system name is stored in this buffer as a null-terminated character string.

### Return Codes

For return codes, see "Return Codes for the EHNAPPC API" on page 297.

## EHNAPPC\_IsRouterLoaded

### Purpose

This function determines whether or not the client router is loaded in memory.

### Procedure Declaration

```
#include <WINDOWS.H>
#include "E32APPC.H"
extern bool EHNAPPC_IsRouterLoaded(
    HWND    hWnd);
```

### Parameters

**hWnd** identifies the current window of the application.

### Return Codes

The return code is FALSE (0) if the Communications Server SNA client router is not loaded. Otherwise, the return value is TRUE (1).

## EHNAPPC\_PrepareToReceive

### Purpose

This function prepares the program to receive data. Using this function followed by EHNAPPC\_ReceiveImmediate is the same as using EHNAPPC\_ReceiveAndWait.

### Procedure Declaration

```
#include <WINDOWS.H>
#include "E32APPC.H"
extern int EHNAPPC_PrepareToReceive(
    HWND    hWnd,
    DWORD    dwConversation);
```

## Parameters

**hWnd** identifies the current window of the application.

**dwConversation** identifies the conversation handle returned from either `EHNAPPC_Allocate` or `EHNAPPC_ExtendedAllocate`.

## Return Codes

For return codes, see “Return Codes for the EHNAPPC API” on page 297.

## EHNAPPC\_QueryConfiguredSystems

### Purpose

This function returns the names of the systems configured on the communications server.

### Procedure Declaration

```
#include <WINDOWS.H>
#include "E32APPC.H"
extern unsigned EHNAPPC_QueryConfiguredSystems(
    HWND          hWnd,
    LPINT         lpSysCount,
    LPSYSSTRUC    lpSys);
```

### Parameters

**hWnd** identifies the current window of the application.

**lpSysCount** points to an integer variable which is used to return the number of systems connected.

**lpSys** points to an `AS400_Sys` structure that is used to return the names of the systems. The default system is the first system in the structure. For a description of the `AS400_Sys` structure, see “AS400\_SYS” on page 295.

### Return Codes

For return codes, see “Return Codes for the EHNAPPC API” on page 297.

## EHNAPPC\_QueryConvState

### Purpose

This function returns the state of the specified conversation.

### Procedure Declaration

```
#include <WINDOWS.H>
#include "E32APPC.H"
extern unsigned pascal EHNAPPC_QueryConvState(
    HWND          hWnd,
    DWORD         dwConversation);
```

### Parameters

**hWnd** identifies the current window of the application.

**dwConversation** identifies the conversation handle returned from either `EHNAPPC_Allocate` or `EHNAPPC_ExtendedAllocate`.

## Return Codes

The return value indicates the current state of the conversation. Possible values are:

- EHNAPPC\_RESET\_STATE (0)
- EHNAPPC\_SEND\_STATE (1)
- EHNAPPC\_RECEIVE\_STATE (2)
- EHNAPPC\_RCVD\_CONF\_STATE (3)
- EHNAPPC\_RCVD\_CONF\_SEND\_STATE (4)
- EHNAPPC\_RCVD\_CONF\_DEALL\_STATE (5)
- EHNAPPC\_PEND\_DEALLOCATE\_STATE (6)
- EHNAPPC\_INVALID\_STATE (7)

## EHNAPPC\_QueryFullSystems

### Purpose

This function returns the names and network names of the systems the client is connected to.

### Procedure Declaration

```
#include <WINDOWS.H>
#include "E32APPC.H"
extern unsigned EHNAPPC_QueryFullSystems(
    HWND          hWnd,
    LPINT         lpSysCount,
    LPFULSYSSTRUC lpSys);
```

### Parameters

**hWnd** identifies the current window of the application.

**lpSysCount** points to an integer variable which is used to return the number of systems connected.

**lpSys** points to an AS400\_Sys structure that is used to return the names of the systems.

### Return Codes

For return codes, see "Return Codes for the EHNAPPC API" on page 297.

## EHNAPPC\_QueryUserid

### Purpose

This function returns the user ID used to connect to the specified system.

### Procedure Declaration

```
#include <WINDOWS.H>
#include "E32APPC.H"
extern unsigned EHNAPPC_QueryUserId(
    HWND          hWnd,
    LPSTR         lpzLocationName,
    LPSTR         lpzUserId);
```

### Parameters

**hWnd** identifies the current window of the application.

**lpzLocationName** points to a null-terminated character string containing the system name to be queried. Specify NULL to query the user ID for the default system. **lpzUserId** points to a null-terminated character string that is used to return the user ID for the specified system.

## Return Codes

For return codes, see “Return Codes for the EHNAPPC API” on page 297.

## EHNAPPC\_QuerySystems

### Purpose

This function returns the names of the systems the client is connected to.

### Procedure Declaration

```
#include <WINDOWS.H>
#include "E32APPC.H"
extern unsigned EHNAPPC_QuerySystems(
    HWND          hWnd,
    LPINT         lpSysCount,
    LPSYSSTRUC   lpSys);
```

### Parameters

**hWnd** identifies the current window of the application.

**lpSysCount** points to an integer variable which is used to return the number of systems connected.

**lpSys** points to an AS400\_Sys structure that is used to return the names of the systems. The default system is the first system in the structure. For a description of the AS400\_Sys structure, see “AS400\_SYS” on page 295.

## Return Codes

For return codes, see “Return Codes for the EHNAPPC API” on page 297.

## EHNAPPC\_ReceiveAndWait

### Purpose

This function waits for information to arrive on the conversation, then receives the information.

### Procedure Declaration

```
#include "E32APPC.H"
extern int EHNAPPC_ReceiveAndWait(
    HWND          hWnd,
    DWORD         dwConversation,
    FillEnum      bFill,
    int           nMaxLength,
    LPVOID        lpReceiveData,
    LPBYTE        lpWhatReceived,
    LPBYTE        lpRequestToSendRcvd,
    LPWORD        lpReceiveDataLength );
```

### Parameters

**hWnd** identifies the current window of the application.



**dwConversation** identifies the conversation handle returned from either EHNAPPC\_Allocate or EHNAPPC\_ExtendedAllocate.

**bFill** indicates the form in which the program is to receive data. Possible values are:

EHNAPPC\_BUFFER (0) (fill the buffer)

EHNAPPC\_LL (1) (receive a complete or truncated logical record)

**nMaxLength** indicates the largest amount of data that can be accepted.

**lpReceiveData** points to a buffer where the data is to be received.

**lpWhatReceived** indicates what has been received by the client. Possible values are:

EHNAPPC\_DATA (0)

EHNAPPC\_DATACOMPLETE (1)

EHNAPPC\_DATAINCOMPLETE (2)

EHNAPPC\_RECEIVEDCONFIRM (3)

EHNAPPC\_RECEIVEDCONFIRMSEND(4)

EHNAPPC\_RECEIVEDCONFIRMDEALLOC(5)

EHNAPPC\_RECEIVEDSEND (6)

**lpRequestToSendRcvd** points to a variable that is used to store whether the partner transaction program issued a REQUEST\_TO\_SEND verb. A value of TRUE (1) indicates the partner transaction program issued a REQUEST\_TO\_SEND verb.

**lpReceiveDataLength** points to a variable that is used to return the amount of data received by the client.

## Return Codes

For return codes, see "Return Codes for the EHNAPPC API" on page 297.

## EHNAPPC\_ReceiveImmediate

### Purpose

This function checks to see if something has been received. If so, the data is returned.

### Procedure Declaration

```
#include <WINDOWS.H>
#include "E32APPC.H"
extern int EHNAPPC_ReceiveImmediate(
    HWND          hWnd,
    DWORD         dwConversation,
    FillEnum      bFill,
    int           nMaxLength,
    LPVOID        lpReceiveData,
    LPBYTE        lpWhatReceived,
    LPBYTE        lpRequestToSendRcvd,
    LPWORD        lpReceiveDataLength );
```

### Parameters

**hWnd** identifies the current window of the application.

**dwConversation** identifies the conversation handle returned from either EHNAPPC\_Allocate or EHNAPPC\_ExtendedAllocate.

**lpFill** indicates the form in which the program is to receive data. Possible values are:

EHNAPPC\_BUFFER (0) (fill the buffer)

EHNAPPC\_LL (1) (receive a complete or truncated logical record)

**nMaxLength** indicates the largest amount of data that can be accepted.

**lpReceiveData** points to a buffer where the data is to be received.

**lpWhatReceived** identifies what has been received by the client. Possible values are:

EHNAPPC\_DATA (0)

EHNAPPC\_DATACOMPLETE (1)

EHNAPPC\_DATAINCOMPLETE (2)

EHNAPPC\_RECEIVEDCONFIRM (3)

EHNAPPC\_RECEIVEDCONFIRMSEND (4)

EHNAPPC\_RECEIVEDCONFIRMDEALLOC (5)

EHNAPPC\_RECEIVEDSEND (6)

**lpRequestToSendRcvd** points to a variable which is used to store whether the partner transaction program issued a REQUEST\_TO\_SEND verb. A value of TRUE (1) indicates the partner transaction program issued a REQUEST\_TO\_SEND verb.

**lpReceiveDataLength** points to a variable that is used to return the amount of data received by the client.

## Return Codes

For return codes, see "Return Codes for the EHNAPPC API" on page 297.

## EHNAPPC\_RemoteProgramStart

### Purpose

This function allows Windows applications to start a program on a remote AS/400 system.

### Procedure Declaration

```
#include <WINDOWS.H>
#include "E32APPC.H"
extern word EHNAPPC_RemoteProgramStart(
    HWND          hWnd,
    LPSTR         lpszHostSystemName,
    LPSTR         lpszHostProgramName,
    LPSTR         lpszHostLibraryName,
    char FAR     *lpchPipData,
    WORD          wPipDataLength);
```

### Parameters

**hWnd** identifies the current window of the application.

**lpszHostSystemName** points to a null-terminated character string that contains the name of the remote system. The maximum length of this string is 8 characters. If this pointer is null, the default system name is used.

**lpszHostProgramName** points to a null-terminated character string that contains the name of the host program to be started.

**lpszHostLibraryName** points to a null-terminated character string that contains the library path of the host program. If this pointer is null, the library list of the user is searched.

**lpchPipData** points to the program initialization parameter (PIP) data area for the host program. If this pointer is null, no PIP data is sent.

**wPipDataLength** contains the length of the PIP data.

## Return Codes

For return codes, see “Return Codes for the EHNAPPC API” on page 297.

## EHNAPPC\_RqsToSend

### Purpose

This function requests that the partner give up control of the conversation. The client places the conversation in send state when the local transaction program subsequently receives EHNAPPC\_RECEIVEDSEND (6) in the lpWhatReceived parameter of a Receive verb from the partner transaction program.

### Procedure Declaration

```
#include <WINDOWS.H>
#include "E32APPC.H"
extern int EHNAPPC_RqsToSend(
    HWND     hWnd,
    DWORD    dwConversation);
```

### Parameters

**hWnd** identifies the current window of the application.

**dwConversation** identifies the conversation handle returned from either EHNAPPC\_Allocate or EHNAPPC\_ExtendedAllocate.

### Return Codes

For return codes, see “Return Codes for the EHNAPPC API” on page 297.

## EHNAPPC\_SendData

### Purpose

This function sends data to the partner transaction program.

### Procedure Declaration

```
#include <WINDOWS.H>
#include "E32APPC.H"
extern int EHNAPPC_SendData(
    HWND     hWnd,
    DWORD    dwConversation,
    int      nSendDataLength,
    LPVOID   lpSendDataBuffer,
    LPBYTE   lpRequestToSendRcvd);
```

### Parameters

**hWnd** identifies the current window of the application.

**dwConversation** identifies the conversation handle returned from either EHNAPPC\_Allocate or EHNAPPC\_ExtendedAllocate.

**nSendDataLength** identifies the length of the data in the send buffer.

**lpSendDataBuffer** identifies the address of the send buffer.

**lpRequestToSendRcvd** points to a variable that is used to store whether the partner transaction program issued a REQUEST\_TO\_SEND verb. A value of TRUE indicates the partner transaction program issued a REQUEST\_TO\_SEND verb.

## Return Codes

For return codes, see "Return Codes for the EHNAPPC API" on page 297.

## EHNAPPC\_SendError

### Purpose

This function indicates to the partner transaction program that some error has been found. After using this function, the local program is in receive state.

### Procedure Declaration

```
#include <WINDOWS.H>
#include "E32APPC.H"
extern int EHNAPPC_SendError(
    HWND      hWnd,
    DWORD     dwConversation,
    LPBYTE    lpRequestToSendRcvd);
```

### Parameters

**hWnd** identifies the current window of the application.

**dwConversation** identifies the conversation handle returned from either EHNAPPC\_Allocate or EHNAPPC\_ExtendedAllocate.

**lpRequestToSendRcvd** points to a variable that is used to store whether the partner transaction program issued a REQUEST\_TO\_SEND verb. A value of TRUE indicates the partner transaction program issued a REQUEST\_TO\_SEND verb.

### Return Codes

For return codes, see "Return Codes for the EHNAPPC API" on page 297.

## EHNAPPC\_StartHostProgram

### Purpose

This function allows Windows applications to start a program on a remote AS/400 system, leaving the conversation active allowing the application to confirm the host program is running. The application will have to use the EHNAPPC\_Deallocate function to end the conversation.

### Procedure Declaration

```
#include <WINDOWS.H>
#include "E32APPC.H"
extern word EHNAPPC_RemoteProgramStart(
    HWND      hWnd,
```

```

LPSTR    lpszHostSystemName,
LPSTR    lpszHostProgramName,
LPSTR    lpszHostLibraryName,
char FAR *lpchPipData,
WORD     wPipDataLength);

```

## Parameters

**hWnd** identifies the current window of the application.

**lpszHostSystemName** points to a null-terminated character string that contains the name of the remote system. The maximum length of this string is 8 characters. If this pointer is null, the default system name is used.

**lpszHostProgramName** points to a null-terminated character string that contains the name of the host program to be started.

**lpszHostLibraryName** points to a null-terminated character string that contains the library path of the host program. If this pointer is null, the library list of the user is searched.

**lpchPipData** points to the program initialization parameter (PIP) data area for the host program. If this pointer is null, no PIP data is sent.

**wPipDataLength** contains the length of the PIP data.

## Return Codes

For return codes, see “Return Codes for the EHNAPPC API” on page 297.

## EHNAPPC Structures

### AS400\_SYS

#### Purpose

This structure is used to store the names of the systems the client is connected to.

#### Procedure Declaration

```

struct AS400_sys
(
    unsigned char EHNAPPC_SysName[EHNAPPC_MAX_SYSTEMS|
        EHNAPPC_SYSNAME_SYSNAME_LENGTH];
);

```

#### Parameters

**EHNAPPC\_SysName** is used to store the name of a connected system. System names are returned as null-terminated strings. The first system returned in the array is the default system (EHNAPPC\_MAX\_SYSTEMS = 32 and EHNAPPC\_SYSNAME\_SYSNAME\_LENGTH = 10).

### appcrtcap\_hdr

#### Purpose

This is the structure of the client capability list header.

## Procedure Declaration

```
struct appctrtrcap_hdr
(
    unsigned char rc;
    unsigned char opcode;
    unsigned int length;
);
```

## Parameters

**rc** is used to store the overall return code of the capabilities request.

**opcode** signals the get capabilities request. Its value must be EHNAPPC\_OC\_CAPABILITIES (0x17).

**length** identifies the length of the entire capabilities list. The length includes the size of the header plus the size of each capability structure.

## appctrtrcap\_mult

### Purpose

This is the capability structure used to determine the optimal communications buffer multiplier.

## Procedure Declaration

```
struct appctrtrcap_mult
(
    unsigned int length;
    unsigned char identifier;
    unsigned char rc;
    unsigned int data;
);
```

## Parameters

**length** identifies the length of this capability structure.

**identifier** signals the optimal communications buffer multiplier. Its value must be EHNAPPC\_CAP\_OPTIMAL\_COM\_SIZE (X'02').

**rc** is used to store the return code of this capability request.

**data** is used to return the optimal communications buffer multiplier.

## appctrtrcap\_query

### Purpose

This is the capability structure used to query if the client supports the specified capability.

## Procedure Declaration

```
struct appctrtrcap_query
(
    unsigned int length;
    unsigned char identifier;
    unsigned char rc;
    unsigned char data;
);
```

## Parameters

**length** identifies the length of this capabilities structure.

**identifier** identifies the function to be queried. Possible values are:

EHNAPPC\_CAP\_QUERY\_CONV\_STATE (3)

EHNAPPC\_CAP\_EXT\_ALLOCATE (4)

**rc** is used to store the return code of this capability request.

**data** is used to return whether or not the specified function is supported.

---

## Return Codes for the EHNAPPC API

Functions in the client Windows API use the following return code constants defined in E32APPC.H.

Table 20. Return Codes

Return Code	Hex Value	Description
EHNAPPC_OK	0	Command completed successfully
ENHAPPC_DEALLOCNORMAL	1	Deallocation normal.
ENHAPPC_PROGRAMMERNOTRUNCATION	2	Program error; no truncation.
ENHAPPC_PROGRAMMERTRUNCATION	3	Program error; truncation.
ENHAPPC_PROGRAMMERPURGING	4	Program error; purging.
ENHAPPC_RESOURCEFAILURETRY	5	Resource failure retry.
ENHAPPC_RESOURCEFAILURENORETRY	6	Resource failure no retry.
ENHAPPC_UNSUCCESSFUL	7	Unsuccessful.
ENHAPPC_APPCBUSY	8	APPC busy.
ENHAPPC_PARMCHKINVALIDVERB	14	Parameter check; incorrect verb.
ENHAPPC_PARMCHKINVALIDCONVERID	15	Parameter check; incorrect conversation ID.
ENHAPPC_PARMCHKBUFFERCROSSEG	16	Parameter check; buffer crossed segment.
ENHAPPC_PARMCHKTPNAMELENGTH	17	Parameter check; transaction program name length.
ENHAPPC_PARMCHKINVCONVERTYPE	18	Parameter check; incorrect conversation type.
ENHAPPC_PARMCHKBADSYNCLVLALLOC	19	Parameter check; bad synchronization level allocate.
ENHAPPC_PARMCHKBADRETURNCTRL	1A	Parameter check; bad return control.
ENHAPPC_PARMCHKPIPTOOLONG	1B	Parameter check: PIP data too long.
ENHAPPC_PARMCHKBADPARTNERNAME	1C	Parameter check; bad partner name.
ENHAPPC_PARMCHKCONFNOTALLOWED	1D	Parameter check; confirm not allowed.
ENHAPPC_PARMCHKBADDEALLOCATYPE	1E	Parameter check; bad deallocation type.
ENHAPPC_PARMCHKPREPTORCVTYPE	1F	Parameter check; prepare to receive type.
ENHAPPC_PARMCHKBADFILLTYPE	20	Parameter check; bad fill type.
ENHAPPC_PARMCHKRECMAXLEN	21	Parameter check; receive maximum length.
ENHAPPC_PARMCHKUNKNOWNSECTYPE	22	Parameter check; reserved field not zero.
ENHAPPC_PARMCHKRESFLDNOTZERO	23	Parameter check; reserved field not zero.

Table 20. Return Codes (continued)

Return Code	Hex Value	Description
ENHAPPC_STATECHKNOTINCONFSTAT	28	State check; not in confirmed state.
ENHAPPC_STATECHKNOTINRECEIVE	29	State check; not in receive.
ENAHAPPC_STATECHKREQSNDBADSTATN	2A	State check; request to send bad state.
ENHAPPC_STATECHKSENDINBADSTATE	2B	State check; send in bad state.
ENHAPPC_STATECHKSENDERBADSTAT	2C	State check; send error bad state.
ENHAPPC_ALLOCERRNORETRY	32	Allocation error; no retry.
ENHAPPC_ALLOCERRRETRY	33	Allocation error; retry.
ENHAPPC_ALLOCERROGMNOTAVAILNR	34	Allocation error; program not available no retry.
ENHAPPC_ALLOCERRTPNNOTRECOG	35	Allocation error; transaction program name not recognized.
ENHAPPC_ALLOCERRPGMNOTAVAILR	36	Allocation error; program no available retry.
ENHAPPC_ALLOCERRSECNOTVALID	37	Allocation error; security not valid.
ENHAPPC_ALLOCERRCONVTYP	38	Allocation error; conversation type mismatch.
ENHAPPC_ALLOCERRPIPNOTALLOWED	39	Allocation error; PIP data not allowed.
ENHAPPC_ALLOCERRPIPNOTCORRECT	3A	Allocation error; PIP data not correct.
ENHAPPC_ALLOCERRSYNCHLEVEL	3B	Allocation error; synchronization level not supported.
ENHAPPC_DEALLOCABENDPROGRAM	46	Deallocation abend program.
ENHAPPC_INSUFFICIENTMEMORY	47	Insufficient memory.
ENHAPPC_MEMORYALLOCERROR	47	Memory allocation error.
ENHAPPC_MEMORYALLCERROR	48	Memory allocation error.
ENHAPPC_TOOMANYCONVERSATIONS	4A	Too many conversations.
ENHAPPC_CONVTABLEFULL	4B	Conversion table full.
ENHAPPC_CLIENTNOTINSTALLED	4C	Client not installed
ENHAPPC_CLIENTWRONGLEVEL	4C	Client at wrong level.
ENHAPPC_PCSWINNOTLOADED	4D	PSWIN not loaded.
ENHAPPC_PCSWINOUTOFMEMORY	4E	PCSWIN out of memory.
ENHAPPC_INVALIDUSERIDLEN	4F	Incorrect user ID length.
ENHAPPC_INVALIDPASSWORDLEN	50	Incorrect password length.
ENHAPPC_INVALIDUNAME	51	Incorrect LU length.
ENHAPPC_UNDEFINED	63	Undefined.

## Running 16-Bit EHNAPPC Programs on Windows 95, Windows 98, and Windows NT

Communications Server SNA API Windows 95, Windows 98, and Windows NT clients provide the capability of running your existing 16-bit EHNAPPC programs on Windows 95, Windows 98, and Windows NT. To do so, start the program EHNAPPCD from your Communications Server SNA API client subdirectory before you start any of your 16-bit EHNAPPC applications. This program provides the necessary thinking to the 32-bit E32APPC.DLL.



---

## Chapter 19. Data Transform Windows Application Program Interface



This is only available on the Communications Server SNA API clients.

The data transform API provides the capability to convert data between AS/400 and PC formats. Translation may be needed when sending and receiving data to and from the AS/400. The data transform API supports conversion of text and numerous numeric formats.

This chapter describes the individual routines and return codes that make up the data transform API.

---

### Data Transform Windows API Routines

The following discussions of each data transform API routine describe in detail:

- Purpose
- Procedure declaration
- Parameters
- Return codes

#### EHNDT\_ANSIToEBCDIC

##### Purpose

This function translates a string from the Windows ANSI code page to EBCDIC. The router must be loaded so that this routine can access the ASCII-to-EBCDIC translation table.

If the target string is not large enough to contain the translated string, the translation stops at the end of the target string. If the target string is larger than required, it is filled with blanks to the end of the string.

##### Procedure Declaration

```
#include <WINDOWS.H>
#include "E32APPC.H"
extern unsigned int EHNDT_ANSIToEBCDIC(
    HWND          hWnd,
    LPSTR         lpsSource,
    LPSTR         lpsTarget,
    unsigned int  wSource,
    LPWORD        lpwTarget );
```

##### Parameters

**hWnd** identifies the current window of the application.

**lpsSource** points to the source (ANSI) string to convert.

**lpsTarget** points to the target (translated) string. **wSource** identifies the length of the source string in bytes.

**lpwTarget** points to a word variable containing the size of the target buffer. This variable will be updated with the total number of translated characters in the target buffer.

## Return Codes

If the function is successful, `EHNDR_SUCCESS` (X'0000') is returned. If the router is not loaded, `EHNDR_A2E_TABLE_NOT_FOUND` (X'FFFC') is returned. If an error occurs while attempting to allocate a temporary buffer, `EHNDR_MEMALLOC`(X'FFFF') is returned. If incorrect data is found during translation, the return code is the location of the first untranslated character plus one.

## EHNDR\_ASCIItoEBCDIC

### Purpose

This function translates a string from ASCII to EBCDIC. The router must be loaded so that this routine can access the ASCII-to-EBCDIC translation table. If the target string is not large enough to contain the translated string, the translation stops at the end of the target string. If the target string is larger than required, it is blank filled to the end of the string.

### Procedure Declaration

```
#include <WINDOWS.H>
#include "E32APPC.H"
extern unsigned int EHNDR_ASCIItoEBCDIC(
    HWND          hWnd,
    LPSTR         lpTarget,
    LPSTR         lpSource,
    unsigned int  wSource,
    LPWORD        lpwTarget );
```

### Parameters

**hWnd** identifies the current window of the application.

**lpTarget** points to the target (translated) string.

**lpSource** points to the source (ASCII) string to convert.

**wSource** identifies the length of the source string in bytes.

**lpwTarget** points to a word variable containing the size of the target buffer. This variable will be updated with the total number of translated characters in the target buffer.

### Return Codes

If the function is successful, `EHNDR_SUCCESS` (X'0000') is returned. If the router is not loaded, `EHNDR_A2E_TABLE_NOT_FOUND` (X'FFFC') is returned.

If incorrect data is found during translation, the return code is the location of the first untranslated character plus one.

## EHNDR\_EBCDICToANSI

### Purpose

This function converts a string from EBCDIC to the Windows ANSI code page. The router must be loaded so that this routine can access the ASCII-to-EBCDIC translation table.

If the target string is not large enough to contain the translated string, the translation stops at the end of the target string. If the target string is larger than required, it is blank filled to the end of the string.

## Procedure Declaration

```
#include <WINDOWS.H>
#include "E32APPC.H"
extern unsigned int EHNDT_EBCDICToANSI(
    HWND          hWnd,
    LPSTR         lpsTarget,
    LPSTR         lpsSource,
    unsigned int  wSource,
    LPWORD        lpwTarget ); :
```

## Parameters

**hWnd** identifies the current window of the application.

**lpsTarget** points to the target (translated) string

**lpsSource** points to the source (EBCDIC) string to convert.

**wSource** identifies the length of the source string in bytes

**lpwTarget** points to a word variable containing the size of the target buffer. This variable will be updated with the total number of translated characters in the target buffer.

## Return Codes

If the function is successful, EHNDT\_SUCCESS ('0000') is returned. If the router is not loaded, EHNDT\_E2A\_TABLE\_.NOT\_FOUND ('FFFC') is returned. If incorrect data is found during translation, the return code is the location of the first untranslated character plus one.

## EHNDT\_EBCDICToASCII

### Purpose

This function converts a string from EBCDIC to ASCII. The router must be loaded so that this routine can access the ASCII-to-EBCDIC translation table.

If the target string is not large enough to contain the translated string, the translation stops at the end of the target string. If the target string is larger than required, it is blank filled to the end of the string.

### Procedure Declaration

```
#include <WINDOWS.H>
#include "E32APPC.H"
extern unsigned int EHNDT_EBCDICToASCII(
    HWND          hWnd,
    LPSTR         lpsTarget,
    LPSTR         lpsSource,
    unsigned int  wSource,
    LPWORD        lpwTarget ); :
```

### Parameters

**hWnd** identifies the current window of the application.

**lpsTarget** points to the target (translated) string.

**lpsSource** points to the source (EBCDIC) string to convert.

**wSource** identifies the length of the source string in bytes.

**lpwTarget** points to a word variable containing the size of the target buffer. This variable will be updated with the total number of translated characters in the target buffer.

### **Return Codes**

If the function is successful, EHNDT\_SUCCESS ('0000') is returned. If the router is not loaded, EHNDT\_E2A\_TABLE\_NOT\_FOUND ('FFFC') is returned. If incorrect data is found during translation, the return code is the location of the first untranslated character plus one.

---

## Part 5. Java Programming Interfaces

<b>Chapter 20. Introduction to the Host Access Class Library for Java</b> . . . . .	305
What Is ECL? . . . . .	305
ECL Concepts . . . . .	306
Sessions . . . . .	306
Container Objects . . . . .	306
List Objects . . . . .	306
Events . . . . .	306
Error Handling . . . . .	307
Addressing (Rows, Columns, Positions) . . . . .	307
Installing ECL on the Communications Server for NT Server . . . . .	307
Installing ECL on the Communications Server for NT 32-Bit Windows Client . . . . .	308
Setting the Classpath. . . . .	309
ECL Codepage Converters . . . . .	309
ECL Samples . . . . .	309
Host Launchpad Sample . . . . .	309
Miscellaneous Samples . . . . .	311
<b>Chapter 21. Using CPIC-C for Java</b> . . . . .	313
What is CPI-C for Java? . . . . .	313
Installing CPI-C for Java . . . . .	313
CPI-C for Java Samples . . . . .	314
Client Sample . . . . .	314
Server Sample . . . . .	316



---

## Chapter 20. Introduction to the Host Access Class Library for Java

This chapter describes the IBM eNetwork Host Access Class Library (ECL) for Java as it relates to 3270 and 5250 applications, including:

- A brief overview of the structure of ECL for Java
- What is installed for ECL
- What samples are available and how they work

**Note:** The acronym HACL is also used to describe the eNetwork Host Access Class Library. In this book, ECL is the preferred acronym.

---

### What Is ECL?

The ECL for Java is a set of classes and methods that allow application programmers to access host applications at the 3270 and 5250 data stream levels easily and quickly. ECL implements the core host access function in a complete class model that is independent of any graphical display and only requires a Java-enabled browser or comparable Java environment to operate.

The class library represents a complete object-oriented abstraction of a host connection, including:

- Reading and writing the host presentation space (screen)
- Enumerating the fields in the presentation space
- Reading the operator information area (OIA) for status information
- Transferring files
- Performing asynchronous notification of significant events

Application programmers can write Java applets that manipulate data from the data stream presentation space (such as 3270 and 5250) without requiring applets to reside on these machines. The presentation space represents an imaginary terminal screen that contains both data and associated attributes presented by host applications. After an interaction is complete, the applet can switch to other tasks or simply close the session. The transaction can be completed without ever showing host screens.

ECL Java applets can:

- Open a session to the host
- Wait for incoming host data
- Get specific strings from the imaginary screen
- Get associated attributes of the strings
- Set new string values
- Send data stream function keys back to the host
- Wait for the next host session

ECL is a significant improvement over client-specific, screen scraping application programming interfaces like EHLLAPI in several ways, such as:

- ECL is platform independent
- ECL operates directly on the data stream rather than on the interpreted emulator screen. This eliminates the overhead of interpreting and displaying the datastream in a visual window.
- ECL does not require emulator software running on the local workstation, reducing dependencies on platform-specific screen formats and keyboard layouts.

- ECL is downloadable and executable on client workstations using standard Web and Java technology. This provides significant maintenance and resource savings.

## ECL Concepts

The following sections describe several essential concepts of the ECL. Understanding these concepts will aid you in making effective use of the library.

### Sessions

In the context of the ECL, a session object (ECLSession) encapsulates the connection to the host and the characteristics of that connection. A session object also serves as a container for the other session-specific objects: ECLPS (presentation space), ECLOIA (operator information area), and ECLXfer (file transfer).

A session object has no associated graphical user interface (GUI). In other words, creating an instance of ECLSession does not cause an emulator screen to display.

### Container Objects

Several of the ECL classes act as containers of other objects. The ECLSession object contains an instance of the ECLPS, ECLOIA, and ECLXfer objects. Containers provide methods to return a pointer to the contained object. The ECLSession object has a GetOIA method, which returns a pointer to an OIA object. Contained objects are not implemented as public members of the container's class but, rather, are accessed only through ECL methods.

### List Objects

Several ECL classes provide list iteration capabilities. For example, the ECLConnList class manages the list of connections. ECL list classes are not asynchronously updated to reflect changes in the list content. The application must explicitly call the Refresh method to update the contents of a list. This allows an application to iterate a list without concern that the list may change during the iteration.

### Events

The ECL provides the capability of asynchronous notification of certain events. An application can choose to be notified when specific events occur. For example, the application can be notified when the status of a connection to a host changes. Currently the ECL supports notification for the following events:

*Table 21. Header Files and Libraries for APPC*

Events	Interface Used to Capture Events
Communications connect and disconnect	ECLCommNotify
Presentation space updates	ECLPSNotify
Operator Information Area (OIA) updates	ECLOIANotify

Event notification is defined by the respective ECL Notify interfaces. A separate interface exists for each event type. To be notified of an event, the application must define and create an object which implements the interface for the event type requiring notification. That object must then be registered by calling the appropriate ECL registration function. Once an application object is registered, its NotifyEvent method is called whenever an event occurs.

**Note:** The application's NotifyEvent method is called asynchronously on a separate thread of execution. Therefore, the NotifyEvent method should be entered again. Appropriate locking or synchronization should be used if application resources are accessed.



## Error Handling

In general, the ECL indicates errors to the application by the throwing `ECLerr` objects. To catch errors, the application should enclose calls to the ECL objects in a try/catch block such as:

```
try {
    int pos = ps.ConvertRowColToPos(row, col);

    //...possibly more references to ECL objects...

} catch (ECLerr err) {
    System.out.println("ECL Error! " + err.GetMsgText());
}
```

When an ECL error is detected, the application can call methods of the `ECLerr` object to determine the exact cause of the error. The `ECLerr` object can also be called to construct a complete language-sensitive error message.

## Addressing (Rows, Columns, Positions)

The ECL provides two ways of addressing points (character positions) in the host presentation space. The application can address characters by row/column numbers, or by a single linear position value. Presentation space addressing is always 1-based (not zero-based) irrespective of the addressing scheme.

The row and column addressing scheme is useful for applications that relate directly to the physical screen presentation of the host data. The rectangular coordinate system (with row 1, column 1 in the upper left corner) is a natural way to address points on the screen. The linear positional addressing method (with position 1 in the upper left corner, progressing from left to right, top to bottom) is useful for applications that view the entire presentation space as a single array of data elements or for applications ported from the EHLAPI interface.

In general, the different addressing schemes are chosen by calling different signatures for the same methods. For example, to move the host cursor to a given screen coordinate, the application can call the `ECLPS::SetCursorPos` method in one of two signatures:

```
ps.SetCursorPos(81);
ps.SetCursorPos(2, 1);
```

These statements have the same effect if the host screen is configured for 80 columns per row. This example also points out a subtle difference in the addressing schemes. The linear position method can yield unexpected results if the application makes assumptions about the number of characters per row of the presentation space. For example, the first line of code in the example would put the cursor at column 81 of row 1 in a presentation space configured for 132 columns. The second line of code would put the cursor at row 2, column 1 irrespective of the presentation space configuration.

---

## Installing ECL on the Communications Server for NT Server



This is only available on Communications Server for Windows NT.

After you have inserted the Communications Server for Windows NT 4.0 CD-ROM and followed the steps in the interface, you will be prompted to click on **Setup** to begin the installation of the InstallShield\*\* Wizard. Once installed, the wizard will guide you through the rest of the installation procedures. Upon completion of the installation of the wizard, a Welcome to IBM Communications Server window appears. Click on **Next** to continue. The next series of panels will prompt you to choose the setup type, the drive

and directory where you want to install Communications Server, the FTP directory for anonymous access for IBM Files On-Demand, and the drive and directory where you want to install the ECL class files.

This install provides the ability to access ECL Java class files from an applet residing on the server, or to access ECL Java class files from a Java Application residing on the server, ECL codepage converters, the documentation for ECL, and sample Java applets and Java applications. (You do not need to install ECL on the server in order to run as a Java application on the client.)

The following describes the ECL parts and their definitions:

IBMCS\ecl101.jar	This file is used to run ECL Java applets and applications from the server.
IBMCS\*.class	These files can be installed in a user-defined directory for server access or web-based access.
IBMCS\ECL\ZIP*.zip	The ECL class files in zip format. These are installed to allow for easy access to all the ECL class files. The code page converters, explained later, are in the file ecl101n.zip.
\IBMCS\SDK\JAVA\ECL\DOC\*.*	The on-line, HTML format, ECL documentation. The documentation is formatted to be accessed by a web-browser. It is recommended that you start at the file called "ECLReference.html".
\IBMCS\SDK\JAVA\ECL\SAMPLES\*.*	Sample programs which are explained later.
\IBMCS\jre\*.*	Java Runtime Environment that is compatible with the ECL files installed on the server.

---

## Installing ECL on the Communications Server for NT 32-Bit Windows Client



This is only available for Communications Server Windows NT and Windows 95 and Windows 98 SNA API clients.

If the ECL is installed on the client via the Typical or Custom client install option, ecl101.jar is installed along with a Java Runtime Environment (jre) in the CSNT client directory (for example, CNSTAPI). This enables an ECL Java application to access the ECL Java classes located in the ecl101.jar file. ECL is not a complete application by itself. A Java application must be written which uses the ECL Java classes to perform a desired set of functions. The client install of ECL provides the level of functionality needed to run user-written ECL Java applications. No additional ECL code needs to be installed on the server.

Due to size constraints, the ecl101.jar file contains only the English codepage. Other codepage converter classes can be obtained from the zip file, ecl101n.zip, installed on the server. Complete ECL documentation, sample Java applets and Java applications, and the ability to run Java applets with ECL, can also be installed on the server.

## Setting the Classpath

When running a Java application or Java applet, set the environment variable **classpath** equal to the full pathname of the location of the Java classes needed to run the application or applet. For instance, if an ECL Java application is written and copied into the SNA API client subdirectory (for example, C:\CSNTAPI), then:

- The **classpath** should be set to:

```
C:\CSNTAPI;C:\CSNTAPI\ec1101.jar
```

- The command line should be:

```
set classpath=C:\CSNTAPI;C:\CSNTAPI\ec1101.jar
```

If you are using the Java Runtime Environment (JRE), then the **classpath** environment variable is not used, but the path to the Java classes can be specified with the **cp** option when the JRE is invoked.

## ECL Codepage Converters

ECL codepage converters support multiple languages. Due to size constraints, the ec1101.jar file and the ec1101.zip file contain only the English codepage. Other codepage converter classes can be obtained from the file, ec1101n.zip, installed on the server. The file can be unzipped, and the codepage converter files can be found. These files can be copied to the machine running the Java application or they can be combined with the files in ec1101.jar/zip to make a new jar/zip file. Be careful to preserve the Classpath (com\ibm...) where the files are located.

In order to reduce the size of an ECL application or applet, you should copy only those converter class files needed by the application or applet. Information on implementing the codepage converter classes is described in the ECL documentation.

---

## ECL Samples

The following sections describe the Host Launchpad sample and miscellaneous samples installed in the **IBMCS\SDK\JAVA\ECL\SAMPLES** subdirectory.

### Host Launchpad Sample

The Host Launchpad sample, installed in **IBMCS\SDK\JAVA\ECL\SAMPLES\LAUNCHPAD**, uses the ECL to connect to the host, logon, access host applications and information, and logoff. This sample can be run as either an applet or an application. The applet can be run from the HTML file called HostLP.htm. You will need to add the following lines to HostLP.htm to do this:

```
<APPLET archive=ec1101.jar code=HostLaunchPad.class
  id=HostLP
  width=400
  height=10 >
</APPLET>
```

Also, on Win32 systems the classpath will need to be set as follows:

```
set classpath=%classpath%;x:\path\to\ec1101.jar;
```

The following source files make up the sample and must be compiled before use:

CFileData.java  
CInitData.java  
CLogonData.java  
FileLaunchApp.java  
FileResultsApp.java  
HostLPConstants.java  
HostLaunchPad.java  
LaunchBase.java  
LogonLaunchApp.java  
SAFileI.java  
SAFileIResults  
SALogon.java  
SALogoutLaunch.java  
SAMore.java  
SARReady.java  
SAVMLLogin.java  
SAMsg10.java  
ScreenAction.java  
ScreenState.java

The main class is HostLaunchPad.

To understand the sample code, start with HostLaunchPad.java and proceed through LaunchBase.java, LogonLaunchApp.java, SAMsg10.java, SALogon.java, SAVMLLogin, SAMore, SARReady.java, and ScreenAction.java.

This sample implements the key concepts that are used by most applets to gain host access using the Host Access Class Library (ECL). The Launchpad sample performs the following tasks:

1. Establishes a host session. This involves constructing an instance of ECLSession and calling the StartCommunication() method. This logic is in LogonLaunchApp.java.
2. Registers for presentation space (PS) events. PS events are generated whenever the screen is updated. Registration is accomplished using the RegisterPSEvent() method. This logic is in SALogon.java.
3. Reacts to PS events. This involves recognizing screens and navigating them using keystrokes, host functions (such as the Enter key or function keys), and cursor movement. The screen handling logic can be found in the NotifyEvent(), SARReady.java, SAMore.java, SAMsg10.java, SAFileIResults.java, and ScreenAction.java.
4. Implements the logic to perform a simple VM command, 'file', and display the results in a dialog. The files that implement the file list command and display the results are in FileLaunchApp.java, SAFileI.java, SAFileIResults.java, ScreenAction.java, and FileIResultsApp.java.

**Note:** This sample processes some screens which may vary from system to system. You will probably need to make some slight changes to the code to customize it for your particular system. The screen recognition and keystroke logic methods are located in the files SAVMLLogin.java, SARReady.java, SAMore.java, SAMsg10.java, and SAFileIResults.java that each handle the processing for a different screen.

To debug this sample you may need to look at what is actually happening on the screen. A checkbox on the first panel allows you to enable the PS Debugger which displays the screen contents as the applet progresses through the various host screens.

## Miscellaneous Samples

Additional samples are installed in the **IBMCS\SDK\JAVA\ECL\SAMPLES\MISC** subdirectory. These samples show the basic usage of many of the ECL classes and methods. The samples all implement `ECLAppletInterface` so they can be run from within Host On-Demand using the Run Applet feature. To run these samples without Host On-Demand, you will need to set up an `ECLSession` object. This can be done in the same way the `ECLSession` object is set up in the Host Launchpad sample.



---

## Chapter 21. Using CPIC-C for Java



This is only available for Communications Server Windows 95 and Windows NT SNA API clients.

This chapter describes the Common Programming Interface for Communications (CPI-C) for Java API and its usage, including:

- A brief overview of CPI-C for Java
- What is installed for CPI-C for Java
- What samples are available and how they work

---

### What is CPI-C for Java?

CPI-C for Java is a programming toolkit that allows developers to use the Common Programming Interface for Communications (CPI-C) API in the Java language. CPI-C is an open API for SNA LU 6.2. Refer to *Common Programming Interface Communications CPI-C Reference* (SC26–4399), included in IBM eNetwork Communications Version 6.0 for Windows NT, for more details on the CPI-C API.

A primary goal of the toolkit is to ease the transition from traditional C to Java. Because of this, the toolkit calls look quite similar to those used in C. CPI-C for Java is provided as a layer above the native CPI-C API and this native code must be installed in order for CPI-C to work.

The toolkit provides programmer reference documentation for every class, method, and variable in the toolkit. The documentation is in HTML format, and provides cross-references for ease of use.

This programming toolkit also provides a set of Java classes with objects to hold CPI-C parameters as well as a **CPIC** class, which defines methods that map to the CPI-C functions in C. You can run the sample application (JPing.class) included in the toolkit, as well as write your own.

The CPI-C for Java binding allows a Java application to use an SNA network and to use CPI-C as a networking API. These Java applications can connect to partners that are:

- New CPI-C for Java applications
- New or existing non-Java CPI-C applications
- New or existing APPC applications

---

### Installing CPI-C for Java

The following items are installed with the CPI-C for Java toolkit:

- CPICJAVA.JAR contains the Java classes used when writing CPI-C for Java programs. This JAR file should be included in the user's CLASSPATH environment variable or should be specified explicitly when invoking a CPI-C for Java application. The file is installed on the user's workstation along with the other API client files. The JAR file also contains JPing.class, a sample application.
- CPICJAVA.DLL is a platform-specific DLL which contains the linkage between the CPI-C for Java classes and the native LU 6.2 support installed on the user's workstation. This file is installed on the workstation along with the other API client DLLs.
- Jcpic001.htm is the root of the programmer's reference documentation that shows each CPI-C for Java class, method, and variable. It is installed in the **IBMCS\SDK\JAVA\CPIC\DOC** subdirectory at the same time that eNetwork Host Access Class Library (ECL) for Java is installed. This documentation is used to develop custom applications.

- CPICJAVA.HTM is a brief introduction to the toolkit and sample application. This HTML-formatted file is installed on the user's workstation along with the other API client files.
- JPing.java is the source file for the JPing.class sample application. The comments in this file give hints and tips on programming with the toolkit. The JPing.java file is installed in the subdirectory when the ECL for Java is installed.

---

## CPI-C for Java Samples

The following sections describe the client and server samples for CPI-C for Java.

### Client Sample

The sample included in the toolkit performs the same function as the APING client utility. It sends data to a server process that echoes the data back to the APING utility. The sample client has been compiled and placed into the CPICJAVA.JAR file. The source file (JPing.java) is installed in the **IBMCS\SDK\JAVA\CPIC\SAMPLES** subdirectory when the ECL for Java is installed.

The API is supplied as a Java package called COM.ibm.eNetwork.cpic. The first line of code in the following sample is required in order to access the classes supplied with the toolkit. The **CPIC** class is the main interface to the native CPI-C code. The **CPIC** class contains many constants defined in CPI-C, such as, the length of a conversation ID, along with methods that are passed through to the native CPI-C calls.

You need only declare one **CPIC** object per class. Java will load the dynamic link library (DLL) containing the native methods (CPICJAVA.DLL) when the **CPIC** object is instantiated.

The following sample describes the CPI-C pipeline; it does not replicate the information in the JPing.java source file.

**Note:** The following sample includes code interleaved with commentary.

```
/*-----
 * Pipeline transaction, client side.
 *-----*/
import COM.ibm.eNetwork.cpic.*;
public class Pipe extends Object {
    public static void main(String args[]) {

        // Make a CPIC object
        CPIC cpic_obj = new CPIC();
```

Each type of parameter has its own class, and each of these classes has associated constants defined as class variables. For example, the CPICReturnCode class has the success return code, CM\_OK, defined.

There are two major reasons for having a class for each type of parameter. Because Java passes all parameters by value, there is no way to return data in simple types, such as integer. If we pass an object as a parameter to a method, the method can set a variable in that object, thus returning data to the caller. Secondly, the use of objects encapsulates constants within the objects that understand those constants. This is a standard information-hiding technique.

```
// Return Code
CPICReturnCode cpic_return_code =
    new CPICReturnCode(CPICReturnCode.CM_OK);

// Request to send received?
CPICControlInformationReceived rts_received =
    new CPICControlInformationReceived(
        CPICControlInformationReceived.CM_NO_CONTROL_INFO_RECEIVED);
```



The CPI-C send function expects a C-language buffer, that is, allocated space of no specific type. Unlike C, Java has no facility to allocate untyped memory. Other than primitives, everything in Java is an object. Whatever the program sends must be converted from its object type into a C-style array of bytes.

Java provides methods that facilitate these conversions. For example, Java can convert a string into a Java array of bytes. While an array of bytes is an object in Java, Java allows you to extract the data from an array of bytes with a native method.

```
// String to Send
String sendThis = "Test of the PipeLine Transaction";

// Length of String to send
CPICLength send_length = new CPICLength(sendThis.length());

// Convert String to send to a Java array of bytes
byte[] stringBytes = new byte[ send_length.intValue()];
sendThis.getBytes(0,send_length.intValue(),stringBytes,0);
```

Like buffer processing, the CPI-C native calls expect symbolic destination names to be C-strings, not Java Strings. The toolkit automatically converts them from Java strings to C-strings as necessary. In general, automatic conversion is possible when the toolkit expects a specific Java type.

The conversation ID is a Java array of bytes which is converted automatically by the toolkit to a C array consisting of a simple block of bytes.

```
// this hardcoded sym_dest_name must
// be 8 chars long & blank padded
String sym_dest_name = "PIPE  ";

// Space to hold a conversation ID
// (which is just a bunch of bytes)
byte[] conversation_ID = new byte[CPICLength.CM_CID_SIZE];
```

The program starts making CPI-C calls which are very similar to those used in C. However, the method calls are prefixed with the name of the CPI-C object, and the parameters are **not** prefixed by the pass-by-reference (&) symbol.

```
//
// Initialize CPI-C
//
cpic_obj.cminit(          /* Initialize_Conversation      */
    conversation_ID,     /* 0: returned conversation ID */
    sym_dest_name,       /* I: symbolic destination name */
    cpic_return_code);  /* 0: return code from this call */
//
// ALLOCATE
//
cpic_obj.cmallc(         /* Allocate Conversation      */
    conversation_ID,     /* I: conversation ID         */
    cpic_return_code);  /* 0: return code from this call */
//
// SEND
//
cpic_obj.cmsend(         /* Send_Data                  */
    conversation_ID,     /* I: conversation ID         */
    stringBytes,         /* I: send this buffer        */
    send_length,         /* I: length to send          */
    rts_received,        /* 0: was RTS received?      */
    cpic_return_code);  /* 0: return code from this call */
//
// DEALLOCATE
//
cpic_obj.cmdeal(         /* Deallocate                  */
    conversation_ID,     /* I: conversation ID         */
    cpic_return_code);  /* 0: return code from this call */
```

```

        cpic_return_code); /* 0: return code from this call */
    } // end main method
} // end the class

```

## Server Sample

The server initializes itself, accepts a conversation, receives data, and prints diagnostic information. As in the client, we instantiate classes to hold the CPI-C parameters, many of which have only an integer as instance data. By using objects, we can mimic call by reference. We also allocate a byte array to hold the received data.

**Note:** The following sample includes code interleaved with commentary.

```

/*-----
 * Pipeline transaction, server side.
 *-----*/
import COM.ibm.eNetwork.cpic.*;
import Java.io.IOException;

public class PipeServer extends Object {
    public static void main(String args[]) {

        CPIC cpic_obj = new CPIC();

        // Space to hold the received data
        byte[] data_buffer;
        data_buffer = new byte[101];

        CPICLength requested_length = new CPICLength(101);
        CPICDataReceivedType data_received =
            new CPICDataReceivedType(0);
        CPICLength received_length = new CPICLength(0);
        CPICStatusReceived status_received =
            new CPICStatusReceived(0);
        CPICControlInformationReceived rts_received =
            new CPICControlInformationReceived(0);
        CPICReturnCode cpic_return_code =
            new CPICReturnCode(0);

        // Space to hold a conversation ID -- a bunch of bytes
        // The first line declares conversation_ID to be a reference to
        // a byte array object. The second line creates such an object,
        // and assigns the reference to the byte array object.
        byte[] conversation_ID;
        conversation_ID = new byte[cpic_obj.CM_CID_SIZE];

```

The CPI-C receive call (cmrcv) returns a Java array of bytes while the pipe transaction expects a string. The programmer can translate the array of bytes into a string by using the string class-constructor that takes an array of bytes as an argument.

```

//
// ACCEPT
//
cpic_obj.cmaccp(        /* Accept_Conversation      */
    conversation_ID,    /* 0: returned conversation ID */
    cpic_return_code); /* 0: return code             */
//
// RECEIVE
//
cpic_obj.cmrcv(        /* Receive */
    conversation_ID,   /* I: conversation ID         */

```

```

        data_buffer,      /* I: where to put received data */
        requested_length, /* I: maximum length to receive */
        data_received,   /* 0: data complete or not? */
        received_length, /* 0: length of received data */
        status_received, /* 0: has status changed? */
        rts_received,    /* 0: was RTS received? */
        cpic_return_code); /* 0: return code from this call */
//
// Do some return code processing
//
System.out.println(" Data from Receive:");
System.out.println("   cpic_return_code      = " +
        cpic_return_code.intValue());
System.out.println("   cpic_data_received    = " +
        data_received.intValue());
System.out.println("   cpic_received_length  = " +
        received_length.intValue());
System.out.println("   cpic_rts_received     = " +
        rts_received.intValue());
System.out.println("   cpic_status_received = " +
        status_received.intValue());
// Create a Java String from the array of bytes that you received
// and print it out.
String receivedString = new String(data_buffer,0);
System.out.println(
    "   Received string          = "
    + receivedString );

//
// BLOCK so that the Server Window doesn't disappear
//
try{
    System.out.println("Press any key to continue");
    System.in.read();
}
catch
    (IOException e){ e.printStackTrace(); }
}
}

```



---

## Part 6. Appendixes



---

## Appendix A. APPC Common Return Codes

This appendix describes the primary (and, if applicable, secondary) return codes that are common to several APPC verbs.

Verb-specific return codes are described in the documentation for the individual verbs.

### **AP\_ALLOCATION\_ERROR**

Personal Communications and Communications Server has failed to allocate a conversation. The conversation state is set to RESET. This code can be returned through a verb issued after **ALLOCATE** or **MC\_ALLOCATE**. The associated secondary return codes are as follows:

### **AP\_ALLOCATION\_FAILURE\_NO\_RETRY**

The conversation cannot be allocated because of a permanent condition, such as a configuration error or session protocol error. To determine the error, the system administrator should examine the error log file. Do not attempt to retry the allocation until the error has been corrected.

### **AP\_ALLOCATION\_FAILURE\_RETRY**

The conversation could not be allocated because of a temporary condition, such as a link failure. The reason for the failure is logged in the system error log. Retry the allocation, preferably after a timeout to permit the condition to clear.

### **AP\_SECURITY\_NOT\_VALID**

The user ID or password specified in the allocation request was not accepted by the partner LU.

### **AP\_TRANS\_PGM\_NOT\_AVAIL\_RETRY**

The remote LU rejected the allocation request because it was unable to start the requested partner transaction program. The requested transaction program (TP) is not available because of a transient condition, such as a timeout. The reason for the error might be logged on the remote node. The condition might clear itself without operator intervention. The transaction program should retry the conversation, preferably after a timeout to permit the condition to clear.

### **AP\_TRANS\_PGM\_NOT\_AVAIL\_NO\_RETRY**

The remote LU rejected the allocation request because it was unable to start the requested partner transaction program. The requested transaction program (TP) is not available because of a permanent or semi-permanent condition. The reason for the error might be logged on the remote node. The condition will not clear itself without operator intervention. The transaction program should not retry the conversation until the error condition has been cleared.

### **AP\_TP\_NAME\_NOT\_RECOGNIZED**

The transaction program name specified in the allocation request is not recognized by the partner LU.

### **AP\_PIP\_NOT\_ALLOWED**

The requested transaction program cannot receive program initialization parameters (PIP). This indicates a mismatch between the local and partner transaction programs.

### **AP\_PIP\_NOT\_SPECIFIED\_CORRECTLY**

The requested transaction program can receive program initialization parameters (PIP), but detected an error in the supplied PIP. This indicates a mismatch between the local and partner transaction programs.

### **AP\_CONVERSATION\_TYPE\_MISMATCH**

The requested transaction program cannot support conversations of the type (basic or mapped) specified in the allocation request. This indicates a mismatch between the local and partner transaction programs.

### **AP\_SYNC\_LEVEL\_NOT\_SUPPORTED**

The requested transaction program cannot support conversations with the **sync\_level** (AP\_NONE,

AP\_CONFIRM\_SYNC\_LEVEL or AP\_SYNCPT) specified in the allocation request. This indicates a mismatch between the local and partner transaction programs.

#### **AP\_CANCELLED**

The verb returned because the conversation was canceled (the transaction program issued a **CANCEL\_CONVERSATION** verb).

#### **AP\_CONV\_FAILURE\_NO\_RETRY**

The conversation was terminated because of a permanent condition, such as a session protocol error. The system administrator should examine the system error log to determine the cause of the error. Do not retry the conversation until the error has been corrected.

#### **AP\_CONV\_FAILURE\_RETRY**

The conversation was terminated because of a temporary error. Restart the transaction program to see if the problem occurs again. If it does, the system administrator should examine the error log to determine the cause of the error.

#### **AP\_CONVERSATION\_TYPE\_MIXED**

The transaction program has attempted to mix conversation verbs for different conversation types on the same conversation. For example, the transaction program issued an **MC\_ALLOCATE** verb followed by a **CONFIRM** verb.

#### **AP\_DEALLOC\_ABEND**

The conversation has been deallocated for one of the following reasons.

- The partner transaction program has issued the **MC\_DEALLOCATE** verb with **dealloc\_type** set to AP\_ABEND.
- The partner transaction program has ended abnormally, causing the partner LU to send an **MC\_DEALLOCATE** request.

#### **AP\_DEALLOC\_ABEND\_PROG**

The conversation has been deallocated for one of the following reasons.

- The partner transaction program has issued the **DEALLOCATE** verb with **dealloc\_type** set to AP\_ABEND\_PROG.
- The partner transaction program has ended abnormally, causing the partner LU to send a **DEALLOCATE** request.

#### **AP\_DEALLOC\_ABEND\_SVC**

The conversation has been deallocated because the partner transaction program issued the **DEALLOCATE** verb with **dealloc\_type** set to AP\_ABEND\_SVC.

#### **AP\_DEALLOC\_ABEND\_TIMER**

The conversation has been deallocated because the partner transaction program has issued the **DEALLOCATE** verb with **dealloc\_type** set to AP\_ABEND\_TIMER.

#### **AP\_DEALLOC\_NORMAL**

This return code does not indicate an error. The partner transaction program issued the **DEALLOCATE** or **MC\_DEALLOCATE** verb with **dealloc\_type** set to one of the following values.

- AP\_FLUSH
- AP\_SYNC\_LEVEL with the synchronization level of the conversation specified as AP\_NONE

#### **AP\_DUPLEX\_TYPE\_MIXED**

The transaction program has attempted to issue a conversation verb with a different conversation **duplex\_type**. For example, the transaction program issued a half-duplex **MC\_FLUSH** verb (without **AP\_FULL\_DUPLEX\_CONVERSATION** set in **opext**) on a full-duplex conversation.

#### **AP\_ERROR\_INDICATION**

This return code is used on full-duplex conversations only. A send queue operation has failed because the partner transaction program has terminated the conversation. If the conversation state is send-only, the conversation has now ended. If the conversation state is send-receive or



receive-only, the conversation will end when the appropriate return code is returned to a receive queue verb. The associated secondary return codes are:

**AP\_ALLOCATION\_ERROR\_PENDING**

The remote LU rejected the allocation request.

**AP\_DEALLOC\_ABEND\_PROG\_PENDING**

The conversation has been deallocated for one of the following reasons:

- The partner transaction program has issued the **DEALLOCATE** verb with **dealloc\_type** set to **AP\_ABEND\_PROG**.
- The partner transaction program has ended abnormally causing the partner LU to send a **DEALLOCATE** request.

**AP\_DEALLOC\_ABEND\_SVC\_PENDING**

The conversation has been deallocated because the partner transaction program issued the **DEALLOCATE** verb with **dealloc\_type** set to **AP\_ABEND\_SVC**.

**AP\_DEALLOC\_ABEND\_TIMER\_PENDING**

The conversation has been deallocated because the partner transaction program issued the **DEALLOCATE** verb with **dealloc\_type** set to **AP\_ABEND\_TIMER**.

**AP\_UNKNOWN\_ERROR\_TYPE\_PENDING**

The conversation has been deallocated by the partner transaction program, but the local LU does not recognize the reason.

**AP\_OPERATION\_INCOMPLETE**

The transaction program issued a nonblocking verb that started processing, but did not complete. When verb processing completes, the final return code will be set and the stub will notify the transaction program.

**AP\_PROG\_ERROR\_NO\_TRUNC**

The partner transaction program has issued one of the following verbs while the conversation was in **SEND** state.

- **SEND\_ERROR** with **err\_type** set to **AP\_PROG**
- **MC\_SEND\_ERROR**

Data was not truncated.

**AP\_PROG\_ERROR\_PURGING**

The partner transaction program issued one of the following verbs while in **RECEIVE**, **PENDING\_POST**, **CONFIRM**, **CONFIRM\_SEND**, or **CONFIRM\_DEALLOCATE** state.

- **SEND\_ERROR** with **err\_type** set to **AP\_PROG**.
- **MC\_SEND\_ERROR**

Data sent, but not yet received, is purged.

**AP\_PROG\_ERROR\_TRUNC**

In **SEND** state, after sending an incomplete logical record, the partner transaction program issued a **SEND\_ERROR** verb with **err\_type** set to **AP\_PROG**. The local transaction program might have received the first part of the logical record through a **RECEIVE** verb.

**AP\_SVC\_ERROR\_NO\_TRUNC**

While in **SEND** state, the partner transaction program (or partner LU) issued a **SEND\_ERROR** verb with **err\_type** set to **AP\_SVC**. Data was not truncated.

**AP\_SVC\_ERROR\_PURGING**

The partner transaction program (or partner LU) issued a **SEND\_ERROR** verb with **err\_type** set to **AP\_SVC** while in **RECEIVE**, **PENDING\_POST**, **CONFIRM**, **CONFIRM\_SEND**, or **CONFIRM\_DEALLOCATE** state. Data sent to the partner transaction program might have been purged.

**AP\_SVC\_ERROR\_TRUNC**

In SEND state, after sending an incomplete logical record, the partner transaction program (or partner LU) issued a **SEND\_ERROR** verb. The local transaction program might have received the first part of the logical record.

**AP\_TP\_BUSY**

The local transaction program has issued a blocking verb to Personal Communications and Communications Server while Personal Communications and Communications Server was processing another verb for the same conversation.

**AP\_UNEXPECTED\_SYSTEM\_ERROR**

Personal Communications and Communications Server has encountered an unexpected system error, and cannot complete the verb. Usually these errors arise from a shortage of system resources (for example, memory), and are usually transient. Check the system log for more details.

**AP\_SEC\_REQUESTED\_NOT\_SUPPORTED**

The local LU is unable to allocate a conversation because the session with the partner LU does not support Password Substitution. The security type requested on the ALLOCATE or SEND\_CONVERSATION is AP\_PGM\_STRONG, that requires Password Substitution support.

---

## Appendix B. LUA Verb Return Codes

This appendix describes the primary (and, if applicable, secondary) return codes that are common to several SLI verbs.

Verb-specific return codes are described in the documentation for the individual verbs.

---

### Primary Return Codes

The following section contains the LUA primary return codes: the

#### **LUA\_OK**

The LUA verb completed successfully.

#### **LUA\_PARAMETER\_CHECK**

The LUA feature detected an incorrect parameter.

#### **LUA\_STATE\_CHECK**

The session was in an incorrect state for the verb that was issued.

#### **LUA\_SESSION\_FAILURE**

The session has been brought down. The specific reason is identified in the secondary return code.

#### **LUA\_UNSUCCESSFUL**

This verb did not successfully complete.

#### **LUA\_NEGATIVE\_RESPONSE**

One of the following conditions occurred:

- The end-of-chain arrived for a chain that was negatively responded to by the LUA application program. The secondary return code is not set.
- LUA detected an error in a message from the primary LU and sent a negative response. This error is returned when the end-of-chain is received from the primary LU. The secondary return code contains the sense data that was sent with the negative response.

#### **LUA\_CANCELED**

The verb was canceled because of reasons specified in the secondary return code.

#### **LUA\_IN\_PROGRESS**

This synchronous code is returned when an asynchronous command is received and has not completed.

#### **LUA\_STATUS**

The SLI has status information for the application in the secondary return code.

#### **LUA\_COMM\_SUBSYSTEM\_ABENDED**

Communications Server abnormally ended.

#### **LUA\_COMM\_SUBSYSTEM\_NOT\_LOADED**

Communications Server was not loaded.

#### **LUA\_INVALID\_VERB\_SEGMENT**

LUA could not process the verb because the entire verb control block is not contained in the data segment. The address of the end of the verb control block is beyond the end of the segment.

#### **LUA\_UNEXPECTED\_DOS\_ERROR**

An unexpected system error occurs after Communications Server issues a system call, the verb is posted with the primary return code UNEXPECTED\_DOS\_ERROR. The secondary return code contains the unexpected system error.

#### **LUA\_STACK\_TOO\_SMALL**

The LUA application stack is too small for LUA to process the request.

#### **LUA\_INVALID\_VERB**

LUA does not recognize the verb code or the verb operation code (or both) in the verb control block it received.

---

## **Secondary Return Codes**

The following section contains the LUA secondary return codes: the

#### **LUA\_SEC\_OK**

Additional information is available for the primary return code associated with this secondary return code.

#### **LUA\_INVALID\_LUNAME**

The verb specified an invalid **lua\_name**.

#### **LUA\_BAD\_SESSION\_ID**

The verb control block specified an incorrect value for the **lua\_sid** parameter.

#### **LUA\_DATA\_TRUNCATED**

The buffer length (as specified in **lua\_max\_length**) was not long enough for the data received, so the data was truncated.

#### **LUA\_BAD\_DATA\_PTR**

The command requires data to be supplied or returned, but the **lua\_data\_ptr** parameter either contains an invalid pointer or does not point to a read/write segment.

#### **LUA\_DATA\_SEG\_LENGTH\_ERROR**

One of the following conditions occurred:

- The data segment supplied on an **RUI\_READ** or **SLI\_RECEIVE** verb is shorter than the length given in the **lua\_max\_length** parameter.
- The data segment was supplied on an **RUI\_WRITE** or **SLI\_SEND** verb is shorter than the length given in the **lua\_data\_length** parameter.
- The data segment supplied on an **RUI\_READ**, **RUI\_WRITE**, **SLI\_RECEIVE**, or **SLI\_SEND** verb is not a read/write data segment.

#### **LUA\_RESERVED\_FIELD\_NOT\_ZERO**

The command that was just issued has a reserved parameter that is not zero.

#### **LUA\_INVALID\_POST\_HANDLE**

A valid semaphore was not specified in the LUA verb control block. When an LUA verb does not complete synchronously, a semaphore is needed to signal the completion of the verb.

#### **LUA\_PURGED**

An **RUI\_READ** or an **SLI\_RECEIVE** verb was canceled because an **RUI\_PURGE** or an **SLI\_PURGE** was issued.

#### **LUA\_BID\_VERB\_SEG\_ERROR**

The buffer with the **SLI\_BID** verb control block was released before the **SLI\_RECEIVE** with **lua\_flag1.bid\_enable** set to 1 was issued.

#### **LUA\_NO\_PREVIOUS\_BID\_ENABLED**

An **RUI\_BID** or **SLI\_BID** verb was not issued before an **RUI\_READ** or **SLI\_RECEIVE** verb with **lua\_flag1.bid\_enable** was issued.

**LUA\_NO\_DATA**

An **RUI\_READ** or **SLI\_RECEIVE** verb was issued with the **NO\_WAIT** parameter and there was no data available to read.

**LUA\_BID\_ALREADY\_ENABLED**

An **RUI\_BID** or **SLI\_BID** verb was active when an **RUI\_READ** or **SLI\_RECEIVE** verb with **lua\_flag1.bid\_enable** was issued.

**LUA\_VERB\_RECORD\_SPANS\_SEGMENTS**

The LUA verb control block contains a length parameter that, when added to the offset of the segment, goes past the end of the segment.

**LUA\_INVALID\_FLOW**

An LUA verb was issued with the **lua\_flag1** flow flags set in error. Check that the correct number of **lua\_flag1** flow flags were set as follows:

- For **RUI\_READ** or **SLI\_RECEIVE**, at least one
- For **RUI\_WRITE**, only one
- For **SLI\_SEND**, only one **lua\_flag1** flow flag must be set when sending an SNA response.

**LUA\_NOT\_ACTIVE**

An application program issued an LUA verb at a time that LUA was not active within Communications Server.

**LUA\_VERB\_LENGTH\_INVALID**

A verb was issued with an incorrect **lua\_verb\_length** parameter. The length specified is not equal to the length that LUA expected.

**LUA\_REQUIRED\_FIELD\_MISSING**

The issued **RUI\_WRITE** verb either did not include a data pointer (if the data count was not zero) or it did not include an **lua\_flag1** flow flag.

**LUA\_READY**

The SLI session is now ready to process additional commands. This status is issued after a prior **NOT\_READY** status was received, or after a **SLI\_CLOSE** verb completed with the primary return code **CANCELED** and secondary return code **RECEIVE\_UNBIND\_HOLD** or **RECEIVED\_UNBIND\_NORMAL**.

**LUA\_NOT\_READY**

The SLI session is temporarily suspended for either of the following reasons:

- A **CLEAR** command was received. The SLI session resumes when an **SDT** command is received.
- An **UNBIND** command was received. The session is suspended until **BIND**, optional **STSN** and **SDT** commands are received. Any user extension routines that were supplied by the original **SLI\_OPEN** verb are called again; therefore, these routines must be reentrant. After the SLI processes the **SDT** command, the SLI session resumes. Two types of **UNBIND** commands are:
  - **UNBIND** type **X'02'**, which means that a new **BIND** is coming
  - **UNBIND** type **X'01'**, which means that the application specified an **lua\_session\_type** of **LUA\_SESSION\_TYPE\_DEDICATED** in the **SLI\_OPEN** verb that started this session.

**LUA\_INIT\_COMPLETE**

When the LUA interface initializes the session while **SLI\_OPEN** is processing, this status is returned on **SLI\_RECEIVE** or **SLI\_BID** verbs for LUA applications that issue **SLI\_OPEN** with the **LUA\_INIT\_TYPE\_PRIM\_SSCP** parameter.

**LUA\_SESSION\_END\_REQUESTED**

SLI received a **SHUTD** command from the host, indicating the host is ready to shut down the session.

**LUA\_NO\_SLI\_SESSION**

A command was issued when a session was not open, or a session is being taken down because

of an **SLI\_CLOSE** verb or session failure. An **SLI\_RECEIVE** or **SLI\_SEND** verb issued during the processing of an **SLI\_OPEN** verb returns this code when:

- The **SLI\_OPEN lua\_init\_type** parameter is not set to **LUA\_INIT\_TYPE\_PRIM\_SSCP**. An **SLI\_BID** verb also returns this code under these circumstances.
- The **SLI\_RECEIVE** or **SLI\_SEND lua\_flag1** parameter does not specify **lua\_flag1.sscp\_norm**.

The SLI component is in **SLI\_OPEN** processing after an UNBIND type X'02' command or UNBIND type X'01' (**LUA\_SESSION\_TYPE\_DEDICATED**) is received and until the SDT command is processed. UNBIND type X'02' indicates that a new BIND is coming.

#### **LUA\_SESSION\_ALREADY\_OPEN**

An **SLI\_OPEN** verb was issued for an LU name that already has a session open.

#### **LUA\_INVALID\_OPEN\_INIT\_TYPE**

An **SLI\_OPEN** verb contained an incorrect value in the **lua\_init\_type** parameter.

#### **LUA\_INVALID\_OPEN\_DATA**

An **SLI\_OPEN** verb was issued with the **lua\_init\_type** parameter set for secondary initialization with **INITSELF** (**LUA\_INIT\_TYPE\_SEC\_IS**), and the data buffer does not contain a valid **INITSELF** command.

#### **LUA\_UNEXPECTED\_SNA\_SEQUENCE**

During **SLI\_OPEN** processing, an unexpected command or data was received from the host.

#### **LUA\_NEG\_RSP\_FROM\_BIND\_ROUTINE**

The user-provided **SLI\_BIND** routine generated a negative response to the BIND. The **SLI\_OPEN** verb ends unsuccessfully.

#### **LUA\_NEG\_RSP\_FROM\_CRV\_ROUTINE**

The user-provided **SLI\_BIND** routine generated a negative response to the BIND. The **SLI\_OPEN** verb ends unsuccessfully.

#### **LUA\_NEG\_RSP\_FROM\_STSN\_ROUTINE**

The user-supplied SLI STSN routine responded negatively to the STSN. **SLI\_OPEN** ended unsuccessfully.

#### **LUA\_CRV\_ROUTINE\_REQUIRED**

The user did not provide an SLI CRV routine, but a CRV was received from the host. The SLI issues a negative response to the CRV, and the **SLI\_OPEN** verb ends unsuccessfully at this time.

#### **LUA\_NEG\_RSP\_FROM\_SDT\_ROUTINE**

The user-provided SLI SDT routine generated a negative response to an SDT. This condition causes the **SLI\_OPEN** verb to end.

#### **LUA\_INVALID\_OPEN\_ROUTINE\_TYPE**

In the **SLI\_OPEN** extension routine list, the **lua\_open\_routine\_type** parameter is not valid.

#### **LUA\_MAX\_NUMBER\_OF\_SENDS**

The application program issued more than two **SLI\_SEND** verbs before one completed.

#### **LUA\_SEND\_ON\_FLOW\_PENDING**

The application issued an **SLI\_SEND** verb for an SNA flow (SSCP-expedited, SSCP-normal, LU-expedited, LU-normal) that already has an **SLI\_SEND** verb outstanding.

#### **LUA\_INVALID\_MESSAGE\_TYPE**

The SLI does not recognize the **lua\_message\_type** parameter.

#### **LUA\_RECEIVE\_ON\_FLOW\_PENDING**

The SLI application issued an **SLI\_RECEIVE** verb for an SNA flow that already has an **SLI\_RECEIVE** verb outstanding.

#### **LUA\_DATA\_LENGTH\_ERROR**

An **SLI\_OPEN** command was issued that requires user data that the application program did not

supply. Data is required for a secondary-initiated **SLI\_OPEN** verb, and 4 bytes of status is required when the application issues an **SLI\_SEND** verb for an LUSTAT command.

#### **LUA\_CLOSE\_PENDING**

One of the following has occurred:

- A **CLOSE\_NORMAL** was issued while a **CLOSE\_NORMAL** or a **CLOSE\_ABEND** was pending.
- A **CLOSE\_ABEND** was issued while another **CLOSE\_ABEND** was pending. The only valid reason to issue another **CLOSE\_ABEND** is when a **CLOSE\_NORMAL** is pending.

#### **LUA\_NEGATIVE\_RSP\_CHASE**

During **SLI\_CLOSE** processing, the SLI received a negative response to a **CHASE** command from the host. The session is stopped as requested by the **SLI\_CLOSE**.

#### **LUA\_NEGATIVE\_RSP\_SHUTC**

During **SLI\_CLOSE** processing, the SLI received a negative response to a **SHUTC** command from the host. The session is stopped as requested by the **SLI\_CLOSE**.

#### **LUA\_NEGATIVE\_RSP\_SHUTD**

During **SLI\_CLOSE** processing, the SLI received a negative response to a **SHUTD** command from the host. The session is stopped as requested by the **SLI\_CLOSE**.

#### **LUA\_NO\_RECEIVE\_TO\_PURGE**

An **SLI\_PURGE** verb was issued when no **SLI\_RECEIVE** verb was outstanding. Two possible causes are as follows:

- The address contained in the **lua\_data\_ptr** parameter did not point to the outstanding **SLI\_RECEIVE** verb that was to be purged.
- The **SLI\_RECEIVE** verb might have completed while the **SLI\_PURGE** verb was being processed. This is not an error condition. Code the application program to handle this situation.

#### **LUA\_CANCEL\_COMMAND\_RECEIVED**

While processing an **SLI\_RECEIVE** verb, the host sent a **CANCEL** command to cancel the chain of data being received.

#### **LUA\_RUI\_WRITE\_FAILURE**

An **RUI\_WRITE** verb posted with an unexpected error to the SLI.

#### **LUA\_INVALID\_SESSION\_TYPE**

An **SLI\_OPEN** verb contained a value that is not valid in the **lua\_session\_type**.

#### **LUA\_SLI\_BID\_PENDING**

An SLI verb was issued while a previously-issued **SLI\_BID** is active. Only one **SLI\_BID** can be active at a time.

#### **LUA\_PURGE\_PENDING**

An **SLI\_PURGE** verb was issued while a previously-issued **SLI\_PURGE** is active. Only one **SLI\_PURGE** can be active at a time.

#### **LUA\_PROCEDURE\_ERROR**

An NSPE or NOTIFY message was received, indicating a host procedure error occurred. The **SLI\_OPEN** is posted with this return code (unless the **SLI\_OPEN** verb retry option is used). With **lua\_wait** set to a nonzero value, the INITSELF or LOGON message is retried until the host procedure is available or the application issues an **SLI\_CLOSE**.

#### **LUA\_INVALID\_SLI\_ENCR\_OPTION**

The **lua\_encr\_decr\_option** parameter was set to 128 in the **SLI\_OPEN** verb. The SLI does not support 128 for the encryption or decryption processing option.

#### **LUA\_RECEIVED\_UNBIND**

The SLI received an **UNBIND** command from the primary LU while there was an active SLI session. The SLI session is stopped.



### **LUA\_RECEIVED\_UNBIND\_HOLD**

During primary- or secondary-initiated **SLI\_CLOSE** normal processing, SLI received an UNBIND type X'02'. Type X'02' means that a new BIND is forthcoming. The session is suspended until BIND, optional CRV and STSN, and SDT commands are received. Any user extension routines that were supplied by the original **SLI\_OPEN** verb are called again; these routines must be reentrant. After the SLI processes the SDT command, the SLI session resumes.

### **LUA\_RECEIVED\_UNBIND\_NORMAL**

During primary- or secondary-initiated **SLI\_CLOSE** normal processing for a session started with an **SLI\_OPEN** verb that specified an **lua\_session\_type** of **LUA\_SESSION\_TYPE\_DEDICATED**, SLI received an UNBIND type X'01'. The session is suspended until BIND, optional STSN and SDT commands are received. Any user extension routines that were supplied by the original **SLI\_OPEN** verb are called again; these routines must be reentrant. After the SLI processes the SDT command, the SLI session resumes.

### **LUA\_SLI\_LOGIC\_ERROR**

The SLI detected an internal logic error.

### **LUA\_TERMINATED**

A verb that was pending when an **SLI\_CLOSE** or **RUI\_TERM** verb was issued has been canceled.

### **LUA\_NO\_RUI\_SESSION**

An RUI verb was issued for a session that has not been initialized (with **RUI\_INIT**) or a verb other than **RUI\_TERM** was issued while an **RUI\_INIT** verb for the session was in progress.

This return code can occur when a session outage occurs while no active RUI verbs are outstanding. The next verb issued gets this return code. The application program handles this return code as it would a **SESSION\_FAILURE**.

### **LUA\_DUPLICATE\_RUI\_INIT**

The application program issued an **RUI\_INIT** verb for a session that is already initialized or has an **RUI\_INIT** verb in progress.

### **LUA\_INVALID\_PROCESS**

An RUI verb was issued for a session that is already owned by another process.

### **LUA\_API\_MODE\_CHANGE**

A non-SLI request was issued to the RUI on a session that was established by the SLI.

### **LUA\_COMMAND\_COUNT\_ERROR**

The maximum number of issued **RUI\_READ** or **RUI\_WRITE** verbs was exceeded, or an **RUI\_BID** or **RUI\_TERM** verb was issued while a previously issued **RUI\_BID** or **RUI\_TERM** verb was still in progress.

### **LUA\_NO\_READ\_TO\_PURGE**

An **RUI\_PURGE** verb was issued when no **RUI\_READ** verb was outstanding. Two possible causes follow:

- The address contained in the **lua\_data\_ptr** parameter does not point to the outstanding **RUI\_READ** verb to be purged.
- The **RUI\_READ** verb completed while the **RUI\_PURGE** verb was being processed. This is not an error condition. Code the application program to handle this situation.

### **LUA\_MULTIPLE\_WRITE\_FLOWS**

More than one flow flag was turned on in the FLAG1 issued to an **RUI\_WRITE** verb.

### **LUA\_DUPLICATE\_READ\_FLOW**

The application program issued an **RUI\_READ** for a flow that already has an **RUI\_READ** pending.

### **LUA\_DUPLICATE\_WRITE\_FLOW**

The **RUI\_WRITE** verb that was issued contained a FLAG1 flow flag that showed a session flow for a previous **RUI\_WRITE** verb that had not completed.



**LUA\_LINK\_NOT\_STARTED**

LUA could not start the data link during session initialization.

**LUA\_INVALID\_ADAPTER**

The DLC adapter configuration is incorrect or the configuration file has been damaged.

**LUA\_ENCR\_DECR\_LOAD\_ERROR**

An unexpected error was received while attempting to load the user-provided encryption or decryption dynamic link library.

**LUA\_ENCR\_DECR\_PROC\_ERROR**

An unexpected error was received while attempting to get the procedure address within the user-provided encryption or decryption dynamic link library.

**LUA\_LINK\_NOT\_STARTED\_RETRY**

An **RUI\_INIT** or **SLI\_OPEN** verb failed because the link could not be activated. This return code implies that something is wrong at the partner location or with the connection between the two machines.

**LUA\_NEG\_NOTIFY\_RSP**

An **RUI\_INIT** was issued that caused a notify request to be sent to the SSCP to indicate the SLU can now be part of a session. The SSCP responded negatively to this notify request. The intended half-session component understood the supported request, but did not process it.

**LUA\_RUI\_LOGIC\_ERROR**

An RUI internal logic error occurred.

**LUA\_LU\_INOPERATIVE**

A severe error occurred while the SLI was attempting to stop the session. This LU is unavailable for any LUA requests until an ACTLU is received from the host.

**LUA\_RESOURCE\_NOT\_AVAILABLE**

The LU, PU, link station, or link specified in an RU is not available. The **SLI\_OPEN** verb cannot be posted with this return code unless the **SLI\_OPEN** retry option is used. With **lua\_wait** set to a nonzero value, the INITSELF or LOGON message is retried until the host procedure is available or the application issues an **SLI\_CLOSE** verb.

**LUA\_SESSION\_LIMIT\_EXCEEDED**

The requested session cannot be activated because one of the network addressable units (NAUs) is at its session limit, such as the LU-LU session limit or the LU mode session limit. This sense code applies to the ACTCDRM, the INIT, the BID, and the CINIT requests.

The **SLI\_OPEN** verb can be posted with this return code unless the **SLI\_OPEN** verb retry option is used. With **lua\_wait** set to a nonzero value, the INITSELF or LOGON message is retried until the host procedure is available or the application issues an **SLI\_CLOSE** verb.

**LUA\_SLU\_SESSION\_LIMIT\_EXCEEDED**

If accepted, the request would cause the SLU session limit to be exceeded.

**LUA\_MODE\_INCONSISTENCY**

The present status does not permit the function to be performed. The intended half-session component understood the supported request, but did not process it. This code can also appear as a sense code in an EXR.

**LUA\_INSUFFICIENT\_RESOURCES**

Due to a temporary lack of resources, the receiver cannot act on the request. The intended half-session component understood the supported request, but did not process it.

**LUA\_RECEIVER\_IN\_TRANSMIT\_MODE**

A race condition exists. A normal-flow request was received while the half-duplex contention state was not-receive, or while resources (such as buffers) necessary for handling normal-flow data were unavailable.

This code can also appear as a sense code in an exception request.

#### **LUA\_LU\_COMPONENT\_DISCONNECTED**

An LU component is not available because of power-off or some other disconnecting condition.

#### **LUA\_NEGOTIABLE\_BIND\_ERROR**

A negotiable BIND was received. The SLI does not allow a negotiable BIND unless there is a user-supplied **SLI\_BIND** routine provided through the **SLI\_OPEN** verb.

#### **LUA\_BIND\_FM\_PROFILE\_ERROR**

An unsupported FM profile was detected on the BIND. The SLI supports FM profiles 3 and 4 only.

#### **LUA\_BIND\_TS\_PROFILE\_ERROR**

An unsupported TS profile was detected on the BIND. The SLI supports TS profiles 3 and 4 only.

#### **LUA\_BIND\_LU\_TYPE\_ERROR**

An unsupported LU type was detected. LUA supports LU 0, LU 1, LU 2 and LU 3 only.

#### **LUA\_SSCP\_LU\_SESSION\_NOT\_ACTIVE**

The SSCP-LU session required for processing a request is not active. For example, in processing an INITSELF request, the SSCP did not have an active session with the target LU named in the INITSELF.

Bytes 2 and 3 contain sense—code—specific information. The following settings are allowed:

- 0000** No specific code applies.
- 0001** The SSCP-SLU session is being reactivated.
- 0002** The SSCP-PLU session is inactive. The **SLI\_OPEN** verb can be posted with this return code unless the **SLI\_OPEN** retry option is used. With **lua\_wait** set to a nonzero value, the INITSELF or LOGON message is retried until the host procedure is available or the application issues an **SLI\_CLOSE** verb.
- 0003** The SSCP-SLU session is inactive.
- 0004** The SSCP-SLU session is being reactivated.

#### **LUA\_REC\_CORR\_TABLE\_FULL**

The session receive correlation table for the flow requested reached its capacity.

#### **LUA\_SEND\_CORR\_TABLE\_FULL**

The send correlation table for the flow requested reached its capacity.

#### **LUA\_SESSION\_SERVICES\_PATH\_ERROR**

A session services request cannot be rerouted along a path of SSCP-SSCP sessions. This capability is required, for example, to set up a cross-network LU-LU session.

Bytes 2 and 3 contain sense—code—specific information. The following settings are allowed:

- 0000** No specific code applies. The **SLI\_OPEN** cannot be posted with this return code unless the **SLI\_OPEN** retry option is used. With **lua\_wait** set to a nonzero value, the INITSELF or LOGON message is retried until the host procedure is available or the application issues an **SLI\_CLOSE**.
- 0001** An SSCP tried unsuccessfully to reroute a session services request to its destination through one or more adjacent SSCPs. This value is sent by a gateway SSCP when it has exhausted trial-and-error rerouting.

SSCP rerouting failed completely. An SSCP tried unsuccessfully to a particular SSCP. For example, this code is associated with specific SSCPs when information about a rerouting failure is displayed in the node that was trying to reroute.

- 0002**

An SSCP is unable to reroute a session services request because a necessary routing table is not available; that is, no adjacent SSCP table corresponds to the rerouting key in the resource identifier control vector.

**0003**

This SSCP has no predefinition for an LU, but an adjacent SSCP does not support dynamic definition in partner SSCPs. As a result, this SSCP cannot both dynamically define the LU and reroute to that adjacent SSCP.

**0005**

Retired

**0006**

Retired

**0008**

The adjacent SSCP does not support the requested CDINIT function (for example, notification of resource availability or XRF).

**000A**

An SSCP is unable to reroute a session services request because the request was routed through the same SSCP twice.

**000B**

The DLU specified in the CDINIT is unknown to the receiving SSCP, and the receiving SSCP cannot reroute the CDINIT.

#### **LUA\_RU\_LENGTH\_ERROR**

The requested RU was too long or too short. The RU was delivered to the intended half-session component, but it could not be interpreted or processed. This condition represents a mismatch of half-session capabilities.

This code can also appear as asense code in an EXR.

#### **LUA\_FUNCTION\_NOT\_SUPPORTED**

The function that was requested is not supported by LUA. The function may have been specified by a formatted request code, a parameter in an RU, or a control character.

Bytes 2 and 3 that follow the sense code are not used for user-defined data. These bytes contain sense-code-specific information. The following setting is allowed:

**0000** The requested function is not supported by LUA.

The RU was delivered to the intended half-session component, but it could not be interpreted or processed. This condition represents a mismatch of half-session capabilities.

#### **LUA\_HDX\_BRACKET\_STATE\_ERROR**

A protocol machine determined that the current request could not be sent under the existing state error.

#### **LUA\_RESPONSE\_ALREADY\_SENT**

A protocol machine determined that the current request could not be sent because a response for the chain had already been sent.

#### **LUA\_EXR\_SENSE\_INCORRECT**

The application issued a negative response for a previously received exception request. The sense code in the response was not acceptable.

If the sense code in the exception request is X'0813000', the sense code in the negative response can be either X'08130000' or X'08140000'. In all other cases, the sense code in the negative response must be the same as the sense code in the exception request.

#### **LUA\_RESPONSE\_OUT\_OF\_ORDER**

A protocol machine determined that the current response was not issued to the oldest request.

#### **LUA\_CHASE\_RESPONSE\_REQUIRED**

A protocol machine determined that the current request is being attempted with an older CHASE request outstanding.

#### **LUA\_CATEGORY\_NOT\_SUPPORTED**

A DFC, SC, NC, or FMD request was received by a half-session not supporting any requests in that category, a network services (NS) request byte 0 was not set to a defined value, or byte 1 was not set to an NS category by the receiver.

#### **LUA\_CHAINING\_ERROR**

An error occurred in the sequence of the chain indicator settings, such as first, middle, first. A request header or a request unit that is not allowed for the receiver's current session control or data flow control state was detected. This error prevents delivery of the request to the intended half-session component.

#### **LUA\_BRACKET**

The sender did not enforce bracket rules for the session. A request header or request unit that is not allowed for the receiver's current session control or data flow control state was detected. This error prevents delivery of the request to the intended half-session component.

#### **LUA\_DIRECTION**

A normal-flow request was received while the half-duplex flip-flop state was NOT\_RECEIVE. A request header or request unit that is not allowed for the receiver's current session control or data flow control state was detected. This error prevents delivery of the request to the intended half-session component.

#### **LUA\_DATA\_TRAFFIC\_RESET**

An FMD or normal-flow DFC request was received by a half-session whose session activation state was active, but whose data traffic state was not active. A request header or a request unit that is not allowed for the receiver's current session control or data flow control state was detected. This error prevents delivery of the request to the intended half-session component.

#### **LUA\_DATA\_TRAFFIC QUIESCED**

An FMD or a DFC request, received from a half-session that sent a QC command or a SHUTC command, has not responded to a RELQ command. A response header or request unit that is not allowed for the receiver's current session control or data flow control state was detected. This error prevents delivery of the request to the intended half-session component.

#### **LUA\_DATA\_TRAFFIC\_NOT\_RESET**

A session control request was received while the data traffic state was not reset. A request header or request unit that is not allowed for the receiver's current session control or data flow control state was detected. This error prevents delivery of the request to the intended half-session component.

#### **LUA\_NO\_BEGIN\_BRACKET**

A BID or an FMD request that specified BBI=BB was received after the receiver had previously sent a positive response to a BIS command. A request header or request unit that is not allowed for the receiver's current session control or data flow control state was detected. This error prevents delivery of the request to the intended half-session component.

#### **LUA\_SC\_PROTOCOL\_VIOLATION**

An SC protocol was violated. A request allowed only after a successful exchange of an SC request and its associated positive response was received before a successful exchange occurred. Byte 4 of the sense data contains the request code. There is no user data associated with this sense

code. A request header or request unit that is not allowed for the receiver's current session control or data flow control state was detected. This error prevents delivery of the request to the intended half-session component.

#### **LUA\_IMMEDIATE\_REQ\_MODE\_ERROR**

The immediate request mode protocol was violated by the request. An RH or RU that is not allowed for the receiver's current session control or data flow control state was detected. This error prevents delivery of the request to the intended half-session component.

#### **LUA\_QUEUED\_RESPONSE\_ERROR**

The Queued Response protocol was violated by a request; for example, QRI=¬ QR when an outstanding request has QRI=QR. An RH or an RU that is not allowed for the receiver's current session control or data flow control state was detected. This error prevents delivery of the request to the intended half-session component.

#### **LUA\_ERP\_SYNC\_EVENT\_ERROR**

The ERP synchronous event protocol was violated. An RH or an RU that is not allowed for the receiver's current session control or data flow control state was detected. This error prevents delivery of the request to the intended half-session component.

#### **LUA\_RSP\_BEFORE\_SENDING\_REQ**

An attempt was made in half-duplex (flip-flop or contention) send/receive mode to send a normal-flow request when a response to a previously received request has not yet been sent. An RH or an RU that is not allowed for the receiver's current session control or data flow control state was detected. This error prevents delivery of the request to the intended half-session component.

#### **LUA\_RSP\_CORRELATION\_ERROR**

A response was received that cannot be correlated with a previously sent request, or a response was sent that cannot be correlated with a previously received request.

#### **LUA\_RSP\_PROTOCOL\_ERROR**

A response was received from the primary half-session that violated the response protocol, such as:

- A positive response (+RSP) was received for an RQE chain.
- Two responses were received for one chain.

#### **LUA\_INVALID\_SC\_OR\_NC\_RH**

The RH of a session control (SC) or network control (NC) request was not valid. For example, an SC RH with the pacing request indicator set to 1 is not valid. The value of a parameter or combination of parameters in the RH violates the architectural rules or previously selected LOGON options. These errors prevent delivery of the request to the intended half-session component and are independent of the current states of the session. These errors might result from the sender's failure to enforce session ru

#### **LUA\_BB\_NOT\_ALLOWED**

The begin bracket indicator (BB) was specified incorrectly; for example, BBI=BB with BCI=¬BC. The value of a parameter or combination of parameters in the RH violates the architectural rules or previously selected LOGON options. These errors prevent delivery of the request to the intended half-session component and are independent of the current states of the session. These errors might result from the failure of the sender to enforce session rules.

#### **LUA\_EB\_NOT\_ALLOWED**

The end bracket indicator (EB) was specified incorrectly; for example, by EBI=EB with BCI=¬BC, or by the primary half-session when only the secondary can send an EB, or by the secondary half-session when only the primary can send an EB. The value of a parameter or combination of parameters in the RH violates the architectural rules or previously selected LOGON options. These errors prevent delivery of the request to the intended half-session component and are independent of the current states of the session. These errors might result from the failure of the sender to enforce session rules.

#### **LUA\_EXCEPTION\_RSP\_NOT\_ALLOWED**

An exception response was requested when it was not permitted. The value of a parameter or combination of parameters in the RH violates the architectural rules or previously selected LOGON options. These errors prevent delivery of the request to the intended half-session component and are independent of the current states of the session. These errors might result from the failure of the sender to enforce session rules.

#### **LUA\_DEFINITE\_RSP\_NOT\_ALLOWED**

A definite response was requested when it was not permitted. The value of a parameter or combination of parameters in the RH violates the architectural rules or previously selected LOGON options. These errors prevent delivery of the request to the intended half-session component and are independent of the current states of the session. These errors might result from the failure of the sender to enforce session rules.

#### **LUA\_PACING\_NOT\_SUPPORTED**

The pacing indicator was set on a request, but the receiving half-session or the boundary function half-session does not support pacing for this session. The value of a parameter or combination of parameters in the RH violates the architectural rules or previously selected LOGON options. These errors prevent delivery of the request to the intended half-session component and are independent of the current states of the session. These errors might result from the failure of the sender to enforce session rules.

#### **LUA\_CD\_NOT\_ALLOWED**

The change-direction indicator (CD) was specified incorrectly; for example, CDI=CD with ECI=-EC or CDI=CD with EBI=EB. The value of a parameter or combination of parameters in the RH violates the architectural rules or previously selected LOGON options. These errors prevent delivery of the request to the intended half-session component and are independent of the current states of the session. These errors might result from the failure of the sender to enforce session rules.

#### **LUA\_NO\_RESPONSE\_NOT\_ALLOWED**

No-response was specified on a request when it was not permitted. No-response is used only on EXR. The value of a parameter or combination of parameters in the RH violates the architectural rules or previously selected LOGON options. These errors prevent delivery of the request to the intended half-session component and are independent of the current states of the session. These errors might result from the failure of the sender to enforce session rules.

#### **LUA\_CHAINING\_NOT\_SUPPORTED**

The chaining indicators (BCI and ECI) were specified incorrectly; for example, chaining bits other than BCI=BC and ECI=EC were indicated, but multiple-request chains are not supported for the session or for the category specified in the request header. The value of a parameter or combination of parameters in the RH violates the architectural rules or previously selected LOGON options. These errors prevent the delivery of the request to the intended half-session component and are independent of the current states of the session. These errors might result from the failure of the sender to enforce session rules.

#### **LUA\_BRACKETS\_NOT\_SUPPORTED**

The bracket indicators (BBI and EBI) were specified incorrectly; for example, a bracket indicator was set (BBI=BB or EBI=EB), but brackets are not used for the session. The value of a parameter or combination of parameters in the RH violates the architectural rules or previously selected LOGON options. These errors prevent delivery of the request to the intended half-session component and are independent of the current states of the session. These errors might result from the failure of the sender to enforce session rules.

#### **LUA\_CD\_NOT\_SUPPORTED**

The change-direction indicator was set, but is not supported. The value of a parameter or combination of parameters in the RH violates the architectural rules or previously selected LOGON



options. These errors prevent delivery of the request to the intended half-session component and are independent of the current states of the session. These errors might result from the failure of the sender to enforce session rules.

#### **LUA\_INCORRECT\_USE\_OF\_FI**

The format indicator (FI) was specified incorrectly; for example, the FI was set with BCI=-BC or the FI was not set on a DFC request. The value of a parameter or combination of parameters in the RH violates the architectural rules or previously selected LOGON options. These errors prevent delivery of the request to the intended half-session component and are independent of the current states of the session. These errors might result from the failure of the sender to enforce session rules.

#### **LUA\_ALTERNATE\_CODE\_NOT\_SUPPORTED**

The code selection indicator (CSI) was set when it was not supported for the session. The value of a parameter or combination of parameters in the RH violates the architectural rules or previously selected LOGON options. These errors prevent delivery of the request to the intended half-session component and are independent of the current states of the session. These errors might result from the failure of the sender to enforce session rules.

#### **LUA\_INCORRECT\_RU\_CATEGORY**

The RU category indicator was specified incorrectly; for example, an expedited-flow request or a response was specified with the RU category indicator = FMD. The value of a parameter or combination of parameters in the RH violates the architectural rules or previously selected LOGON options. These errors prevent delivery of the request to the intended half-session component and are independent of the current states of the session. These errors might result from the failure of the sender to enforce session rules.

#### **LUA\_INCORRECT\_REQUEST\_CODE**

The request code on a response does not match the request code on its corresponding request. The value of a parameter or combination of parameters in the RH violates the architectural rules or previously selected LOGON options. These errors prevent delivery of the request to the intended half-session component and are independent of the current states of the session. These errors might result from the failure of the sender to enforce session rules.

#### **LUA\_INCORRECT\_SPEC\_OF\_SDI\_RTI**

The sense-data-included indicator (SDI) and the response-type indicator (RTI) were not specified correctly on a response. The proper value pairs are (SDI=SD, RTI=negative) and (SDI=-SD, RTI=positive). The value of a parameter or combination of parameters in the RH violates the architectural rules or previously selected LOGON options. These errors prevent delivery of the request to the intended half-session component and are independent of the current states of the session. These errors might result from the failure of the sender to enforce session rules.

#### **LUA\_INCORRECT\_DR1I\_DR2I\_ERI**

The definite response 1 indicator (DR1I), the definite response 2 indicator (DR2I), and the exception response indicator (ERI) were specified incorrectly. For example, a CANCEL request was not specified with DR1I=DR1, DR2I=-DR2, and ERI=-ER. The value of a parameter or combination of parameters in the RH violates the architectural rules or previously selected LOGON options. These errors prevent delivery of the request to the intended half-session component and are independent of the current states of the session. These errors might result from the failure of the sender to enforce session rules.

#### **LUA\_INCORRECT\_USE\_OF\_QRI**

The queued response indicator (QRI) was specified incorrectly; for example, QRI=QR on an expedited-flow request. The value of a parameter or combination of parameters in the RH violates the architectural rules or previously selected LOGON options. These errors prevent delivery of the request to the intended half-session component and are independent of the current states of the session. These errors might result from the failure of the sender to enforce session rules.

#### **LUA\_INCORRECT\_USE\_OF EDI**

The enciphered data indicator (EDI) was specified incorrectly; for example EDI=ED on a DFC

request. The value of a parameter or combination of parameters in the RH violates the architectural rules or previously selected LOGON options. These errors prevent delivery of the request to the intended half-session component and are independent of the current states of the session. These errors might result from the failure of the sender to enforce session rules.

#### **LUA\_INCORRECT\_USE\_OF\_PDI**

The padded data indicator (PDI) was specified incorrectly, such as PDI=PD on a DFC request. The value of a parameter or combination of parameters in the RH violates the architectural rules or previously selected LOGON options. These errors prevent delivery of the request to the intended half-session component and are independent of the current states of the session. These errors might result from the failure of the sender to enforce session rules.

#### **LUA\_NAU\_INOPERATIVE**

The NAU is unable to process requests or responses. For example, the NAU was disrupted by an abnormal end. The request could not be delivered to the intended receiver, because of a path outage, an incorrect sequence of activation requests, or one of the listed path information unit (PIU) errors. A path error that is received while the session is active generally indicates that the path to the session partner is lost.

#### **LUA\_NO\_SESSION**

No half-session is active in the receiving end node for the indicated origin-destination pair or no boundary function half-session component is active for the origin-destination pair in a node that provides the boundary function. A session activation request is needed. The request could not be delivered to the intended receiver because of a path outage or an incorrect sequence of activation requests. A path error that is received while the session is active generally indicates that the path to the session partner is lost.

#### **LUA\_BRACKET\_RACE\_ERROR**

A loss of contention within the bracket protocol occurred. When bracket initiation or bracket termination by both NAUs occurs, contention is lost. The intended half-session component understood the supported request, but did not process it.

#### **LUA\_BB\_REJECT\_NO\_RTR**

A BID or a begin-bracket indicator was received while the first speaker was in the in-bracket state or while the first speaker was in the between-brackets state. The first speaker denied permission. No RTR command will be sent. The intended half-session component understood the supported request, but did not process it.

#### **LUA\_CRYPTOGRAPHY\_INOPERATIVE**

The receiver of a request was not able to decipher the request because of a malfunction in its cryptography facility. The intended half-session component understood the supported request, but did not process it.

#### **LUA\_SYNC\_EVENT\_RESPONSE**

A negative response to a synchronizing request was received. The intended half-session component understood the supported request, but did not process it.

#### **LUA\_RU\_DATA\_ERROR**

Data in the request RU is not acceptable to the receiving FMDS component. For example, a character code is not in the set that is supported, a formatted data parameter is not acceptable to presentation services, or a required name in the request has been omitted. The RU was delivered to the intended half-session component, but it could not be interpreted or processed. This condition represents a mismatch of half-session capabilities.

#### **LUA\_INCORRECT\_SEQUENCE\_NUMBER**

The sequence number that was received on a normal-flow request was not greater than the last sequence number. A sequence number error or an RH or RU that is not allowed for this receiver's current session control or data flow control state was detected. This error prevents the delivery of the request to the intended half-session component.



## Appendix C. APPC Conversation State Transitions

The following tables show the conversation states in which each APPC verb can be issued, and the state change that occurs on completion of the verb. In some cases, the state change depends on the **primary\_rc** parameter returned to the verb; where this applies, the applicable **primary\_rc** values are listed in the Return codes column.

Where no return codes are shown, the state changes are the same for all return codes (except as described in Notes 2 and 3 following the table).

The possible conversation states are shown as column headings. Against each verb, the following information is given under each heading to indicate the results of issuing the verb in this state:

- **X** if the verb cannot be issued in this state.
- **S, SP, R, C, CS, CD,** or **P** to indicate the state of the conversation after the verb has completed: **Reset, Send, Send Pending, Receive, Confirm, Confirm Send, Confirm Deallocate,** or **Pending Post.**
- **/** if it is not applicable to consider the previous state. This applies to the **[MC\_]ALLOCATE** and **RECEIVE\_ALLOCATE** verbs; these verbs always start a new conversation as though they were in Reset state, with no effect on the conversation (if any) in which they were issued.
- Blank if the return code shown cannot occur in this state.

For information on full-duplex conversation state transitions, see Table 23 on page 341.

Table 22. APPC Half-Duplex Conversation State Transitions

Verb Return Codes	Reset (T)	Send (S)	Send Pending (SP)	Receive (R)	Confirm (C)	Confirm Send (CS)	Confirm Deall (CD)	Pend-Post (PS)
[MC_]ALLOCATE								
AP_OK (other)	S T	/	/	/	/	/	/	/
CANCEL_CONVERSATION	X	T	T	T	T	T	T	T
[MC_]CONFIRM	X							
AP_OK AP_ERROR		S R	S R	X	X	X	X	X
[MC_]CONFIRMED	X	X	X	X	R	S	T	X
[MC_]DEALLOCATE (Abend)	X	T	T	T	T	T	T	T
[MC_]DEALLOCATE (Other)	X	R T	R T	X	X	X	X	X
AP_ERROR (other)								
[MC_]FLUSH	X	S	S	X	X	X	X	X
[MC_]GET_ATTRIBUTES	X	S	SP	R	C	CS	CD	P
GET_STATE	X	S	SP	R	C	CS	CD	P
GET_TYPE	X	S	SP	R	C	CS	CD	P
[MC_]PREPARE_TO_ RECEIVE	X	R	R	X	X	X	X	X

Table 22. APPC Half-Duplex Conversation State Transitions (continued)

Verb Return Codes	Reset (T)	Send (S)	Send Pending (SP)	Receive (R)	Confirm (C)	Confirm Send (CS)	Confirm Deall (CD)	Pend-Post (PS)
RECEIVE_ALLOCATE  AP_OK (other)	R T	/	/	/	/	/	/	/
[MC_]RECEIVE_AND_POST  (Note 4)	X	P	P	P	X	X	X	X
[MC_]RECEIVE_AND_WAIT	X	Note 5	Note 5	Note 5	X	X	X	X
[MC_]RECEIVE_IMMEDIATE	X	X	X	Note 5	X	X	X	X
[MC_]REQUEST_TO_SEND	X	X	X	R	C	X	X	P
[MC_]SEND_DATA  AP_OK AP_ERROR	X	S R	S	X	X	X	X	X
[MC_]SEND_ERROR  AP_OK AP_ERROR	X	S R	S	S	S	S	S	S
[MC_]TEST_RTS	X	S	S	R	C	C	C	P

**Notes:**

- In the Return codes column of the table, the abbreviation AP\_ERROR is used for the following return codes:
  - AP\_PROG\_ERROR\_TRUNC
  - AP\_PROG\_ERROR\_NO\_TRUNC
  - AP\_PROG\_ERROR\_PURGING
  - AP\_SVC\_ERROR\_TRUNC
  - AP\_SVC\_ERROR\_NO\_TRUNC
  - AP\_SVC\_ERROR\_PURGING.
- The conversation will always enter Reset state if any of the following return codes are received:
  - AP\_ALLOCATION\_ERROR
  - AP\_COMM\_SUBSYSTEM\_ABENDED
  - AP\_COMM\_SUBSYSTEM\_NOT\_LOADED
  - AP\_CONV\_FAILURE\_RETRY
  - AP\_CONV\_FAILURE\_NO\_RETRY
  - AP\_DEALLOC\_ABEND
  - AP\_DEALLOC\_ABEND\_PROG
  - AP\_DEALLOC\_ABEND\_SVC
  - AP\_DEALLOC\_ABEND\_TIMER
  - AP\_DEALLOC\_NORMAL
- The following non-OK return codes do not cause any state change. The conversation always remains in the state in which the verb was issued:
  - AP\_CONVERSATION\_TYPE\_MIXED
  - AP\_PARAMETER\_CHECK

AP\_STATE\_CHECK  
 AP\_TP\_BUSY  
 AP\_UNEXPECTED\_SYSTEM\_ERROR  
 AP\_UNSUCCESSFUL

- After **[MC\_]RECEIVE\_AND\_POST** has been issued and received the initial **primary\_rc** of AP\_OK, the conversation changes to Pending Post state. Once the supplied callback routine has been called to indicate that the verb has completed, the new conversation state depends on the **primary\_rc** and **what\_rcvd** parameters as in Note 5.
- The state change after one of the **RECEIVE** verbs depends on both the **primary\_rc** and **what\_rcvd** parameters.

If the **primary\_rc** parameter is AP\_PROG\_ERROR\*, AP\_SVC\_ERROR\*, or ([MC\_]RECEIVE\_IMMEDIATE only) AP\_UNSUCCESSFUL, the new state is RECEIVE.

If the **primary\_rc** parameter is AP\_DEALLOC\*, the new state is RESET.

If the **primary\_rc** parameter is AP\_OK, the new state depends on the value of the **what\_rcvd** parameter:

**Receive state**

AP\_DATA, AP\_DATA\_COMPLETE, AP\_DATA\_INCOMPLETE

**Send state**

AP\_SEND

**Send Pending state**

AP\_DATA\_SEND, AP\_DATA\_COMPLETE\_SEND

**Confirm state**

AP\_CONFIRM\_WHAT\_RECEIVED, AP\_DATA\_CONFIRM, AP\_DATA\_COMPLETE\_CONFIRM

**Confirm Send state**

AP\_CONFIRM\_SEND, AP\_DATA\_CONFIRM\_SEND,  
 AP\_DATA\_COMPLETE\_CONFIRM\_SEND

**Confirm Deallocate state**

AP\_CONFIRM\_DEALLOCATE, AP\_DATA\_CONFIRM\_DEALLOCATE,  
 AP\_DATA\_COMPLETE\_CONFIRM\_DEALL

For information on half-duplex conversation state transitions, see Table 22 on page 339.

Table 23. APPC Full-Duplex Conversation State Transitions

Verb Return Codes	Reset (T)	Send Receive (SR)	Send Only (S)	Receive Only (R)
[MC_]ALLOCATE AP_OK (other)	SR T	/	/	/
CANCEL_CONVERSATION	X	T	T	T
[MC_]DEALLOCATE (Abend)	X	T	T	T
[MC_]DEALLOCATE (Flush)	X	R	T	X
[MC_]FLUSH	X	SR	S	X
[MC_]GET_ATTRIBUTES	X	SR	S	R
GET_STATE	X	SR	S	R

Table 23. APPC Full-Duplex Conversation State Transitions (continued)

Verb Return Codes	Reset (T)	Send Receive (SR)	Send Only (S)	Receive Only (R)
GET_TYPE	X	SR	S	R
RECEIVE_ALLOCATE				
AP_OK (other)	SR T	/	/	/
[MC_]RECEIVE_AND				
WAIT	X	SR	X	R
AP_OK	X	SR	X	R
AP_ERROR	X	S	X	T
AP_DEALLOC_NORMAL				
RECEIVE_EXPEDITED_DATA	X	SR	S	R
[MC_]RECEIVE_IMMEDIATE				
AP_OK	X	SR	X	R
AP_ERROR	X	SR	X	R
AP_DEALLOC_NORMAL	X	S	X	T
[MC_]SEND_DATA				
AP_OK	X	SR	S	X
AP_ERROR_INDICATION	X	SR	T	X
[MC_]SEND_ERROR				
AP_OK	X	SR	S	X
AP_ERROR_INDICATION	X	SR	T	X

**Notes:**

- In the Return codes column of the table, the abbreviation AP\_ERROR is used for the following return codes:
  - AP\_PROG\_ERROR\_TRUNC
  - AP\_PROG\_ERROR\_NO\_TRUNC
  - AP\_SVC\_ERROR\_TRUNC
  - AP\_SVC\_ERROR\_NO\_TRUNC
- The conversation will always enter Reset state if any of the following return codes are received:
  - AP\_ALLOCATION\_ERROR
  - AP\_COMM\_SUBSYSTEM\_ABENDED
  - AP\_COMM\_SUBSYSTEM\_NOT\_LOADED
  - AP\_CONV\_FAILURE\_RETRY
  - AP\_CONV\_FAILURE\_NO\_RETRY
  - AP\_DEALLOC\_ABEND
  - AP\_DEALLOC\_ABEND\_PROG
  - AP\_DEALLOC\_ABEND\_SVC
  - AP\_DEALLOC\_ABEND\_TIMER
- The following non-OK return codes do not cause any state change. The conversation always remains in the state in which the verb was issued:
  - AP\_CONVERSATION\_TYPE\_MIXED

AP\_PARAMETER\_CHECK  
AP\_STATE\_CHECK  
AP\_TP\_BUSY  
AP\_UNEXPECTED\_SYSTEM\_ERROR  
AP\_UNSUCCESSFUL



---

## Appendix D. Communications Server Service Location Protocol

---

### Discovery and Load Balancing APIs

A Communications Server (refers to both IBM Communications Server for Windows NT and IntranetWare for SAA) application program developer now can locate services and load balance among those services using the TCP/IP protocol. There are three basic methods that an application program can take advantage of this new function:

- Communications Server SNA APIs (LUx (RUI/SLI), APPC, CPIC). Using the APIs will get the support basically "for free" if an existing application is already written to a SNA API. With this method, no new code must be written to take advantage of the location/load balancing functions. The only constraint with this method is that API code expects the client's configuration data to reside in Novell Directory Services (NDS) for IntranetWare or in an INI file, or LDAP Communications Server for Windows NT.
- Service Location Protocol (SLP) User Agent (UA) API. An SLP UA DLL is packaged with the product which provides support for Communications Server service location and load-balancing over TCP/IP connections. This method provides the greatest flexibility for the application developer in terms of how to do the service location/load-balancing, where to obtain client configuration, and how to present these functions to the end user.
- Using a combination of UA (for location) and the QEL/MU CM\_CSLLIST\_GETII primitive for load-balancing (for 3270 and LU6.2 applications only). This method is a hybrid of the first two in that it reduces the amount of code needed to be written to only the location function and gives maximum flexibility in terms of client configuration.

IBM and Novell recommend using the API client for location and load-balancing. If the application developer is unable to do so or desires to support telnet, method 2 is provided. If support for QEL/MU is already provided then method 3 may be used. Since the first method is really nothing new from the application developer's perspective, the following discussion applies to the last two methods.

### Structure

The UA API is a general-purpose C-language API modeled after the one presented in the "An API for Service Location" Internet draft (dated 3/25/97). The following characteristics apply to the service registrations:

- All registrations are made in US English.
- The character set is US-ASCII.

The API is packaged as the IBMSLP.DLL on the Windows 95, Windows 98, and Windows NT platforms. Header files are provided in this SDK that define relevant structures, constants, and function prototypes. The DLL is installed when the API client is installed and can also be found on the product CD-ROM with the other SLP SDK files at \NWSAA\SAASDK\SLP\BINARY\IBMSLP.DLL or at \CSNT\SDK\SLP\BINARY\IBMSLP.DLL.

### Scenarios

In each scenario, the application program using the user agent API is called the "app." References to the end user (person using the app) are shortened to "user."

#### Method 2: UA API to locate the least-loaded (or "low-loaded") service.

1. The application issues SL\_Open to open a session with SLP.
2. If a scope is not configured or is not otherwise made available to the app, the application issues an SL\_GetAttrs API call for the desired service type with an attribute tag filter of 'SCOPE' to obtain valid,

reachable scopes. Supplying a service name of one of the administrated IntranetWare for SAA 3.0 or CSNT 6.0 services on this api call will ensure that you will be returned only scopes that apply to the supplied service type.

3. The application then issues SL\_GetService specifying the desired service, one of the obtained scope names, and the query string indicating which service attributes are required. For illustration purposes the service attributes specified in this example query would be LUPPOOL, and LOAD. The Service reply will contain either an indication the no matching services were located, or a list of URLs that can provide the service, while satisfying the query string requirements.
4. The application analyzes the returned list:
5. If no URLs are returned, the application either modifies and reissues the original SL\_GetService request illustrated in step 3 with a new LOAD criterion range, or informs the end user that the service is not currently available.
6. If a single URL is returned, the analysis is done.
7. If a list of URLs is returned:
  - **Option 1 - "least load" location**
    - a. The application issues SL\_GetAttrs for each URL returned in the Service Reply. It specifies the LOAD attribute in the select clause on each call. The LOAD value is returned in the Get Attributes reply.
    - b. The application selects the URL with the lowest LOAD value.
    - c. The application connects to the server represented by the selected URL and begins its SNA session.
    - d. The application issues SL\_Close to close the SLP session.
  - **Option 2 - "low load" selection**
    - a. Randomly select a URL from the returned list.
    - b. The application connects to the server represented by the selected URL and begins its SNA session.
    - c. The application issues SL\_Close to close the SLP session.

Note that there are two options presented for load-balancing among a large number of servers. The key difference between the two options is this: option 1 guarantees that the least-loaded server is selected, but it generates more LAN traffic than option 2. Option 2 guarantees only that a "low-loaded" server is selected, but there is less potential line traffic on the LAN during the selection process than option 1.

**Retries:** In many cases, connection retries by the application are necessary to effect the maximum availability of resources for the user. One condition that necessitates a connection retry by the application is when the application attempts to connect to a URL returned on SL\_GetService and then establish an SNA session but no LU is available. This condition is possible due to the loose coupling between what services are registered via SLP and what services are actually available on the registering server. If the application fails to connect to a selected service, it should retry to another returned service (for example, the next, least-loaded server). If no more services are available, the application can either retry from the initial SL\_GetService or report the condition to the end-user.

**URL Formats:** The URLs advertised by the Communications Servers consist of two parts: the dotted-decimal IP address and a port number.

A URL is an ASCII string with the following format:

<IP address>:<port number>

The IP address is the default IP address for the server. The port number depends on the service type being advertised:



Table 24. Service Type/Port Information

Service type	Port
commserver	well-known CommExec listening port 1366
cs3270	well-known CommExec listening port 1366
csappc	well-known CommExec listening port 1366
tn3270	telnet port as as obtained from ETC/SERVICES file on server or configured to the telnet server

## Ports

For the next release of the Communications Server for NWSAA, there will be support for having multiple ports to provide for multiple connections to AS400 systems. CSNT 6.0 currently supports multiple ports. Support for secure encrypted telnet sessions will also be provided, which will require a different port number than the default port number, for the secure session. The emulator should be able to use the port numbers that are returned from a SLP service discovery. More information about the service types can be found in the TEMPLATE.HTM file.

**Example 1:** An application provides 3270 emulation over telnet. It needs to connect to any LU available in its configured LU Pool of ACCOUNTS, and it needs to connect through the lightest loaded server. No scopes are configured in the network. The mainframe host supports dynamic device types so the application does not need to specify a device type.

The application begins by issuing the following predicate for the SL\_GetService request to locate a server (in all examples '\t' is the TAB character):

```
tn3270//LUP00L==ACCOUNTS*/
```

At this point, a list of three URLs (similar to these) is returned (the port number 23 is the standard port for telnet connection requests):

```
service:tn3270://9.37.51.254:23
service:tn3270://9.37.51.260:23

service:tn3270://9.37.51.256:23
```

Being designed to perform least-load location, the application issues a series of SL\_GetAttrs calls directed to each URL to obtain the load measurement of each server. It specifies a select clause similar to the one below to receive only load information:

```
URL = service:tn3270://9.37.51.254:23
Attribute filter = LOAD
```

- The attribute LOAD is returned along with its value "5"
- The application issues a second SL\_GetAttrs for the second URL and its load is returned, "2"
- And finally the third server, which returns a load of "10"

Since the load for the second server is lower, the application selects 9.37.52.260:23 as its connection target. The application tries to connect through 9.37.51.260, but the connection fails since no LUs are available. It then tries to connect through 9.37.51.254 (the next least-loaded server) and this time, it succeeds.

**Example 2:** Another application provides tn3270 emulation. It needs to locate a lightly-loaded server providing this service. The client's configuration is obtained from either an INI file or NDS: its scope is ENGINEERING, and it needs to find an LU type 2 model 2 from the LU Pool SMITH\_1.

The application begins by issuing an SL\_GetAttrs call with the service type of TN3270: and an attribute tag filter of 'SCOPE'. This returns a list of scope values that the servers supporting TN3270 have been administrated for. For illustrative purposes, assume that the scope value of 'ENGINEERING' is returned on the SL\_GetAttrs call. Next the application builds the following predicate for the SL\_GetService request to locate a server within this scope, that satisfies its initial LU device type, and load requirements (in all examples '\t' is the TAB character):

```
tn3270/ENGINEERING/LUPOOL==SMITH_1\t3270002,LOAD <= 10/
```

The application is designed to locate in load increments of 10, so if the initial SL\_GetService request returns an empty list, the application re-issues the SL\_GetService specifying the service again plus the new load attribute.

```
tn3270/ENGINEERING/LUPOOL==SMITH_1\t3270002,LOAD <= 20/
```

At this point, a list of two URLs (similar to these) is returned (the port number 23 is the standard port for telnet connection requests) :

```
service:tn3270://9.37.51.254:23  
service:tn3270://9.37.51.260:23
```

The application does not care that the absolute least-loaded server be selected as long as its load is below 20%. Therefore, it selects one of the two returned URLs at random:

```
URL = service:tn3270://9.37.51.260:23
```

The application selects 9.37.52.260:23 as its connection target, and the connection is successful.

*Method 3: UA for service location and CM\_CSLLIST\_GETII for load-balancing.:* The CM\_CSLLIST\_GETII primitive is provided for QEL/MU emulators. The primitive is extended to allow multiple filters to be supplied by the application. The header file cmc.h contains structures and definitions for this method and is included in this SDK. To use this method, the following procedure applies:

1. The application issues SL\_Open to open a session with SLP.
2. If a scope is not configured or is not otherwise made available to the app, the application issues an SL\_GetAttrs API call for the 'cs3270' service type with an attribute tag filter of 'SCOPE' to obtain valid, reachable scopes. This API returns a list of scopes that correspond to service URLs of the Communications Servers that can respond to the IP-version CM\_CSLLIST\_GETII primitive.
3. The application issues SL\_GetService specifying the 'cs3270' service only, and a valid scope. The Service reply contains a list of URLs of servers to which the application can connect that can handle the CM\_CSLLIST\_GETII primitive.
4. The application connects to the server represented by any selected URL in the list.
5. The application issues SL\_Close to close the SLP session.
6. The application builds a CM\_CSLLIST\_GETII primitive to retrieve a load-balanced list of servers. In it, the AgentType field is set to the desired service, and the filter specification contains the scope and the LU Pool name (if applicable).
7. A CM\_CSLLIST\_GETII\_ACK is returned containing a list of server TCP/IP addresses in load-balanced order (least-loaded to highest).
8. The application selects the first server in the list and connects to it.
9. The application tries to establish a SNA session with the server. If unsuccessful, it repeats the previous step with the next server in the returned list (and so on) until it succeeds or the list is exhausted.

Table 25. CM\_CSLLIST\_GETII Primitive

Field name	Field offset (hex)	Field length (dec)	Type	Content and Use
PrimType	x00	4	long int	CM_CSLLIST_GETII as in cmi.h
UserParm	x04	4	long int	Any value you want returned in the reply
Reserved	x08	4	long int	zero
ServiceType	x0c	4	long int	0x12B (for load balancing support)
ProdVersion	x10	4	long int	-1 (indicates "don't care")
NWVersion	x14	4	long int	-1 (indicates "don't care")
Flags	x18	4	long int	See table "Flags values"
AgentType	x0c	4	long int	See table "AgentType values"
FilterList	x1c	*	FilterList_t	See table "FilterList_t" (value depends on setting of "Flags")

Table 26. CM\_CSLLIST\_GETII Primitive

Constant	Value	Meaning
zero	0	Need an unordered list. No filters are specified. (provided for backwards compatibility)
CMCsListFlags_LBPool	1	Need load-balanced list specifying a load-balanced pool name (value provided for backwards compatibility)
CMCsListFlags_LBAgent	2	Need load-balanced list. AgentType is used for load-balancing
CMCsListFlags_LBFilter	3	Need load-balanced list. A variable-length list of filters follows.

Table 27. Flags values (from cmi.h)

Constant	Value	Meaning
CSA_3270	0x126	Need an SNA Gateway agent for LU Types1/2/3
CSA_SAA	0x12B	Need an SNA Gateway agent for LU Type 6.2

Table 28. AgentType values (from csobjtyp.h)

Field name	Field offset (hex)	Field length (dec)	Type	Content and Use
FilterNameLen	x00	4	long int	Length of following load-balancing group (Pool) name
FilterName	x04	*	ASCII	Load-balancing group (Pool) name

Table 29. FilterList\_t (if Flags = CMCsListFlag\_LBPool)

Field name	Field offset (hex)	Field length (dec)	Type	Content and Use
FilterCount	x00	4	long int	number of filter list name structures that follow (0, if Flags = zero)
FilterList	x04	*	Filter_t	A list of filter list name structures. Each structure has variable length.

Table 30. FilterList\_t (if Flags = zero | Flags = CMCsListFlag\_LBFilters)

Field name	Field offset (hex)	Field length (dec)	Type	Content and Use
FilterLength	x00	4	long int	length of structure (plus this length field)
FilterType	x04	4	long int	See table "FilterType values"
FilterName	x08	*	ASCII	The filter name value

Table 31. Filter\_t

Constant	Meaning
CMCsListFilter_LBPool	A Load-balancing Pool name. Only one pool may be specified per list. This filter is valid only for AgentType CSA_3270.
CMCsListFilter_Scope	An SLP Scope name. Only one scope may be specified. If no scope is specified, then all unscoped services are assumed.

Table 32. FilterType values (from cmi.h)

Field name	Field offset (hex)	Field length (dec)	Type	Content and Use
PrimType	x00	4	long int	CM_CSLLIST_GETII_ACK as in cmi.h
UserParm	x04	4	long int	As passed in on CM_CSLLIST_GETII
Reserved	x08	4	long int	zero
ServiceType	x0c	4	long int	As passed in on CM_CSLLIST_GETII
Flags	x10	4	long int	As passed in on CM_CSLLIST_GETII
ServiceCount	x14	4	long int	Number of following server entries

Table 33. CM\_CSLLIST\_GETII\_ACK Primitive

Field name	Field offset (hex)	Field length (dec)	Type	Content and Use
ProdVersion	x00	4	long int	Version of product
Platform	x04	4	long int	CMCsListPlatform_IWSAA
CSNameLen	x08	4	long int	Length of following server name
CSName	*	*	long int	Name of server (null-terminated)
CSAddrLen	*	4	long int	Length of following IP address

Table 33. *CM\_CSLIST\_GETII\_ACK Primitive (continued)*

Field name	Field offset (hex)	Field length (dec)	Type	Content and Use
CSAddress	*	*	ASCII	The IP address of the server in the form: dotted-decimal-IP-address:port
NameLen	*	4	long int	Length of following agent name
AgentName	*	*	*	Name of agent on server (null-terminated)

Table 34. *Server Information structure in CM\_CSLIST\_GETII\_ACK Primitive*

Field name	Field offset (hex)	Field length (dec)	Type	Content and Use
PrimType	x00	4	long int	CM_CSLIST_GETII_ERR as in cmi.h
UserParm	x04	4	long int	As passed in on CM_CSLIST_GETII
Reserved	x08	4	long int	zero
Errno	x0c	4	long int	Error number

## Configuration Considerations

**Scope:** There are two choices for how to obtain the scope value for client requests for services:

### Discovery

The scope value can be discovered using the SL\_GetAttrs API (by issuing an unscoped attribute request for a service type with an attribute filter of "SCOPE"). This API returns a list of scopes for services currently active in the network. The list can be displayed for user selection.

### Configuration

The scope value can be obtained by configuration on the client. For applications that have access to NDS via the Novell client requester, the scope can be configured in and obtained from NDS. IntranetWare for SAA 3.0 provides NDS snap-ins and enhancements to the NDS schema to provide for many types of client configuration values including SLP scope. See below for more information on scope and what it means.

## DA-Discovery timeout

The DA-Discovery timeout value, a parameter on the SLP\_Open API, is used to control how long the SLP API must wait to discover Directory Agents (DAs) in the network. The discovery request is a multicast, and the amount of time required to gather all DA responses might vary depending on many factors. If there are no DAs in the network, this timeout value can be set to zero to indicate that no DA discovery is to be done. The timeout is expressed in milliseconds.

## SA Multicast timeout

The SA Multicast timeout value, a parameter on the SL\_Open API, is used to control how long the SLP API must wait to discover services, attributes, or service types in a network without at least one DA that supports the scope of the request. In this situation, these requests are multicast and the SLP API waits the timeout value to gather the multiple responses that are returned. The timeout is expressed in milliseconds.

---

## Administrator Help information

### Scope

Scope is a parameter used to control and manage access by clients to servers in a network. It is the same as the Service Location Protocol scope. The control scope provides is necessary for two reasons:

- As your network, the number of clients, and the number of servers grow, it becomes necessary to partition access to those servers by the growing number of clients in order to reduce overall traffic on the network.
- It allows administrators to organize users and servers in to administrative groups

The meaning of the values of scope are defined by the administrator of the network. These values can represent any entity. Commonly, they fall along either departmental, geographical, or organizational lines.

### How Scope is used?

Each IWSAA 3.0 or CSNT 6.0 server is assigned to a scope or scopes through their respective configuration tools. Clients using these servers must be configured to connect to servers within a single specific scope or unscoped servers. Different scopes can be assigned for the configurable services: 3270 and APPC.

### How does it relate to SLP?

IntranetWare for SAA 3.0 or CSNT 6.0 scope relates directly to SLP scope. Therefore, SLP Service Agents and Directory Agents need to reside in the network that support these configured scopes. If you plan to allow clients to locate services based on scopes, keep in mind how scope relates to the network as a whole. If there are unscoped services in a network where scopes are also used, then these services are eligible to satisfy any scoped requests, which can potentially put a burden on those service agents and directory agents that support the unscoped services. For this reason, we recommend that every reachable server either have scope configured, or no server has scope configured. If directory agents are to be used in the site network (for upward scaling), then they should be configured to handle the same scopes as are configured for the servers. In addition, if unscoped services are to be used in networks with directory agents, at least one unscoped directory agent should be set up.

**Note:** If the SNA API Client is configured to connect to unscoped servers, only unscoped servers will reply.

### Load Balancing Weight Factor

The load balancing weight factor gives the administrator the ability to modify or weight the load balancing measurement for each communications server. The factor can be different for each server. A load measurement is an integral number between 0 and 100 and is meant to approximate the percentage load on the server (100 being the highest). The weight factor gives the administrator an element in this calculation. The reasons this factor is useful:

- In some cases there are other factors that might have an effect on server load that are not taken into account by the Communications Server algorithm. For example, if a communications server is not dedicated to only SNA gateway traffic.
- If the IntranetWare for SAA 3.0 gateway providing TN3270/TN5250 services is to coexist in a network with other TN server implementations (CSNT 6.0) using SLP for load balancing, the IntranetWare for SAA 3.0 factor can be adjusted to compensate for differences.

The weight factor allows the administrator to bias the load measurement on that server away from selecting the server or towards selecting the server.

---

## Appendix E. Service Templates

---

### Comm Server Service Template

The commserver service type can be either Communications Server for Windows NT or IntranetWare for SAA 3.0.

For IntranetWare for SAA 3.0, the commserver service type is registered whenever the CommExec is loaded. It describes generic attributes of the IntranetWare for SAA server. These attributes are also repeated on the other service types provided by IntranetWare for SAA.

Release = <version/release>

This is the version and release level of the commserver advertising services. Its format is vv.rr.mm where "vv" is the major version number, "rr" is the minor version number, and "mm" is the modification level. All numbers are padded on the left with zeroes to two characters. Example: version 6, release 0, mod level 0 is "06.00.00"

Platform = <platform>

This is the network operating system platform underlying the advertising service. The defined values are:

**IW** Server uses the IntranetWare network operating system

**NT** Server uses the Microsoft NT operating system

**OS2** Server uses the OS2 operating system

**AIX** Server uses the AIX operating system

Protocol = <protocol>

This is the protocol(s) supported by the server providing this service. The defined values are:

**IP** Server supports client connections over IP (TCP/IP or UDP/IP)

**IPX** Server supports client connections over IPX (SPX/IPX)

Server name = <server name>

This is the name of the server that was configured during installation. This value has meaning only for the IW platform.

---

### Comm Server Service Registration Message

URL:service:commserver://<addr-spec>:<port-number>

Attributes:

[(SCOPE=<string>),]  
(RELEASE=06.00.00),

(PLATFORM=NT),

(PROTOCOL=IP),

(SERVERNAME=<string>)

---

## Dependent LU Service Template

The comm server Dependent LU service provides 3270 gateway access to an SNA network via server specific API's and protocols. The attributes reflect the types of 3270 devices, LU Pools, and load information available on the server.

Load = <server\_load>:

This is the load balancing quantity to use in determining the least loaded comm server to attach to for the service. The range of valid values is an integral 0 to 100 with 0 indicating the lowest possible load and 100 the highest.

LU Pool = <pool\_name>,  
<pool\_name>/t<dev-type>,

<pool\_name>/t<dev\_type>, ...

<pool\_name>/t<dev-type>

Identifies the LU pool names of LU pools available for use on this service with the associated device types supported in each pool. Each value is a record where the first token is the pool name of the pool and the second token is a device type supported in that pool. A pool name without a device type indicates that LUs of unknown type are included in the pool. Records associated with a given pool name are repeated for each supported device type. A given pool is included in a registration request if any PU profile that contributes at least one LU to the pool is active on the server. The range of valid dev\_types are:

Table 35. CM\_CSLIST\_GETII\_ERR Primitive

dev_type	Meaning
3270002	Lu Type 2 Model 2
3270003	Lu Type 2 Model 3
3270004	Lu Type 2 Model 4
3270005	Lu Type 2 Model 5
3270DSC	Printer LU

A given device type is included in the registration request if any LU configured as the type is contained in an active PU profile on the server.

---

## Dependent LU Service Registration Message

URL: service:cs3270://<addr-spec>:<port-number>

Attributes:

[(SCOPE=<string>),]  
(RELEASE=06.00.00),

(PLATFORM=NT),

(PROTOCOL=IP),

(SERVERNAME=<string>),

(LOAD=<integer 0 to 100>),

[(LUPPOOL=pool-name0/tANY,



```
pool-name1/tdevice_type1,  
pool-name2/tdevice-type2, ...  
pool-namen/tdevice-typen)]
```

---

## TN3270 Service Template

The tn3270 service provides 3270 gateway access to an SNA network via the TN3270 protocol. The attributes reflect the types of 3270 devices, LU Pools, and load information available on the server. LU Pool and Load attributes are the same as for service type cs3270.

**BIND, DATA, RESPONSES, SCS, SYSREQ**

These keyword attributes describe the TN3270e functions supported by this service.

**BIND** The server supports the SNA bind image function

**DATA** The non-SNA 3270 data stream is supported by server

**RESPONSES**

The server supports SNA response mode

**SCS** The server supports SNA 3270 SCS data stream

**SYSREQ**

The SYSREQ keyboard key is supported on server

They are present in the service advertisement if the functions they describe are available.

Security = <security>

This field will contain the security technique supported by the server. The defined values are:

**NONE** This server has no explicit security technique

**SSLV3** This server supports Secure Socket Layer Version 3 standard

Ciphersuites = <CipherSpec>,

<CipherSpec>, ...

<CipherSpec>

Identifies the cipher specifications supported by this server. The defined values are:

NULL\_NULL

NULL\_MD5

NULL\_SHA

RC4\_MD5\_EXPORT

RC4\_MD5\_US

RC4\_SHA\_US

RC2\_MD5\_EXPORT

DES\_SHA\_EXPORT

TRIPLE\_DES\_SHA\_US

RFC1576, RFC1646, RFC1647

The RFC numbers that document features supported by the service. Current RFC's for TN3270 include 1576, 1646, and 1647.

---

## TN3270 Service Registration Message

URL: service:tn3270://<addr-spec>:<port-number>

Attributes:

```
[(SCOPE=<string>),]
(RELEASE=06.00.00),

(PLATFORM=NT),

(PROTOCOL=IP),

(SERVERNAME=<string>),

(LOAD=<integer 0 to 100>),

[(LUPPOOL=pool-name(0)/tANY,
pool-name1/tdevice_type1,
pool-name2/tdevice-type2, ...
pool-namen/tdevice-typen)]

BIND,

DATA,

RESPONSES,

SCS,

SYSREQ,

(SEcurity=NONE),

(SEcurity=<security>),

(CIPHERSUITES=<Spec1,Spec2,...Specn>),

RFC1576,

RFC1646,

RFC1647
```

---

## TN5250 Service Template

The tn5250 service provides 5250 gateway access to an SNA network via the TN5250 protocol. The attributes reflect the accessible AS400's; services and load information available on the server.

Release = <release>

This is the Version and Release of the advertising commserver.

Protocol = <protocol>

This is the protocol(s) supported by the server providing this service. The defined values are:

IP - Server supports connections over IP (TCP/IP or UDP/IP)  
Platform = <platform>

This is the network operating system platform underlying the advertised service. The defined values are:

IW - Server uses the IntranetWare network operating system  
NT - Server uses the Microsoft NT Operating system

Server Name = <server name>

This is the name of the server that was configured during installation.

AS400 Name = <host name>

This is the name of the AS400 host that this service registration applies to.

Load = <INTEGER>

This is the load balancing quantity to use in determining the least loaded communications server. The range of valid values is an integer 0 to 100.

Security = <security>

This field will contain the security technique supported by the server. The actual values are:

NONE This server has no explicit security technique  
SSLV3 This server supports Secure Socket Layer Version 3 standard  
Ciphersuites = <CipherSpec>,  
<CipherSpec>, ...  
<CipherSpec>  
Identifies the cipher specifications supported by this server. The defined values are:  
NULL\_NULL  
NULL\_MD5  
NULL\_SHA  
RC4\_MD5\_EXPORT  
RC4\_MD5\_US  
RC4\_SHA\_US  
RC2\_MD5\_EXPORT  
DES\_SHA\_EXPORT  
TRIPLE\_DES\_SHA\_US

Function = <function>

This field will contain the TN5250 functions supported by the server. There are no functions defined at the current time.

RFC1205

The RFC numbers that document features supported by the service. Current RFC's for TN5250 include 1205.

---

## TN5250 Service Registration Message

URL: service:tn5250://<addr-spec>:<port-number>

Attributes:

(SCOPE=<string>),

(PROTOCOL=<string>),  
(RELEASE=<string>),  
(PLATFORM=<string>),  
(LOAD=<integer 0 to 100>),  
(SECURITY=NONE),  
(SECURITY=<security>),  
(CIPHERSUITES=<Spec1,Spec2,...Specn>),  
(FUNCTIONS=NONE),  
(RFC1205),  
(SERVERNAME=<string>),  
(AS400NAME=<string>),

---

## LU6.2 Service Template

The csappc service type provides SNA APPC access. Configured local LU definitions are registered with this service.

LLU = <llu1>,<llu2>,...,<llun>

Specifies the valid local LUs as configured on the comm server.

---

## LU6.2 Service Registration Message

URL: service:csappc://<addr-spec>:<port-number>

Attributes:

[(SCOPE=<string>),]  
(RELEASE=06.00.00),  
(PLATFORM=NT),  
(PROTOCOL=IP),  
(SERVERNAME=<string>),  
(LOAD=<integer 0 to 100>)  
[, (LLU=<llu1>,<llu2>,...,<llun>)]

---

## Appendix F. DLL Version Information

---

### 32-Bit Windows DLLs

The following 32-bit Windows DLLs include information that you can use to determine the version of the DLL:

- E32APPC.DLL
- WAPPC32.DLL
- WCPIC32.DLL
- WINCSV32.DLL
- WINMS32.DLL
- WINNOF32.DLL
- WINRUI32.DLL
- WINSLI32.DLL

The available keys are:

- CompanyName
- LegalCopyright
- LegalTrademarks
- ProductName
- ProductVersion
- FileDescription
- InternalName
- FileVersion

**Note:** All keys are a part of the "\\StringFileInfo\040904E4\" version block, and are not translated.

You can retrieve the information by using a program, or by using Windows Explorer or Windows NT Explorer as follows:

1. Select the DLL with the right mouse button
2. Select **Properties** from the pop-up menu
3. Select the **Version** tab.

Using this information, you can write code to determine whether a DLL came from IBM or another company (CompanyName), and whether the DLL is for the SNA API Client or the server (ProductName). You can determine which version of the DLL is installed (FileVersion), and which version of the product is installed (ProductVersion).

The following sample C function determines if the named DLL was produced by IBM:

```
//  
// Function returns TRUE if and only if given pathname is a versioned IBM DLL  
//  
#include <winver.h>  
#define CMPNY_KEY "\\StringFileInfo\040904E4\\CompanyName"  
  
BOOL bDllFromIBM(char *pcDllPathname)  
{  
    DWORD dwBufSize = 0, dwTemp = 0, dwReturnBytes = 0;  
    LPVOID pReturnBuffer = NULL;  
    VOID *pVInfoBuffer = NULL;  
    BOOL bRC = FALSE;
```

```

// verify parameters aren't null
if (!pcDllPathname || !*pcDllPathname)
    return FALSE;

// get size of Version Info
dwBufSize = GetFileVersionInfoSize(pcDllPathname, &dwTemp);

// no version info implies bad parameters or not versioned IBM DLL
if (!dwBufSize)
    return FALSE;

// allocate a buffer for the version information (+50 for safety)
pVInfoBuffer = malloc(dwBufSize + 50);

// malloc failure
if (!pVInfoBuffer)
    return FALSE;

// get version buffer filled
bRC = GetFileVersionInfo(pcDllName, dwTemp, dwBufSize, pVInfoBuffer);

// call failed
if (!bRC)
    return FALSE;

// get the company name
bRC = VerQueryValue(pVInfoBuffer, TEXT(CMPNY_KEY), ReturnBuffer, ReturnBytes);

// not found or empty
if (!bRC || !dwReturnBytes)
    return FALSE;

// value should begin with "IBM"
if (strncmp(pReturnBuffer, "IBM", strlen("IBM")) == 0)
    return TRUE;

return FALSE;
}

```

---

## Appendix G. Notices

This information was developed for products and services offered in the U.S.A. IBM may not offer the products, services, or features discussed in this information in other countries. Consult your local IBM representative for information on the products and services currently available in your area. Any reference to an IBM product, program, or service is not intended to state or imply that only that IBM product, program, or service may be used. Any functionally equivalent product, program, or service that does not infringe any IBM intellectual property right may be used instead. However, it is the user's responsibility to evaluate and verify the operation of any non-IBM product, program, or service.

IBM may have patents or pending patent applications covering subject matter described in this document. The furnishing of this document does not give you any license to these patents. You can send license inquiries, in writing, to:

IBM Director of Licensing  
IBM Corporation  
500 Columbus Avenue  
Thornwood, NY 10594  
U.S.A.

For license inquiries regarding double-byte (DBCS) information, contact the IBM Intellectual Property Department in your country or send inquiries, in writing, to:

IBM World Trade Asia Corporation  
Licensing  
2-31 Roppongi 3-chome, Minato-ku  
Tokyo 106, Japan

**The following paragraph does not apply to the United Kingdom or any other country where such provisions are inconsistent with local law:** INTERNATIONAL BUSINESS MACHINES CORPORATION PROVIDES THIS PUBLICATION "AS IS" WITHOUT WARRANTY OF ANY KIND, EITHER EXPRESS OR IMPLIED, INCLUDING, BUT NOT LIMITED TO, THE IMPLIED WARRANTIES OF NON-INFRINGEMENT, MERCHANTABILITY OR FITNESS FOR A PARTICULAR PURPOSE. Some states do not allow disclaimer of express or implied warranties in certain transactions, therefore, this statement may not apply to you.

This information could include technical inaccuracies or typographical errors. Changes are periodically made to the information herein; these changes will be incorporated in new editions of the publication. IBM may make improvements and/or changes in the product(s) and/or the program(s) described in this publication at any time without notice.

Licensees of this program who wish to have information about it for the purpose of enabling: (i) the exchange of information between independently created programs and other programs (including this one) and (ii) the mutual use of the information which has been exchanged, should contact:

IBM Corporation  
Department TL3B/062  
P.O. Box 12195  
Research Triangle Park, NC 27709-2195  
U.S.A.

Such information may be available, subject to appropriate terms and conditions, including in some cases, payment of a fee.

The licensed program described in this information and all licensed material available for it are provided by IBM under terms of the IBM Customer Agreement, International Programming License Agreement, or any equivalent agreement between us.

Information concerning non-IBM products was obtained from the suppliers of those products, their published announcements or other publicly available sources. IBM has not tested those products and cannot confirm the accuracy of performance, compatibility or any other claims related to non-IBM products. Questions on the capabilities of non-IBM products should be addressed to the suppliers of those products.

#### COPYRIGHT LICENSE:

This information contains sample application programs in source language, which illustrates programming techniques on various operating platforms. You may copy, modify, and distribute these sample programs in any form without payment to IBM, for the purposes of developing, using, marketing or distributing application programs conforming to the application programming interface for the operating platform for which the sample programs are written. These examples have not been thoroughly tested under all conditions. IBM, therefore, cannot guarantee or imply reliability, serviceability, or function of these programs. You may copy, modify, and distribute these sample programs in any form without payment to IBM for the purposes of developing, using, marketing, or distributing application programs conforming to IBM's application programming interfaces.

Each copy or any portion of these sample programs or any derivative work, must include a copy notice as follows:

(c) (your company name) (year). Portions of this code are derived from IBM Corp. Sample Programs. (c) Copyright IBM Corp. enter the year or years. All rights reserved.



---

## Appendix H. Trademarks

The following terms are trademarks of the IBM Corporation in the United States or other countries or both:

ACF/VTAM	IMS
Advanced Peer-to-Peer Networking	MVS/ESA
AFP	MVS/XA
AIX	NetView
AIXwindows	Operating System/2
Application System/400	OS/2
APPN	OS/400
AS/400	RACF
CallPath	SAA
CallPath/2	SP
CallPath SwitchServer/2	System/370
CICS	S/370
Common User Access	Virtual Machine/Enterprise Systems Architecture
CUA	VM/ESA
IBM	VTAM

PC Direct is a registered trademark of Ziff Communications Company and is used by IBM Corporation under license.

Java and all Java-based trademarks and logos are trademarks of Sun Microsystems, Inc. in the United States and/or other countries.

UNIX is a registered trademark in the United States and other countries licensed exclusively through X/Open Company Limited.

C-bus is a registered trademark of Corollary, Inc.

Microsoft, Windows, Windows NT and the Windows logo are trademarks of Microsoft Corporation in the United States and/or other countries.

ActionMedia, LANDesk, MMX, Pentium, and ProShare are trademarks or registered trademarks of Intel Corporation in the U.S. and other countries.

Other company, product, and service names may be trademarks or service marks of others.



# Index

## A

- abnormal termination, reporting 31
- ACSSVC 262
- ACTLU 165
- ACTLU message 170
- ALLOCATE 81
- AP\_ALLOCATION\_ERROR 321
- AP\_ALLOCATION\_FAILURE\_NO\_RETRY 321
- AP\_ALLOCATION\_FAILURE\_RETRY 321
- AP\_CONV\_FAILURE\_NO\_RETRY 322
- AP\_CONV\_FAILURE\_RETRY 322
- AP\_CONVERSATION\_TYPE\_MISMATCH 321
- AP\_CONVERSATION\_TYPE\_MIXED 322
- AP\_DEALLOC\_ABEND 322
- AP\_DEALLOC\_ABEND\_PROGRAM 322
- AP\_DEALLOC\_ABEND\_SVC 322
- AP\_DEALLOC\_ABEND\_TIMER 322
- AP\_DEALLOC\_NORMAL 322
- AP\_PIP\_NOT\_ALLOWED 321
- AP\_PIP\_NOT\_SPECIFIED\_CORRECTLY 321
- AP\_PROG\_ERROR\_PURGING 323
- AP\_PROG\_ERROR\_TRUNC 323
- AP\_SECURITY\_NOT\_VALID 321
- AP\_SVC\_ERROR\_NO\_TRUNC 323
- AP\_SVC\_ERROR\_PURGING 323
- AP\_SVC\_ERROR\_TRUNC 323
- AP\_SYNC\_LEVEL\_NOT\_SUPPORTED 321
- AP\_TP\_BUSY 324
- AP\_TP\_NAME\_NOT\_RECOGNIZED 321
- AP\_TRANS\_PGM\_NOT\_AVAIL\_NO\_RETRY 321
- AP\_TRANS\_PGM\_NOT\_AVAIL\_RETRY 321
- AP\_UNEXPECTED\_SYSTEM\_ERROR 324
- APPC() 50
- APPC API support
  - default local LU pool 39
  - option sets supported 35
  - queue-level nonblocking 37
  - verbs supported 66
- APPC entry points
  - APPC() 50
  - GetAppcConfig() 62
  - GetAppcReturnCode() 63
  - WinAPPCCancelAsyncRequest() 55
  - WinAPPCCancelBlockingCall() 56
  - WinAPPCCleanup() 57
  - WinAPPCCIsBlocking() 58
  - WinAPPCCSetBlockingHook() 60
  - WinAPPCCStartup() 59
  - WinAPPCCUnhookBlockingHook() 61
  - WinAsyncAPPC() 51
  - WinAsyncAPPCEX() 53
- application subsystem
  - converting 33
  - supporting passwords 33
  - translating 33
- asynchronous verb completion 163

- attach manager
  - description 17
  - identifying transition program name 19
  - matching incoming allocation requests
    - nonqueued programs 23
    - queued programs 23
  - starting programs 22

## B

- basic conversation 12, 13
- basic conversation verb control blocks
  - ALLOCATE 81
  - CONFIRM 87
  - CONFIRMED 91
  - DEALLOCATE 93
  - FLUSH 98
  - GET\_ATTRIBUTES 100
  - PREPARE\_TO\_RECEIVE 103
  - RECEIVE\_AND\_POST 106
  - RECEIVE\_AND\_WAIT 111
  - RECEIVE\_IMMEDIATE 120
  - REQUEST\_TO\_SEND 125
  - SEND\_CONVERSATION 127
  - SEND\_DATA 131
  - SEND\_ERROR 135
  - TEST\_RTS 142
  - TEST\_RTS\_AND\_POST 144
- BID message 169
- BIND
  - negotiating parameters 165
- BIND message
  - specifies TS, FM profiles 160
- bracketing
  - bid reject in EXR 169

## C

- CANCEL 167
- Canceling verbs 170
- CMSLTP function, and service TP name 48
- CMSTPN function, and service TP name 48
- common data structure 189
- common return codes 321
  - AP\_ALLOCATION\_ERROR 321
  - AP\_ALLOCATION\_FAILURE\_NO\_RETRY 321
  - AP\_ALLOCATION\_FAILURE\_RETRY 321
  - AP\_CONV\_FAILURE\_NO\_RETRY 322
  - AP\_CONV\_FAILURE\_RETRY 322
  - AP\_CONVERSATION\_TYPE\_MISMATCH 321
  - AP\_CONVERSATION\_TYPE\_MIXED 322
  - AP\_DEALLOC\_ABEND 322
  - AP\_DEALLOC\_ABEND\_PROG 322
  - AP\_DEALLOC\_ABEND\_SVC 322
  - AP\_DEALLOC\_ABEND\_TIMER 322
  - AP\_DEALLOC\_NORMAL 322
  - AP\_PIP\_NOT\_ALLOWED 321

- common return codes (*continued*)
  - AP\_PIP\_NOT\_SPECIFIED\_CORRECTLY 321
  - AP\_PROG\_ERROR\_PURGING 323
  - AP\_PROG\_ERROR\_TRUNC 323
  - AP\_SVC\_ERROR\_NO\_TRUNC 323
  - AP\_SVC\_ERROR\_PURGING 323
  - AP\_SVC\_ERROR\_TRUNC 323
  - AP\_SYNC\_LEVEL\_NOT\_SUPPORTED 321
  - AP\_TP\_BUSY 324
  - AP\_TP\_NAME\_NOT\_RECOGNIZED 321
  - AP\_TRANS\_PGM\_NOT\_AVAIL\_NO\_RTRY 321
  - AP\_TRANS\_PGM\_NOT\_AVAIL\_RETRY 321
  - AP\_UNEXPECTED\_SYSTEM\_ERROR 324
- common services entry points
  - ACSSVC 262
  - GetCsvReturnCode 267
  - WinCSV 263
  - WinCSVAsyncCSV 265
  - WinCSVCleanup 264
  - WinCSVStartup 266
- common services verbs
  - CONVERT 274
  - GET\_CP\_CONVERT\_TABLE 270
- Communications Server LU 6.2
  - security features 33
  - services available to transaction programs 27, 29
- completion signaled by LUA\_NWSAA 171
- configuration information 167
- CONFIRM 87
- confirmation, requesting 32
- CONFIRMED 91
- Conversation
  - carried by session 11
  - choosing a type 29
  - confirmed delivery type 14
  - database update type 15
- conversation
  - defining attributes 19, 20
- Conversation
  - errors in 15
  - inquiry type 14
  - keeping type consistent 30
  - mapped 12
  - one-way type 14
  - receiving data 31
- conversation
  - security for incoming allocation requests 21
  - security for outgoing allocation requests 21
- Conversation
  - sending data 30
- conversation state transitions
  - non-OK return codes 340
  - pending post state 341
  - reset state 340
  - state change after RECEIVE verbs
    - primary\_rc parameters 341
    - what\_rcvd parameters 341
  - use of AP\_ERROR 340
- conversation states
  - of transaction programs 27
- CONVERT 274

- correlation of RQEs 159
- correlation table 159
- correlator 176
  - sense code 169
  - sense code for BID 169
- courtesy acknowledgment 167
- CPI-C
  - function summary 46
  - versions of 41, 48

## D

- data
  - receiving 31
  - sending 30
- DEALLOCATE 93
- default local LU pool 39

## E

- end-user verification 33
- error handling 15
- errors
  - reporting 31
  - sending log records 31
- exception response 160

## F

- flow protocols 159
- FLUSH 98
- function management profiles supported 161

## G

- GDS 12
- general data stream 12
- GET\_ATTRIBUTES 100
- GET\_CP\_CONVERT\_TABLE 270
- GET\_TP\_PROPERTIES 67
- GET\_TYPE 69
- GetAppcConfig() 62
- GetAppcReturnCode() 63

## I

- INITSELF 165
- introduction 7

## L

- LL field 12
- logical length 12
- LU
  - configuring 9
  - dependent 9
  - description of 8
  - independent 9
  - multiple sessions 11
  - name 9
  - types 9

- LU 6.2
  - abstract operations 13
  - error handling 15
  - manages sessions 11
- LU pools 167
- LU-SSCP session
  - establishing 165
- LUA
  - application programs 151
  - architecture 160
  - compatibility 151
  - connection capabilities 151
  - FM profiles supported 161
  - LUs, local and partner 152
  - restarting and resynchronizing 156
  - RUI sessions 162
  - sample LUA communication sequence 163
  - SNA layers 152
  - TS profiles supported 160
  - understanding 151
  - using SNA sessions
    - disconnecting 156
    - prerequisites 154
    - starting 154
    - stopping 155
    - transferring data on an LU-LU session 154
  - verbs 152, 161
- LUA verbs
  - asynchronous verb completion 163
  - summary 162

## M

- mapped conversation 12, 13
- mapped conversation verb control blocks
  - MC\_ALLOCATE 81
  - MC\_CONFIRM 87
  - MC\_CONFIRMED 91
  - MC\_DEALLOCATE 93
  - MC\_FLUSH 98
  - MC\_GET\_ATTRIBUTES 100
  - MC\_PREPARE\_TO\_RECEIVE 103
  - MC\_RECEIVE\_AND\_POST 106
  - MC\_RECEIVE\_AND\_WAIT 111
  - MC\_RECEIVE\_EXPEDITED\_DATA 116
  - MC\_RECEIVE\_IMMEDIATE 120
  - MC\_REQUEST\_TO\_SEND 125
  - MC\_SEND\_CONVERSATION 127
  - MC\_SEND\_DATA 131
  - MC\_SEND\_ERROR 135
  - MC\_SEND\_EXPEDITED\_DATA 139
  - MC\_TEST\_RTS 142
  - MC\_TEST\_RTS\_AND\_POST 144
- minimizing LAN traffic 170

## N

- negative response
  - from EXR verb 169
- NOTIFY 165

## O

- options sets supported by Personal Communications 35

## P

- pacing 166
  - causes output suspension 171
- partner LU verification 33
- post handle 176
- primary return code 176
- protocols
  - bracket 158
  - data-chaining 158
  - half-duplex contention flip/flop 157
  - pacing 157
- purging 167

## Q

- queue-level nonblocking support
  - explanation of 37
  - three types of queues 37

## R

- recovering session failure 172
- reserved parameters 189
- response mode 159
- return code, primary 176
- return code, secondary 176
- RTR message 170
- RUI
  - supports all FM profiles 160
  - supports all TS profiles 161
- RUI\_BID 194
  - error return codes 196
  - successful execution 194
- RUI\_BID data structure 193
- RUI\_BID verb
  - reducing use of 170
- RUI\_INIT 199
  - error return codes 200
  - successful execution 200
- RUI\_INIT\_STATUS 206
- RUI\_INIT verb
  - canceling 170
  - ends after SSCP-LU session set up 172
- RUI\_PURGE 203
  - error return codes 204
  - successful execution 203
- RUI\_PURGE verb
  - canceling RUI\_READ 171
- RUI\_READ 207
  - error return codes 209
  - successful execution 208
  - truncated data 208
- RUI\_READ verb
  - canceling 171
- RUI\_TERM 213
  - successful execution 213

- RUI\_TERM verb
  - cancels RUI\_INIT 170
  - cancels RUI\_WRITE 171
- RUI verbs
  - common verb header 189
  - LUA verb control format 189
- RUI\_WRITE 216
  - error return codes 218
  - successful execution 217
- RUI\_WRITE verb
  - canceling 171

## S

- sample LUA communication sequence 163
- SDT 165
- secondary return code 176
- security protocols
  - conversation level 33
  - end-user verification 33
  - partner LU verification 33
  - session level 33
- segmentation 167
- Sense code, in EXR 169
- service TP, specifying name 48
- session 9
  - carries one conversation 11
  - failure recovery 172
  - reusable 11
  - session identifier 176
- SLI\_BID 228
  - successful execution 228
- SLI\_BIND\_ROUTINE 252
- SLI\_CLOSE 233
  - successful execution 233
- SLI Entry Points 221
- SLI\_OPEN 236
  - successful execution 238
- SLI\_PURGE 241
  - successful execution 241
- SLI\_RECEIVE 243
  - successful execution 244
- SLI\_SDT\_ROUTINE 256
- SLI\_SEND 248
- SLI\_STSN\_ROUTINE 254
- SNA
  - communication support 5
  - general data stream 12
  - LU type 6.2 support 6
- SNA messages
  - relationship to LUA verbs 163
- SNA sense codes 166
- specific data structure 189
- suspensions, dealing with 170

## T

- termination, abnormal, reporting 31
- TP
  - server started on demand 8
  - service 48

- Transaction program
  - choosing a name 32
- transaction program
  - compared to an application 18
- Transaction program
  - conversation states 27
- transaction program
  - CPI Communications 8
  - default local LU pool 39
  - definitions 19
  - description of 7
- Transaction program
  - developing 27, 33
- transaction program
  - queue-level nonblocking 37
  - supported option sets 35
  - writing 35
- transmission services, profiles supported 160
- type independent verb control blocks
  - GET\_TP\_PROPERTIES 67
  - GET\_TYPE 69
  - RECEIVE\_ALLOCATE 71
  - SET\_TP\_PROPERTIES 74
  - TP\_ENDED 77
  - TP\_STARTED 79

## U

- UNBIND 165

## V

- Verb
  - canceling 170
  - completion signal 171
- verb control block
  - structure 189
- verb control blocks
  - common fields 65
- Verb record
  - contents 176
- verb signals
  - basic conversation verb control blocks
    - ALLOCATE 81
    - CONFIRM 87
    - CONFIRMED 91
    - DEALLOCATE 93
    - FLUSH 98
    - GET\_ATTRIBUTES 100
    - PREPARE\_TO\_RECEIVE 103
    - RECEIVE\_AND\_POST 106
    - RECEIVE\_AND\_WAIT 111
    - RECEIVE\_EXPEDITED\_DATA 116
    - RECEIVE\_IMMEDIATE 120
    - REQUEST\_TO\_SEND 125
    - SEND\_CONVERSATION 127
    - SEND\_DATA 131
    - SEND\_ERROR 135
    - SEND\_EXPEDITED\_DATA 139
    - TEST\_RTS 142
    - TEST\_RTS\_AND\_POST 144

- verb signals *(continued)*
  - mapped conversation verb control blocks
    - MC\_ALLOCATE 81
    - MC\_CONFIRMED 91
    - MC\_DEALLOCATE 93
    - MC\_FLUSH 98
    - MC\_GET\_ATTRIBUTES 100
    - MC\_PREPARE\_TO\_RECEIVE 103
    - MC\_RECEIVE\_AND\_POST 106
    - MC\_RECEIVE\_AND\_WAIT 111
    - MC\_RECEIVE\_EXPEDITED\_DATA 116
    - MC\_RECEIVE\_IMMEDIATE 120
    - MC\_REQUEST\_TO\_SEND 125
    - MC\_SEND\_CONVERSATION 127
    - MC\_SEND\_DATA 131
    - MC\_SEND\_ERROR 135
    - MC\_SEND\_EXPEDITED\_DATA 139
    - MC\_TEST\_RTS 142
    - MC\_TEST\_RTS\_AND\_POST 144
  - verb control blocks
    - common fields 65
- verbs
  - specifying conversation type 30
- verbs supported at the APPC API
  - mapped conversation verbs 66
  - type independent verbs 66

## W

- WinAPPCCancelAsynRequest( ) 55
- WinAPPCCancelBlockingCall( ) 56
- WinAPPCCleanup( ) 57
- WinAPPCCIsBlocking( ) 58
- WinAPPCCSetBlockingHook( ) 60
- WinAPPCCStartup( ) 59
- WinAPPCCUnhookBlockingHook( ) 61
- WinAsyncAPPC( ) 51
- WinAsyncAPPCEX( ) 53
- WinAsyncCSV 265
- WinCSV 263
- WinCSVCleanup 264
- WinCSVStartup 266
- writing LUA APPC program
  - calling dynamic link libraries 175
  - procedure entry points 179





---

# Readers' Comments — We'd Like to Hear from You

**eNetwork Communications Server Version 6.0 for  
Windows® NT® and  
eNetwork Personal Communications  
Version 4.3  
for Windows 95, Windows 98, and Windows NT  
Client/Server Communications  
Programming**

**Publication No. SC31-8479-02**

**Overall, how satisfied are you with the information in this book?**

	Very Satisfied	Satisfied	Neutral	Dissatisfied	Very Dissatisfied
Overall satisfaction	<input type="checkbox"/>	<input type="checkbox"/>	<input type="checkbox"/>	<input type="checkbox"/>	<input type="checkbox"/>

**How satisfied are you that the information in this book is:**

	Very Satisfied	Satisfied	Neutral	Dissatisfied	Very Dissatisfied
Accurate	<input type="checkbox"/>	<input type="checkbox"/>	<input type="checkbox"/>	<input type="checkbox"/>	<input type="checkbox"/>
Complete	<input type="checkbox"/>	<input type="checkbox"/>	<input type="checkbox"/>	<input type="checkbox"/>	<input type="checkbox"/>
Easy to find	<input type="checkbox"/>	<input type="checkbox"/>	<input type="checkbox"/>	<input type="checkbox"/>	<input type="checkbox"/>
Easy to understand	<input type="checkbox"/>	<input type="checkbox"/>	<input type="checkbox"/>	<input type="checkbox"/>	<input type="checkbox"/>
Well organized	<input type="checkbox"/>	<input type="checkbox"/>	<input type="checkbox"/>	<input type="checkbox"/>	<input type="checkbox"/>
Applicable to your tasks	<input type="checkbox"/>	<input type="checkbox"/>	<input type="checkbox"/>	<input type="checkbox"/>	<input type="checkbox"/>

**Please tell us how we can improve this book:**

Thank you for your responses. May we contact you?  Yes  No

When you send comments to IBM, you grant IBM a nonexclusive right to use or distribute your comments in any way it believes appropriate without incurring any obligation to you.

---

Name

---

Address

---

Company or Organization

---

Phone No.



Cut or Fold  
Along Line

Fold and Tape

Please do not staple

Fold and Tape




NO POSTAGE  
NECESSARY  
IF MAILED IN THE  
UNITED STATES

# BUSINESS REPLY MAIL

FIRST-CLASS MAIL PERMIT NO. 40 ARMONK, NEW YORK

POSTAGE WILL BE PAID BY ADDRESSEE

IBM Corporation  
Information Development  
Department CGMD / Bldg 500  
P.O. Box 12195  
Research Triangle Park, NC  
27709-9990



Fold and Tape

Please do not staple

Fold and Tape

Cut or Fold  
Along Line





Printed in the United States of America  
on recycled paper containing 10%  
recovered post-consumer fiber.

SC31-8479-02

