


# ***IBM Worklight V6.0.0 Getting Started***

## **Application Authenticity Protection**



## **Trademarks**

- IBM, the IBM logo, and ibm.com are trademarks or registered trademarks of International Business Machines Corporation, registered in many jurisdictions worldwide. Worklight is a trademark or registered trademark of Worklight, an IBM Company. Other product and service names might be trademarks of IBM or other companies. A current list of IBM trademarks is available on the Web at “[Copyright and trademark information](http://www.ibm.com/legal/copytrade.shtml)” at [www.ibm.com/legal/copytrade.shtml](http://www.ibm.com/legal/copytrade.shtml).
- Other company products or service names may be trademarks or service marks of others.
- This document may not be reproduced in whole or in part without the prior written permission of IBM.

## **About IBM®**

- See <http://www.ibm.com/ibm/us/en/>

## Agenda

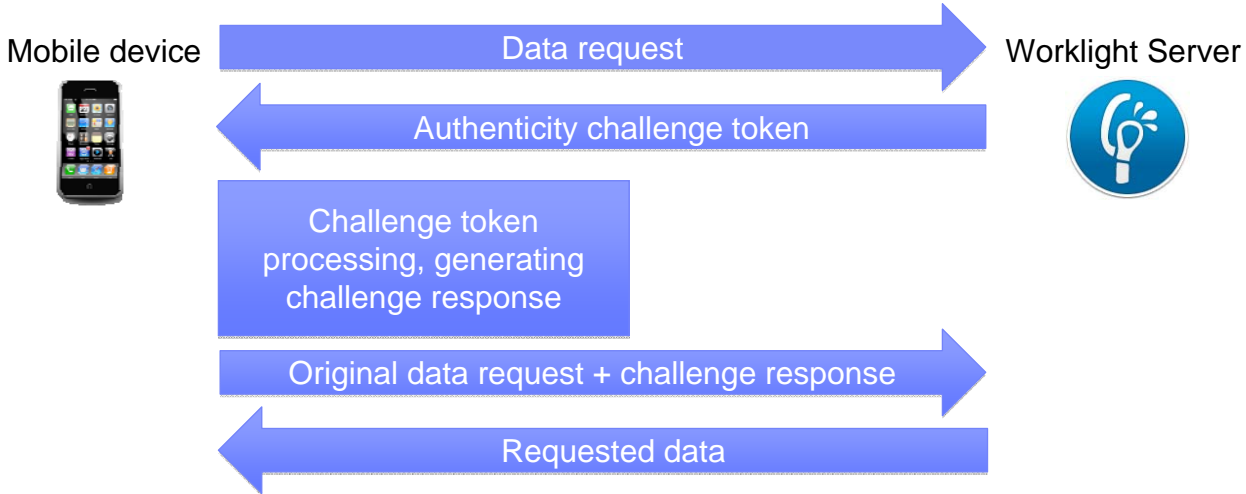
- Overview
- Enabling application authenticity check
- Controlling application authenticity from Worklight Console

## Overview

- The HTTP services (APIs) that Worklight® Server offers can be accessed by any entity by issuing an HTTP request.
- As described in previous modules, it is possible to protect relevant services with various security tests.
- The application authenticity check ensures that the application that tries to connect to a Worklight Server is the authentic one and was not tampered with or modified by some third-party attacker.
- Application authenticity is available only with the IBM Worklight Consumer Edition or the IBM Worklight Enterprise Edition. It does not work with the free IBM Worklight Developer Edition.
- Application authenticity is available for iOS and Android platforms.

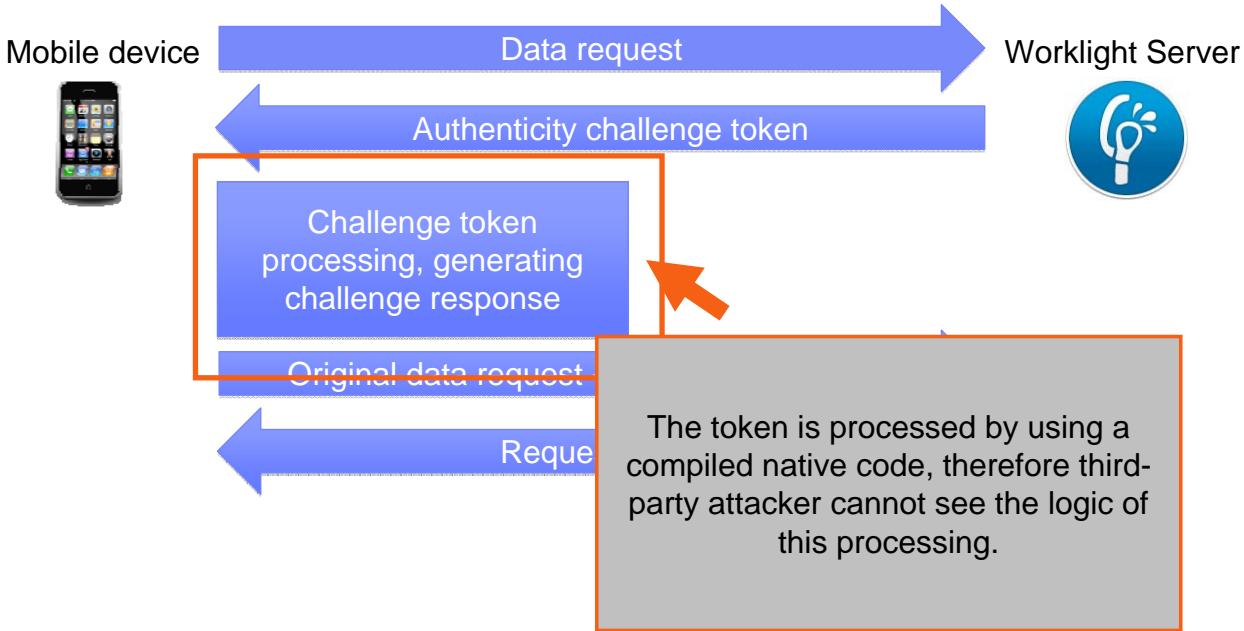
# Overview

- Authenticity check flow



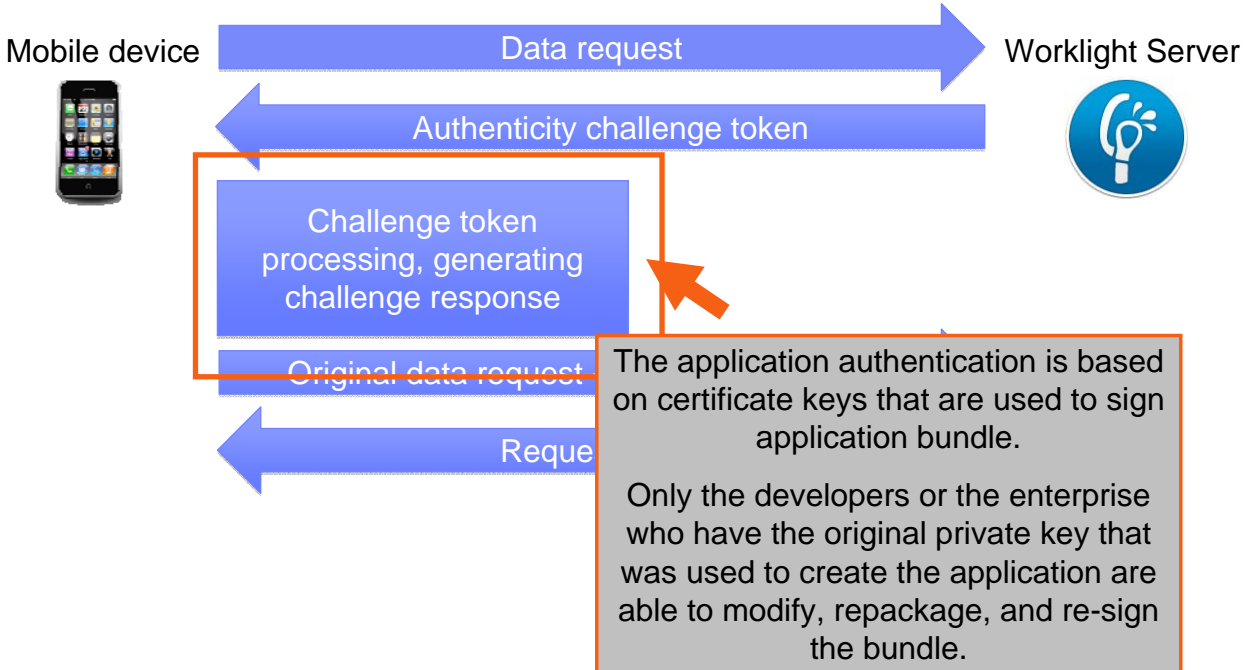
# Overview

- Authenticity check flow



# Overview

- Authenticity check flow



## Agenda

- Overview
- Enabling application authenticity check
- Controlling application authenticity from Worklight Console



## Enabling application authenticity check

- First step in enabling application authenticity is to modify your **authenticationConfig.xml** file by adding the relevant authentication realm to your security tests.
- If you use **<mobileSecurityTest>**, you must add the **<testAppAuthenticity/>** child-element to it.
- If you use **<customSecurityTest>**, you must add the **<test realm="wl\_authenticityRealm"/>** child-element to it.

```

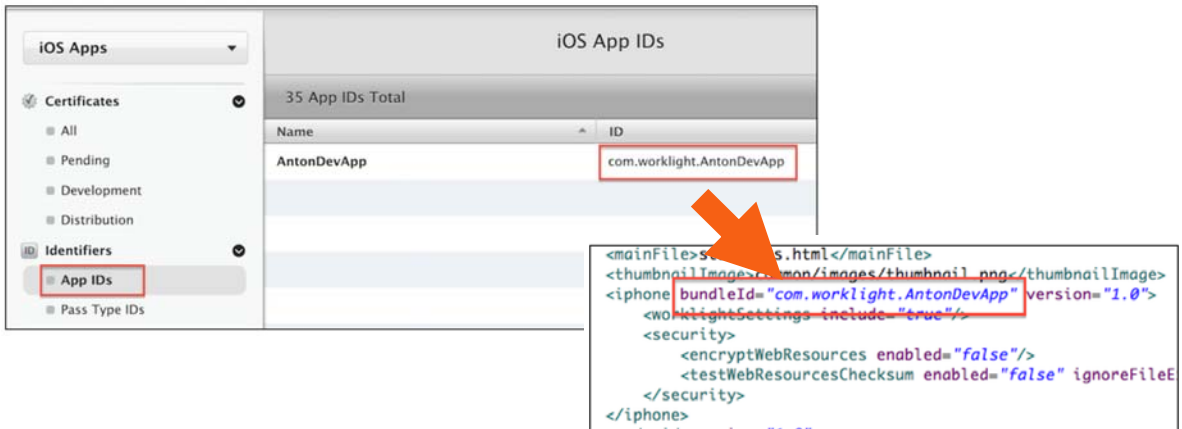
<mobileSecurityTest name="mobileTest">
  <testAppAuthenticity/>
  <testUser realm="MyUserAuthRealm"/>
  <testDeviceId provisioningType="auto" />
</mobileSecurityTest>
  ==
  <customSecurityTest name="mobileTest">
    <test realm="wl_authenticityRealm" step="1"/>
    <test realm="wl_antixSRFRealm" step="1"/>
    <test realm="wl_remoteDisableRealm" step="1"/>
    <test realm="MyUserAuthRealm" isInternalUserID="t
    <test realm="wl_deviceAutoProvisioningRealm" isIn
  </customSecurityTest>

```

## Enabling application authenticity check

- Second step is to modify the **application-descriptor.xml** file of your application.
- To enable application authenticity check for iOS environment, you must specify the **bundleId** of your application exactly as you defined it in Apple Developer portal.

For example:



The screenshot shows the Apple Developer portal interface. On the left, the 'App IDs' section is selected under 'Identifiers'. The main area displays a table of 'iOS App IDs' with 35 total. The first entry is 'AntonDevApp' with the ID 'com.worklight.AntonDevApp'. An orange arrow points from this ID to the 'bundleId' attribute in the XML code below, which is also highlighted with a red box.

Name	ID
AntonDevApp	com.worklight.AntonDevApp

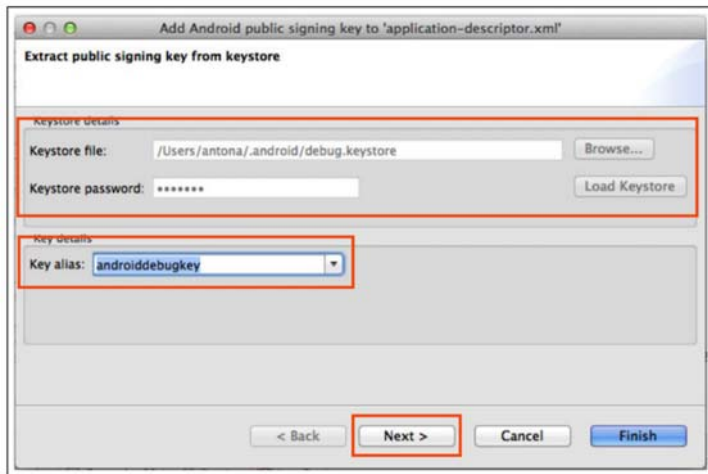
```
<mainFile>S...S.html</mainFile>
<thumbnailImage>common/images/thumbnail.png</thumbnailImage>
<iphone bundleId="com.worklight.AntonDevApp" version="1.0">
  <worklightSettings include="true"/>
  <security>
    <encryptWebResources enabled="false"/>
    <testWebResourcesChecksum enabled="false" ignoreFileE
  </security>
</iphone>
```

## ***Enabling application authenticity check***

- To enable application authenticity check for Android environment, you must extract the public signing key of the certificate that is used to sign application bundle (.apk file).
- Worklight Studio provides tooling to simplify this process.
- If you are building an application for distribution (production), you must extract the public key from the certificate that you are using to sign your production ready application.
- If you are building an application in the development environment, you might use the public key from a default development certificate that is supplied by the Android SDK.
- The development certificate can be found in a keystore that is in a **{user-home}/.android/debug.keystore** file.

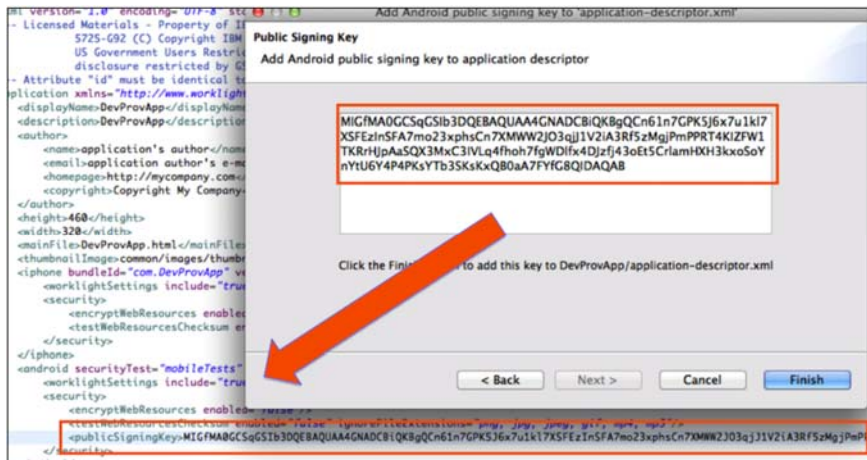
## Enabling application authenticity check

- You can either extract the public key manually or use the wizard that is Worklight Studio provides.
- To use the wizard:
  - Right-click your Android environment and select **Extract public signing key**.
  - Specify the location and the password of a keystore file, and click **Load Keystore**.
  - The default password for **debug.keystore** is “android”.
  - Set the **Key alias** and click **Next**.



## Enabling application authenticity check

- A dialog opens that displays the public key.
- After you click **Finish**, the public key is automatically pasted to the relevant section of the **application-descriptor.xml** file.
- After you updated the required elements, rebuild and redeploy your application to a Worklight Server.



## Agenda

- Overview
- Enabling application authenticity check
- Controlling application authenticity from Worklight Console

## ***Controlling Application Authenticity from Worklight Console***

- Worklight Console provides means for enabling and disabling application authenticity realm.
- This feature might be useful for example for development and QA environments.
- You can set three modes:
  - **Enabled, blocking** – This mode means that the application authenticity check is enabled. If the application fails the check, it will not be served by a Worklight Server.
  - **Enabled, serving** – This mode means that the application authenticity check is enabled. If the application fails the check, it will still be served by a Worklight Server.
  - **Disabled** – This mode means that application authenticity check is disabled.

# Controlling Application Authenticity from Worklight Console

**IBM Worklight Console**

Catalog    Push Notifications

Deploy application or adapter:  No file chosen   

---

**DemoApp**

DemoApp  
Last updated at: 2013-05-02 08:24

Platform	Version	Status	Security Test	App Authentication	Device Authentication	User Authentication
iPhone	Version 1.0	Active	Default	Disabled	Default	Default
iPad	Version 1.0	Active	Mobile-security-test	Enabled, blocking	Default	SampleAppRealm
Android	Version 1.0	Active	Mobile-security-test	Disabled	Default	SampleAppRealm



# Notices

- Permission for the use of these publications is granted subject to these terms and conditions.
- This information was developed for products and services offered in the U.S.A.
- IBM may not offer the products, services, or features discussed in this document in other countries. Consult your local IBM representative for information on the products and services currently available in your area. Any reference to an IBM product, program, or service is not intended to state or imply that only that IBM product, program, or service may be used. Any functionally equivalent product, program, or service that does not infringe any IBM intellectual property right may be used instead. However, it is the user's responsibility to evaluate and verify the operation of any non-IBM product, program, or service.
- IBM may have patents or pending patent applications covering subject matter described in this document. The furnishing of this document does not grant you any license to these patents. You can send license inquiries, in writing, to:
  - IBM Director of Licensing  
IBM Corporation  
North Castle Drive  
Armonk, NY 10504-1785  
U.S.A.
- For license inquiries regarding double-byte character set (DBCS) information, contact the IBM Intellectual Property Department in your country or send inquiries, in writing, to:
  - Intellectual Property Licensing  
Legal and Intellectual Property Law  
IBM Japan Ltd.  
1623-14, Shimotsuruma, Yamato-shi  
Kanagawa 242-8502 Japan
- **The following paragraph does not apply to the United Kingdom or any other country where such provisions are inconsistent with local law: INTERNATIONAL BUSINESS MACHINES CORPORATION PROVIDES THIS PUBLICATION "AS IS" WITHOUT WARRANTY OF ANY KIND, EITHER EXPRESS OR IMPLIED, INCLUDING, BUT NOT LIMITED TO, THE IMPLIED WARRANTIES OF NON-INFRINGEMENT, MERCHANTABILITY OR FITNESS FOR A PARTICULAR PURPOSE.** Some states do not allow disclaimer of express or implied warranties in certain transactions, therefore, this statement may not apply to you.
- This information could include technical inaccuracies or typographical errors. Changes are periodically made to the information herein; these changes will be incorporated in new editions of the publication. IBM may make improvements and/or changes in the product(s) and/or the program(s) described in this publication at any time without notice.
- Any references in this information to non-IBM Web sites are provided for convenience only and do not in any manner serve as an endorsement of those Web sites. The materials at those Web sites are not part of the materials for this IBM product and use of those Web sites is at your own risk.
- IBM may use or distribute any of the information you supply in any way it believes appropriate without incurring any obligation to you.
- Licensees of this program who wish to have information about it for the purpose of enabling: (i) the exchange of information between independently created programs and other programs (including this one) and (ii) the mutual use of the information which has been exchanged, should contact:
  - IBM Corporation  
Dept F6, Bldg 1  
294 Route 100  
Somers NY 10589-3216  
USA

- Such information may be available, subject to appropriate terms and conditions, including in some cases, payment of a fee.
- The licensed program described in this document and all licensed material available for it are provided by IBM under terms of the IBM Customer Agreement, IBM International Program License Agreement or any equivalent agreement between us.
- Information concerning non-IBM products was obtained from the suppliers of those products, their published announcements or other publicly available sources. IBM has not tested those products and cannot confirm the accuracy of performance, compatibility or any other claims related to non-IBM products. Questions on the capabilities of non-IBM products should be addressed to the suppliers of those products.

## COPYRIGHT LICENSE:

- This information contains sample application programs in source language, which illustrate programming techniques on various operating platforms. You may copy, modify, and distribute these sample programs in any form without payment to IBM, for the purposes of developing, using, marketing or distributing application programs conforming to the application programming interface for the operating platform for which the sample programs are written. These examples have not been thoroughly tested under all conditions. IBM, therefore, cannot guarantee or imply reliability, serviceability, or function of these programs.
- Each copy or any portion of these sample programs or any derivative work, must include a copyright notice as follows:
  - © (your company name) (year). Portions of this code are derived from IBM Corp. Sample Programs. © Copyright IBM Corp., enter the year or years. All rights reserved.

## Privacy Policy Considerations

- IBM Software products, including software as a service solutions, ("Software Offerings") may use cookies or other technologies to collect product usage information, to help improve the end user experience, to tailor interactions with the end user or for other purposes. In many cases no personally identifiable information is collected by the Software Offerings. Some of our Software Offerings can help enable you to collect personally identifiable information. If this Software Offering uses cookies to collect personally identifiable information, specific information about this offering's use of cookies is set forth below.
- Depending upon the configurations deployed, this Software Offering may use session cookies that collect session information (generated by the application server). These cookies contain no personally identifiable information and are required for session management. Additionally, persistent cookies may be randomly generated to recognize and manage anonymous users. These cookies also contain no personally identifiable information and are required.
- If the configurations deployed for this Software Offering provide you as customer the ability to collect personally identifiable information from end users via cookies and other technologies, you should seek your own legal advice about any laws applicable to such data collection, including any requirements for notice and consent. For more information about the use of various technologies, including cookies, for these purposes, see IBM's Privacy Policy at <http://www.ibm.com/privacy>; and IBM's Online Privacy Statement at <http://www.ibm.com/privacy/details> the sections entitled "Cookies, Web Beacons and Other Technologies" and the "IBM Software Products and Software-as-a-Service Privacy Statement" at <http://www.ibm.com/software/info/product-privacy>.

# Support and comments

- For the entire IBM Worklight documentation set, training material and online forums where you can post questions, see the IBM website at:
  - <http://www.ibm.com/mobile-docs>
- **Support**
  - Software Subscription and Support (also referred to as Software Maintenance) is included with licenses purchased through Passport Advantage and Passport Advantage Express. For additional information about the International Passport Advantage Agreement and the IBM International Passport Advantage Express Agreement, visit the Passport Advantage website at:
    - <http://www.ibm.com/software/passportadvantage>
  - If you have a Software Subscription and Support in effect, IBM provides you assistance for your routine, short duration installation and usage (how-to) questions, and code-related questions. For additional details, consult your IBM Software Support Handbook at:
    - <http://www.ibm.com/support/handbook>
- **Comments**
  - We appreciate your comments about this publication. Please comment on specific errors or omissions, accuracy, organization, subject matter, or completeness of this document. The comments you send should pertain to only the information in this manual or product and the way in which the information is presented.
  - For technical questions and information about products and prices, please contact your IBM branch office, your IBM business partner, or your authorized remarketer.
  - When you send comments to IBM, you grant IBM a nonexclusive right to use or distribute your comments in any way it believes appropriate without incurring any obligation to you. IBM or any other organizations will only use the personal information that you supply to contact you about the issues that you state.
  - Thank you for your support.
  - Submit your comments in the IBM Worklight Developer Edition support community at:
    - <https://www.ibm.com/developerworks/mobile/worklight/connect.html>
  - If you would like a response from IBM, please provide the following information:
    - Name
    - Address
    - Company or Organization
    - Phone No.
    - Email address

***Thank You***

