


IBM Worklight V5.0.6 Getting Started

Advanced adapter usage and mashup



Trademarks

- IBM, the IBM logo, and ibm.com are trademarks or registered trademarks of International Business Machines Corporation, registered in many jurisdictions worldwide. Worklight is a trademark or registered trademark of Worklight, an IBM Company. Other product and service names might be trademarks of IBM or other companies. A current list of IBM trademarks is available on the Web at “[Copyright and trademark information](http://www.ibm.com/legal/copytrade.shtml)” at www.ibm.com/legal/copytrade.shtml.
- Java and all Java-based trademarks and logos are trademarks or registered trademarks of Oracle and/or its affiliates.
- Other company products or service names may be trademarks or service marks of others.
- This document may not be reproduced in whole or in part without the prior written permission of IBM.

About IBM®

- See <http://www.ibm.com/ibm/us/en/>

Agenda

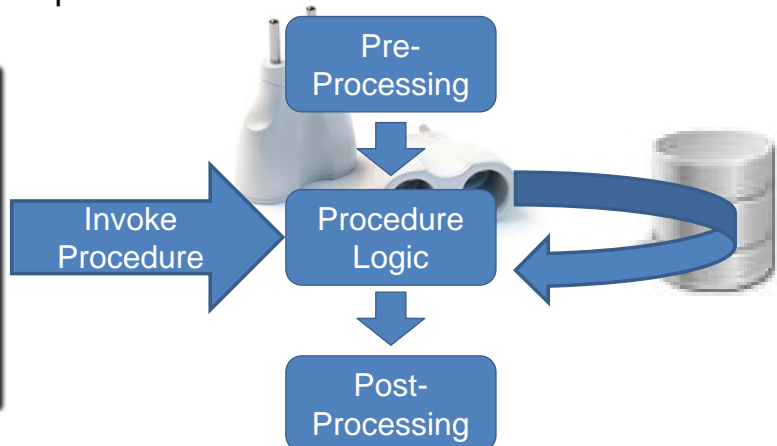
- Server-side scripting:
 - Why?
- The Worklight® server-side API
 - Invoking procedures
 - Getting server configuration
 - Logging
- Data mashup example
 - Augmenting DB data with Yahoo! Weather RSS data
- Exercise

Server-side Scripting: why?

- Enhancing adapter capabilities
 - Pre- & post-processing logic
 - All processing can be done with only one call to the server and in one transaction
 - Enables data mashups from different sources

Symbol	Price	Chg	% Chg
.SPX	1194.37	7.93	0.67
.DJI	10997.35	70.28	0.64
ORCL	26.13	0.05	0.19
AAPL	241.79	0.00	0.00
MOT	7.39	0.00	0.00
VRSN	26.84	0.00	0.00
MSFT	30.34	0.00	0.00
SNE	36.81	0.00	0.00
NOK	15.01	0.00	0.00

Quotes delayed at least 20 minutes
Fidelity Brokerage Services. Member
NYSE, SIPC



Agenda

- Server-side scripting
 - Why?
- The Worklight server-side API
 - Invoking procedures
 - Getting server configuration
 - Logging
- Data mashup example
 - Augmenting DB data with Yahoo! Weather RSS data
- Exercise

Server-side API

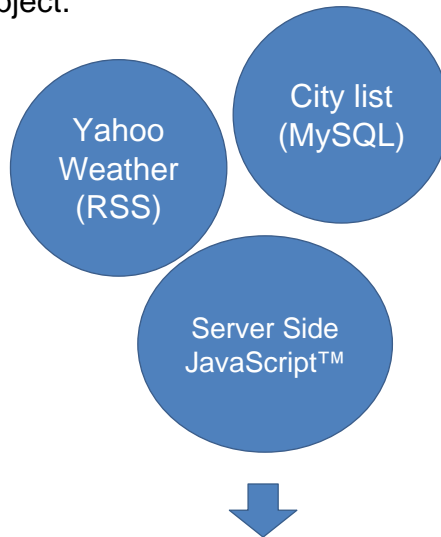
- **WL.Server.InvokeProcedure (invocationData)**
 - Procedure invocation from the current or another adapter
 - Same syntax as a client-side WL.Client.invokeProcedure
- **WL.Logger.debug (msg)**
 - Outputs messages to the console
 - Used for debugging
- **WL.Server.configuration object**
 - A map that contains all the server properties that are defined in the `worklight.properties` file
 - Syntax
 - ***WL.Server.configuration["property-name"]***
 - Example
 - ***var addr = WL.Server.configuration["local.IPAddress"];***

Agenda

- Server-side scripting
 - Why?
- The Worklight server-side API
 - Invoking procedures
 - Getting server configuration
 - Logging
- Data mashup example
 - Augmenting DB data with Yahoo! Weather RSS data
- Exercise

Data Mashup Example

- The following example shows how to mash up data from two different data sources and to return the data stream to the application as a single ***invocationResult*** object.



Data Mashup example

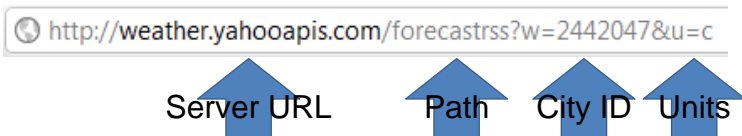
- Data mashup can be implemented in the same way for any number of data sources and across different adapter types.
- As an example, mashup data from the following sources:
 - **SQL:**
 - Extract a list of cities from the weather table
 - The result contains the list of several cities around the world, their Yahoo! Weather identifier, and some description
 - **HTTP:**
 - Connect to the Yahoo! Weather Service
 - Extract an updated weather forecast for each of the cities that are retrieved with SQL
- Afterward, the mashed-up data is returned to the application for display

Data Mashup Example: SQL Adapter

- Create an SQL adapter and name it **SQLAdapter**
 - This adapter contains three procedures:
 - **getCitiesWeather** – a public procedure, declared in the adapter XML file. It is called from the application and return the mashed-up data
 - **getCitiesList** – an internal (private) function, not declared in the adapter XML file. It is called from the adapter by using a server API to get the cities list from the SQL server
 - **getCityWeather** – an internal (private) function, not declared in the adapter XML file. It calls the **getYahooWeather** procedure from a different adapter (HTTP) with the Yahoo! Weather ID as a parameter
 - Functions are implemented with server-side JavaScript™

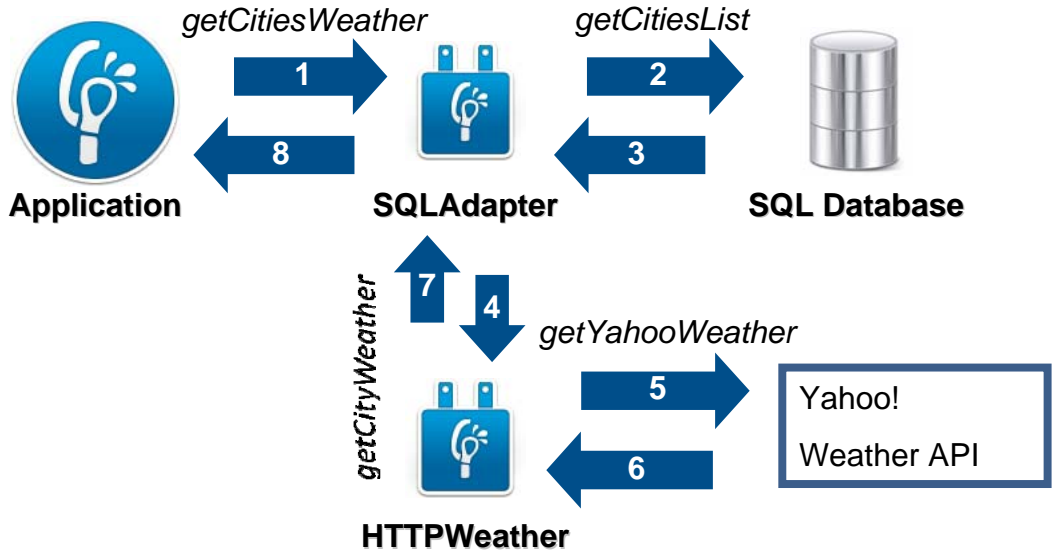
Data Mashup Example: HTTP Adapter

- Create an HTTP adapter and name it **HTTPWeather**
- This adapter connects to Yahoo! Weather RSS feed at <http://weather.yahooapis.com/forecastrss>
- The adapter has a single procedure called **getYahooWeather**
- The HTTP request has the two following parameters:
 - w – **Where in the world ID**, a city ID used by Yahoo!
 - u – units. Can be “c” for Celsius or “f” for Fahrenheit
- Full request URL example:



- City ID parameter is to be provided by procedure invoker
- Units parameter is hardcoded

Data Mashup Example: Mashup Schema



Data Mashup Example: Mashup Schema

Application calls the `getCitiesWeather` procedure from **SQLAdapter**

SQLAdapter retrieves the list of cities from SQL database

SQLAdapter calls `getYahooWeather` from **HTTPWeather** adapter with city ID as a parameter

HTTPWeather adapter retrieves weather data from Yahoo! Weather API and returns it to **SQLAdapter**

SQLAdapter returns mashed-up data to the application



Repeated
for each city

Data Mashup Example: Server-side JS

- Declare the getCitiesWeather procedure in the SQLAdapter XML file. Its function is to get data from two different adapters and mashup the result into one data object
- Create getCitiesList function in the SQLAdapter .js file and use it to retrieve and return the cities list from the SQL database

```
var getCitiesListStatement =
    WL.Server.createStatement("select city, identifier, summary from weather;");
function getCitiesList() {
    return WL.Server.invokeSQLStatement({
        preparedStatement : getCitiesListStatement,
        parameters : []
    });
}
```

- Retrieved data contains a list of cities with the following fields:
 - **city** - a city name
 - **identifier** – city ID for Yahoo! Weather API
 - **summary** – a brief description of the city

Data Mashup Example: Server-side JS

- Create a `getCityWeather` function in the `SQLAdapter.js` file and use it to retrieve and return weather data from the `HTTPWeather` adapter.

```
function getCityWeather(woeid){  
    return WL.Server.invokeProcedure({  
        adapter : 'HTTPWeather',  
        procedure : 'getYahooWeather',  
        parameters : [woeid]  
    });  
}
```

Data Mashup Example: Server-side JS

- Declare the getYahooWeather procedure in the HTTPWeather XML file
- Its task is to retrieve weather data by using the supplied city ID as a parameter
- Create the getYahooWeather function in the HTTPWeather .js file and use it to retrieve and return weather data by using the Yahoo! Weather API

```
function getYahooWeather(woeid) {  
  
    var input = {  
        method : 'get',  
        returnedContentType : 'xml',  
        path : 'forecastrss',  
        parameters : {  
            'w' : woeid,  
            'u' : 'c' //celcius  
        }  
    };  
  
    return WL.Server.invokeHttp(input);  
}
```


Data Mashup Example: Server-side JS

- In SQLAdapter, extract a city identifier from city list that is retrieved earlier and use it to call the getYahooWeather procedure of the HTTPWeather adapter
- Repeat for each city, attaching the received data to city object

```
function getCitiesWeather(){  
    var cityList = getCitiesList();  
    for (var i = 0; i < cityList.resultSet.length; i++) {  
        var yahooWeatherData = getCityWeather(cityList.resultSet[i].identifier);  
        cityList.resultSet[i].weather = yahooWeatherData;  
    }  
    return cityList;  
}
```

- Return mashed-up data to application

Data Mashup Example: Examine the Result

Invocation Result from the WorkLight Server:

```
{
  "isSuccessful": true,
  "resultSet": [
    {
      "city": "New York",
      "identifier": "2459115",
      "summary": "New York City, which is geographically the largest city in the state history as a gateway for immigration to the United States and its status as a financial According to the U.S. Department of Commerce, it is also a destination of choice for ma 17th century, Duke of York, James Oglethorpe, future James II and VII of England and 9-11",
      "weather": {
        "errors": [],
        "info": [],
        "isSuccessful": true,
        "rss": {
          "channel": {
            "astronomy": {
              "sunrise": "7:18 am",
              "sunset": "4:32 pm"
            },
            "atmosphere": {
              "humidity": "83",
              "pressure": "982.05",
              "rising": "0",
              "visibility": "2.41"
            },
            "description": "Yahoo! Weather for New York, NY",
            "image": {
              "height": "18",
              "link": "http://weather.yahoo.com",
              "title": "Yahoo! Weather",
              "url": "http://l.yimg.com/a/i/brand/purplelogo//uh/us/news-wea.gif",
              "width": "142"
            }
          }
        }
      }
    }
  ],
}
```


SQL Data

Yahoo! Weather



CityWeather

Select city:



Current Conditions:
Cloudy, -5 C

Forecast:
Mon - Blizzard. High: -3 Low: -6
Tue - Mostly Sunny. High: 2 Low: -4

[Full Forecast at Yahoo! Weather](#)

(provided by [The Weather Channel](#))

New York City, which is geographically the largest city in the state and most populous in the United States, is known for its history as a gateway for immigration to the United States and its status a...

Agenda

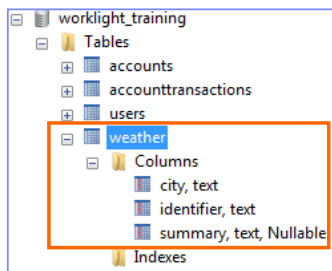
- Server-side scripting
 - Why?
- The Worklight server-side API
 - Invoking procedures
 - Getting server configuration
 - Logging
- Data mashup example
 - Augmenting database data with Yahoo! Weather RSS data
- Exercise

Exercise: Preparation

CityWeather Application

- Create a database
 - Execute the `worklightTraining.sql` file, found under the `\server` folder on your local mySQL server, to create a training database

```
/*!40101 SET NAMES utf8 */;  
/*!40101 SET SQL_MODE='';  
CREATE DATABASE IF NOT EXISTS `WorkLight Training`;  
USE `WorkLight Training`;  
/*!40014 SET @OLD_FOREIGN_KEY_CHECKS=@@FOREIGN_KEY_CHECKS,  
/*!40101 SET @OLD_SQL_MODE=@@SQL_MODE, SQL_MODE='NO_AUTO_V  
/*!Table structure for table `accounts` */  
DROP TABLE IF EXISTS `accounts`;  
CREATE TABLE `accounts` (  
  `accountId` VARCHAR(15) NOT NULL,  
  `userId` VARCHAR(100) NOT NULL DEFAULT '',  
  `accountType` VARCHAR(50) NOT NULL
```



Exercise

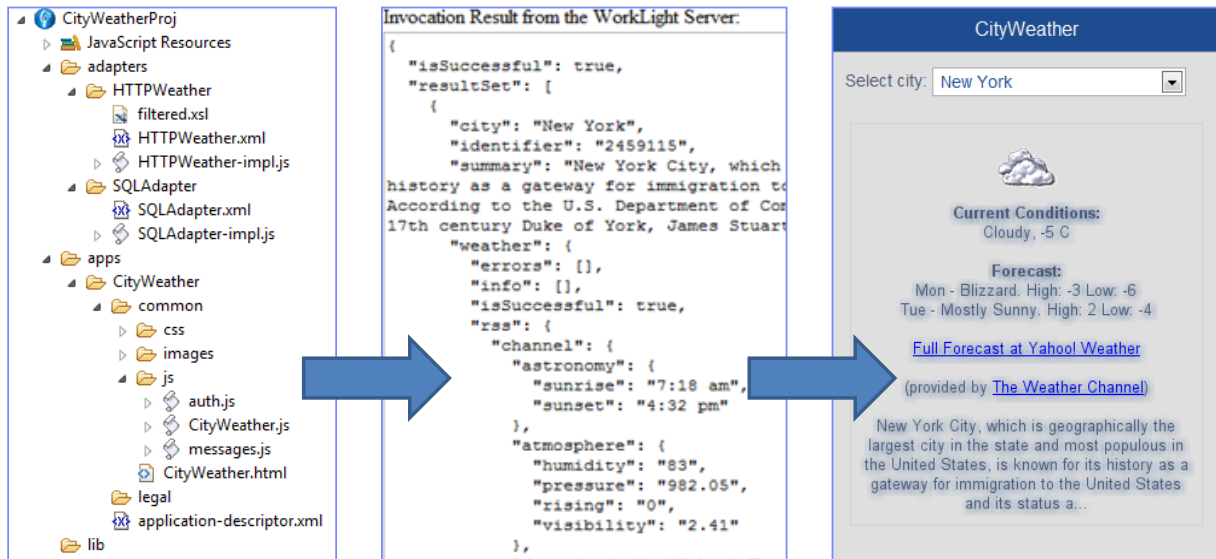
- Create the CityWeather application and implement the example that is shown in this module
- Two adapters (SQL and HTTP) must be implemented
- SQLAdapter requires a JDBC connector driver
 - Must be downloaded separately by the developer and added to the lib\ folder of the Worklight project
 - JDBC connector driver can be downloaded at MySQL/Oracle/DB2 website
 - For this exercise, download MySQL version
- In the connectivity section of the SQLAdapter XML file, supply the connection details for the database as follows:

```
<connectivity>
  <connectionPolicy xsi:type="sql:SQLConnectionPolicy">
    <dataSourceDefinition>
      <driverClass>com.mysql.jdbc.Driver</driverClass>
      <url>jdbc:mysql://127.0.0.1:3306/worklight_training</url>
      <user>worklight</user>
      <password>worklight</password>
    </dataSourceDefinition>
  </connectionPolicy>
  <loadConstraints maxConcurrentConnectionsPerNode="5" />
</connectivity>
```

- When the application starts, it connects to the SQL database with the SQL adapter and retrieves the cities list from the weather table
- After you have received the cities list, the SQL adapter uses the HTTP adapter to connect to the Yahoo! Weather API to retrieve weather data for each of the cities on the list
- The application receives the mashed-up data and displays it
- Note: the application makes only one call to the adapter. All the mashup logic is implemented by the server-side API

Exercise: Solution

- The sample for this training module can be found on the Getting Started page of the IBM Worklight documentation website at <http://www.ibm.com/mobile-docs>.



Notices

- Permission for the use of these publications is granted subject to these terms and conditions.
- This information was developed for products and services offered in the U.S.A.
- IBM may not offer the products, services, or features discussed in this document in other countries. Consult your local IBM representative for information on the products and services currently available in your area. Any reference to an IBM product, program, or service is not intended to state or imply that only that IBM product, program, or service may be used. Any functionally equivalent product, program, or service that does not infringe any IBM intellectual property right may be used instead. However, it is the user's responsibility to evaluate and verify the operation of any non-IBM product, program, or service.
- IBM may have patents or pending patent applications covering subject matter described in this document. The furnishing of this document does not grant you any license to these patents. You can send license inquiries, in writing, to:
 - IBM Director of Licensing
IBM Corporation
North Castle Drive
Armonk, NY 10504-1785
U.S.A.
- For license inquiries regarding double-byte character set (DBCS) information, contact the IBM Intellectual Property Department in your country or send inquiries, in writing, to:
 - Intellectual Property Licensing
Legal and Intellectual Property Law
IBM Japan Ltd.
1623-14, Shimotsuruma, Yamato-shi
Kanagawa 242-8502 Japan
- **The following paragraph does not apply to the United Kingdom or any other country where such provisions are inconsistent with local law: INTERNATIONAL BUSINESS MACHINES CORPORATION PROVIDES THIS PUBLICATION "AS IS" WITHOUT WARRANTY OF ANY KIND, EITHER EXPRESS OR IMPLIED, INCLUDING, BUT NOT LIMITED TO, THE IMPLIED WARRANTIES OF NON-INFRINGEMENT, MERCHANTABILITY OR FITNESS FOR A PARTICULAR PURPOSE.** Some states do not allow disclaimer of express or implied warranties in certain transactions, therefore, this statement may not apply to you.
- This information could include technical inaccuracies or typographical errors. Changes are periodically made to the information herein; these changes will be incorporated in new editions of the publication. IBM may make improvements and/or changes in the product(s) and/or the program(s) described in this publication at any time without notice.
- Any references in this information to non-IBM Web sites are provided for convenience only and do not in any manner serve as an endorsement of those Web sites. The materials at those Web sites are not part of the materials for this IBM product and use of those Web sites is at your own risk.
- IBM may use or distribute any of the information you supply in any way it believes appropriate without incurring any obligation to you.
- Licensees of this program who wish to have information about it for the purpose of enabling: (i) the exchange of information between independently created programs and other programs (including this one) and (ii) the mutual use of the information which has been exchanged, should contact:
 - IBM Corporation
Dept F6, Bldg 1
294 Route 100
Somers NY 10589-3216
USA

- Such information may be available, subject to appropriate terms and conditions, including in some cases, payment of a fee.
- The licensed program described in this document and all licensed material available for it are provided by IBM under terms of the IBM Customer Agreement, IBM International Program License Agreement or any equivalent agreement between us.
- Information concerning non-IBM products was obtained from the suppliers of those products, their published announcements or other publicly available sources. IBM has not tested those products and cannot confirm the accuracy of performance, compatibility or any other claims related to non-IBM products. Questions on the capabilities of non-IBM products should be addressed to the suppliers of those products.

COPYRIGHT LICENSE:

- This information contains sample application programs in source language, which illustrate programming techniques on various operating platforms. You may copy, modify, and distribute these sample programs in any form without payment to IBM, for the purposes of developing, using, marketing or distributing application programs conforming to the application programming interface for the operating platform for which the sample programs are written. These examples have not been thoroughly tested under all conditions. IBM, therefore, cannot guarantee or imply reliability, serviceability, or function of these programs.
- Each copy or any portion of these sample programs or any derivative work, must include a copyright notice as follows:
 - © (your company name) (year). Portions of this code are derived from IBM Corp. Sample Programs. © Copyright IBM Corp., enter the year or years... All rights reserved.

Privacy Policy Considerations

- IBM Software products, including software as a service solutions, ("Software Offerings") may use cookies or other technologies to collect product usage information, to help improve the end user experience, to tailor interactions with the end user or for other purposes. In many cases no personally identifiable information is collected by the Software Offerings. Some of our Software Offerings can help enable you to collect personally identifiable information. If this Software Offering uses cookies to collect personally identifiable information, specific information about this offering's use of cookies is set forth below.
- Depending upon the configurations deployed, this Software Offering may use session cookies that collect session information (generated by the application server). These cookies contain no personally identifiable information and are required for session management. Additionally, persistent cookies may be randomly generated to recognize and manage anonymous users. These cookies also contain no personally identifiable information and are required.
- If the configurations deployed for this Software Offering provide you as customer the ability to collect personally identifiable information from end users via cookies and other technologies, you should seek your own legal advice about any laws applicable to such data collection, including any requirements for notice and consent. For more information about the use of various technologies, including cookies, for these purposes, see IBM's Privacy Policy at <http://www.ibm.com/privacy>; and IBM's Online Privacy Statement at <http://www.ibm.com/privacy/details/en/us> sections entitled "Cookies, Web Beacons and Other Technologies" and "Software Products and Software-as-a-Service".

Support and comments

- For the entire IBM Worklight documentation set, training material and online forums where you can post questions, see the IBM website at:
 - <http://www.ibm.com/mobile-docs>
- **Support**
 - Software Subscription and Support (also referred to as Software Maintenance) is included with licenses purchased through Passport Advantage and Passport Advantage Express. For additional information about the International Passport Advantage Agreement and the IBM International Passport Advantage Express Agreement, visit the Passport Advantage website at:
 - <http://www.ibm.com/software/passportadvantage>
 - If you have a Software Subscription and Support in effect, IBM provides you assistance for your routine, short duration installation and usage (how-to) questions, and code-related questions. For additional details, consult your IBM Software Support Handbook at:
 - <http://www.ibm.com/support/handbook>
- **Comments**
 - We appreciate your comments about this publication. Please comment on specific errors or omissions, accuracy, organization, subject matter, or completeness of this document. The comments you send should pertain to only the information in this manual or product and the way in which the information is presented.
 - For technical questions and information about products and prices, please contact your IBM branch office, your IBM business partner, or your authorized remarketer.
 - When you send comments to IBM, you grant IBM a nonexclusive right to use or distribute your comments in any way it believes appropriate without incurring any obligation to you. IBM or any other organizations will only use the personal information that you supply to contact you about the issues that you state.
 - Thank you for your support.
 - Submit your comments in the IBM Worklight forums at:
 - <https://www.ibm.com/developerworks/mobile/mobileforum.html>
 - If you would like a response from IBM, please provide the following information:
 - Name
 - Address
 - Company or Organization
 - Phone No.
 - Email address

Thank You

