

Messages

Contents

1. [Diagnostic messages: AMQ4000-9999](#)
 - 1.1. [AMQ4000-4999 - User interface messages](#)
 - 1.2. [AMQ5000-5999 - Installable services](#)
 - 1.3. [AMQ6000-6999 - Common services](#)
 - 1.4. [AMQ7000-7999 - WebSphere MQ product](#)
 - 1.5. [AMQ8000-8999 - Administration](#)
 - 1.6. [AMQ9000-9999 - Remote](#)
2. [API completion and reason codes](#)
 - 2.1. [Completion codes](#)
 - 2.2. [Reason codes](#)
 - 2.2.1. [Reason code list](#)
 - 2.2.1.1. [0 \(0000\) \(RC0000\): MQRC NONE](#)
 - 2.2.1.2. [900 \(0384\) \(RC900\): MQRC APPL FIRST](#)
 - 2.2.1.3. [999 \(03E7\) \(RC999\): MQRC APPL LAST](#)
 - 2.2.1.4. [2001 \(07D1\) \(RC2001\): MQRC ALIAS BASE Q TYPE ERROR](#)
 - 2.2.1.5. [2002 \(07D2\) \(RC2002\): MQRC ALREADY CONNECTED](#)
 - 2.2.1.6. [2003 \(07D3\) \(RC2003\): MQRC BACKED OUT](#)
 - 2.2.1.7. [2004 \(07D4\) \(RC2004\): MQRC BUFFER ERROR](#)
 - 2.2.1.8. [2005 \(07D5\) \(RC2005\): MQRC BUFFER LENGTH ERROR](#)
 - 2.2.1.9. [2006 \(07D6\) \(RC2006\): MQRC CHAR ATTR LENGTH ERROR](#)
 - 2.2.1.10. [2007 \(07D7\) \(RC2007\): MQRC CHAR ATTRS ERROR](#)
 - 2.2.1.11. [2008 \(07D8\) \(RC2008\): MQRC CHAR ATTRS TOO SHORT](#)
 - 2.2.1.12. [2009 \(07D9\) \(RC2009\): MQRC CONNECTION BROKEN](#)
 - 2.2.1.13. [2010 \(07DA\) \(RC2010\): MQRC DATA LENGTH ERROR](#)
 - 2.2.1.14. [2011 \(07DB\) \(RC2011\): MQRC DYNAMIC Q NAME ERROR](#)
 - 2.2.1.15. [2012 \(07DC\) \(RC2012\): MQRC ENVIRONMENT ERROR](#)
 - 2.2.1.16. [2013 \(07DD\) \(RC2013\): MQRC EXPIRY ERROR](#)
 - 2.2.1.17. [2014 \(07DE\) \(RC2014\): MQRC FEEDBACK ERROR](#)
 - 2.2.1.18. [2016 \(07E0\) \(RC2016\): MQRC GET INHIBITED](#)
 - 2.2.1.19. [2017 \(07E1\) \(RC2017\): MQRC HANDLE NOT AVAILABLE](#)
 - 2.2.1.20. [2018 \(07E2\) \(RC2018\): MQRC HCONN ERROR](#)
 - 2.2.1.21. [2019 \(07E3\) \(RC2019\): MQRC HOBJ ERROR](#)
 - 2.2.1.22. [2020 \(07E4\) \(RC2020\): MQRC INHIBIT VALUE ERROR](#)
 - 2.2.1.23. [2021 \(07E5\) \(RC2021\): MQRC INT ATTR COUNT ERROR](#)
 - 2.2.1.24. [2022 \(07E6\) \(RC2022\): MQRC INT ATTR COUNT TOO SMALL](#)
 - 2.2.1.25. [2023 \(07E7\) \(RC2023\): MQRC INT ATTRS ARRAY ERROR](#)
 - 2.2.1.26. [2024 \(07E8\) \(RC2024\): MQRC SYNCPOINT LIMIT REACHED](#)
 - 2.2.1.27. [2025 \(07E9\) \(RC2025\): MQRC MAX CONNS LIMIT REACHED](#)
 - 2.2.1.28. [2026 \(07EA\) \(RC2026\): MQRC MD ERROR](#)
 - 2.2.1.29. [2027 \(07EB\) \(RC2027\): MQRC MISSING REPLY TO Q](#)
 - 2.2.1.30. [2029 \(07ED\) \(RC2029\): MQRC MSG TYPE ERROR](#)
 - 2.2.1.31. [2030 \(07EE\) \(RC2030\): MQRC MSG TOO BIG FOR Q](#)
 - 2.2.1.32. [2031 \(07EF\) \(RC2031\): MQRC MSG TOO BIG FOR Q MGR](#)
 - 2.2.1.33. [2033 \(07F1\) \(RC2033\): MQRC NO MSG AVAILABLE](#)
 - 2.2.1.34. [2034 \(07F2\) \(RC2034\): MQRC NO MSG UNDER CURSOR](#)
 - 2.2.1.35. [2035 \(07F3\) \(RC2035\): MQRC NOT AUTHORIZED](#)
 - 2.2.1.36. [2036 \(07F4\) \(RC2036\): MQRC NOT OPEN FOR BROWSE](#)
 - 2.2.1.37. [2037 \(07F5\) \(RC2037\): MQRC NOT OPEN FOR INPUT](#)
 - 2.2.1.38. [2038 \(07F6\) \(RC2038\): MQRC NOT OPEN FOR INQUIRE](#)
 - 2.2.1.39. [2039 \(07F7\) \(RC2039\): MQRC NOT OPEN FOR OUTPUT](#)
 - 2.2.1.40. [2040 \(07F8\) \(RC2040\): MQRC NOT OPEN FOR SET](#)
 - 2.2.1.41. [2041 \(07F9\) \(RC2041\): MQRC OBJECT CHANGED](#)
 - 2.2.1.42. [2042 \(07FA\) \(RC2042\): MQRC OBJECT IN USE](#)
 - 2.2.1.43. [2043 \(07FB\) \(RC2043\): MQRC OBJECT TYPE ERROR](#)
 - 2.2.1.44. [2044 \(07FC\) \(RC2044\): MQRC OD ERROR](#)
 - 2.2.1.45. [2045 \(07FD\) \(RC2045\): MQRC OPTION NOT VALID FOR TYPE](#)
 - 2.2.1.46. [2046 \(07FE\) \(RC2046\): MQRC OPTIONS ERROR](#)
 - 2.2.1.47. [2047 \(07FF\) \(RC2047\): MQRC PERSISTENCE ERROR](#)
 - 2.2.1.48. [2048 \(0800\) \(RC2048\): MQRC PERSISTENT NOT ALLOWED](#)
 - 2.2.1.49. [2049 \(0801\) \(RC2049\): MQRC PRIORITY EXCEEDS MAXIMUM](#)
 - 2.2.1.50. [2050 \(0802\) \(RC2050\): MQRC PRIORITY ERROR](#)
 - 2.2.1.51. [2051 \(0803\) \(RC2051\): MQRC PUT INHIBITED](#)
 - 2.2.1.52. [2052 \(0804\) \(RC2052\): MQRC Q DELETED](#)
 - 2.2.1.53. [2053 \(0805\) \(RC2053\): MQRC Q FULL](#)
 - 2.2.1.54. [2055 \(0807\) \(RC2055\): MQRC Q NOT EMPTY](#)
 - 2.2.1.55. [2056 \(0808\) \(RC2056\): MQRC Q SPACE NOT AVAILABLE](#)

- 2.2.1.56. [2057 \(0809\) \(RC2057\): MQRC Q TYPE ERROR](#)
- 2.2.1.57. [2058 \(080A\) \(RC2058\): MQRC Q MGR NAME ERROR](#)
- 2.2.1.58. [2059 \(080B\) \(RC2059\): MQRC Q MGR NOT AVAILABLE](#)
- 2.2.1.59. [2061 \(080D\) \(RC2061\): MQRC REPORT OPTIONS ERROR](#)
- 2.2.1.60. [2062 \(080E\) \(RC2062\): MQRC SECOND MARK NOT ALLOWED](#)
- 2.2.1.61. [2063 \(080F\) \(RC2063\): MQRC SECURITY ERROR](#)
- 2.2.1.62. [2065 \(0811\) \(RC2065\): MQRC SELECTOR COUNT ERROR](#)
- 2.2.1.63. [2066 \(0812\) \(RC2066\): MQRC SELECTOR LIMIT EXCEEDED](#)
- 2.2.1.64. [2067 \(0813\) \(RC2067\): MQRC SELECTOR ERROR](#)
- 2.2.1.65. [2068 \(0814\) \(RC2068\): MQRC SELECTOR NOT FOR TYPE](#)
- 2.2.1.66. [2069 \(0815\) \(RC2069\): MQRC SIGNAL OUTSTANDING](#)
- 2.2.1.67. [2070 \(0816\) \(RC2070\): MQRC SIGNAL REQUEST ACCEPTED](#)
- 2.2.1.68. [2071 \(0817\) \(RC2071\): MQRC STORAGE NOT AVAILABLE](#)
- 2.2.1.69. [2072 \(0818\) \(RC2072\): MQRC SYNCPOINT NOT AVAILABLE](#)
- 2.2.1.70. [2075 \(081B\) \(RC2075\): MQRC TRIGGER CONTROL ERROR](#)
- 2.2.1.71. [2076 \(081C\) \(RC2076\): MQRC TRIGGER DEPTH ERROR](#)
- 2.2.1.72. [2077 \(081D\) \(RC2077\): MQRC TRIGGER MSG PRIORITY ERR](#)
- 2.2.1.73. [2078 \(081E\) \(RC2078\): MQRC TRIGGER TYPE ERROR](#)
- 2.2.1.74. [2079 \(081F\) \(RC2079\): MQRC TRUNCATED MSG ACCEPTED](#)
- 2.2.1.75. [2080 \(0820\) \(RC2080\): MQRC TRUNCATED MSG FAILED](#)
- 2.2.1.76. [2082 \(0822\) \(RC2082\): MQRC UNKNOWN ALIAS BASE Q](#)
- 2.2.1.77. [2085 \(0825\) \(RC2085\): MQRC UNKNOWN OBJECT NAME](#)
- 2.2.1.78. [2086 \(0826\) \(RC2086\): MQRC UNKNOWN OBJECT Q MGR](#)
- 2.2.1.79. [2087 \(0827\) \(RC2087\): MQRC UNKNOWN REMOTE Q MGR](#)
- 2.2.1.80. [2090 \(082A\) \(RC2090\): MQRC WAIT INTERVAL ERROR](#)
- 2.2.1.81. [2091 \(082B\) \(RC2091\): MQRC XMIT Q TYPE ERROR](#)
- 2.2.1.82. [2092 \(082C\) \(RC2092\): MQRC XMIT Q USAGE ERROR](#)
- 2.2.1.83. [2093 \(082D\) \(RC2093\): MQRC NOT OPEN FOR PASS ALL](#)
- 2.2.1.84. [2094 \(082E\) \(RC2094\): MQRC NOT OPEN FOR PASS IDENT](#)
- 2.2.1.85. [2095 \(082F\) \(RC2095\): MQRC NOT OPEN FOR SET ALL](#)
- 2.2.1.86. [2096 \(0830\) \(RC2096\): MQRC NOT OPEN FOR SET IDENT](#)
- 2.2.1.87. [2097 \(0831\) \(RC2097\): MQRC CONTEXT HANDLE ERROR](#)
- 2.2.1.88. [2098 \(0832\) \(RC2098\): MQRC CONTEXT NOT AVAILABLE](#)
- 2.2.1.89. [2099 \(0833\) \(RC2099\): MQRC SIGNAL1 ERROR](#)
- 2.2.1.90. [2100 \(0834\) \(RC2100\): MQRC OBJECT ALREADY EXISTS](#)
- 2.2.1.91. [2101 \(0835\) \(RC2101\): MQRC OBJECT DAMAGED](#)
- 2.2.1.92. [2102 \(0836\) \(RC2102\): MQRC RESOURCE PROBLEM](#)
- 2.2.1.93. [2103 \(0837\) \(RC2103\): MQRC ANOTHER Q MGR CONNECTED](#)
- 2.2.1.94. [2104 \(0838\) \(RC2104\): MQRC UNKNOWN REPORT OPTION](#)
- 2.2.1.95. [2105 \(0839\) \(RC2105\): MQRC STORAGE CLASS ERROR](#)
- 2.2.1.96. [2106 \(083A\) \(RC2106\): MQRC COD NOT VALID FOR XCF Q](#)
- 2.2.1.97. [2107 \(083B\) \(RC2107\): MQRC XWAIT CANCELED](#)
- 2.2.1.98. [2108 \(083C\) \(RC2108\): MQRC XWAIT ERROR](#)
- 2.2.1.99. [2109 \(083D\) \(RC2109\): MQRC SUPPRESSED BY EXIT](#)
- 2.2.1.100. [2110 \(083E\) \(RC2110\): MQRC FORMAT ERROR](#)
- 2.2.1.101. [2111 \(083F\) \(RC2111\): MQRC SOURCE CCSID ERROR](#)
- 2.2.1.102. [2112 \(0840\) \(RC2112\): MQRC SOURCE INTEGER ENC ERROR](#)
- 2.2.1.103. [2113 \(0841\) \(RC2113\): MQRC SOURCE DECIMAL ENC ERROR](#)
- 2.2.1.104. [2114 \(0842\) \(RC2114\): MQRC SOURCE FLOAT ENC ERROR](#)
- 2.2.1.105. [2115 \(0843\) \(RC2115\): MQRC TARGET CCSID ERROR](#)
- 2.2.1.106. [2116 \(0844\) \(RC2116\): MQRC TARGET INTEGER ENC ERROR](#)
- 2.2.1.107. [2117 \(0845\) \(RC2117\): MQRC TARGET DECIMAL ENC ERROR](#)
- 2.2.1.108. [2118 \(0846\) \(RC2118\): MQRC TARGET FLOAT ENC ERROR](#)
- 2.2.1.109. [2119 \(0847\) \(RC2119\): MQRC NOT CONVERTED](#)
- 2.2.1.110. [2120 \(0848\) \(RC2120\): MQRC CONVERTED MSG TOO BIG](#)
- 2.2.1.111. [2121 \(0849\) \(RC2121\): MQRC NO EXTERNAL PARTICIPANTS](#)
- 2.2.1.112. [2122 \(084A\) \(RC2122\): MQRC PARTICIPANT NOT AVAILABLE](#)
- 2.2.1.113. [2123 \(084B\) \(RC2123\): MQRC OUTCOME MIXED](#)
- 2.2.1.114. [2124 \(084C\) \(RC2124\): MQRC OUTCOME PENDING](#)
- 2.2.1.115. [2125 \(084D\) \(RC2125\): MQRC BRIDGE STARTED](#)
- 2.2.1.116. [2126 \(084E\) \(RC2126\): MQRC BRIDGE STOPPED](#)
- 2.2.1.117. [2127 \(084F\) \(RC2127\): MQRC ADAPTER STORAGE SHORTAGE](#)
- 2.2.1.118. [2128 \(0850\) \(RC2128\): MQRC UOW IN PROGRESS](#)
- 2.2.1.119. [2129 \(0851\) \(RC2129\): MQRC ADAPTER CONN LOAD ERROR](#)
- 2.2.1.120. [2130 \(0852\) \(RC2130\): MQRC ADAPTER SERV LOAD ERROR](#)
- 2.2.1.121. [2131 \(0853\) \(RC2131\): MQRC ADAPTER DEFS ERROR](#)
- 2.2.1.122. [2132 \(0854\) \(RC2132\): MQRC ADAPTER DEFS LOAD ERROR](#)
- 2.2.1.123. [2133 \(0855\) \(RC2133\): MQRC ADAPTER CONV LOAD ERROR](#)
- 2.2.1.124. [2134 \(0856\) \(RC2134\): MQRC BO ERROR](#)
- 2.2.1.125. [2135 \(0857\) \(RC2135\): MQRC DH ERROR](#)
- 2.2.1.126. [2136 \(0858\) \(RC2136\): MQRC MULTIPLE REASONS](#)
- 2.2.1.127. [2137 \(0859\) \(RC2137\): MQRC OPEN FAILED](#)

- 2.2.1.128. [2138 \(085A\) \(RC2138\): MQRC ADAPTER DISC LOAD ERROR](#)
- 2.2.1.129. [2139 \(085B\) \(RC2139\): MQRC CNO ERROR](#)
- 2.2.1.130. [2140 \(085C\) \(RC2140\): MQRC CICS WAIT FAILED](#)
- 2.2.1.131. [2141 \(085D\) \(RC2141\): MQRC DLH ERROR](#)
- 2.2.1.132. [2142 \(085E\) \(RC2142\): MQRC HEADER ERROR](#)
- 2.2.1.133. [2143 \(085F\) \(RC2143\): MQRC SOURCE LENGTH ERROR](#)
- 2.2.1.134. [2144 \(0860\) \(RC2144\): MQRC TARGET LENGTH ERROR](#)
- 2.2.1.135. [2145 \(0861\) \(RC2145\): MQRC SOURCE BUFFER ERROR](#)
- 2.2.1.136. [2146 \(0862\) \(RC2146\): MQRC TARGET BUFFER ERROR](#)
- 2.2.1.137. [2148 \(0864\) \(RC2148\): MQRC IIH ERROR](#)
- 2.2.1.138. [2149 \(0865\) \(RC2149\): MQRC PCF ERROR](#)
- 2.2.1.139. [2150 \(0866\) \(RC2150\): MQRC DBCS ERROR](#)
- 2.2.1.140. [2152 \(0868\) \(RC2152\): MQRC OBJECT NAME ERROR](#)
- 2.2.1.141. [2153 \(0869\) \(RC2153\): MQRC OBJECT Q MGR NAME ERROR](#)
- 2.2.1.142. [2154 \(086A\) \(RC2154\): MQRC RECS PRESENT ERROR](#)
- 2.2.1.143. [2155 \(086B\) \(RC2155\): MQRC OBJECT RECORDS ERROR](#)
- 2.2.1.144. [2156 \(086C\) \(RC2156\): MQRC RESPONSE RECORDS ERROR](#)
- 2.2.1.145. [2157 \(086D\) \(RC2157\): MQRC ASID MISMATCH](#)
- 2.2.1.146. [2158 \(086E\) \(RC2158\): MQRC PMO RECORD FLAGS ERROR](#)
- 2.2.1.147. [2159 \(086F\) \(RC2159\): MQRC PUT MSG RECORDS ERROR](#)
- 2.2.1.148. [2160 \(0870\) \(RC2160\): MQRC CONN ID IN USE](#)
- 2.2.1.149. [2161 \(0871\) \(RC2161\): MQRC Q MGR QUIESCING](#)
- 2.2.1.150. [2162 \(0872\) \(RC2162\): MQRC Q MGR STOPPING](#)
- 2.2.1.151. [2163 \(0873\) \(RC2163\): MQRC DUPLICATE RECOV COORD](#)
- 2.2.1.152. [2173 \(087D\) \(RC2173\): MQRC PMO ERROR](#)
- 2.2.1.153. [2182 \(0886\) \(RC2173\): MQRC API EXIT NOT FOUND](#)
- 2.2.1.154. [2183 \(0887\) \(RC2183\): MQRC API EXIT LOAD ERROR](#)
- 2.2.1.155. [2184 \(0888\) \(RC2184\): MQRC REMOTE Q NAME ERROR](#)
- 2.2.1.156. [2185 \(0889\) \(RC2185\): MQRC INCONSISTENT PERSISTENCE](#)
- 2.2.1.157. [2186 \(088A\) \(RC2186\): MQRC GMO ERROR](#)
- 2.2.1.158. [2187 \(088B\) \(RC2187\): MQRC CICS BRIDGE RESTRICTION](#)
- 2.2.1.159. [2188 \(088C\) \(RC2188\): MQRC STOPPED BY CLUSTER EXIT](#)
- 2.2.1.160. [2189 \(088D\) \(RC2189\): MQRC CLUSTER RESOLUTION ERROR](#)
- 2.2.1.161. [2190 \(088E\) \(RC2190\): MQRC CONVERTED STRING TOO BIG](#)
- 2.2.1.162. [2191 \(088F\) \(RC2191\): MQRC TMC ERROR](#)
- 2.2.1.163. [2192 \(0890\) \(RC2192\): MQRC PAGESET FULL](#)
- 2.2.1.164. [2192 \(0890\) \(RC2192\): MQRC STORAGE MEDIUM FULL](#)
- 2.2.1.165. [2193 \(0891\) \(RC2193\): MQRC PAGESET ERROR](#)
- 2.2.1.166. [2194 \(0892\) \(RC2194\): MQRC NAME NOT VALID FOR TYPE](#)
- 2.2.1.167. [2195 \(0893\) \(RC2195\): MQRC UNEXPECTED ERROR](#)
- 2.2.1.168. [2196 \(0894\) \(RC2196\): MQRC UNKNOWN XMIT Q](#)
- 2.2.1.169. [2197 \(0895\) \(RC2197\): MQRC UNKNOWN DEF XMIT Q](#)
- 2.2.1.170. [2198 \(0896\) \(RC2198\): MQRC DEF XMIT Q TYPE ERROR](#)
- 2.2.1.171. [2199 \(0897\) \(RC2199\): MQRC DEF XMIT Q USAGE ERROR](#)
- 2.2.1.172. [2201 \(0899\) \(RC2201\): MQRC NAME IN USE](#)
- 2.2.1.173. [2202 \(089A\) \(RC2202\): MQRC CONNECTION QUIESCING](#)
- 2.2.1.174. [2203 \(089B\) \(RC2203\): MQRC CONNECTION STOPPING](#)
- 2.2.1.175. [2204 \(089C\) \(RC2204\): MQRC ADAPTER NOT AVAILABLE](#)
- 2.2.1.176. [2206 \(089E\) \(RC2206\): MQRC MSG ID ERROR](#)
- 2.2.1.177. [2207 \(089F\) \(RC2207\): MQRC CORREL ID ERROR](#)
- 2.2.1.178. [2208 \(08A0\) \(RC2208\): MQRC FILE SYSTEM ERROR](#)
- 2.2.1.179. [2209 \(08A1\) \(RC2209\): MQRC NO MSG LOCKED](#)
- 2.2.1.180. [2210 \(08A2\) \(RC2210\): MQRC SOAP DOTNET ERROR](#)
- 2.2.1.181. [2211 \(08A3\) \(RC2211\): MQRC SOAP AXIS ERROR](#)
- 2.2.1.182. [2212 \(08A4\) \(RC2212\): MQRC SOAP URL ERROR](#)
- 2.2.1.183. [2217 \(08A9\) \(RC2217\): MQRC CONNECTION NOT AUTHORIZED](#)
- 2.2.1.184. [2218 \(08AA\) \(RC2218\): MQRC MSG TOO BIG FOR CHANNEL](#)
- 2.2.1.185. [2219 \(08AB\) \(RC2219\): MQRC CALL IN PROGRESS](#)
- 2.2.1.186. [2220 \(08AC\) \(RC2220\): MQRC RMH ERROR](#)
- 2.2.1.187. [2222 \(08AE\) \(RC2222\): MQRC Q MGR ACTIVE](#)
- 2.2.1.188. [2223 \(08AF\) \(RC2223\): MQRC Q MGR NOT ACTIVE](#)
- 2.2.1.189. [2224 \(08B0\) \(RC2224\): MQRC Q DEPTH HIGH](#)
- 2.2.1.190. [2225 \(08B1\) \(RC2225\): MQRC Q DEPTH LOW](#)
- 2.2.1.191. [2226 \(08B2\) \(RC2226\): MQRC Q SERVICE INTERVAL HIGH](#)
- 2.2.1.192. [2227 \(08B3\) \(RC2227\): MQRC Q SERVICE INTERVAL OK](#)
- 2.2.1.193. [2228 \(08B4\) \(RC2228\): MQRC RFH HEADER FIELD ERROR](#)
- 2.2.1.194. [2229 \(08B5\) \(RC2229\): MQRC RAS PROPERTY ERROR](#)
- 2.2.1.195. [2232 \(08B8\) \(RC2232\): MQRC UNIT OF WORK NOT STARTED](#)
- 2.2.1.196. [2233 \(08B9\) \(RC2233\): MQRC CHANNEL AUTO DEF OK](#)
- 2.2.1.197. [2234 \(08BA\) \(RC2234\): MQRC CHANNEL AUTO DEF ERROR](#)
- 2.2.1.198. [2235 \(08BB\) \(RC2235\): MQRC CFH ERROR](#)
- 2.2.1.199. [2236 \(08BC\) \(RC2236\): MQRC CFIL ERROR](#)

- 2.2.1.200. [2237 \(08BD\) \(RC2237\): MQRC CFIN ERROR](#)
- 2.2.1.201. [2238 \(08BE\) \(RC2238\): MQRC CFSL ERROR](#)
- 2.2.1.202. [2239 \(08BF\) \(RC2239\): MQRC CFST ERROR](#)
- 2.2.1.203. [2241 \(08C1\) \(RC2241\): MQRC INCOMPLETE GROUP](#)
- 2.2.1.204. [2242 \(08C2\) \(RC2242\): MQRC INCOMPLETE MSG](#)
- 2.2.1.205. [2243 \(08C3\) \(RC2243\): MQRC INCONSISTENT CCSIDS](#)
- 2.2.1.206. [2244 \(08C4\) \(RC2244\): MQRC INCONSISTENT ENCODINGS](#)
- 2.2.1.207. [2245 \(08C5\) \(RC2245\): MQRC INCONSISTENT UOW](#)
- 2.2.1.208. [2246 \(08C6\) \(RC2246\): MQRC INVALID MSG UNDER CURSOR](#)
- 2.2.1.209. [2247 \(08C7\) \(RC2247\): MQRC MATCH OPTIONS ERROR](#)
- 2.2.1.210. [2248 \(08C8\) \(RC2248\): MQRC MDE ERROR](#)
- 2.2.1.211. [2249 \(08C9\) \(RC2249\): MQRC MSG FLAGS ERROR](#)
- 2.2.1.212. [2250 \(08CA\) \(RC2250\): MQRC MSG SEQ NUMBER ERROR](#)
- 2.2.1.213. [2251 \(08CB\) \(RC2251\): MQRC OFFSET ERROR](#)
- 2.2.1.214. [2252 \(08CC\) \(RC2252\): MQRC ORIGINAL LENGTH ERROR](#)
- 2.2.1.215. [2253 \(08CD\) \(RC2253\): MQRC SEGMENT LENGTH ZERO](#)
- 2.2.1.216. [2255 \(08CF\) \(RC2255\): MQRC UOW NOT AVAILABLE](#)
- 2.2.1.217. [2256 \(08D0\) \(RC2256\): MQRC WRONG GMO VERSION](#)
- 2.2.1.218. [2257 \(08D1\) \(RC2257\): MQRC WRONG MD VERSION](#)
- 2.2.1.219. [2258 \(08D2\) \(RC2258\): MQRC GROUP ID ERROR](#)
- 2.2.1.220. [2259 \(08D3\) \(RC2259\): MQRC INCONSISTENT BROWSE](#)
- 2.2.1.221. [2260 \(08D4\) \(RC2260\): MQRC XQH ERROR](#)
- 2.2.1.222. [2261 \(08D5\) \(RC2261\): MQRC SRC ENV ERROR](#)
- 2.2.1.223. [2262 \(08D6\) \(RC2262\): MQRC SRC NAME ERROR](#)
- 2.2.1.224. [2263 \(08D7\) \(RC2263\): MQRC DEST ENV ERROR](#)
- 2.2.1.225. [2264 \(08D8\) \(RC2264\): MQRC DEST NAME ERROR](#)
- 2.2.1.226. [2265 \(08D9\) \(RC2265\): MQRC TM ERROR](#)
- 2.2.1.227. [2266 \(08DA\) \(RC2266\): MQRC CLUSTER EXIT ERROR](#)
- 2.2.1.228. [2267 \(08DB\) \(RC2267\): MQRC CLUSTER EXIT LOAD ERROR](#)
- 2.2.1.229. [2268 \(08DC\) \(RC2268\): MQRC CLUSTER PUT INHIBITED](#)
- 2.2.1.230. [2269 \(08DD\) \(RC2269\): MQRC CLUSTER RESOURCE ERROR](#)
- 2.2.1.231. [2270 \(08DE\) \(RC2270\): MQRC NO DESTINATIONS AVAILABLE](#)
- 2.2.1.232. [2271 \(08DF\) \(RC2271\): MQRC CONN TAG IN USE](#)
- 2.2.1.233. [2272 \(08E0\) \(RC2272\): MQRC PARTIALLY CONVERTED](#)
- 2.2.1.234. [2273 \(08E1\) \(RC2273\): MQRC CONNECTION ERROR](#)
- 2.2.1.235. [2274 \(08E2\) \(RC2274\): MQRC OPTION ENVIRONMENT ERROR](#)
- 2.2.1.236. [2277 \(08E5\) \(RC2277\): MQRC CD ERROR](#)
- 2.2.1.237. [2278 \(08E6\) \(RC2278\): MQRC CLIENT CONN ERROR](#)
- 2.2.1.238. [2279 \(08E7\) \(RC2279\): MQRC CHANNEL STOPPED BY USER](#)
- 2.2.1.239. [2280 \(08E8\) \(RC2280\): MQRC HCONFIG ERROR](#)
- 2.2.1.240. [2281 \(08E9\) \(RC2281\): MQRC FUNCTION ERROR](#)
- 2.2.1.241. [2282 \(08EA\) \(RC2282\): MQRC CHANNEL STARTED](#)
- 2.2.1.242. [2283 \(08EB\) \(RC2283\): MQRC CHANNEL STOPPED](#)
- 2.2.1.243. [2284 \(08EC\) \(RC2284\): MQRC CHANNEL CONV ERROR](#)
- 2.2.1.244. [2285 \(08ED\) \(RC2285\): MQRC SERVICE NOT AVAILABLE](#)
- 2.2.1.245. [2286 \(08EE\) \(RC2286\): MQRC INITIALIZATION FAILED](#)
- 2.2.1.246. [2287 \(08EF\) \(RC2287\): MQRC TERMINATION FAILED](#)
- 2.2.1.247. [2288 \(08F0\) \(RC2288\): MQRC UNKNOWN Q NAME](#)
- 2.2.1.248. [2289 \(08F1\) \(RC2289\): MQRC SERVICE ERROR](#)
- 2.2.1.249. [2290 \(08F2\) \(RC2290\): MQRC Q ALREADY EXISTS](#)
- 2.2.1.250. [2291 \(08F3\) \(RC2291\): MQRC USER ID NOT AVAILABLE](#)
- 2.2.1.251. [2292 \(08F4\) \(RC2292\): MQRC UNKNOWN ENTITY](#)
- 2.2.1.252. [2294 \(08F6\) \(RC2294\): MQRC UNKNOWN REF OBJECT](#)
- 2.2.1.253. [2295 \(08F7\) \(RC2295\): MQRC CHANNEL ACTIVATED](#)
- 2.2.1.254. [2296 \(08F8\) \(RC2296\): MQRC CHANNEL NOT ACTIVATED](#)
- 2.2.1.255. [2297 \(08F9\) \(RC2297\): MQRC UOW CANCELED](#)
- 2.2.1.256. [2298 \(08FA\) \(RC2298\): MQRC FUNCTION NOT SUPPORTED](#)
- 2.2.1.257. [2299 \(08FB\) \(RC2299\): MQRC SELECTOR TYPE ERROR](#)
- 2.2.1.258. [2300 \(08FC\) \(RC2300\): MQRC COMMAND TYPE ERROR](#)
- 2.2.1.259. [2301 \(08FD\) \(RC2301\): MQRC MULTIPLE INSTANCE ERROR](#)
- 2.2.1.260. [2302 \(08FE\) \(RC2302\): MQRC SYSTEM ITEM NOT ALTERABLE](#)
- 2.2.1.261. [2303 \(08FF\) \(RC2303\): MQRC BAG CONVERSION ERROR](#)
- 2.2.1.262. [2304 \(0900\) \(RC2304\): MQRC SELECTOR OUT OF RANGE](#)
- 2.2.1.263. [2305 \(0901\) \(RC2305\): MQRC SELECTOR NOT UNIQUE](#)
- 2.2.1.264. [2306 \(0902\) \(RC2306\): MQRC INDEX NOT PRESENT](#)
- 2.2.1.265. [2307 \(0903\) \(RC2307\): MQRC STRING ERROR](#)
- 2.2.1.266. [2308 \(0904\) \(RC2308\): MQRC ENCODING NOT SUPPORTED](#)
- 2.2.1.267. [2309 \(0905\) \(RC2309\): MQRC SELECTOR NOT PRESENT](#)
- 2.2.1.268. [2310 \(0906\) \(RC2310\): MQRC OUT SELECTOR ERROR](#)
- 2.2.1.269. [2311 \(0907\) \(RC2311\): MQRC STRING TRUNCATED](#)
- 2.2.1.270. [2312 \(0908\) \(RC2312\): MQRC SELECTOR WRONG TYPE](#)
- 2.2.1.271. [2313 \(0909\) \(RC2313\): MQRC INCONSISTENT ITEM TYPE](#)

2.2.1.272. [2314 \(090A\) \(RC2314\): MQRD INDEX ERROR](#)
2.2.1.273. [2315 \(090B\) \(RC2315\): MQRD SYSTEM BAG NOT ALTERABLE](#)
2.2.1.274. [2316 \(090C\) \(RC2316\): MQRD ITEM COUNT ERROR](#)
2.2.1.275. [2317 \(090D\) \(RC2317\): MQRD FORMAT NOT SUPPORTED](#)
2.2.1.276. [2318 \(090E\) \(RC2318\): MQRD SELECTOR NOT SUPPORTED](#)
2.2.1.277. [2319 \(090F\) \(RC2319\): MQRD ITEM VALUE ERROR](#)
2.2.1.278. [2320 \(0910\) \(RC2320\): MQRD HBAG ERROR](#)
2.2.1.279. [2321 \(0911\) \(RC2321\): MQRD PARAMETER MISSING](#)
2.2.1.280. [2322 \(0912\) \(RC2322\): MQRD CMD SERVER NOT AVAILABLE](#)
2.2.1.281. [2323 \(0913\) \(RC2323\): MQRD STRING LENGTH ERROR](#)
2.2.1.282. [2324 \(0914\) \(RC2324\): MQRD INQUIRY COMMAND ERROR](#)
2.2.1.283. [2325 \(0915\) \(RC2325\): MQRD NESTED BAG NOT SUPPORTED](#)
2.2.1.284. [2326 \(0916\) \(RC2326\): MQRD BAG WRONG TYPE](#)
2.2.1.285. [2327 \(0917\) \(RC2327\): MQRD ITEM TYPE ERROR](#)
2.2.1.286. [2328 \(0918\) \(RC2328\): MQRD SYSTEM BAG NOT DELETABLE](#)
2.2.1.287. [2329 \(0919\) \(RC2329\): MQRD SYSTEM ITEM NOT DELETABLE](#)
2.2.1.288. [2330 \(091A\) \(RC2330\): MQRD CODED CHAR SET ID ERROR](#)
2.2.1.289. [2331 \(091B\) \(RC2331\): MQRD MSG TOKEN ERROR](#)
2.2.1.290. [2332 \(091C\) \(RC2332\): MQRD MISSING WIH](#)
2.2.1.291. [2333 \(091D\) \(RC2333\): MQRD WIH ERROR](#)
2.2.1.292. [2334 \(091E\) \(RC2334\): MQRD RFH ERROR](#)
2.2.1.293. [2335 \(091F\) \(RC2335\): MQRD RFH STRING ERROR](#)
2.2.1.294. [2336 \(0920\) \(RC2336\): MQRD RFH COMMAND ERROR](#)
2.2.1.295. [2337 \(0921\) \(RC2337\): MQRD RFH PARM ERROR](#)
2.2.1.296. [2338 \(0922\) \(RC2338\): MQRD RFH DUPLICATE PARM](#)
2.2.1.297. [2339 \(0923\) \(RC2339\): MQRD RFH PARM MISSING](#)
2.2.1.298. [2340 \(0924\) \(RC2340\): MQRD CHAR CONVERSION ERROR](#)
2.2.1.299. [2341 \(0925\) \(RC2341\): MQRD UCS2 CONVERSION ERROR](#)
2.2.1.300. [2342 \(0926\) \(RC2342\): MQRD DB2 NOT AVAILABLE](#)
2.2.1.301. [2343 \(0927\) \(RC2343\): MQRD OBJECT NOT UNIQUE](#)
2.2.1.302. [2344 \(0928\) \(RC2344\): MQRD CONN TAG NOT RELEASED](#)
2.2.1.303. [2345 \(0929\) \(RC2345\): MQRD CF NOT AVAILABLE](#)
2.2.1.304. [2346 \(092A\) \(RC2346\): MQRD CF STRUC IN USE](#)
2.2.1.305. [2347 \(092B\) \(RC2347\): MQRD CF STRUC LIST HDR IN USE](#)
2.2.1.306. [2348 \(092C\) \(RC2348\): MQRD CF STRUC AUTH FAILED](#)
2.2.1.307. [2349 \(092D\) \(RC2349\): MQRD CF STRUC ERROR](#)
2.2.1.308. [2350 \(092E\) \(RC2350\): MQRD CONN TAG NOT USABLE](#)
2.2.1.309. [2351 \(092F\) \(RC2351\): MQRD GLOBAL UOW CONFLICT](#)
2.2.1.310. [2352 \(0930\) \(RC2352\): MQRD LOCAL UOW CONFLICT](#)
2.2.1.311. [2353 \(0931\) \(RC2353\): MQRD HANDLE IN USE FOR UOW](#)
2.2.1.312. [2354 \(0932\) \(RC2354\): MQRD UOW ENLISTMENT ERROR](#)
2.2.1.313. [2355 \(0933\) \(RC2355\): MQRD UOW MIX NOT SUPPORTED](#)
2.2.1.314. [2356 \(0934\) \(RC2356\): MQRD WXP ERROR](#)
2.2.1.315. [2357 \(0935\) \(RC2357\): MQRD CURRENT RECORD ERROR](#)
2.2.1.316. [2358 \(0936\) \(RC2358\): MQRD NEXT OFFSET ERROR](#)
2.2.1.317. [2359 \(0937\) \(RC2359\): MQRD NO RECORD AVAILABLE](#)
2.2.1.318. [2360 \(0938\) \(RC2360\): MQRD OBJECT LEVEL INCOMPATIBLE](#)
2.2.1.319. [2361 \(0939\) \(RC2361\): MQRD NEXT RECORD ERROR](#)
2.2.1.320. [2362 \(093A\) \(RC2362\): MQRD BACKOUT THRESHOLD REACHED](#)
2.2.1.321. [2363 \(093B\) \(RC2363\): MQRD MSG NOT MATCHED](#)
2.2.1.322. [2364 \(093C\) \(RC2364\): MQRD JMS FORMAT ERROR](#)
2.2.1.323. [2365 \(093D\) \(RC2365\): MQRD SEGMENTS NOT SUPPORTED](#)
2.2.1.324. [2366 \(093E\) \(RC2366\): MQRD WRONG CF LEVEL](#)
2.2.1.325. [2367 \(093F\) \(RC2367\): MQRD CONFIG CREATE OBJECT](#)
2.2.1.326. [2368 \(0940\) \(RC2368\): MQRD CONFIG CHANGE OBJECT](#)
2.2.1.327. [2369 \(0941\) \(RC2369\): MQRD CONFIG DELETE OBJECT](#)
2.2.1.328. [2370 \(0942\) \(RC2370\): MQRD CONFIG REFRESH OBJECT](#)
2.2.1.329. [2371 \(0943\) \(RC2371\): MQRD CHANNEL SSL ERROR](#)
2.2.1.330. [2373 \(0945\) \(RC2373\): MQRD CF STRUC FAILED](#)
2.2.1.331. [2374 \(0946\) \(RC2374\): MQRD API EXIT ERROR](#)
2.2.1.332. [2375 \(0947\) \(RC2375\): MQRD API EXIT INIT ERROR](#)
2.2.1.333. [2376 \(0948\) \(RC2376\): MQRD API EXIT TERM ERROR](#)
2.2.1.334. [2377 \(0949\) \(RC2377\): MQRD EXIT REASON ERROR](#)
2.2.1.335. [2378 \(094A\) \(RC2378\): MQRD RESERVED VALUE ERROR](#)
2.2.1.336. [2379 \(094B\) \(RC2379\): MQRD NO DATA AVAILABLE](#)
2.2.1.337. [2380 \(094C\) \(RC2380\): MQRD SCO ERROR](#)
2.2.1.338. [2381 \(094D\) \(RC2381\): MQRD KEY REPOSITORY ERROR](#)
2.2.1.339. [2382 \(094E\) \(RC2382\): MQRD CRYPTO HARDWARE ERROR](#)
2.2.1.340. [2383 \(094F\) \(RC2383\): MQRD AUTH INFO REC COUNT ERROR](#)
2.2.1.341. [2384 \(0950\) \(RC2384\): MQRD AUTH INFO REC ERROR](#)
2.2.1.342. [2385 \(0951\) \(RC2385\): MQRD AIR ERROR](#)
2.2.1.343. [2386 \(0952\) \(RC2386\): MQRD AUTH INFO TYPE ERROR](#)

2.2.1.344. [2387 \(0953\) \(RC2387\): MQRC AUTH INFO CONN NAME ERROR](#)
2.2.1.345. [2388 \(0954\) \(RC2388\): MQRC LDAP USER NAME ERROR](#)
2.2.1.346. [2389 \(0955\) \(RC2389\): MQRC LDAP USER NAME LENGTH ERR](#)
2.2.1.347. [2390 \(0956\) \(RC2390\): MQRC LDAP PASSWORD ERROR](#)
2.2.1.348. [2391 \(0957\) \(RC2391\): MQRC SSL ALREADY INITIALIZED](#)
2.2.1.349. [2392 \(0958\) \(RC2392\): MQRC SSL CONFIG ERROR](#)
2.2.1.350. [2393 \(0959\) \(RC2393\): MQRC SSL INITIALIZATION ERROR](#)
2.2.1.351. [2394 \(095A\) \(RC2394\): MQRC Q INDEX TYPE ERROR](#)
2.2.1.352. [2395 \(095B\) \(RC2395\): MQRC CFBS ERROR](#)
2.2.1.353. [2396 \(095C\) \(RC2396\): MQRC SSL NOT ALLOWED](#)
2.2.1.354. [2397 \(095D\) \(RC2397\): MQRC JSSE ERROR](#)
2.2.1.355. [2398 \(095E\) \(RC2398\): MQRC SSL PEER NAME MISMATCH](#)
2.2.1.356. [2399 \(095F\) \(RC2399\): MQRC SSL PEER NAME ERROR](#)
2.2.1.357. [2400 \(0960\) \(RC2400\): MQRC UNSUPPORTED CIPHER SUITE](#)
2.2.1.358. [2401 \(0961\) \(RC2401\): MQRC SSL CERTIFICATE REVOKED](#)
2.2.1.359. [2402 \(0962\) \(RC2402\): MQRC SSL CERT STORE ERROR](#)
2.2.1.360. [2406 \(0966\) \(RC2406\): MQRC CLIENT EXIT LOAD ERROR](#)
2.2.1.361. [2407 \(0967\) \(RC2407\): MQRC CLIENT EXIT ERROR](#)
2.2.1.362. [2409 \(0969\) \(RC2409\): MQRC SSL KEY RESET ERROR](#)
2.2.1.363. [2411 \(096B\) \(RC2411\): MQRC LOGGER STATUS](#)
2.2.1.364. [2412 \(096C\) \(RC2412\): MQRC COMMAND MQSC](#)
2.2.1.365. [2413 \(096D\) \(RC2413\): MQRC COMMAND PCF](#)
2.2.1.366. [2414 \(096E\) \(RC2414\): MQRC CFIF ERROR](#)
2.2.1.367. [2415 \(096F\) \(RC2415\): MQRC CFSF ERROR](#)
2.2.1.368. [2416 \(0970\) \(RC2416\): MQRC CFGR ERROR](#)
2.2.1.369. [2417 \(0971\) \(RC2417\): MQRC MSG NOT ALLOWED IN GROUP](#)
2.2.1.370. [2418 \(0972\) \(RC2418\): MQRC FILTER OPERATOR ERROR](#)
2.2.1.371. [2419 \(0973\) \(RC2419\): MQRC NESTED SELECTOR ERROR](#)
2.2.1.372. [2420 \(0974\) \(RC2420\): MQRC EPH ERROR](#)
2.2.1.373. [2421 \(0975\) \(RC2421\): MQRC RFH FORMAT ERROR](#)
2.2.1.374. [2422 \(0976\) \(RC2422\): MQRC CFBF ERROR](#)
2.2.1.375. [2423 \(0977\) \(RC2423\): MQRC CLIENT CHANNEL CONFLICT](#)
2.2.1.376. [2424 \(0978\) \(RC2424\): MQRC SD ERROR](#)
2.2.1.377. [2425 \(0979\) \(RC2425\): MQRC TOPIC STRING ERROR](#)
2.2.1.378. [2426 \(097A\) \(RC2426\): MQRC STS ERROR](#)
2.2.1.379. [2428 \(097C\) \(RC2428\): MQRC NO SUBSCRIPTION](#)
2.2.1.380. [2429 \(097D\) \(RC2429\): MQRC SUBSCRIPTION IN USE](#)
2.2.1.381. [2430 \(097E\) \(RC2430\): MQRC STAT TYPE ERROR](#)
2.2.1.382. [2431 \(097F\) \(RC2431\): MQRC SUB USER DATA ERROR](#)
2.2.1.383. [2432 \(0980\) \(RC2432\): MQRC SUB ALREADY EXISTS](#)
2.2.1.384. [2434 \(0982\) \(RC2434\): MQRC IDENTITY MISMATCH](#)
2.2.1.385. [2435 \(0983\) \(RC2435\): MQRC ALTER SUB ERROR](#)
2.2.1.386. [2436 \(0984\) \(RC2436\): MQRC DURABILITY NOT ALLOWED](#)
2.2.1.387. [2437 \(0985\) \(RC2437\): MQRC NO RETAINED MSG](#)
2.2.1.388. [2438 \(0986\) \(RC2438\): MQRC SRO ERROR](#)
2.2.1.389. [2440 \(0988\) \(RC2440\): MQRC SUB NAME ERROR](#)
2.2.1.390. [2441 \(0989\) \(RC2441\): MQRC OBJECT STRING ERROR](#)
2.2.1.391. [2442 \(098A\) \(RC2442\): MQRC PROPERTY NAME ERROR](#)
2.2.1.392. [2443 \(098B\) \(RC2443\): MQRC SEGMENTATION NOT ALLOWED](#)
2.2.1.393. [2444 \(098C\) \(RC2444\): MQRC CBD ERROR](#)
2.2.1.394. [2445 \(098D\) \(RC2445\): MQRC CTLO ERROR](#)
2.2.1.395. [2446 \(098E\) \(RC2446\): MQRC NO CALLBACKS ACTIVE](#)
2.2.1.396. [2448 \(0990\) \(RC2448\): MQRC CALLBACK NOT REGISTERED](#)
2.2.1.397. [2449 \(0991\) \(RC2449\): MQRC MQCTL ALREADY STARTED](#)
2.2.1.398. [2457 \(0999\) \(RC2457\): MQRC OPTIONS CHANGED](#)
2.2.1.399. [2458 \(099A\) \(RC2458\): MQRC READ AHEAD MSGS](#)
2.2.1.400. [2459 \(099B\) \(RC2459\): MQRC SELECTOR SYNTAX ERROR](#)
2.2.1.401. [2460 \(099C\) \(RC2460\): MQRC HMSG ERROR](#)
2.2.1.402. [2461 \(099D\) \(RC2461\): MQRC CMHO ERROR](#)
2.2.1.403. [2462 \(099E\) \(RC2462\): MQRC DMHO ERROR](#)
2.2.1.404. [2463 \(099F\) \(RC2463\): MQRC SMPO ERROR](#)
2.2.1.405. [2464 \(09A0\) \(RC2464\): MQRC IMPO ERROR](#)
2.2.1.406. [2465 \(09A1\) \(RC2465\): MQRC PROPERTY NAME TOO BIG](#)
2.2.1.407. [2466 \(09A2\) \(RC2466\): MQRC PROP VALUE NOT CONVERTED](#)
2.2.1.408. [2467 \(09A3\) \(RC2467\): MQRC PROP TYPE NOT SUPPORTED](#)
2.2.1.409. [2469 \(09A5\) \(RC2469\): MQRC PROPERTY VALUE TOO BIG](#)
2.2.1.410. [2470 \(09A6\) \(RC2470\): MQRC PROP CONV NOT SUPPORTED](#)
2.2.1.411. [2471 \(09A7\) \(RC2471\): MQRC PROPERTY NOT AVAILABLE](#)
2.2.1.412. [2472 \(09A8\) \(RC2472\): MQRC PROP NUMBER FORMAT ERROR](#)
2.2.1.413. [2473 \(09A9\) \(RC2473\): MQRC PROPERTY TYPE ERROR](#)
2.2.1.414. [2478 \(09AE\) \(RC2478\): MQRC PROPERTIES TOO BIG](#)
2.2.1.415. [2479 \(09AF\) \(RC2479\): MQRC PUT NOT RETAINED](#)

2.2.1.416. [2480 \(09B0\) \(RC2480\): MQRC ALIAS TARGTYPE CHANGED](#)
2.2.1.417. [2481 \(09B1\) \(RC2481\): MQRC DMPO ERROR](#)
2.2.1.418. [2482 \(09B2\) \(RC2482\): MQRC PD ERROR](#)
2.2.1.419. [2483 \(09B3\) \(RC2483\): MQRC CALLBACK TYPE ERROR](#)
2.2.1.420. [2484 \(09B4\) \(RC2484\): MQRC CBD OPTIONS ERROR](#)
2.2.1.421. [2485 \(09B5\) \(RC2485\): MQRC MAX MSG LENGTH ERROR](#)
2.2.1.422. [2486 \(09B6\) \(RC2486\): MQRC CALLBACK ROUTINE ERROR](#)
2.2.1.423. [2487 \(09B7\) \(RC2487\): MQRC CALLBACK LINK ERROR](#)
2.2.1.424. [2488 \(09B8\) \(RC2488\): MQRC OPERATION ERROR](#)
2.2.1.425. [2489 \(09B9\) \(RC2489\): MQRC BMHO ERROR](#)
2.2.1.426. [2490 \(09BA\) \(RC2490\): MQRC UNSUPPORTED PROPERTY](#)
2.2.1.427. [2492 \(09BC\) \(RC2492\): MQRC PROP NAME NOT CONVERTED](#)
2.2.1.428. [2494 \(09BE\) \(RC2494\): MQRC GET ENABLED](#)
2.2.1.429. [2495 \(09BF\) \(RC2495\): MQRC MODULE NOT FOUND](#)
2.2.1.430. [2496 \(09C0\) \(RC2496\): MQRC MODULE INVALID](#)
2.2.1.431. [2497 \(09C1\) \(RC2497\): MQRC MODULE ENTRY NOT FOUND](#)
2.2.1.432. [2498 \(09C2\) \(RC2498\): MQRC MIXED CONTENT NOT ALLOWED](#)
2.2.1.433. [2499 \(09C3\) \(RC2499\): MQRC MSG HANDLE IN USE](#)
2.2.1.434. [2500 \(09C4\) \(RC2500\): MQRC HCONN ASYNC ACTIVE](#)
2.2.1.435. [2501 \(09C5\) \(RC2501\): MQRC MHBO ERROR](#)
2.2.1.436. [2502 \(09C6\) \(RC2502\): MQRC PUBLICATION FAILURE](#)
2.2.1.437. [2503 \(09C7\) \(RC2503\): MQRC SUB INHIBITED](#)
2.2.1.438. [2504 \(09C8\) \(RC2504\): MQRC SELECTOR ALWAYS FALSE](#)
2.2.1.439. [2507 \(09CB\) \(RC2507\): MQRC XEPO ERROR](#)
2.2.1.440. [2509 \(09CD\) \(RC2509\): MQRC DURABILITY NOT ALTERABLE](#)
2.2.1.441. [2510 \(09CE\) \(RC2510\): MQRC TOPIC NOT ALTERABLE](#)
2.2.1.442. [2512 \(09D0\) \(RC2512\): MQRC SUBLEVEL NOT ALTERABLE](#)
2.2.1.443. [2513 \(09D1\) \(RC2513\): MQRC PROPERTY NAME LENGTH ERR](#)
2.2.1.444. [2514 \(09D2\) \(RC2514\): MQRC DUPLICATE GROUP SUB](#)
2.2.1.445. [2515 \(09D3\) \(RC2515\): MQRC GROUPING NOT ALTERABLE](#)
2.2.1.446. [2516 \(09D4\) \(RC2516\): MQRC SELECTOR INVALID FOR TYPE](#)
2.2.1.447. [2517 \(09D5\) \(RC2517\): MQRC HOBJ QUIESCED](#)
2.2.1.448. [2518 \(09D6\) \(RC2518\): MQRC HOBJ QUIESCED NO MSGS](#)
2.2.1.449. [2519 \(09D7\) \(RC2519\): MQRC SELECTION STRING ERROR](#)
2.2.1.450. [2520 \(09D8\) \(RC2520\): MQRC RES OBJECT STRING ERROR](#)
2.2.1.451. [2521 \(09D9\) \(RC2521\): MQRC CONNECTION SUSPENDED](#)
2.2.1.452. [2522 \(09DA\) \(RC2522\): MQRC INVALID DESTINATION](#)
2.2.1.453. [2523 \(09DB\) \(RC2523\): MQRC INVALID SUBSCRIPTION](#)
2.2.1.454. [2524 \(09DC\) \(RC2524\): MQRC SELECTOR NOT ALTERABLE](#)
2.2.1.455. [2525 \(09DD\) \(RC2525\): MQRC RETAINED MSG Q ERROR](#)
2.2.1.456. [2526 \(09DE\) \(RC2526\): MQRC RETAINED NOT DELIVERED](#)
2.2.1.457. [2527 \(09DF\) \(RC2527\): MQRC RFH RESTRICTED FORMAT ERR](#)
2.2.1.458. [2528 \(09E0\) \(RC2528\): MQRC CONNECTION STOPPED](#)
2.2.1.459. [2529 \(09E1\) \(RC2529\): MQRC ASYNC UOW CONFLICT](#)
2.2.1.460. [2530 \(09E2\) \(RC2530\): MQRC ASYNC XA CONFLICT](#)
2.2.1.461. [2531 \(09E3\) \(RC2531\): MQRC PUBSUB INHIBITED](#)
2.2.1.462. [2532 \(09E4\) \(RC2532\): MQRC MSG HANDLE COPY FAILURE](#)
2.2.1.463. [2533 \(09E5\) \(RC2533\): MQRC DEST CLASS NOT ALTERABLE](#)
2.2.1.464. [2534 \(09E6\) \(RC2534\): MQRC OPERATION NOT ALLOWED](#)
2.2.1.465. [2535 \(09E7\) \(RC2535\): MQRC ACTION ERROR](#)
2.2.1.466. [2537 \(09E9\) \(RC2537\): MQRC CHANNEL NOT AVAILABLE](#)
2.2.1.467. [2538 \(09EA\) \(RC2538\): MQRC HOST NOT AVAILABLE](#)
2.2.1.468. [2539 \(09EB\) \(RC2539\): MQRC CHANNEL CONFIG ERROR](#)
2.2.1.469. [2540 \(09EC\) \(RC2540\): MQRC UNKNOWN CHANNEL NAME](#)
2.2.1.470. [2541 \(09ED\) \(RC2541\): MQRC LOOPING PUBLICATION](#)
2.2.1.471. [2543 \(09EF\) \(RC2543\): MQRC STANDBY Q MGR](#)
2.2.1.472. [2544 \(09F0\) \(RC2544\): MQRC RECONNECTING](#)
2.2.1.473. [2545 \(09F1\) \(RC2545\): MQRC RECONNECTED](#)
2.2.1.474. [2546 \(09F2\) \(RC2546\): MQRC RECONNECT QMID MISMATCH](#)
2.2.1.475. [2547 \(09F3\) \(RC2547\): MQRC RECONNECT INCOMPATIBLE](#)
2.2.1.476. [2548 \(09F4\) \(RC2548\): MQRC RECONNECT FAILED](#)
2.2.1.477. [2549 \(09F5\) \(RC2549\): MQRC CALL INTERRUPTED](#)
2.2.1.478. [2550 \(09F6\) \(RC2550\): MQRC NO SUBS MATCHED](#)
2.2.1.479. [2551 \(09F7\) \(RC2551\): MQRC SELECTION NOT AVAILABLE](#)
2.2.1.480. [2552 \(09F8\) \(RC2552\): MQRC CHANNEL SSL WARNING](#)
2.2.1.481. [2553 \(09F9\) \(RC2553\): MQRC OCSP URL ERROR](#)
2.2.1.482. [2554 \(09FA\) \(RC2554\): MQRC CONTENT ERROR](#)
2.2.1.483. [2555 \(09FB\) \(RC2555\): MQRC RECONNECT Q MGR REQD](#)
2.2.1.484. [2556 \(09FC\) \(RC2556\): MQRC RECONNECT TIMED OUT](#)
2.2.1.485. [2557 \(09FD\) \(RC2557\): MQRC PUBLISH EXIT ERROR](#)
2.2.1.486. [2570 \(0A0A\) \(RC2570\): MQRC SSL ALT PROVIDER REQUIRED](#)
2.2.1.487. [6100 \(17D4\) \(RC6100\): MQRC REOPEN EXCL INPUT ERROR](#)

- 2.2.1.488. [6101 \(17D5\) \(RC6101\): MQRRC REOPEN INQUIRE ERROR](#)
- 2.2.1.489. [6102 \(17D6\) \(RC6102\): MQRRC REOPEN SAVED CONTEXT ERR](#)
- 2.2.1.490. [6103 \(17D7\) \(RC6103\): MQRRC REOPEN TEMPORARY Q ERROR](#)
- 2.2.1.491. [6104 \(17D8\) \(RC6104\): MQRRC ATTRIBUTE LOCKED](#)
- 2.2.1.492. [6105 \(17D9\) \(RC6105\): MQRRC CURSOR NOT VALID](#)
- 2.2.1.493. [6106 \(17DA\) \(RC6106\): MQRRC ENCODING ERROR](#)
- 2.2.1.494. [6107 \(17DB\) \(RC6107\): MQRRC STRUC ID ERROR](#)
- 2.2.1.495. [6108 \(17DC\) \(RC6108\): MQRRC NULL POINTER](#)
- 2.2.1.496. [6109 \(17DD\) \(RC6109\): MQRRC NO CONNECTION REFERENCE](#)
- 2.2.1.497. [6110 \(17DE\) \(RC6110\): MQRRC NO BUFFER](#)
- 2.2.1.498. [6111 \(17DF\) \(RC6111\): MQRRC BINARY DATA LENGTH ERROR](#)
- 2.2.1.499. [6112 \(17E0\) \(RC6112\): MQRRC BUFFER NOT AUTOMATIC](#)
- 2.2.1.500. [6113 \(17E1\) \(RC6113\): MQRRC INSUFFICIENT BUFFER](#)
- 2.2.1.501. [6114 \(17E2\) \(RC6114\): MQRRC INSUFFICIENT DATA](#)
- 2.2.1.502. [6115 \(17E3\) \(RC6115\): MQRRC DATA TRUNCATED](#)
- 2.2.1.503. [6116 \(17E4\) \(RC6116\): MQRRC ZERO LENGTH](#)
- 2.2.1.504. [6117 \(17E5\) \(RC6117\): MQRRC NEGATIVE LENGTH](#)
- 2.2.1.505. [6118 \(17E6\) \(RC6118\): MQRRC NEGATIVE OFFSET](#)
- 2.2.1.506. [6119 \(17E7\) \(RC6119\): MQRRC INCONSISTENT FORMAT](#)
- 2.2.1.507. [6120 \(17E8\) \(RC6120\): MQRRC INCONSISTENT OBJECT STATE](#)
- 2.2.1.508. [6121 \(17E9\) \(RC6121\): MQRRC CONTEXT OBJECT NOT VALID](#)
- 2.2.1.509. [6122 \(17EA\) \(RC6122\): MQRRC CONTEXT OPEN ERROR](#)
- 2.2.1.510. [6123 \(17EB\) \(RC6123\): MQRRC STRUC LENGTH ERROR](#)
- 2.2.1.511. [6124 \(17EC\) \(RC6124\): MQRRC NOT CONNECTED](#)
- 2.2.1.512. [6125 \(17ED\) \(RC6125\): MQRRC NOT OPEN](#)
- 2.2.1.513. [6126 \(17EE\) \(RC6126\): MQRRC DISTRIBUTION LIST EMPTY](#)
- 2.2.1.514. [6127 \(17EF\) \(RC6127\): MQRRC INCONSISTENT OPEN OPTIONS](#)
- 2.2.1.515. [6128 \(17FO\) \(RC6128\): MQRRC WRONG VERSION](#)
- 2.2.1.516. [6129 \(17F1\) \(RC6129\): MQRRC REFERENCE ERROR](#)

3. [PCF reason codes](#)

3.1. [Reason codes](#)

- 3.1.1. [3001 \(0BB9\) \(RC3001\): MQRCCF CFH TYPE ERROR](#)
- 3.1.2. [3002 \(0BBA\) \(RC3002\): MQRCCF CFH LENGTH ERROR](#)
- 3.1.3. [3003 \(0BBB\) \(RC3003\): MQRCCF CFH VERSION ERROR](#)
- 3.1.4. [3004 \(0BBC\) \(RC3004\): MQRCCF CFH MSG SEQ NUMBER ERR](#)
- 3.1.5. [3005 \(0BBD\) \(RC3005\): MQRCCF CFH CONTROL ERROR](#)
- 3.1.6. [3006 \(0BBE\) \(RC3006\): MQRCCF CFH PARM COUNT ERROR](#)
- 3.1.7. [3007 \(0BBF\) \(RC3007\): MQRCCF CFH COMMAND ERROR](#)
- 3.1.8. [3008 \(0BC0\) \(RC3008\): MQRCCF COMMAND FAILED](#)
- 3.1.9. [3009 \(0BC1\) \(RC3009\): MQRCCF CFIN LENGTH ERROR](#)
- 3.1.10. [3010 \(0BC2\) \(RC3010\): MQRCCF CFST LENGTH ERROR](#)
- 3.1.11. [3011 \(0BC3\) \(RC3011\): MQRCCF CFST STRING LENGTH ERR](#)
- 3.1.12. [3012 \(0BC4\) \(RC3012\): MQRCCF FORCE VALUE ERROR](#)
- 3.1.13. [3013 \(0BC5\) \(RC3013\): MQRCCF STRUCTURE TYPE ERROR](#)
- 3.1.14. [3014 \(0BC6\) \(RC3014\): MQRCCF CFIN PARM ID ERROR](#)
- 3.1.15. [3015 \(0BC7\) \(RC3015\): MQRCCF CFST PARM ID ERROR](#)
- 3.1.16. [3016 \(0BC8\) \(RC3016\): MQRCCF MSG LENGTH ERROR](#)
- 3.1.17. [3017 \(0BC9\) \(RC3017\): MQRCCF CFIN DUPLICATE PARM](#)
- 3.1.18. [3018 \(0BCA\) \(RC3018\): MQRCCF CFST DUPLICATE PARM](#)
- 3.1.19. [3019 \(0BCB\) \(RC3019\): MQRCCF PARM COUNT TOO SMALL](#)
- 3.1.20. [3020 \(0BCC\) \(RC3020\): MQRCCF PARM COUNT TOO BIG](#)
- 3.1.21. [3021 \(0BCD\) \(RC3021\): MQRCCF Q ALREADY IN CELL](#)
- 3.1.22. [3022 \(0BCE\) \(RC3022\): MQRCCF Q TYPE ERROR](#)
- 3.1.23. [3023 \(0BCF\) \(RC3023\): MQRCCF MD FORMAT ERROR](#)
- 3.1.24. [3024 \(0BD0\) \(RC3024\): MQRCCF CFSL LENGTH ERROR](#)
- 3.1.25. [3025 \(0BD1\) \(RC3025\): MQRCCF REPLACE VALUE ERROR](#)
- 3.1.26. [3026 \(0BD2\) \(RC3026\): MQRCCF CFIL DUPLICATE VALUE](#)
- 3.1.27. [3027 \(0BD3\) \(RC3027\): MQRCCF CFIL COUNT ERROR](#)
- 3.1.28. [3028 \(0BD4\) \(RC3028\): MQRCCF CFIL LENGTH ERROR](#)
- 3.1.29. [3029 \(0BD5\) \(RC3029\): MQRCCF MODE VALUE ERROR](#)
- 3.1.30. [3029 \(0BD5\) \(RC3029\): MQRCCF QUIESCE VALUE ERROR](#)
- 3.1.31. [3030 \(0BD6\) \(RC3030\): MQRCCF MSG SEQ NUMBER ERROR](#)
- 3.1.32. [3031 \(0BD7\) \(RC3031\): MQRCCF PING DATA COUNT ERROR](#)
- 3.1.33. [3032 \(0BD8\) \(RC3032\): MQRCCF PING DATA COMPARE ERROR](#)
- 3.1.34. [3033 \(0BD9\) \(RC3033\): MQRCCF CFSL PARM ID ERROR](#)
- 3.1.35. [3034 \(0BDA\) \(RC3034\): MQRCCF CHANNEL TYPE ERROR](#)
- 3.1.36. [3035 \(0BDB\) \(RC3035\): MQRCCF PARM SEQUENCE ERROR](#)
- 3.1.37. [3036 \(0BDC\) \(RC3036\): MQRCCF XMIT PROTOCOL TYPE ERR](#)
- 3.1.38. [3037 \(0BDD\) \(RC3037\): MQRCCF BATCH SIZE ERROR](#)
- 3.1.39. [3038 \(0BDE\) \(RC3038\): MQRCCF DISC INT ERROR](#)
- 3.1.40. [3039 \(0BDF\) \(RC3039\): MQRCCF SHORT RETRY ERROR](#)
- 3.1.41. [3040 \(0BE0\) \(RC3040\): MQRCCF SHORT TIMER ERROR](#)

- 3.1.42. [3041 \(0BE1\) \(RC3041\): MQRCCF LONG RETRY ERROR](#)
- 3.1.43. [3042 \(0BE2\) \(RC3042\): MQRCCF LONG TIMER ERROR](#)
- 3.1.44. [3043 \(0BE3\) \(RC3043\): MQRCCF SEQ NUMBER WRAP ERROR](#)
- 3.1.45. [3044 \(0BE4\) \(RC3044\): MQRCCF MAX MSG LENGTH ERROR](#)
- 3.1.46. [3045 \(0BE5\) \(RC3045\): MQRCCF PUT AUTH ERROR](#)
- 3.1.47. [3046 \(0BE6\) \(RC3046\): MQRCCF PURGE VALUE ERROR](#)
- 3.1.48. [3047 \(0BE7\) \(RC3047\): MQRCCF CFIL PARM ID ERROR](#)
- 3.1.49. [3048 \(0BE8\) \(RC3048\): MQRCCF MSG TRUNCATED](#)
- 3.1.50. [3049 \(0BE9\) \(RC3049\): MQRCCF CCSID ERROR](#)
- 3.1.51. [3050 \(0BEA\) \(RC3050\): MQRCCF ENCODING ERROR](#)
- 3.1.52. [3052 \(0BEC\) \(RC3052\): MQRCCF DATA CONV VALUE ERROR](#)
- 3.1.53. [3053 \(0BED\) \(RC3053\): MQRCCF INDOUBT VALUE ERROR](#)
- 3.1.54. [3054 \(0BEE\) \(RC3054\): MQRCCF ESCAPE TYPE ERROR](#)
- 3.1.55. [3062 \(0BF6\) \(RC3062\): MQRCCF CHANNEL TABLE ERROR](#)
- 3.1.56. [3063 \(0BF7\) \(RC3063\): MQRCCF MCA TYPE ERROR](#)
- 3.1.57. [3064 \(0BF8\) \(RC3064\): MQRCCF CHL INST TYPE ERROR](#)
- 3.1.58. [3065 \(0BF9\) \(RC3065\): MQRCCF CHL STATUS NOT FOUND](#)
- 3.1.59. [3066 \(0BFA\) \(RC3066\): MQRCCF CFSL DUPLICATE PARM](#)
- 3.1.60. [3067 \(0BFB\) \(RC3067\): MQRCCF CFSL TOTAL LENGTH ERROR](#)
- 3.1.61. [3068 \(0BFC\) \(RC3068\): MQRCCF CFSL COUNT ERROR](#)
- 3.1.62. [3069 \(0BFD\) \(RC3069\): MQRCCF CFSL STRING LENGTH ERR](#)
- 3.1.63. [3070 \(0BFE\) \(RC3070\): MQRCCF BROKER DELETED](#)
- 3.1.64. [3071 \(0BFF\) \(RC3071\): MQRCCF STREAM ERROR](#)
- 3.1.65. [3072 \(0C00\) \(RC3072\): MQRCCF TOPIC ERROR](#)
- 3.1.66. [3073 \(0C01\) \(RC3073\): MQRCCF NOT REGISTERED](#)
- 3.1.67. [3074 \(0C02\) \(RC3074\): MQRCCF Q MGR NAME ERROR](#)
- 3.1.68. [3075 \(0C03\) \(RC3075\): MQRCCF INCORRECT STREAM](#)
- 3.1.69. [3076 \(0C04\) \(RC3076\): MQRCCF Q NAME ERROR](#)
- 3.1.70. [3077 \(0C05\) \(RC3077\): MQRCCF NO RETAINED MSG](#)
- 3.1.71. [3078 \(0C06\) \(RC3078\): MQRCCF DUPLICATE IDENTITY](#)
- 3.1.72. [3079 \(0C07\) \(RC3079\): MQRCCF INCORRECT Q](#)
- 3.1.73. [3080 \(0C08\) \(RC3080\): MQRCCF CORREL ID ERROR](#)
- 3.1.74. [3081 \(0C09\) \(RC3081\): MQRCCF NOT AUTHORIZED](#)
- 3.1.75. [3082 \(0C0A\) \(RC3082\): MQRCCF UNKNOWN STREAM](#)
- 3.1.76. [3083 \(0C0B\) \(RC3083\): MQRCCF REG OPTIONS ERROR](#)
- 3.1.77. [3084 \(0C0C\) \(RC3084\): MQRCCF PUB OPTIONS ERROR](#)
- 3.1.78. [3085 \(0C0D\) \(RC3085\): MQRCCF UNKNOWN BROKER](#)
- 3.1.79. [3086 \(0C0E\) \(RC3086\): MQRCCF Q MGR CCSID ERROR](#)
- 3.1.80. [3087 \(0C0F\) \(RC3087\): MQRCCF DEL OPTIONS ERROR](#)
- 3.1.81. [3088 \(0C10\) \(RC3088\): MQRCCF CLUSTER NAME CONFLICT](#)
- 3.1.82. [3089 \(0C11\) \(RC3089\): MQRCCF REPOS NAME CONFLICT](#)
- 3.1.83. [3090 \(0C12\) \(RC3090\): MQRCCF CLUSTER Q USAGE ERROR](#)
- 3.1.84. [3091 \(0C13\) \(RC3091\): MQRCCF ACTION VALUE ERROR](#)
- 3.1.85. [3092 \(0C14\) \(RC3092\): MQRCCF COMMS LIBRARY ERROR](#)
- 3.1.86. [3093 \(0C15\) \(RC3093\): MQRCCF NETBIOS NAME ERROR](#)
- 3.1.87. [3094 \(0C16\) \(RC3094\): MQRCCF BROKER COMMAND FAILED](#)
- 3.1.88. [3095 \(0C17\) \(RC3095\): MQRCCF CFST CONFLICTING PARM](#)
- 3.1.89. [3096 \(0C18\) \(RC3096\): MQRCCF PATH NOT VALID](#)
- 3.1.90. [3097 \(0C19\) \(RC3097\): MQRCCF PARM SYNTAX ERROR](#)
- 3.1.91. [3098 \(0C1A\) \(RC3098\): MQRCCF PWD LENGTH ERROR](#)
- 3.1.92. [3150 \(0C4E\) \(RC3150\): MQRCCF FILTER ERROR](#)
- 3.1.93. [3151 \(0C4F\) \(RC3151\): MQRCCF WRONG USER](#)
- 3.1.94. [3152 \(0C50\) \(RC3152\): MQRCCF DUPLICATE SUBSCRIPTION](#)
- 3.1.95. [3153 \(0C51\) \(RC3153\): MQRCCF SUB NAME ERROR](#)
- 3.1.96. [3154 \(0C52\) \(RC3154\): MQRCCF SUB IDENTITY ERROR](#)
- 3.1.97. [3155 \(0C53\) \(RC3155\): MQRCCF SUBSCRIPTION IN USE](#)
- 3.1.98. [3156 \(0C54\) \(RC3156\): MQRCCF SUBSCRIPTION LOCKED](#)
- 3.1.99. [3157 \(0C55\) \(RC3157\): MQRCCF ALREADY JOINED](#)
- 3.1.100. [3160 \(0C58\) \(RC3160\): MQRCCF OBJECT IN USE](#)
- 3.1.101. [3161 \(0C59\) \(RC3161\): MQRCCF UNKNOWN FILE NAME](#)
- 3.1.102. [3162 \(0C5A\) \(RC3162\): MQRCCF FILE NOT AVAILABLE](#)
- 3.1.103. [3163 \(0C5B\) \(RC3163\): MQRCCF DISC RETRY ERROR](#)
- 3.1.104. [3164 \(0C5C\) \(RC3164\): MQRCCF ALLOC RETRY ERROR](#)
- 3.1.105. [3165 \(0C5D\) \(RC3165\): MQRCCF ALLOC SLOW TIMER ERROR](#)
- 3.1.106. [3166 \(0C5E\) \(RC3166\): MQRCCF ALLOC FAST TIMER ERROR](#)
- 3.1.107. [3167 \(0C5F\) \(RC3167\): MQRCCF PORT NUMBER ERROR](#)
- 3.1.108. [3168 \(0C60\) \(RC3168\): MQRCCF CHL SYSTEM NOT ACTIVE](#)
- 3.1.109. [3169 \(0C61\) \(RC3169\): MQRCCF ENTITY NAME MISSING](#)
- 3.1.110. [3170 \(0C62\) \(RC3170\): MQRCCF PROFILE NAME ERROR](#)
- 3.1.111. [3171 \(0C63\) \(RC3171\): MQRCCF AUTH VALUE ERROR](#)
- 3.1.112. [3172 \(0C64\) \(RC3172\): MQRCCF AUTH VALUE MISSING](#)
- 3.1.113. [3173 \(0C65\) \(RC3173\): MQRCCF OBJECT TYPE MISSING](#)

- 3.1.114. [3174 \(0C66\) \(RC3174\): MQRCCF CONNECTION ID ERROR](#)
- 3.1.115. [3175 \(0C67\) \(RC3175\): MQRCCF LOG TYPE ERROR](#)
- 3.1.116. [3176 \(0C68\) \(RC3176\): MQRCCF PROGRAM NOT AVAILABLE](#)
- 3.1.117. [3177 \(0C69\) \(RC3177\): MQRCCF PROGRAM AUTH FAILED](#)
- 3.1.118. [3200 \(0C80\) \(RC3200\): MQRCCF NONE FOUND](#)
- 3.1.119. [3201 \(0C81\) \(RC3201\): MQRCCF SECURITY SWITCH OFF](#)
- 3.1.120. [3202 \(0C82\) \(RC3202\): MQRCCF SECURITY REFRESH FAILED](#)
- 3.1.121. [3203 \(0C83\) \(RC3203\): MQRCCF PARM CONFLICT](#)
- 3.1.122. [3204 \(0C84\) \(RC3204\): MQRCCF COMMAND INHIBITED](#)
- 3.1.123. [3205 \(0C85\) \(RC3205\): MQRCCF OBJECT BEING DELETED](#)
- 3.1.124. [3207 \(0C87\) \(RC3207\): MQRCCF STORAGE CLASS IN USE](#)
- 3.1.125. [3208 \(0C88\) \(RC3208\): MQRCCF OBJECT NAME RESTRICTED](#)
- 3.1.126. [3209 \(0C89\) \(RC3209\): MQRCCF OBJECT LIMIT EXCEEDED](#)
- 3.1.127. [3210 \(0C8A\) \(RC3210\): MQRCCF OBJECT OPEN FORCE](#)
- 3.1.128. [3211 \(0C8B\) \(RC3211\): MQRCCF DISPOSITION CONFLICT](#)
- 3.1.129. [3212 \(0C8C\) \(RC3212\): MQRCCF Q MGR NOT IN QSG](#)
- 3.1.130. [3213 \(0C8D\) \(RC3213\): MQRCCF ATTR VALUE FIXED](#)
- 3.1.131. [3215 \(0C8F\) \(RC3215\): MQRCCF NAMELIST ERROR](#)
- 3.1.132. [3217 \(0C91\) \(RC3217\): MQRCCF NO CHANNEL INITIATOR](#)
- 3.1.133. [3218 \(0C93\) \(RC3218\): MQRCCF CHANNEL INITIATOR ERROR](#)
- 3.1.134. [3222 \(0C96\) \(RC3222\): MQRCCF COMMAND LEVEL CONFLICT](#)
- 3.1.135. [3223 \(0C97\) \(RC3223\): MQRCCF Q ATTR CONFLICT](#)
- 3.1.136. [3224 \(0C98\) \(RC3224\): MQRCCF EVENTS DISABLED](#)
- 3.1.137. [3225 \(0C99\) \(RC3225\): MQRCCF COMMAND SCOPE ERROR](#)
- 3.1.138. [3226 \(0C9A\) \(RC3226\): MQRCCF COMMAND REPLY ERROR](#)
- 3.1.139. [3227 \(0C9B\) \(RC3227\): MQRCCF FUNCTION RESTRICTED](#)
- 3.1.140. [3228 \(0C9C\) \(RC3228\): MQRCCF PARM MISSING](#)
- 3.1.141. [3229 \(0C9D\) \(RC3229\): MQRCCF PARM VALUE ERROR](#)
- 3.1.142. [3230 \(0C9E\) \(RC3230\): MQRCCF COMMAND LENGTH ERROR](#)
- 3.1.143. [3231 \(0C9F\) \(RC3231\): MQRCCF COMMAND ORIGIN ERROR](#)
- 3.1.144. [3232 \(0CA0\) \(RC3232\): MQRCCF LISTENER CONFLICT](#)
- 3.1.145. [3233 \(0CA1\) \(RC3233\): MQRCCF LISTENER STARTED](#)
- 3.1.146. [3234 \(0CA2\) \(RC3234\): MQRCCF LISTENER STOPPED](#)
- 3.1.147. [3235 \(0CA3\) \(RC3235\): MQRCCF CHANNEL ERROR](#)
- 3.1.148. [3236 \(0CA4\) \(RC3236\): MQRCCF CF STRUC ERROR](#)
- 3.1.149. [3237 \(0CA5\) \(RC3237\): MQRCCF UNKNOWN USER ID](#)
- 3.1.150. [3238 \(0CA6\) \(RC3238\): MQRCCF UNEXPECTED ERROR](#)
- 3.1.151. [3239 \(0CA7\) \(RC3239\): MQRCCF NO XCF PARTNER](#)
- 3.1.152. [3240 \(0CA8\) \(RC3240\): MQRCCF CFGR PARM ID ERROR](#)
- 3.1.153. [3241 \(0CA9\) \(RC3241\): MQRCCF CFIF LENGTH ERROR](#)
- 3.1.154. [3242 \(0CAA\) \(RC3242\): MQRCCF CFIF OPERATOR ERROR](#)
- 3.1.155. [3243 \(0CAB\) \(RC3243\): MQRCCF CFIF PARM ID ERROR](#)
- 3.1.156. [3244 \(0CAC\) \(RC3244\): MQRCCF CFSF FILTER VAL LEN ERR](#)
- 3.1.157. [3245 \(0CAD\) \(RC3245\): MQRCCF CFSF LENGTH ERROR](#)
- 3.1.158. [3246 \(0CAE\) \(RC3246\): MQRCCF CFSF OPERATOR ERROR](#)
- 3.1.159. [3247 \(0CAF\) \(RC3247\): MQRCCF CFSF PARM ID ERROR](#)
- 3.1.160. [3248 \(0CB0\) \(RC3248\): MQRCCF TOO MANY FILTERS](#)
- 3.1.161. [3249 \(0CB1\) \(RC3249\): MQRCCF LISTENER RUNNING](#)
- 3.1.162. [3250 \(0CB2\) \(RC3250\): MQRCCF LSTR STATUS NOT FOUND](#)
- 3.1.163. [3251 \(0CB3\) \(RC3251\): MQRCCF SERVICE RUNNING](#)
- 3.1.164. [3252 \(0CB4\) \(RC3252\): MQRCCF SERV STATUS NOT FOUND](#)
- 3.1.165. [3253 \(0CB5\) \(RC3253\): MQRCCF SERVICE STOPPED](#)
- 3.1.166. [3254 \(0CB6\) \(RC3254\): MQRCCF CFBS DUPLICATE PARM](#)
- 3.1.167. [3255 \(0CB7\) \(RC3255\): MQRCCF CFBS LENGTH ERROR](#)
- 3.1.168. [3256 \(0CB8\) \(RC3256\): MQRCCF CFBS PARM ID ERROR](#)
- 3.1.169. [3257 \(0CB9\) \(RC3257\): MQRCCF CFBS STRING LENGTH ERR](#)
- 3.1.170. [3258 \(0CBA\) \(RC3258\): MQRCCF CFGR LENGTH ERROR](#)
- 3.1.171. [3259 \(0CBB\) \(RC3259\): MQRCCF CFGR PARM COUNT ERROR](#)
- 3.1.172. [3260 \(0CBC\) \(RC3260\): MQRCCF CONN NOT STOPPED](#)
- 3.1.173. [3261 \(0CBD\) \(RC3261\): MQRCCF SERVICE REQUEST PENDING](#)
- 3.1.174. [3262 \(0CBE\) \(RC3262\): MQRCCF NO START CMD](#)
- 3.1.175. [3263 \(0CBF\) \(RC3263\): MQRCCF NO STOP CMD](#)
- 3.1.176. [3264 \(0CC0\) \(RC3264\): MQRCCF CFBF LENGTH ERROR](#)
- 3.1.177. [3265 \(0CC1\) \(RC3265\): MQRCCF CFBF PARM ID ERROR](#)
- 3.1.178. [3266 \(0CC2\) \(RC3266\): MQRCCF CFBF FILTER VAL LEN ERR](#)
- 3.1.179. [3267 \(0CC3\) \(RC3267\): MQRCCF CFBF OPERATOR ERROR](#)
- 3.1.180. [3268 \(0CC4\) \(RC3268\): MQRCCF LISTENER STILL ACTIVE](#)
- 3.1.181. [3300 \(0CE4\) \(RC3300\): MQRCCF TOPICSTR ALREADY EXISTS](#)
- 3.1.182. [3301 \(0CE5\) \(RC3301\): MQRCCF SHARING CONVS ERROR](#)
- 3.1.183. [3302 \(0CE6\) \(RC3302\): MQRCCF SHARING CONVS TYPE](#)
- 3.1.184. [3303 \(0CE7\) \(RC3303\): MQRCCF SECURITY CASE CONFLICT](#)
- 3.1.185. [3305 \(0CE9\) \(RC3305\): MQRCCF TOPIC TYPE ERROR](#)

- 3.1.186. [3306 \(OCEA\) \(RC3306\): MQRCCF MAX INSTANCES ERROR](#)
- 3.1.187. [3307 \(OCEB\) \(RC3307\): MQRCCF MAX INSTS PER CLNT ERR](#)
- 3.1.188. [3308 \(OCEC\) \(RC3308\): MQRCCF TOPIC STRING NOT FOUND](#)
- 3.1.189. [3309 \(OCED\) \(RC3309\): MQRCCF SUBSCRIPTION POINT ERR](#)
- 3.1.190. [3311 \(OCEF\) \(RC2432\): MQRCCF SUB ALREADY EXISTS](#)
- 3.1.191. [3317 \(OCF5\) \(RC3317\): MQRCCF INVALID DESTINATION](#)
- 3.1.192. [3318 \(OCF6\) \(RC3318\): MQRCCF PUBSUB INHIBITED](#)
- 3.1.193. [3325 \(OCFD\) \(RC3325\): MQRCCF SSL ALT PROVIDER REQD](#)
- 3.1.194. [4001 \(OFA1\) \(RC4001\): MQRCCF OBJECT ALREADY EXISTS](#)
- 3.1.195. [4002 \(OFA2\) \(RC4002\): MQRCCF OBJECT WRONG TYPE](#)
- 3.1.196. [4003 \(OFA3\) \(RC4003\): MQRCCF LIKE OBJECT WRONG TYPE](#)
- 3.1.197. [4004 \(OFA4\) \(RC4004\): MQRCCF OBJECT OPEN](#)
- 3.1.198. [4005 \(OFA5\) \(RC4005\): MQRCCF ATTR VALUE ERROR](#)
- 3.1.199. [4006 \(OFA6\) \(RC4006\): MQRCCF UNKNOWN Q MGR](#)
- 3.1.200. [4007 \(OFA7\) \(RC4007\): MQRCCF Q WRONG TYPE](#)
- 3.1.201. [4008 \(OFA8\) \(RC4008\): MQRCCF OBJECT NAME ERROR](#)
- 3.1.202. [4009 \(OFA9\) \(RC4009\): MQRCCF ALLOCATE FAILED](#)
- 3.1.203. [4010 \(OFAA\) \(RC4010\): MQRCCF HOST NOT AVAILABLE](#)
- 3.1.204. [4011 \(OFAB\) \(RC4011\): MQRCCF CONFIGURATION ERROR](#)
- 3.1.205. [4012 \(OFAC\) \(RC4012\): MQRCCF CONNECTION REFUSED](#)
- 3.1.206. [4013 \(OFAD\) \(RC4013\): MQRCCF ENTRY ERROR](#)
- 3.1.207. [4014 \(OFAE\) \(RC4014\): MQRCCF SEND FAILED](#)
- 3.1.208. [4015 \(OFAF\) \(RC4015\): MQRCCF RECEIVED DATA ERROR](#)
- 3.1.209. [4016 \(OFB0\) \(RC4016\): MQRCCF RECEIVE FAILED](#)
- 3.1.210. [4017 \(OFB1\) \(RC4017\): MQRCCF CONNECTION CLOSED](#)
- 3.1.211. [4018 \(OFB2\) \(RC4018\): MQRCCF NO STORAGE](#)
- 3.1.212. [4019 \(OFB3\) \(RC4019\): MQRCCF NO COMMS MANAGER](#)
- 3.1.213. [4020 \(OFB4\) \(RC4020\): MQRCCF LISTENER NOT STARTED](#)
- 3.1.214. [4024 \(OFB8\) \(RC4024\): MQRCCF BIND FAILED](#)
- 3.1.215. [4025 \(OFB9\) \(RC4025\): MQRCCF CHANNEL INDOUBT](#)
- 3.1.216. [4026 \(OFBA\) \(RC4026\): MQRCCF MQCONN FAILED](#)
- 3.1.217. [4027 \(OFBB\) \(RC4027\): MQRCCF MQOPEN FAILED](#)
- 3.1.218. [4028 \(OFBC\) \(RC4028\): MQRCCF MQGET FAILED](#)
- 3.1.219. [4029 \(OFBD\) \(RC4029\): MQRCCF MQPUT FAILED](#)
- 3.1.220. [4030 \(OFBE\) \(RC4030\): MQRCCF PING ERROR](#)
- 3.1.221. [4031 \(OFBF\) \(RC4031\): MQRCCF CHANNEL IN USE](#)
- 3.1.222. [4032 \(OFC0\) \(RC4032\): MQRCCF CHANNEL NOT FOUND](#)
- 3.1.223. [4033 \(OFC1\) \(RC4033\): MQRCCF UNKNOWN REMOTE CHANNEL](#)
- 3.1.224. [4034 \(OFC2\) \(RC4034\): MQRCCF REMOTE QM UNAVAILABLE](#)
- 3.1.225. [4035 \(OFC3\) \(RC4035\): MQRCCF REMOTE QM TERMINATING](#)
- 3.1.226. [4036 \(OFC4\) \(RC4036\): MQRCCF MQINQ FAILED](#)
- 3.1.227. [4037 \(OFC5\) \(RC4037\): MQRCCF NOT XMIT Q](#)
- 3.1.228. [4038 \(OFC6\) \(RC4038\): MQRCCF CHANNEL DISABLED](#)
- 3.1.229. [4039 \(OFC7\) \(RC4039\): MQRCCF USER EXIT NOT AVAILABLE](#)
- 3.1.230. [4040 \(OFC8\) \(RC4040\): MQRCCF COMMIT FAILED](#)
- 3.1.231. [4041 \(OFC9\) \(RC4041\): MQRCCF WRONG CHANNEL TYPE](#)
- 3.1.232. [4042 \(OFCA\) \(RC4042\): MQRCCF CHANNEL ALREADY EXISTS](#)
- 3.1.233. [4043 \(OFCB\) \(RC4043\): MQRCCF DATA TOO LARGE](#)
- 3.1.234. [4044 \(OFCC\) \(RC4044\): MQRCCF CHANNEL NAME ERROR](#)
- 3.1.235. [4045 \(OFCD\) \(RC4045\): MQRCCF XMIT Q NAME ERROR](#)
- 3.1.236. [4047 \(OFCE\) \(RC4047\): MQRCCF MCA NAME ERROR](#)
- 3.1.237. [4048 \(OFD0\) \(RC4048\): MQRCCF SEND EXIT NAME ERROR](#)
- 3.1.238. [4049 \(OFD1\) \(RC4049\): MQRCCF SEC EXIT NAME ERROR](#)
- 3.1.239. [4050 \(OFD2\) \(RC4050\): MQRCCF MSG EXIT NAME ERROR](#)
- 3.1.240. [4051 \(OFD3\) \(RC4051\): MQRCCF RCV EXIT NAME ERROR](#)
- 3.1.241. [4052 \(OFD4\) \(RC4052\): MQRCCF XMIT Q NAME WRONG TYPE](#)
- 3.1.242. [4053 \(OFD5\) \(RC4053\): MQRCCF MCA NAME WRONG TYPE](#)
- 3.1.243. [4054 \(OFD6\) \(RC4054\): MQRCCF DISC INT WRONG TYPE](#)
- 3.1.244. [4055 \(OFD7\) \(RC4055\): MQRCCF SHORT RETRY WRONG TYPE](#)
- 3.1.245. [4056 \(OFD8\) \(RC4056\): MQRCCF SHORT TIMER WRONG TYPE](#)
- 3.1.246. [4057 \(OFD9\) \(RC4057\): MQRCCF LONG RETRY WRONG TYPE](#)
- 3.1.247. [4058 \(OFDA\) \(RC4058\): MQRCCF LONG TIMER WRONG TYPE](#)
- 3.1.248. [4059 \(OFDB\) \(RC4059\): MQRCCF PUT AUTH WRONG TYPE](#)
- 3.1.249. [4061 \(OFDD\) \(RC4061\): MQRCCF MISSING CONN NAME](#)
- 3.1.250. [4062 \(OFDE\) \(RC4062\): MQRCCF CONN NAME ERROR](#)
- 3.1.251. [4063 \(OFDF\) \(RC4063\): MQRCCF MQSET FAILED](#)
- 3.1.252. [4064 \(OFE0\) \(RC4064\): MQRCCF CHANNEL NOT ACTIVE](#)
- 3.1.253. [4065 \(OFE1\) \(RC4065\): MQRCCF TERMINATED BY SEC EXIT](#)
- 3.1.254. [4067 \(OFE3\) \(RC4067\): MQRCCF DYNAMIC Q SCOPE ERROR](#)
- 3.1.255. [4068 \(OFE4\) \(RC4068\): MQRCCF CELL DIR NOT AVAILABLE](#)
- 3.1.256. [4069 \(OFE5\) \(RC4069\): MQRCCF MR COUNT ERROR](#)
- 3.1.257. [4070 \(OFE6\) \(RC4070\): MQRCCF MR COUNT WRONG TYPE](#)

- 3.1.258. [4071 \(0FE7\) \(RC4071\): MQRCCF MR EXIT NAME ERROR](#)
 - 3.1.259. [4072 \(0FE8\) \(RC4072\): MQRCCF MR EXIT NAME WRONG TYPE](#)
 - 3.1.260. [4073 \(0FE9\) \(RC4073\): MQRCCF MR INTERVAL ERROR](#)
 - 3.1.261. [4074 \(0FEA\) \(RC4074\): MQRCCF MR INTERVAL WRONG TYPE](#)
 - 3.1.262. [4075 \(0FEB\) \(RC4075\): MQRCCF NPM SPEED ERROR](#)
 - 3.1.263. [4076 \(0FEC\) \(RC4076\): MQRCCF NPM SPEED WRONG TYPE](#)
 - 3.1.264. [4077 \(0FED\) \(RC4077\): MQRCCF HB INTERVAL ERROR](#)
 - 3.1.265. [4078 \(0FEE\) \(RC4078\): MQRCCF HB INTERVAL WRONG TYPE](#)
 - 3.1.266. [4079 \(0FEF\) \(RC4079\): MQRCCF CHAD ERROR](#)
 - 3.1.267. [4080 \(OFF0\) \(RC4080\): MQRCCF CHAD WRONG TYPE](#)
 - 3.1.268. [4081 \(OFF1\) \(RC4081\): MQRCCF CHAD EVENT ERROR](#)
 - 3.1.269. [4082 \(OFF2\) \(RC4082\): MQRCCF CHAD EVENT WRONG TYPE](#)
 - 3.1.270. [4083 \(OFF3\) \(RC4083\): MQRCCF CHAD EXIT ERROR](#)
 - 3.1.271. [4084 \(OFF4\) \(RC4084\): MQRCCF CHAD EXIT WRONG TYPE](#)
 - 3.1.272. [4085 \(OFF5\) \(RC4085\): MQRCCF SUPPRESSED BY EXIT](#)
 - 3.1.273. [4086 \(OFF6\) \(RC4086\): MQRCCF BATCH INT ERROR](#)
 - 3.1.274. [4087 \(OFF7\) \(RC4087\): MQRCCF BATCH INT WRONG TYPE](#)
 - 3.1.275. [4088 \(OFF8\) \(RC4088\): MQRCCF NET PRIORITY ERROR](#)
 - 3.1.276. [4089 \(OFF9\) \(RC4089\): MQRCCF NET PRIORITY WRONG TYPE](#)
 - 3.1.277. [4090 \(OFFA\) \(RC4090\): MQRCCF CHANNEL CLOSED](#)
 - 3.1.278. [4092 \(OFFC\) \(RC4092\): MQRCCF SSL CIPHER SPEC ERROR](#)
 - 3.1.279. [4093 \(OFFD\) \(RC4093\): MQRCCF SSL PEER NAME ERROR](#)
 - 3.1.280. [4094 \(OFFE\) \(RC4094\): MQRCCF SSL CLIENT AUTH ERROR](#)
 - 3.1.281. [4095 \(OFFF\) \(RC4095\): MQRCCF RETAINED NOT SUPPORTED](#)
4. [Secure Sockets Layer \(SSL\) return codes](#)

Messages

Diagnostic messages: AMQ4000-9999


Diagnostic messages are listed in this section in numerical order, grouped according to the part of WebSphere MQ from which they originate.

[API completion and reason codes](#)

[PCF reason codes](#)

[Secure Sockets Layer \(SSL\) return codes](#)

[Notices](#)

 This build: January 26, 2011 12:02:12

[Notices](#) | [Trademarks](#) | [Downloads](#) | [Library](#) | [Support](#) | [Feedback](#)

© Copyright IBM Corporation 1999, 2009. All Rights Reserved.

This topic's URL:

fm10120_

1. Diagnostic messages: AMQ4000-9999

Diagnostic messages are listed in this section in numerical order, grouped according to the part of WebSphere MQ from which they originate.

- [AMQ4000-4999: User interface messages \(WebSphere MQ for Windows and Linux systems\)](#)
- [AMQ5000-5999: Installable services](#)
- [AMQ6000-6999: Common services](#)
- [AMQ7000-7999: MQSeries product](#)
- [AMQ8000-8999: Administration](#)
- [AMQ9000-9999: Remote](#)

Reading a message

For each message, this information is provided:

- The message identifier, in two parts:

1. The characters "AMQ" which identify the message as being from WebSphere MQ
2. A four-digit decimal code

If a message is specific to a single platform, this is indicated after the message identifier. Although some messages are listed several times, each instance relates to a different platform. If present, the version common to a number of platforms is listed first, followed by versions for individual platforms. Ensure that you read the appropriate version.

- The text of the message.
- The severity of the message:
 - 0: Information
 - 10: Warning
 - 20: Error
 - 30: Severe error
 - 40: Stop Error
 - 50: System Error
- An explanation of the message giving further information.
- The response required from the user. In some cases, particularly for information messages, this might be "none".

Message variables

Some messages display text or numbers that vary according to the circumstances giving rise to the message; these are known as *message variables*. The message variables are indicated as <insert_1>, <insert_2>, and so on.

In some cases a message might have variables in the Explanation or Response. Find the values of the message variables by looking in the error log. The complete message, including the Explanation and the Response, is recorded there.

[AMQ4000-4999: User interface messages \(WebSphere MQ for Windows and Linux systems\)](#)

[AMQ5000-5999: Installable services](#)

[AMQ6000-6999: Common services](#)

[AMQ7000-7999: MQSeries product](#)

[AMQ8000-8999: Administration](#)

[AMQ9000-9999: Remote](#)

Parent topic: [Messages](#)

 This build: January 26, 2011 12:02:12

[Notices](#) | [Trademarks](#) | [Downloads](#) | [Library](#) | [Support](#) | [Feedback](#)

© Copyright IBM Corporation 1999, 2009. All Rights Reserved.

This topic's URL:

fm10190_

1.1. AMQ4000-4999: User interface messages (WebSphere MQ for Windows and Linux systems)

AMQ4000

New object not created because the default object for the object type could not be found.

Severity

10 : Warning

Explanation

The creation of an object requires a default template for each object type. The required default template for this object type could not be found.

Response

Determine why the default object is not available, or create a new one. Then try the request again.

AMQ4001

The queue manager specified has already been added to WebSphere MQ Explorer.

Severity

0 : Information

Response

Message for information only. If the queue manager is not displayed in the Navigator view ensure that the queue manager is not hidden.

AMQ4002

Are you sure that you want to delete the object named *<insert_0>*?

Severity

10 : Warning

Explanation

A confirmation is required before the specified object is deleted. The type of object and name are provided in the message.

Response

Continue only if you want to permanently delete the object.

AMQ4003

WebSphere MQ system objects are used internally by WebSphere MQ. You are advised not to delete them. Do you want to keep the WebSphere MQ system object?

Severity

0 : Information

Explanation

A confirmation is required before an internal WebSphere MQ system object (for example SYSTEM.DEFAULT.LOCAL.QUEUE) is deleted.

Response

Continue only if you want to permanently delete the system object.

AMQ4004

Clear all messages from the queue?

Severity

10 : Warning

Explanation

The removal of the messages from the queue is an irreversible action. If the command is allowed to proceed the action cannot be undone.

Response

Continue only if you want to permanently delete the messages.

AMQ4005

The object has been replaced or deleted. The properties could not be applied.

Severity

10 : Warning

Explanation

During the process of updating the properties of the object, it was determined that the object has either been deleted or replaced by another instance. The properties have not been applied.

AMQ4006

WebSphere MQ successfully sent data to the remote queue manager and received the data returned.

Severity

0 : Information

Explanation

An open channel has been successfully verified by WebSphere MQ as the result of a user request.

Response

Message for information only.

AMQ4007

The message sequence number for the channel was reset.

Severity

0 : Information

Explanation

A channel has had its sequence number successfully reset by WebSphere MQ as the result of a user request.

Response

Message for information only.

AMQ4008

The request to start the channel was accepted.

Severity

0 : Information

Explanation

A channel has been started successfully by WebSphere MQ as the result of a user request.

Response

Message for information only.

AMQ4009

The request to stop the channel was accepted.

Severity

0 : Information

Explanation

A channel has been stopped successfully by WebSphere MQ as the result of a user request.

Response

Message for information only.

AMQ4010

The 'in-doubt' state was resolved.

Severity

0 : Information

Explanation

A channel has had its 'in-doubt' state resolved successfully by WebSphere MQ as the result of a user request.

Response

Message for information only

AMQ4011

The queue has been cleared of messages.

Severity

0 : Information

Explanation

The CLEAR command completed successfully and has removed all messages from the target queue. If the CLEAR was performed using the MQGET API command, uncommitted messages might still be on the queue.

AMQ4012

The object was created successfully but it is not visible with the current settings for visible objects.

Severity

0 : Information

Response

Message for information only.

AMQ4014

The character *<insert_0>* is not valid.

Severity

10 : Warning

AMQ4015

Supply a non-blank name.

Severity

0 : Information

Response

Enter a valid name.

AMQ4016

The test message was put successfully.

Severity

0 : Information

Explanation

The request to place a message on the target queue has completed successfully. The queue now contains the message.

Response

Message for information only.

AMQ4019

An object called *<insert_0>* already exists. Do you want to replace the definition of the existing object?

Severity

0 : Information

Response

Confirm that you want to replace the definition.

AMQ4020

The changes you are making to the attributes of page *<insert_0>* will affect the operation of the queue manager or another program currently using the object. Do you want to force the change to the object's attributes?

Severity

10 : Warning

Explanation

You are trying to change an object that cannot be changed because it is in use, or the change will affect other programs or queue managers. Some changes can be forced anyway.

Response

Select Yes to try forcing the changes, or No to abandon the change.

AMQ4021

Failed to access one or more WebSphere MQ objects.

Severity

10 : Warning

Explanation

The objects' icons have been marked to indicate the objects in error.

AMQ4022

The name specified for the initiation queue is the same as the name of the queue itself.

Severity

0 : Information

Response

Specify a different name to that of the object being created or altered.

AMQ4023

The queue manager <insert_0> does not exist on this computer.

Severity

0 : Information

Response

Message for information only.

AMQ4024

The object cannot be replaced.

Severity

0 : Information

Explanation

The request to replace the object was unsuccessful.

Response

To define this object, delete the existing object and try the operation again.

AMQ4025

The changes made to the cluster attributes of the queue will take effect once they have propagated across the network.

Severity

0 : Information

Response

Refresh any views containing the cluster queues in the affected clusters to show the changes.

AMQ4026

You have created a queue which is shared in one or more clusters. The queue will be available as a cluster queue once its definition has propagated across the network.

Severity

0 : Information

Response

Refresh any views containing the cluster queues in the affected clusters to show the cluster queue.

AMQ4027

An error occurred connecting to queue manager <insert_0>. Are you sure that you want to show this queue manager in the folder anyway?

Severity

10 : Warning

Explanation

A connection could not be made to the specified remote queue manager.

Response

Ensure that the named queue manager is running on the host and port specified, and has a channel corresponding to the specified name. Ensure that you have the authority to connect to the remote queue manager, and ensure that the network is running. Select Yes if you believe that the problem can be resolved later. Select No if you want to correct the problem now and try again.

AMQ4028

Platform not supported. This queue manager cannot be administered by the WebSphere MQ Explorer because it is running on an unsupported platform. The value <insert_0> for the Platform attribute of the queue manager is not supported by the WebSphere MQ Explorer.

Severity

20 : Error

AMQ4029

Command level too low. This queue manager cannot be administered by the WebSphere MQ Explorer.

Severity

20 : Error

Response

If you want to administer this queue manager, you must upgrade it to a newer version of WebSphere MQ.

AMQ4030

Queue manager cannot be administered because codepage conversion table not found.

Severity

20 : Error

Explanation

This queue manager cannot be administered by the WebSphere MQ Explorer because a codepage conversion table was not found.

Response

Install a codepage conversion table from CCSID <insert_0> to CCSID <insert_1> on the computer on which the WebSphere MQ Explorer is running.

AMQ4031

Queue manager cannot be administered because CCSID not found.

Severity

20 : Error

Explanation

This queue manager cannot be administered by the WebSphere MQ Explorer because CCSID <insert_0> cannot be found in the CCSID table. The WebSphere MQ Explorer cannot convert character data to or from the unrecognized CCSID.

AMQ4032

Command server not responding within timeout period.

Severity

10 : Warning

Response

Ensure that the command server is running and that the queue called 'SYSTEM.ADMIN.COMMAND.QUEUE' is configured to enable programs to get messages from it.

AMQ4033

Cannot get messages from the queue.

Severity

0 : Information

Explanation

A reason code returned when the object was opened for input indicated that the queue is disabled for MQGET request.

Response

To get messages from this queue, enable it for GET requests.

AMQ4034

Message too long. You tried to put a message on a queue that was bigger than the maximum allowed for the queue or queue manager.

Severity

10 : Warning

Explanation

The request to put a message on a queue returned a reason code indicating that the data length of the message exceeds the maximum allowed in the definition of the queue.

Response

Either change the MAXMSGL attribute of the queue so that it is equal to or greater than the length of the message, or reduce the length of the message being put on the queue.

AMQ4035

No message available. The response message did not arrive within a reasonable amount of time.

Severity

0 : Information

Explanation

The request to get a message from a queue returned a reason code indicating that there are currently no messages on the queue that meet the selection criteria specified on the GET request.

AMQ4036

Access not permitted. You are not authorized to perform this operation.

Severity

10 : Warning

Explanation

The queue manager's security mechanism has indicated that the userid associated with this request is not authorized to access the object.

AMQ4037

Object definition changed since it was opened.

Severity

0 : Information

Explanation

Object definitions that affect this object have been changed since the Hobj handle used on this call was returned by the MQOPEN call.

Response

Issue an MQCLOSE call to return the handle to the system. It is then usually sufficient to reopen the object and try the operation again.

AMQ4038

Object damaged.

Severity

10 : Warning

Explanation

The object is damaged and cannot be accessed.

Response

The object should be deleted. Alternatively, it might be possible to recover it from a media image or backup.

AMQ4039

Object in use. The object is already opened by another application.

Severity

10 : Warning

Explanation

An MQOPEN call was issued, but the object in question has already been opened by this or another application with options that conflict with those specified in the Options parameter. This arises if the request is for shared input, but the object is already open for exclusive input. It also arises if the request is for exclusive input, but the object is already open for input (of any sort).

Response

To change the attributes of an object, specify the Force option as 'Yes' to apply the changes. If you do this, any applications using the object must close and reopen the object to proceed.

AMQ4040

Cannot put messages on this queue.

Severity

0 : Information

Explanation

MQPUT and MQPUT1 calls are currently inhibited for the queue, or for the queue to which this queue resolves.

AMQ4042

Queue full. The queue contains the maximum number of messages.

Severity

10 : Warning

Explanation

On an MQPUT or MQPUT1 call, the call failed because the queue is full; that is, it already contains the maximum number of messages possible.

AMQ4043

Queue manager not available for connection.

Severity

20 : Error

Response

Ensure that the queue manager is running. If the queue manager is running on another computer, ensure it is configured to accept remote connections.

AMQ4044

Queue manager *<insert_0>* is stopping.

Severity

0 : Information

Explanation

An MQI call was issued, but the call failed because the queue manager is shutting down. If the call was an MQGET call with the MQGMO_WAIT option, the wait has been canceled.

Response

You cannot issue any more MQI calls.

AMQ4045

Queue not empty. The queue contains one or more messages or uncommitted PUT or GET requests.

Severity

0 : Information

Explanation

An operation that requires the queue to be empty has failed because the queue either contains messages or has uncommitted PUT or GET requests outstanding.

AMQ4046

Insufficient system resources available.

Severity

20 : Error

AMQ4047

Insufficient storage available.

Severity

20 : Error

AMQ4048

The request received an unexpected reason code from an underlying API or command request. The reason code was *<insert_0>*.

Severity

20 : Error

Explanation

While executing the requested operation, an unexpected return code was received. This has resulted in the operation not completing as expected.

Response

Use the reason code to determine the underlying reason for the failure.

AMQ4049

Unknown object name.

Severity

10 : Warning

Explanation

A command or API request was issued, but the object cannot be found.

AMQ4050

Allocation failed. An attempt to allocate a conversation to a remote system failed.

Severity

10 : Warning

Explanation

The error might be due to an incorrect entry in the channel definition or it might be that the listening program on the remote system was not running.

AMQ4051

Bind failed. The bind to a remote system during session negotiation failed.

Severity

10 : Warning

AMQ4052

Coded character-set ID error. Cannot convert a command message to the CCSID of the target queue manager.

Severity

10 : Warning

AMQ4053

Channel in doubt. Operation not completed.

Severity

10 : Warning

Explanation

The operation could not complete because the channel was in doubt.

AMQ4054

Channel in use.

Severity

10 : Warning

Explanation

An attempt was made to perform an operation on a channel, but the channel is currently active.

AMQ4055

Channel status not found.

Severity

10 : Warning

Explanation

No channel status is available for this channel. This might indicate that the channel has not been used.

AMQ4056

Command failed.

Severity

10 : Warning

AMQ4057

Configuration error in the channel definition or communication subsystem.

Severity

10 : Warning

Explanation

Allocation of a conversation is not possible.

AMQ4058

Connection closed.

Severity

10 : Warning

Explanation

The connection to a remote system has unexpectedly broken while receiving data.

AMQ4059

Could not establish a connection to the queue manager.

Severity

10 : Warning

Explanation

The attempt to connect to the queue manager failed. This could be because the queue manager is incorrectly configured to allow a connection from this system, or the connection has been broken.

Response

Try the operation again. If the error persists, examine the problem determination information to see if any information has been recorded.

AMQ4060

Dynamic queue scope error.

Severity

10 : Warning

Explanation

The Scope attribute of the queue was set to MQSCO_CELL but this is not allowed for a dynamic queue.

AMQ4061

Remote system not available. Could not allocate a conversation to a remote system.

Severity

10 : Warning

Response

The error might be transitory; try again later.

AMQ4062

An MQINQ call failed when the queue manager inquired about a WebSphere MQ object.

Severity

10 : Warning

Response

Check the queue manager's error log for more information about the error.

AMQ4063

An MQOPEN call failed when the queue manager tried to open a WebSphere MQ object.

Severity

20 : Error

Response

If the error occurred while starting a channel check that the transmission queue used by the channel exists and try the operation again. If the error persists check the queue manager's error log for more information about the error.

AMQ4064

An MQSET call failed when the queue manager tried to set the values of the attributes of a WebSphere MQ object.

Severity

10 : Warning

Response

Check the queue manager's error log for more information about the error.

AMQ4065

Message sequence number error.

Severity

10 : Warning

Explanation

The message sequence number parameter was not valid.

AMQ4066

Message truncated because it is larger than the command server's maximum valid message size.

Severity

10 : Warning

AMQ4067

Communications manager not available.

Severity

20 : Error

Explanation

The communications subsystem is not available.

AMQ4068

The queue specified in the channel definition is not a transmission queue, or is in use.

Severity

10 : Warning

AMQ4069

Object already exists.

Severity

10 : Warning

Explanation

Could not create object because the object already existed.

AMQ4070

Object is open.

Severity

10 : Warning

Explanation

An attempt was made to delete, change or clear an object that is in use.

Response

Wait until the object is not in use, then try again.

AMQ4071

Object has wrong type. Could not replace a queue object of a different type.

Severity

10 : Warning

AMQ4072

Queue already exists in cell.

Severity

10 : Warning

Explanation

Cannot define a queue with cell scope or change the scope of an existing queue from queue-manager scope to cell scope, because a queue with that name already exists in the cell.

AMQ4073

Ping error. You can only ping a sender or server channel. If the local channel is a receiver channel, ping from the remote queue manager.

Severity

10 : Warning

AMQ4074

Receive failed, possibly due to a communications failure.

Severity

10 : Warning

AMQ4075

Error while receiving data from a remote system, possibly due to a communications failure.

Severity

10 : Warning

AMQ4076

Remote queue manager terminating.

Severity

10 : Warning

Explanation

The channel stopped because the remote queue manager was terminating.

AMQ4077

Remote queue manager not available.

Severity

10 : Warning

Explanation

The channel could not be started because the remote queue manager was not available.

Response

Ensure that the remote queue manager is started, and that it is configured to accept incoming communication requests.

AMQ4078

Send failed. An error occurred while sending data to a remote system, possibly due to a communications failure.

Severity

10 : Warning

AMQ4079

Channel closed by security exit.

Severity

10 : Warning

AMQ4080

Remote channel not known.

Severity

10 : Warning

Explanation

There is no definition of this channel on the remote system.

AMQ4081

User exit not available.

Severity

10 : Warning

Explanation

The channel was closed because the user exit specified does not exist.

AMQ4082

Unexpected WebSphere MQ error (<insert_0>).

Severity

20 : Error

AMQ4083

Queue manager name not known.

Severity

10 : Warning

Explanation

If the queue manager is remote, this might indicate that another queue manager is incorrectly using the same connection name. Queue managers using TCP/IP on the same computer must listen on different port numbers. This means that they will also have different connection names.

AMQ4084

Cell directory is not available.

Severity

10 : Warning

Explanation

The Scope attribute of the queue was set to MQSCO_CELL but no name service supporting a cell directory has been configured.

Response

Configure a name service to support the cell directory.

AMQ4085

No name supplied for transmission queue.

Severity

10 : Warning

Response

Supply a non-blank transmission queue name for this channel type.

AMQ4086

No connection name supplied.

Severity

10 : Warning

Response

Supply a non-blank connection name for this channel type.

AMQ4087

An error occurred while trying to use a cluster resource.

Severity

10 : Warning

Response

Check that the queues whose names start with 'SYSTEM.CLUSTER.' are not full and that messages are allowed to be put on them.

AMQ4088

Cannot share transmission queue in cluster.

Severity

10 : Warning

Explanation

The queue is a transmission queue and cannot be shared in a cluster.

AMQ4089

PUT commands inhibited for system command queue called *<insert_0>*.

Severity

10 : Warning

AMQ4090

Are you sure that you want to inhibit PUT and GET commands for the queue called 'SYSTEM.ADMIN.COMMAND.QUEUE'? If you do, you will no longer be able to administer the queue manager using the WebSphere MQ Explorer.

Severity

10 : Warning

Explanation

WebSphere MQ Explorer uses the queue called 'SYSTEM.ADMIN.COMMAND.QUEUE' to administer the queue manager.

Response

Continue only if you really want to inhibit PUT or GET commands for this queue and stop using the WebSphere MQ Explorer to administer the queue manager.

AMQ4091

Cannot connect to remote queue manager.

Severity

10 : Warning

Explanation

The remote queue manager is using an unsupported protocol for connections. The WebSphere MQ Explorer only supports connections to remote queue managers using the TCP/IP protocol.

AMQ4092

The queue manager could not be removed from the cluster because its membership of the cluster is defined using namelist *<insert_0>*.

Severity

10 : Warning

Response

To remove the queue manager from the cluster, remove it from the namelist. Ensure that you do not inadvertently affect the definitions of other objects using the namelist.

AMQ4093

The cluster specified is already shown in the console.

Severity

0 : Information

AMQ4094

An error occurred adding this cluster to the console. Are you sure that you want to show this cluster in the console anyway?

Severity

10 : Warning

Response

Select Yes if you believe that the problem can be resolved later. Select No if you want to correct the problem now and try again.

AMQ4095

Queue manager *<insert_0>* is not a repository queue manager for cluster *<insert_1>*.

Severity

0 : Information

Explanation

To administer a cluster, the WebSphere MQ Explorer needs a connection to the repository queue manager.

AMQ4096

Are you sure that you want to clear the password?

Severity

0 : Information

Response

Check with the user before clearing the password. Continue only if you really want to clear the password.

AMQ4097

Unmatched quotation mark.

Severity

10 : Warning

Explanation

An unmatched quotation mark has been found in a list of attributes. Each value in the list can be enclosed in a pair of single or double quotation marks. (Only required for values which contain spaces, commas or quotation marks.)

Response

Check that all opening and closing quotation marks are in pairs. (To include a quotation mark within an attribute, use two together with no space between.)

AMQ4098

Incorrect list format.

Severity

10 : Warning

Explanation

The attribute can contain a list of values which must be separated by a space or a comma. Each value in the list can be enclosed in a pair of single or double quotation marks. (Only required for values which contain spaces, commas or quotation marks.)

Response

Check that values are separated by a space or a comma, and that all opening and closing quotation marks are in pairs. (To include a quotation mark within an attribute, use two together with no space between.)

AMQ4099

Cannot communicate with one or more repository queue managers. Cluster *<insert_0>* is configured to use one or more repository queue managers which communicate using a protocol other than TCP/IP.

Severity

10 : Warning

Explanation

The WebSphere MQ Explorer can only establish connections to remote queue managers using TCP/IP.

Response

To complete removal of the queue manager from the cluster, issue the RESET CLUSTER ACTION (FORCEREMOVE) command from the repository queue manager.

AMQ4103

An error occurred connecting to the queue manager. Are you sure that you want to show this queue manager in the folder?

Severity

10 : Warning

Explanation

A connection could not be made to the specified remote queue manager.

Response

Ensure that the named queue manager is running on the machine specified in the selected channel definition table. Ensure that you have the authority to connect to the remote queue manager, and ensure that the network is up and running. Select Yes if you believe that the problem can be resolved later. Select No if you want to correct the problem now and try again.

AMQ4104

The specified file *<insert_0>* does not contain a client definition table in the correct format.

Severity

10 : Warning

Explanation

The given channel definition table is not in the correct format.

Response

Specify a file in the correct format.

AMQ4105

The remote queue manager has not been removed because it is still required by other plug-ins.

Severity

10 : Warning

Explanation

Other plug-ins have responded to the attempted removal of this queue manager by indicating that they are still using it.

Response

Ensure that the other plug-ins have finished using the queue manager before trying to delete it again.

AMQ4117

This action cannot be undone. Are you sure that you want to delete the WebSphere MQ queue manager *<insert_0>* from your system?

Severity

10 : Warning

Explanation

A confirmation is required before the queue manager is deleted.

Response

Continue only if you want to permanently delete the queue manager.

AMQ4121

The MQGET request received an unexpected reason code of *<insert_0>*.

Severity

10 : Warning

Explanation

An unexpected reason code was returned from a MQGET API request. Use the reason code to determine the underlying reason why the request failed.

Response

The MQGET request was not successful. Some messages might not have been retrieved.

AMQ4122

The MQPUT request received an unexpected reason code of *<insert_0>*.

Severity

10 : Warning

Explanation

An unexpected reason code was returned from a MQPUT API request. Use the reason code to determine the

underlying reason why the request failed.

Response

MQPUT processing was unsuccessful. No message was placed on the queue.

AMQ4123

The object *<insert_0>* was deleted successfully.

Severity

0 : Information

Explanation

The object of the specified name has been successfully deleted.

Response

none.

AMQ4124

The MQOPEN request received an unexpected reason code of *<insert_0>*.

Severity

10 : Warning

Explanation

An unexpected reason code was returned from an MQOPEN API request. The queue has not been opened.

Response

Use the reason code to determine the underlying reason for the failure.

AMQ4125

Putting a test message on the queue received an unexpected reason code *<insert_0>*.

Severity

10 : Warning

Explanation

One of the underlying API requests was unsuccessful. The test message was not placed on the queue.

AMQ4126

The value of one of the properties specified is not valid. The request was not processed.

Severity

20 : Error

Response

Specify a different value.

AMQ4127

WebSphere MQ failed to read queue manager information from disk because the file format is not valid. The request was not processed.

Severity

20 : Error

Explanation

The format of the WebSphere MQ_Handles file is incorrect. This file has been backed up and removed, meaning that any remote queue manager definitions are lost. All local queue managers should be detected automatically and displayed in the WebSphere MQ Explorer.

Response

Ensure that the Eclipse workspace has not been corrupted.

AMQ4128

Could not start the iKeyMan program.

Severity

30 : Severe error

Explanation

An error was encountered when trying to execute the iKeyMan program.

Response

Try again. If symptoms persist contact your System Administrator.

AMQ4129

Could not query the user ID from Java.

Severity

10 : Warning

Explanation

The Java API System.getProperty("user.id") threw a SecurityException.

Response

Configure your Java security environment using the 'policytool' to allow WebSphere MQ Explorer to query the 'user.id'.

AMQ4130

A Browser Control could not be opened. Make sure Mozilla has been installed.

Severity

10 : Warning

Explanation

The SWT Browser control depends on Mozilla being installed.

Response

Ensure that the Mozilla browser is correctly installed.

AMQ4131

A Browser Control could not be opened.

Severity

10 : Warning

Explanation

The SWT Browser control depends on the system browser being installed.

Response

Ensure that the system browser is correctly installed.

AMQ4132

Are you sure that you want to stop the object named <insert_0>?

Severity

10 : Warning

Explanation

A confirmation is required before the specified object is stopped. The type of object and name are provided in the message.

Response

Continue only if you want to stop the object.

AMQ4133

When a queue manager is removed, WebSphere MQ Explorer destroys the connection information for that queue manager.

To see the queue manager at a later date use the Add Queue Manager wizard.

Remove the queue manager <insert_0> ?

Severity

10 : Warning

Response

Continue only if you want to remove the queue manager.

AMQ4134

The default channel used by remote queue managers to administer this queue manager does not exist.

Do you want to create the default remote administration channel SYSTEM.ADMIN.SVRCONN to allow this queue manager to be administered by other queue managers?

Severity

0 : Information

Response

Select Yes to create the channel.

AMQ4135

The default channel used by remote queue managers to administer this queue manager is SYSTEM.ADMIN.SVRCONN.

Do you want to delete this channel to prevent the queue manager being administered by other queue managers?

Severity

0 : Information

Response

Select Yes to delete the channel.

AMQ4136

This operation deletes all files in the errors and trace directories (including, for example, read only files). This operation cannot be undone. Are you sure that you want to proceed?

Severity

10 : Warning

Explanation

Deleting all FFSTs and Trace from this machine means that any historical error logs and trace will be lost.

Response

Select Yes to clear the contents of the errors and trace directories.

AMQ4137

The default remote administration channel SYSTEM.ADMIN.SVRCONN has been deleted successfully.

Severity

0 : Information

Response

Message for information only.

AMQ4138

Are you sure that you want to import new settings that will overwrite the current settings? This operation cannot be undone.

Severity

10 : Warning

Explanation

Importing settings into the WebSphere MQ Explorer will overwrite the current settings.

Response

Continue only if you want to overwrite the current settings.

AMQ4139

The default remote administration channel SYSTEM.ADMIN.SVRCONN was created successfully.

Severity

0 : Information

Response

Message for information only.

AMQ4140

The custom CipherSpec is not valid.

Severity

10 : Warning

AMQ4141

The Distinguished Names specification is not valid.

Severity

10 : Warning

AMQ4142

The default remote administration channel SYSTEM.ADMIN.SVRCONN could not be created.

Severity

10 : Warning

Explanation

A problem has occurred when issuing a command to the command server to create the channel.

Response

Try again. If symptoms persist contact your System Administrator.

AMQ4143

The default remote administration channel SYSTEM.ADMIN.SVRCONN could not be created.

Severity

10 : Warning

Explanation

A problem occurred when copying the default administration channel to use as a template for the channel creation.

Response

Try again. If symptoms persist contact your System Administrator.

AMQ4144

The default remote administration channel SYSTEM.ADMIN.SVRCONN could not be deleted.

Severity

10 : Warning

Explanation

A problem has occurred issuing a command to the command server to delete the channel.

Response

Ensure that the channel is not in use and try again. If symptoms persist contact your System Administrator.

AMQ4145

An error occurred connecting to the remote queue manager using the intermediate queue manager. Are you sure that you want to show this queue manager in the folder anyway?

Severity

10 : Warning

Explanation

A connection could not be made to the specified remote queue manager.

Response

Ensure that the intermediate queue manager is available and that the named remote queue manager is running, and is accessible from the intermediate queue manager. Ensure that you have the authority to connect to the remote queue manager, and ensure that the network is up and running. Select Yes if you believe that the problem can be resolved later. Select No if you want to correct the problem now and try again.

AMQ4146

Eclipse cannot create or read the workspace for WebSphere MQ Explorer.

Severity

40 : Stop Error

Explanation

To load the WebSphere MQ Explorer, a valid workspace is required.

Response

Ensure that you can write to the Eclipse workspace.

AMQ4147

Eclipse cannot write to the workspace for WebSphere MQ Explorer in *<insert_0>*.

Severity

40 : Stop Error

Explanation

To load the WebSphere MQ Explorer, write access to the workspace is required.

Response

Ensure that you can write to the Eclipse workspace.

AMQ4148

The object was created successfully.

Severity

0 : Information

Response

Message for information only.

AMQ4149

The request to start the listener was accepted.

Severity

0 : Information

Explanation

A user request to start the listener was accepted by WebSphere MQ.

Response

Message for information only.

AMQ4150

The request to stop the listener was accepted.

Severity

0 : Information

Explanation

A user request to stop the listener was accepted by WebSphere MQ.

Response

Message for information only.

AMQ4151

The request to start the service was accepted.

Severity

0 : Information

Explanation

A user request to start the service was accepted by WebSphere MQ.

Response

Message for information only.

AMQ4152

The request to stop the service was accepted.

Severity

0 : Information

Explanation

A user request to stop the service was accepted by WebSphere MQ.

Response

Message for information only.

AMQ4153

WebSphere MQ cannot stop the listener because it is not running.

Severity

10 : Warning

AMQ4154

WebSphere MQ cannot start the service because no start command has been specified.

Severity

10 : Warning

Response

Ensure that the service has a start command specified.

AMQ4155

WebSphere MQ cannot stop the service because no stop command has been specified.

Severity

10 : Warning

Response

Ensure that the service has a stop command specified.

AMQ4156

WebSphere MQ cannot stop the service because the service is not running.

Severity

10 : Warning

AMQ4157

WebSphere MQ cannot start the service because the services is already running.

Severity

10 : Warning

AMQ4158

WebSphere MQ cannot start the listener because it is already running.

Severity

10 : Warning

AMQ4159

WebSphere MQ cannot start the client connection channel because one or more of the properties are incorrectly specified.

Severity

10 : Warning

Response

Ensure that the client connection has the correct queue manager name and connection name before trying to start.

AMQ4160

WebSphere MQ cannot process the request because the executable specified cannot be started.

Severity

10 : Warning

Explanation

The requested was unsuccessful because the program which was defined to be run to complete the action could

not be started.

Reasons why the program could not be started are :-

The program does not exist at the specified location.

The WebSphere MQ user does not have sufficient access to execute the program.

If StdOut or StdErr are defined for the program, the WebSphere MQ user does not have sufficient access to the locations specified.

Response

Check the Queue Manager error logs for further details on the cause of the failure, correct the problem and try again.

AMQ4161

The parameter specified is not valid.

Severity

20 : Error

Explanation

The parameter specified when trying to create or alter an object is not valid.

Response

Ensure that valid parameters are specified, then try again.

AMQ4162

The password cannot be cleared.

Severity

0 : Information

Response

Try to clear the password again later.

AMQ4163

The password cannot be changed.

Severity

10 : Warning

Explanation

The attempt to change the password failed because of an error.

Response

Try a different password

AMQ4164

The password was successfully changed.

Severity

0 : Information

Response

Message for information only.

AMQ4165

No password entered in the new password field. No change applied.

Severity

10 : Warning

Explanation

You must enter a new password in both the new and confirm password fields.

Response

Enter a new password in the new password field.

AMQ4166

No password entered in the confirm new password field. No change applied.

Severity

10 : Warning

Explanation

You must enter a new password in both the new and confirm password fields.

Response

Re-enter the new password in the confirm new password field.

AMQ4167

Passwords do not match. No change applied.

Severity

10 : Warning

Explanation

You must enter the same new password in both the new and confirm password fields.

Response

Ensure that the passwords in the new and confirm fields match.

AMQ4168

WebSphere MQ failed to start listening for objects.

Severity

20 : Error

Explanation

No objects will be displayed in the currently selected view.

Response

Check the problem determination information, and ensure that WebSphere MQ and the queue manager in question are both running correctly.

AMQ4169

WebSphere MQ failed to set the object filter.

Severity

20 : Error

Explanation

The WebSphere MQ Explorer cannot listen for objects, so no objects will be displayed in the currently selected view.

Response

Check the problem determination information, and ensure that WebSphere MQ and the queue manager in question are both running correctly.

AMQ4170

The object name specified is not valid.

Severity

20 : Error

Explanation

The object name specified when trying to create or alter an object is not valid.

Response

Ensure that a valid object name is specified, then try again.

AMQ4171

There was an error when communicating with the queue manager.

Severity

20 : Error

Explanation

A request for information from the queue manager failed.

Response

Try the operation again. If the error persists, examine the problem determination information to see if any details have been recorded.

AMQ4172

There was an error when trying to set or retrieve information.

Severity

20 : Error

Explanation

There was an error when trying to set or retrieve information from the queue manager. This might have happened because you specified incorrect or inconsistent attributes when trying create or update an object.

Response

If this error occurred during object creation or modification, ensure that the attributes specified are correct for this type of object. If the error persists, examine the problem determination information to see if any details have been recorded.

AMQ4173

WebSphere MQ cannot clear one or more Trace and FFST files.

Severity

10 : Warning

Explanation

WebSphere MQ cannot clear some files, because of one of the following:

The files are currently in use.

WebSphere MQ Explorer does not have the appropriate access permission.

The trace or errors directories contain user-created subdirectories which WebSphere MQ Explorer cannot delete.

Response

Check that tracing is disabled, and that the WebSphere MQ Explorer has appropriate access permission to delete the Trace and FFST files or remove user created subdirectories.

AMQ4174

FFSTs and Trace were cleared successfully.

Severity

0 : Information

Response

Message for information only.

AMQ4175

WebSphere MQ cannot process your request because the value specified is not valid.

Severity

20 : Error

Explanation

Only certain combinations and values are valid for the object your are trying to alter or create.

Response

Specify a valid value and try again.

AMQ4176

WebSphere MQ cannot process your request because the object name specified is not valid.

Severity

20 : Error

Explanation

Only certain combinations and values are valid for the object your are trying to alter or create. You might also

see this message if you have specified a QSG disposition that is not valid or an invalid topic object for a subscription.

Response

Check all values are valid for this type of object and try again. If you have altered the disposition of this object, check that the value is correct. If you are creating a new subscription, check the topic object exists.

AMQ4177

The WebSphere MQ Explorer cannot process your request because the connection to WebSphere MQ is quiescing.

Severity

20 : Error

Explanation

The connection to WebSphere MQ is quiescing, so no new information can be queried.

Response

Wait for the connection to end, then try reconnecting.

AMQ4178

WebSphere MQ cannot process your request because there was a disposition conflict detected.

Severity

20 : Error

Explanation

A disposition conflict was detected. Please ensure that all disposition related fields are correct for this type of object.

Response

Ensure that all disposition related fields are correct for this type of object and try again.

If the error occurred when creating a shared queue check that the Coupling facility structure name on the Storage page has been entered correctly.

►If the error occurred while starting a channel that uses a transmission queue with a queue sharing group disposition (QSGDISP) value of SHARED, check that the default channel disposition (DEFCDISP) is set to SHARED or FIXSHARED (and not PRIVATE).◄

AMQ4179

WebSphere MQ cannot process your request because the string provided was of an incorrect length.

Severity

20 : Error

Explanation

A string value has been modified or supplied that is too long or too short when creating or modifying an object.

Response

Check the values being supplied and try again.

Note: If adding exit names on i5/OS enter exactly 20 characters, the program name occupies the first 10 characters and the library name occupies the second 10 characters, use blanks to pad to the right if necessary.

AMQ4180

WebSphere MQ cannot process your request because there was a parameter conflict.

Severity

20 : Error

Explanation

When creating or modifying an object, the combination of parameters specified is not valid.

Response

Check that the combination specified is valid for the object and try again.

AMQ4181

WebSphere MQ is not responding. Do you want to continue waiting?

Severity

10 : Warning

Explanation

WebSphere MQ does not appear to be responding. This could be because of a heavily loaded remote system, or a slow network connection. However there could have been a system failure. Choosing not to continue could leave the WebSphere MQ Explorer in an unknown state, so you should restart it.

Response

If you choose not to continue waiting, restart the WebSphere MQ Explorer, if the problem persists check for problem determination information.

AMQ4182

No objects were found.

Severity

10 : Warning

Explanation

The query did not find any objects.

Response

If you were expecting objects to be found, check the problem determination information, and ensure that WebSphere MQ and the queue manager in question are both running correctly.

AMQ4183

Query failed because the queue manager is not in a queue-sharing group.

Severity

10 : Warning

Explanation

WebSphere MQ issued a query that required the queue manager to be a member of a queue-sharing group.

Response

Try the operation again, if the problem persists check the problem determination information for more details.

AMQ4184

The channel is not currently active.

Severity

10 : Warning

Explanation

The channel was not stopped because it was not currently active.

Response

If attempting to stop a specific instance of a channel, change the connection name or remote queue manager name and try the operation again.

AMQ4185

WebSphere MQ failed to import your settings.

Severity

20 : Error

Response

Try again. If the error persists, examine the problem determination information to see if any details have been recorded.

AMQ4186

WebSphere MQ failed to export your settings.

Severity

20 : Error

Response

Try again. If the error persists, examine the problem determination information to see if any details have been recorded.

AMQ4187

WebSphere MQ has successfully imported your settings. (You must restart WebSphere MQ Explorer to apply the imported settings.)

Severity

0 : Information

Response

Restart WebSphere MQ explorer to apply the imported settings

AMQ4188

Are you sure that you want to remove queue manager *<insert_0>* from cluster *<insert_1>*?

Severity

10 : Warning

Explanation

A confirmation is required before the queue manager is removed from the cluster.

Response

Continue only if you want to permanently remove the queue manger from the cluster.

AMQ4189

The queue manager could not be suspended from the cluster. The operation failed with error *<insert_0>*.

Severity

20 : Error

Explanation

The queue manager has not been removed from the cluster.

Response

Try the operation again. If the error persists, examine the problem determination information to see if any information has been recorded.

AMQ4190

An error occurred when clearing the queue manager's REPOS field. The operation failed with error *<insert_0>*.

Severity

20 : Error

Explanation

The queue manager has only partially been removed from the cluster. The queue manager has been suspended from the cluster. The REPOS field of the queue manager and the CLUSTER fields of the associated cluster channels have not been cleared.

Response

Try the operation again. If the error persists, examine the problem determination information to see if any information has been recorded.

AMQ4191

An error occurred when clearing the CLUSTER field of channel *<insert_0>*. The operation failed with error *<insert_1>*.

Severity

20 : Error

Explanation

The queue manager has only partially been removed from the cluster. The queue manager has been suspended from the cluster and the queue manager's REPOS field has been cleared. Some of the CLUSTER fields of other associated cluster channels might also have been cleared.

Response

To completely remove the queue manager, ensure that all the CLUSTER fields of associated cluster channels are cleared.

AMQ4192

The queue manager could not be removed from a cluster because channel *<insert_0>* is using cluster namelist

<insert_1>.

Severity

10 : Warning

Response

Remove the cluster channel from the cluster namelist. Ensure that you do not inadvertently affect the definitions of other objects using the namelist. Then try removing the queue manager again.

AMQ4193

The information supplied could not be correctly converted to the required code page.

Severity

20 : Error

Explanation

All or part of the information entered required conversion to a different code page. One or more characters could not be converted to an equivalent character in the new code page.

Response

Change the characters used, then try the operation again.

AMQ4194

Request failed because the queue manager attempted to use a default transmission queue which is not valid.

Severity

20 : Error

Explanation

An MQOPEN or MQPUT1 call specified a remote queue as the destination. The queue manager used the default transmission queue, as there is no queue defined with the same name as the destination queue manager, but the attempt failed because the default transmission queue is not a valid local queue.

Response

Check that the queue manager's default transmission queue property (DefXmitQName) specifies a valid local queue.

AMQ4195

WebSphere MQ Explorer is now in an unknown state and should be restarted. Do you want to restart WebSphere MQ Explorer?

Severity

10 : Warning

Explanation

You have chosen not to wait for WebSphere MQ to respond to a request. WebSphere MQ Explorer is therefore in an unknown state and should be restarted.

Response

Restart the WebSphere MQ Explorer and try the operation again. If the problem persists check for problem determination information.

AMQ4196

The command or operation is not valid against the type of object or queue specified

Severity

20 : Error

Explanation

You have attempted a command or operation against an object or queue whose type is not valid for the operation specified. For instance: browsing a remote queue; issuing the clear command against a queue whose type is not QLOCAL; clearing by API calls, a queue whose type cannot be opened for input.

Response

Retry the command or operation against an object or queue whose type is valid for the operation requested.

AMQ4197

An MQOPEN or MQPUT1 call was issued specifying an alias queue as the target, but the BaseObjectName in the alias queue attributes is not recognized as a queue name.

Severity

20 : Error

Explanation

An MQOPEN or MQPUT1 call was issued specifying an alias queue as the target, but the BaseObjectName in the alias queue attributes is not recognized as a queue name. This reason code can also occur when BaseObjectName is the name of a cluster queue that cannot be resolved successfully.

Response

Correct the queue definitions.

AMQ4198

Queue manager *<insert_0>* has not been removed from one or more clusters.

If you do not remove the queue manager from the clusters, you might get unexpected errors

Do you want to delete the queue manager without removing it from these clusters?

Severity

10 : Warning

Explanation

The user has chosen to delete a queue manager that is currently a member of one or more clusters. The queue manager should first be removed cleanly from these clusters before deleting the queue manager. Other queue managers in these clusters might expect the queue manager to be available.

Response

Remove the queue manager from the clusters it is a member of.

AMQ4199

Queue manager *<insert_0>* is not available for client connection due to an SSL configuration error.

Severity

30 : Severe error

Explanation

The user is trying to connect to a remote queue manager using a secure connection.

Response

Check the SSL configuration of the target queue manager and the local SSL trust store.

AMQ4200

There is a problem with the default configuration. Unable to display the Default Configuration window.

Severity

20 : Error

Explanation

There is a problem with WebSphere MQ.

Response

Use the 'Details>>' button to show further details about the problem and contact your systems administrator.

AMQ4201

Unable to check if the computer exists.

Severity

20 : Error

Explanation

WebSphere MQ was unable to check if the computer name you entered exists on your computer's domain.

Response

Retry the operation, if the problem persists contact your systems administrator.

AMQ4202

Unable to contact the computer *<insert_0>*.

Severity

10 : Warning

Explanation

WebSphere MQ was unable to locate a computer with this name on your computer's TCP/IP domain.

Response

Enter a different computer name.

AMQ4203

Unable to set up the default configuration.

Severity

20 : Error

Explanation

WebSphere MQ was unable to set up the default configuration. This error may occur if WebSphere MQ is busy with another operation.

Response

Retry the operation. If the problem persists, use the 'Details>>' and 'Print' buttons to record further details about the problem and contact your systems administrator.

AMQ4204

Unable to join the default cluster.

Severity

20 : Error

Explanation

WebSphere MQ was unable to join your computer to the default cluster. This error may occur if WebSphere MQ is busy with another operation.

Response

Retry the operation. If the problem persists, use the 'Details>>' and 'Print' buttons to record further details about the problem and contact your systems administrator.

AMQ4205

Unable to allow remote administration of the queue manager.

Severity

20 : Error

Explanation

WebSphere MQ was unable change the configuration of your queue manager to allow it to be remotely administered. This error may occur if WebSphere MQ is busy with another operation.

Response

Retry the operation. If the problem persists, use the 'Details>>' and 'Print' buttons to record further details about the problem and contact your systems administrator.

AMQ4206

Unable to prevent remote administration of the queue manager.

Severity

20 : Error

Explanation

WebSphere MQ was unable change the configuration of your queue manager to prevent it from being remotely administered. This error may occur if WebSphere MQ is busy with another operation.

Response

Retry the operation. If the problem persists, use the 'Details>>' and 'Print' buttons to record further details about the problem and contact your systems administrator.

AMQ4207

The path specified is not valid.

Severity

20 : Error

Response

Check the path specified and try again.

AMQ4208

Show this panel again the next time the queue manager is started?

Severity

0 : Information

Explanation

You can choose whether you want the same panel to be shown the next time this queue manager is started, and the default configuration is not complete.

Response

Select whether you want the panel to be shown next time.

AMQ4209

The TCP/IP name of the remote computer must not be your own computer name.

Severity

0 : Information

Explanation

You have selected that the repository queue manager is on another computer, but you have entered the name of your own computer.

Response

Enter the correct name of the repository queue manager.

AMQ4210

The command server must be active to complete this operation. Use the WebSphere MQ Services to start it, then retry the operation.

Severity

10 : Warning

Explanation

The operation you requested needs the command server to be running.

Response

Use WebSphere MQ Services to start the command server, then retry the operation.

AMQ4211

The computer name entered must be on your local domain (*<insert_0>*).

Severity

10 : Warning

Response

Enter the computer name which is on your local domain

AMQ4212

Unable to complete this task because you do not have authority to administer WebSphere MQ.

You must be in the mqm group to administer WebSphere MQ.

Severity

10 : Warning

Explanation

Your userid is not authorized to carry out the operation you requested.

Response

Retry the operation on a userid with the required authority, or contact your systems administrator.

AMQ4213

Unable to delete the queue manager *<insert_0>* because it is being used by another program.

Close any program using the queue manager, then click 'Retry'.

Severity

10 : Warning

Explanation

WebSphere MQ was unable to delete the old default configuration queue manager because another program is using the queue manager.

Response

Close the programs that are using the queue manager, and click Retry.

AMQ4214

The computer <insert_0> is not known on the network.

Severity

10 : Warning

Explanation

WebSphere MQ is unable to locate a computer with this name on your network.

Response

Enter a different computer name.

AMQ4215

Upgrade of the default configuration was canceled.

Severity

10 : Warning

Explanation

You pressed 'Cancel' while running the default configuration wizard to upgrade the default configuration.

Response

None

AMQ4216

The WebSphere MQ services component does not have the authority it requires.

Severity

10 : Warning

AMQ4217

The MQSeriesServices component does not have the authority to create the default configuration.

Severity

10 : Warning

AMQ4250

No nickname supplied - Please supply one.

Severity

10 : Warning

Explanation

Requires to enter the user nick name in the text box

Response

Enter the nickname in the text box

AMQ4251

Cannot Initialise WinSock - TCP/IP may not be installed. Please install TCP/IP and try again

Severity

20 : Error

Explanation

Postcard was not able to initialise the interface to TCP/IP.

Response

Check that TCP/IP has been installed successfully. If the problem persists, refer to your systems administrator.

AMQ4252

Cannot Find WinSock - TCP/IP may not be installed. Please install TCP/IP and try again.

Severity

20 : Error

Explanation

Postcard was not able to find the interface to TCP/IP.

Response

Check that TCP/IP has been installed successfully. If the problem persists, refer to your systems administrator.

AMQ4253

Cannot get fully qualified TCP/IP domain name - Please ensure that the TCP/IP protocol is configured.

Severity

20 : Error

Explanation

Postcard was not able to determine the TCP/IP domain name for your computer.

Response

Check that TCP/IP has been installed successfully. If the problem persists, refer to your systems administrator.

AMQ4254

Failed to Allocate System Memory - Please contact your system administrator.

Severity

20 : Error

Explanation

Postcard was not able to allocate enough memory to run correctly.

Response

Close other programs to release system memory. If the problem persists, refer to your systems administrator.

AMQ4255

Please supply a user name with which you wish to communicate.

Severity

10 : Warning

Explanation

Requires to enter a user nick name in the To text box.

Response

Enter the user nickname in the To text box

AMQ4256

Please supply <insert_0>s computer name (this must be a TCP/IP name).

Severity

10 : Warning

Explanation

Requires to enter the mail box computer name on the On field

Response

Enter the mail box computer name or queue manager name on the On text box

AMQ4257

The call MQCONN failed while preparing for a Put operation,
with Completion Code [*<insert_0>* (*<insert_1>*)], Reason Code [*<insert_2>* (*<insert_3>*)].

Severity

20 : Error

Explanation

An error occurred when Postcard tried to connect to the queue manager in order to send the postcard. This error may occur if WebSphere MQ is busy with another operation.

Response

Try to send the postcard again. If the problem persists contact your systems administrator.

AMQ4258

The call MQOPEN failed while preparing for a Put operation,
with Completion Code [*<insert_0>* (*<insert_1>*)], Reason Code [*<insert_2>* (*<insert_3>*)].

Severity

20 : Error

Explanation

An error occurred when Postcard tried to open a queue in order to send the postcard. This error may occur if WebSphere MQ is busy with another operation.

Response

Try to send the postcard again. If the problem persists contact your systems administrator.

AMQ4259

The call MQCLOSE failed while preparing for a Put operation,
with Completion Code [*<insert_0>* (*<insert_1>*)], Reason Code [*<insert_2>* (*<insert_3>*)].

Severity

20 : Error

Explanation

An error occurred when Postcard tried to close the queue after sending the postcard. This error may occur if WebSphere MQ is busy with another operation.

Response

If the problem persists contact your systems administrator.

AMQ4260

The call MQDISC failed while preparing for a Put operation,
with Completion Code [*<insert_0>* (*<insert_1>*)], Reason Code [*<insert_2>* (*<insert_3>*)].

Severity

20 : Error

Explanation

An error occurred when Postcard tried to disconnect from the queue manager after sending the postcard. This error may occur if WebSphere MQ is busy with another operation.

Response

If the problem persists contact your systems administrator.

AMQ4261

The call MQPUT failed with Completion Code [*<insert_0>* (*<insert_1>*)], Reason Code [*<insert_2>* (*<insert_3>*)].

Severity

20 : Error

Explanation

An error occurred when Postcard tried to send the postcard by putting its data to the queue. This error may occur if WebSphere MQ is busy with another operation.

Response

Try to send the postcard again. If the problem persists contact your systems administrator.

AMQ4262

The call MQCONN failed while preparing for a Get operation,
with Completion Code [*<insert_0>* (*<insert_1>*)], Reason Code [*<insert_2>* (*<insert_3>*)].

Severity

20 : Error

Explanation

An error occurred when Postcard tried to connect to the queue manager in order to receive postcards. This error may occur if WebSphere MQ is busy with another operation.

Response

Restart Postcard. If the problem persists contact your systems administrator.

AMQ4263

The call MQOPEN failed while preparing for a Get operation,
with Completion Code [*<insert_0>* (*<insert_1>*)], Reason Code [*<insert_2>* (*<insert_3>*)].

Severity

20 : Error

Explanation

An error occurred when Postcard tried to open a queue in order to send the postcard. This error may occur if WebSphere MQ is busy with another operation.

Response

Restart Postcard. If the problem persists contact your systems administrator.

AMQ4264

The call MQCLOSE failed while preparing for a Get operation,
with Completion Code [*<insert_0>* (*<insert_1>*)], Reason Code [*<insert_2>* (*<insert_3>*)].

Severity

20 : Error

Explanation

An error occurred when Postcard tried to close the queue after receiving postcards. This error may occur if WebSphere MQ is busy with another operation.

Response

If the problem persists contact your systems administrator.

AMQ4265

The call MQDISC failed while preparing for a Get operation,
with Completion Code [*<insert_0>* (*<insert_1>*)], Reason Code [*<insert_2>* (*<insert_3>*)].

Severity

20 : Error

Explanation

An error occurred when Postcard tried to disconnect from the queue manager after receiving postcards. This error may occur if WebSphere MQ is busy with another operation.

Response

If the problem persists contact your systems administrator.

AMQ4266

Enter the message that you want to send to *<insert_0>*.

Severity

10 : Warning

Response

Enter the message in the Message text field.

AMQ4267

The call MQGET failed with Completion Code [*<insert_0>* (*<insert_1>*)], Reason Code [*<insert_2>* (*<insert_3>*)].

Severity

20 : Error

Explanation

An error occurred when Postcard tried to receive a postcards by getting its data from the queue. This error may occur if WebSphere MQ is busy with another operation.

Response

Restart Postcard. If the problem persists contact your systems administrator.

AMQ4268

Postcard is unable to contact the queue manager on the remote computer.

Verify that the default configuration is up and running on the remote computer.

Severity

20 : Error

Explanation

The mail box queue manager in the On text box not reachable.

Response

Verify that the default configuration is up and running on the remote computer.

AMQ4269

Unable to run Postcard because you do not have authority to use WebSphere MQ.

You must be in the mqm group to use WebSphere MQ.

Severity

20 : Error

Explanation

The mail box queue manager in the On text box not reachable.

Response

Use Postcard on a user Id with the required authority, or contact your systems administrator.

AMQ4270

Postcard is unable to send messages to the remote computer. Postcard can only exchange messages with computers that are on the same TCP/IP domain as this computer.

Severity

20 : Error

Explanation

Unable to send messages to the remote computer

Response

Use default configuration application to add the remote computer to the same cluster.

AMQ4271

Unable to open a local queue called *<insert_0>* on the mailbox queue manager *<insert_1>*.

Use WebSphere MQ Explorer to create the queue, then restart Postcard.

Severity

20 : Error

Explanation

Postcard was unable to automatically create the queue it uses on the queue manager.

Response

Use WebSphere MQ Explorer to create the queue, and restart Postcard.

AMQ4272

The mailbox queue manager *<insert_0>* does not exist on this computer.

Severity

20 : Error

Explanation

The mailbox queue manager name specified after the '-m' parameter to Postcard does not exist on this computer.

Response

Restart Postcard specifying the name of a queue manager that does exist on this computer.

AMQ4273

Unable to contact the target mailbox *<insert_0>*.

Severity

10 : Warning

Explanation

Postcard was unable send the message as it could not contact the target mailbox.

Response

Click 'Retry' to attempt to send the message again, otherwise click 'Cancel'.

AMQ4274

Postcard has detected that *<insert_0>* is the name of a computer and a queue manager.

Severity

10 : Warning

Explanation

Postcard has detected that the destination mailbox name is the name of a computer and of a queue manager.

Response

Select whether you want to send the message to the computer or the queue manager with this name, then click OK.

AMQ4400

Explorer cannot administer the queue manager because the queue *<insert_0>* is not defined.

Severity

10 : Warning

Explanation

Explorer uses the queue *<insert_0>* to administer queue managers.

Response

Define the queue *<insert_0>* and retry.

AMQ4401

Explorer cannot administer the queue manager because the user is not authorised to open the queue *<insert_0>*.

Severity

10 : Warning

Explanation

Explorer uses the queue *<insert_0>* to administer this queue manager.

Response

Allow Explorer to open the queue *<insert_0>* and retry.

AMQ4402

The queue *<insert_0>* could not be opened for reason *<insert_1>*.

Severity

10 : Warning

Explanation

Explorer uses the queue *<insert_0>* to administer this queue manager.

Response

Allow Explorer to open the queue *<insert_0>* and retry.

AMQ4403

The queue manager you are connecting to is at a higher command level than the intermediate queue manager you are using, which will cause some operations not to work. Are you sure that you want to show the destination queue manager in the folder anyway?

Severity

10 : Warning

Explanation

You are making a connection to a remote queue manager which is at a command level higher than the intermediate queue manager you are trying to use. This means that errors will occur when selecting new items such as Application Connections or queue status.

Response

Select Yes if you want to continue to use the remote queue manager with this intermediate queue manager, even though the command levels are inconsistent. Select No to chose a different intermediate queue manager.

AMQ4404

The queue manager *<insert_0>* is the only full repository in cluster *<insert_1>* and there are still partial repository queue managers defined. Removing this queue manager from the cluster prevents further repository actions from being run. Are you sure that you want to remove this queue manager?

Severity

10 : Warning

Explanation

To be able to display cluster information, the clustering component of the WebSphere MQ Explorer requires at least one full repository to be selected as the source. Removing the last full repository will prevent the display of cluster members, and hence will prevent cluster actions being run on these full repositories.

Response

Select Yes if you want to remove the full repository even though it will prevent access to remaining partial repository information.

AMQ4405

An unexpected error occurred connecting to the JNDI service provider.

The following message contains text from the JNDI service provider which might not be translated.

Error *<insert_0>* performing JNDI operation *<insert_1>* on object name *<insert_2>*.

Severity

30 : Severe error

Explanation

An unexpected JNDI error prevented the operation from completing.

Response

Check for FFSTs to determine the reason for the error. If symptoms persist, contact your Systems Administrator.

AMQ4406

The connection could not be made to the JNDI service provider because the specified security credentials (distinguished name and password) are not valid for this service provider.

Severity

20 : Error

Explanation

Either the distinguished name or password is not valid for the service provider

Response

Correct the security credentials and try again.

AMQ4407

The Provider URL was not supplied.

Severity

20 : Error

Explanation

The Provider URL must be supplied when opening an Initial Context.

Response

Supply the Provider URL.

AMQ4408

The NAME was missing from the JMS Administration data file.

Severity

20 : Error

Response

Check for FFSTs to determine the reason for the error.

AMQ4409

A context with the nickname *<insert_0>* already exists.

Severity

20 : Error

Explanation

Nicknames for each context in the tree must be unique.

Response

Please choose a different nickname for this context.

AMQ4410

Object type *<insert_0>* is not recognised when retrieving details for attribute *<insert_1>*.

Severity

20 : Error

Explanation

The object ID is not valid.

Response

Ensure that only supported object types are used.

AMQ4411

Object type *<insert_0>* is not recognised when loading objects from context *<insert_1>*.

Severity

20 : Error

Explanation

The object class is not valid.

Response

Ensure that only supported object types are used.

AMQ4412

Unexpected Exception: *<insert_0>* message *<insert_1>*.

Severity

20 : Error

Explanation

An unexpected error occurred.

Response

Check for FFSTs to determine the reason for the error.

AMQ4413

The context *<insert_0>* could not be removed, because it was not empty.

Severity

20 : Error

Explanation

A context can only be removed if it is empty.

Response

Remove the contents of the context and try again.

AMQ4414

An unexpected error occurred when connecting to the JNDI service provider.

The following message contains text from the JNDI service provider which might not be translated.

Error *<insert_0>* because of *<insert_3>* performing JNDI operation *<insert_1>* on object name *<insert_2>*.

Severity

30 : Severe error

Explanation

An unexpected JNDI error prevented the operation from completing.

Response

Check for FFSTs to determine the reason for the error. If symptoms persist contact your Systems Administrator.

AMQ4415

The object could not be created because an object with the name *<insert_0>* already exists.

Severity

20 : Error

Explanation

An object with the same name already exists in JNDI. Note that the existing object might be of a different type to the one being created as Connection Factories, Destinations and other JNDI objects all share the same namespace within a given JNDI context. To locate the existing object, select the JMS context tree node to display all objects within that JNDI location.

Response

Choose a different name for the new object, or delete the existing object.

AMQ4416

The object *<insert_0>* could not be created because you do not have authority to create objects, or there is no connection to the context.

Severity

20 : Error

Explanation

If the JNDI service provider is LDAP then the connection might not have a sufficient level of security to create objects.

If the JNDI service provider is a file system then the bindings file might be read-only,

or there is no connection to the context.

Response

Connect to the JNDI service provider with the correct level of security, or ensure the permissions on the bindings file are correct and try again.

AMQ4417

The Local address could not be set to the value *<insert_0>*.

Severity

20 : Error

Explanation

The Local address must be a valid address in the form ip_address(port-number), where the port number can be a specific port, a range of ports (low-port,high-port), or can be omitted. A host name can be specified instead of an IP address.

Response

Correct the Local address and try again.

AMQ4418

The SSL Peer name could not be set to the value *<insert_0>*.

Severity

20 : Error

Explanation

SSL Peer name must be a valid Distinguished Name.

Response

Enter a valid SSL Peer name.

AMQ4419

The JNDI context was opened out of order.

Severity

20 : Error

Explanation

A context which is already open cannot be opened again.

Response

Check for FFSTs to determine the reason for the error.

AMQ4420

The JNDI context was closed out of order.

Severity

20 : Error

Explanation

A context which is already closed cannot be closed again.

Response

Check for FFSTs to determine the reason for the error.

AMQ4421

The connection could not be made to the JNDI service provider. This could be either because the physical connection has been broken, or the distinguished name in the provider URL or the distinguished name provided for the security credentials is not valid.

Severity

20 : Error

Explanation

The name provided must be a properly formed distinguished name, valid on the specified JNDI service provider.

Response

Correct the distinguished name and try again.

AMQ4422

There is a communication error connecting to the JNDI service provider with the provider URL *<insert_0>*.

Severity

20 : Error

Explanation

The connection to the JNDI service provider has timed out.

Response

Check the connection information and ensure that the service provider is running at the remote end and try again.

AMQ4423

The object *<insert_0>* could not be deleted because you do not have authority to delete objects.

Severity

20 : Error

Explanation

If the JNDI service provider is LDAP then the connection might not have a sufficient level of security to delete objects.

If the JNDI Service provider is a File system then the bindings file might be read-only.

Response

Connected to the JNDI service provider with the correct level of security or ensure the permissions on the bindings file are correct and try again.

AMQ4424

The requested level of security is not supported by the JNDI service provider.

Severity

20 : Error

Explanation

The level of security requested (none, simple or CRAM_MD5) is not supported by the JNDI service provider being used.

Response

Either change the level of security requested or the JNDI service provider and try again.

AMQ4425

It is not clear to which queue manager the value of the *<insert_0>* field on the *<insert_1>* page refers.

* Ensure that the queue manager is in WebSphere MQ Explorer.

* Ensure that the queue manager is running.

* Ensure that WebSphere MQ Explorer is connected to the queue manager.

* Ensure you have authority to list queues on the queue manager

* If there are two queue managers with the same name in WebSphere MQ Explorer, use the *<insert_0>* Select button to specify the queue manager again.

Severity

20 : Error

Explanation

WebSphere MQ Explorer needs to know exactly which queue manager to query to populate the object selection dialog.

Response

If the queue manager name is ambiguous, use the selection button to choose a running queue manager, before selecting the object.

AMQ4426

The location *<insert_0>* cannot be resolved.

Severity

20 : Error

Explanation

The specified location could not be found because it is not bound.

Response

Ensure that the details for the JNDI context are correct and the context itself is accessible. Try again.

AMQ4427

The JNDI service provider cannot be found

Severity

20 : Error

Explanation

A JNDI service provider has been entered that is not valid, or it cannot be found in the CLASSPATH.

Response

Correctly specify the JNDI service provider and try again.

AMQ4428

There is an error connecting to the JNDI service provider with the provider URL *<insert_0>*.

The host name or IP address is not correct.

Severity

20 : Error

Explanation

The connection to the JNDI service provider has timed out due to an incorrect host name or IP address.

Response

Correct the host name or IP address and try again.

AMQ4429

There is an error connecting to the JNDI service provider with the provider URL *<insert_0>*.

The host name or port number is not correct or the remote server is not running.

Severity

20 : Error

Explanation

The connection to the JNDI service provider has timed out due an incorrect host name or port number, or the remote server is not running.

Response

Check the host name and port number and ensure that the remote service provider is running.

AMQ4430

There is an error connecting to the JNDI service provider with the provider URL *<insert_0>*.

The Local area network (LAN) is not available.

Severity

20 : Error

Explanation

The connection to the JNDI service provider has timed out due to the LAN not being available.

Response

Ensure the LAN is available and try again.

AMQ4431

The object *<insert_0>* could not be updated as you do not have authority to update objects.

Severity

20 : Error

Explanation

If the JNDI service provider is LDAP, then the connection might not have a sufficient level of security to update objects.

If the JNDI Service provider is a file system, then the bindings file might be read-only.

Response

Connected to the JNDI service provider with the correct level of security, or ensure the permissions on the bindings file are correct and try again.

AMQ4432

There is a communication error with the JNDI service provider.

Severity

20 : Error

Explanation

The connection to the JNDI service provider has timed out.

Response

Ensure that the LAN is available and that the remote service provider is running, then try again.

AMQ4433

The object *<insert_0>* could not be renamed because you do not have authority to rename objects.

Severity

20 : Error

Explanation

If the JNDI service provider is LDAP, then the connection might not have a sufficient level of security to rename objects.

If the JNDI Service provider is a file system then the bindings file might be read-only.

Response

Connect to the JNDI service provider with the correct level of security, or ensure the permissions on the bindings file are correct and try again.

AMQ4434

The object *<insert_0>* could not be renamed to *<insert_1>* because the name already exists.

Severity

20 : Error

Explanation

Names within the JNDI namespace must be unique.

Response

Choose another name and try again.

AMQ4435

The field *<insert_0>* must start with the prefix *<insert_1>*

Severity

20 : Error

Explanation

The name entered must start with the given prefix.

Response

Correct the name and try again.

AMQ4436

The *<insert_0>* on the *<insert_1>* page cannot be *<insert_2>* when the *<insert_3>* on the *<insert_4>* page is *<insert_5>*.

Severity

20 : Error

Explanation

The given attributes are inconsistent.

Response

Change one or both of the attributes to make them consistent.

AMQ4437

Unknown event; type *<insert_0>*.

Severity

20 : Error

Explanation

The JMS Administration plugin encountered an unexpected event.

Response

Check for FFSTs to determine the reason for the error.

AMQ4438

The value *<insert_3>* from the parameter *<insert_0>* *<insert_1>* of class *<insert_2>* cannot be converted into a URL.

Severity

20 : Error

Explanation

The JMS Administration plugin encountered an unexpected URL string.

Response

Check for FFSTs to determine the reason for the error.

AMQ4439

The last non-blank character of *<insert_0>* must be an asterisk.

Severity

20 : Error

Explanation

The name entered must end with an asterisk.

Response

Correct the name and try again.

AMQ4440

The following error was encountered when setting the field *<insert_0>*.

<insert_1>

Severity

20 : Error

Explanation

A JMS exception was generated when setting the SSL CRL

Response

Check that all the URLs in the SSL CRL field are in the format "ldap://host".

AMQ4441

The type of the object underlying the JMS Parameter *<insert_0>* *<insert_1>* is unexpected: *<insert_2>*.

Severity

20 : Error

Explanation

The JMS Administration plugin encountered an unexpected object type.

Response

Check for FFSTs to determine the reason for the error.

AMQ4442

Unexpected JMS Exception: pcfid: *<insert_0>* *<insert_1>*, object type: *<insert_2>*, JMS error *<insert_3>* *<insert_4>*.

Severity

20 : Error

Explanation

The JMS Administration plugin encountered an unexpected JMS error.

Response

Check for FFSTs to determine the reason for the error.

AMQ4443

One or more JNDI errors prevented objects being retrieved from the namespace. The last of these errors was *<insert_0>* for the object *<insert_1>*.

Severity

30 : Severe error

Explanation

An unexpected JNDI error prevented the operation from completing. The objects might have been damaged and cannot be retrieved from the namespace. Damaged objects are shown in WebSphere MQ Explorer

Response

Either delete the object (using the Explorer), or repair it using some other tool.

AMQ4444

One or more JNDI errors prevented objects being looked up from the namespace. The last of these errors was *<insert_0>* for the object *<insert_1>*.

The JNDI service provider returned the following message text:

<insert_2>.

Severity

30 : Severe error

Explanation

An unexpected JNDI error prevented the operation from completing. The objects might have been damaged and cannot be retrieved from the namespace. Damaged objects are shown in WebSphere MQ Explorer

Response

Either delete the object (using the Explorer), or repair it using some other tool.

AMQ4445

The following error, reported by JNDI, prevented the transport being changed for the object: *<insert_1>*.

<insert_0>.

Severity

30 : Severe error

Explanation

The objects might have properties which prevent the transport being changed.

Response

Before trying to change the transport, change any conflicting properties.

AMQ4446

You are about to remove the Initial context *<insert_0>* (*<insert_1>*) from WebSphere MQ Explorer. Are you sure that you want to continue?

Severity

0 : Information

Explanation

If you remove this Initial context, it will no longer be displayed in WebSphere MQ Explorer. The context itself and its contents, will not be deleted.

Response

Continue only if you want to remove the context from WebSphere MQ Explorer.

AMQ4447

Are you sure that you want to delete the JMS object *<insert_0>* (*<insert_1>*)?

Severity

0 : Information

Explanation

The JMS object will be permanently removed from the JMS Context.

Response

Continue only if you want to permanently delete the object.

AMQ4448

The *<insert_0>* on the *<insert_1>* page cannot be specified when the *<insert_2>* on the *<insert_3>* page has not been specified.

Severity

20 : Error

Explanation

The given attributes are inconsistent.

Response

Change one or both of the attributes to make them consistent.

AMQ4449

The factory class location *<insert_0>* is not valid.

Severity

20 : Error

Explanation

The factory class location must be in a URL format.

Response

Remove the Initial context from WebSphere MQ Explorer and add it again.

AMQ4450

This operation is not supported. The following message contains text from the JNDI service provider which might not be translated:

<insert_0>

Use this message to help you diagnose the problem.

Severity

20 : Error

Explanation

The JNDI provider does not support the operation performed. One common problem is trying to connect without a password.

Response

Determine and solve the problem from the JNDI error message and try again.

AMQ4451

The *<insert_0>* property on the JMS object *<insert_1>* is set to *<insert_2>* but WebSphere MQ Explorer is not connected to a queue manager with that name.

Severity

20 : Error

Explanation

To create the appropriate object on the queue manager, WebSphere MQ Explorer must be connected to it.

Response

Add the required queue manager to WebSphere MQ Explorer and ensure that it is connected before attempting this operation again.

AMQ4452

The coupling-facility structure name specified in the queue definition for this queue is not defined in the CFRM data set, or is not the name of a list structure.

Severity

20 : Error

Explanation

An MQOPEN or MQPUT1 call was issued to access a shared queue, but the call failed because the coupling-facility structure name specified in the queue definition is not defined in the CFRM data set, or is not the name of a list structure.

Response

Modify the queue definition to specify the name of a coupling-facility list structure that is defined in the CFRM data set.

AMQ4453

The storage class defined for this queue does not exist.

Severity

20 : Error

Explanation

The MQPUT or MQPUT1 call was issued, but the storage-class object defined for the queue does not exist.

Response

Create the storage class object required by the queue, or modify the queue definition to use an existing storage class. The name of the storage class object used by the queue is given by the StorageClass queue attribute.

AMQ4454

There is an error associated with this channel.

Severity

20 : Error

Explanation

A possible error cause is that the channel references a host name that cannot be resolved.

Response

Ensure that all of the properties for the channel have been defined correctly. Ensure that the channel references a host name that can be resolved.

AMQ4455

The Distinguished Name specified is not valid.

Severity

20 : Error

Response

Ensure that a valid Distinguished Name is specified.

AMQ4456

The DB2 subsystem is currently not available.

Severity

20 : Error

Explanation

An MQOPEN, MQPUT1, or MQSET call was issued to access a shared queue, but the call failed because the queue manager is not connected to a DB2 subsystem. As a result, the queue manager is unable to access the object definition relating to the shared queue. A possible cause for this error is that the DB2 subsystem is being restarted.

Response

Configure the DB2 subsystem so that the queue manager can connect to it. Ensure that the DB2 subsystem is available and running.

AMQ4457

The value *<insert_0>* from attribute *<insert_1>* on JMS object *<insert_2>* is not a valid name for an MQ object.

Severity

20 : Error

Explanation

The value of the specified attribute either contains invalid characters or is an invalid length for an MQ object name.

Response

Modify the attribute value by removing any invalid characters or reducing the length.

AMQ4458

The property *<insert_0>* on JMS object *<insert_1>* could not be retrieved or updated.

Severity

20 : Error

Explanation

An error occurred while requesting or updating the value of a property on a JMS object.

Response

Check for FFST information to determine the reason for the error. If symptoms persist, contact your Systems Administrator.

AMQ4459

The *<insert_0>* property on the JMS object *<insert_1>* is set to *<insert_2>* but no known queue managers of that name support the creation of administrative topic objects.

Severity

20 : Error

Explanation

To create the appropriate object on the queue manager, it must support the creation of administrative topic objects.

Response

Either add a queue manager of the appropriate name and that supports the creation of administrative topics to WebSphere MQ Explorer, or modify the JMS object property. Try the operation again.

AMQ4460

The default remote administration listener LISTENER.TCP was created successfully.

Severity

0 : Information

Response

Message for information only.

AMQ4461

The default remote administration listener LISTENER.TCP could not be created.

Severity

10 : Warning

Explanation

A problem occurred when issuing a command to the command server to create the listener.

Response

Check that the command server is running on the queue manager and try again. If symptoms persist contact your System Administrator.

AMQ4462

Successfully added queue manager *<insert_0>*.

Severity

0 : Information

Explanation

The requested queue manager was successfully added to the list of known queue managers in the WebSphere MQ Explorer.

Response

Message for information only.

AMQ4463

The *<insert_0>* attribute on JMS object *<insert_1>* is set to *<insert_2>* but this is not a valid name for an MQ Queue Manager.

Severity

20 : Error

Explanation

The attribute must only contain valid characters and be of the appropriate length for an MQ Queue Manager name.

Response

Modify the attribute to the name of a real MQ Queue Manager.

AMQ4464

An error occurred while trying to connect to the queue manager. WebSphere MQ Explorer could not determine the name of the queue manager so it cannot be added.

Severity

20 : Error

Explanation

Queue manager names must be determined before adding them to the WebSphere MQ Explorer. Where an asterisk (*) is used to connect, the Queue Manager must be available so that the queue manager name can be determined.

Response

Ensure the required queue manager is available before attempting this operation again, or make the queue manager name explicit rather than using an asterisk (*).

AMQ4465

New attributes have been added to WebSphere MQ Explorer objects. Your existing user-defined schemes have not been updated. If you want your user-defined schemes to contain these new attributes, you must manually add the new attributes.

Severity

0 : Information

Response

Message for information only.

AMQ4466

Successfully connected to the queue manager *<insert_0>*. As the required queue manager name *<insert_1>* starts with an asterisk (*), there might be multiple queue managers that could result from the same connection. Are you sure that you want to add this queue manager?

Severity

0 : Information

Explanation

The queue manager name used to connect starts with an asterisk (*). This means that the same connection details could be used to connect to multiple queue managers.

Response

Add the queue manager specified if it is the one you required.

AMQ4467

The filter has not been removed because it is still required by other plug-ins.

Severity

10 : Warning

Explanation

Other plug-ins have responded to the attempted removal of this filter by indicating that they are still using it.

Response

Ensure that the other plug-ins have finished using the filter before trying to delete it again.

AMQ4468

The filter named *<insert_0>* is used by the following automatic sets: *<insert_1>* Are you sure that you want to delete this filter?

Severity

10 : Warning

Explanation

A confirmation is required before the specified filter is deleted. The name is provided in the message.

Response

Continue only if you want to permanently delete the filter.

AMQ4469

The automatic set `<insert_0>` no longer has any filters to decide its membership.

Severity

10 : Warning

Explanation

The only filter that this set was using has been deleted. An automatic set needs at least one filter to determine which objects should be members of the set.

Response

Press OK to edit this set and in the Edit Set dialog, select one or more filters to use with this set.

AMQ4470

The Provider Version is not in the correct form.

Severity

20 : Error

Explanation

The Provider Version consists of up to 4 groups of digits separated with periods (.)but not ending with one, 63, 1.2 or 1.2.34.56 for example. Alternatively you can enter the word 'unspecified'.

Response

Correct the provider version and try again.

AMQ4471

Are you sure that you want to delete the set named `<insert_0>`?

Note that deleting a set does not delete its members.

Severity

10 : Warning

Explanation

A confirmation is required before the specified set is deleted.

Response

Continue only if you want to permanently delete the set.

AMQ4472

The WMQ_Schemes.xml file used to save schemes is incomplete.

A backup copy of this file has been made:

`<insert_0>`.

Where possible, user-defined schemes from this file have been extracted and retained,

but it is possible that some have been lost.

Severity

10 : Warning

Explanation

When reading in schemes from the WMQ_Schemes.xml file, some required information was missing.

Response

Re-create user-defined schemes where necessary. Refer to the backup copy of the schemes file that was created to identify what has been changed.

AMQ4473

The WMQ_Schemes.xml file used to save schemes was found to be in an invalid format.

A backup copy of this file was made:

`<insert_0>`.

All user-defined schemes must be re-created.

Severity

10 : Warning

Explanation

WebSphere MQ Explorer was unable to process the WMQ_Schemes.xml file as it had an invalid format. It was possibly truncated.

Response

Re-create all user-defined schemes. If possible, refer to the backup copy of the schemes file to obtain information.

AMQ4474

The WMQ_Filters.xml file used to save filters is incomplete. A backup copy of this file has been made: *<insert_0>*. Where possible, user-defined filters from this file have been extracted and retained, but it is possible that some have been lost.

Severity

10 : Warning

Explanation

When reading in filters from the WMQ_Filters.xml file, some required information was missing.

Response

Re-create user-defined filters where necessary. Refer to the backup copy of the filters file that was created to identify what has been changed.

AMQ4475

The WMQ_Filters.xml file used to save filters was found to be in an invalid format. A backup copy of this file was made: *<insert_0>*. All user-defined filters must be re-created.

Severity

10 : Warning

Explanation

WebSphere MQ Explorer was unable to process the WMQ_Filters.xml file as it had an invalid format. It was possibly truncated.

Response

Re-create all user-defined filters. If possible, refer to the backup copy of the filters file to obtain information.

AMQ4476

The WMQ_Sets.xml file used to save sets was found to be in an invalid format. A backup copy of this file was made: *<insert_0>*. All sets must be re-created.

Severity

10 : Warning

Explanation

WebSphere MQ Explorer was unable to process the WMQ_Sets.xml file as it had an invalid format. It was possibly truncated.

Response

Re-create all sets as necessary. If possible, refer to the backup copy of the sets file that was created to obtain information.

AMQ4477

The topic string supplied is invalid.

Severity

10 : Warning

Explanation

A topic string was missing or contained invalid characters.

Response

Ensure a topic string has been defined or that there are no invalid characters in the topic string.

AMQ4478

The publication could not be retained.

Severity

10 : Warning

Explanation

An attempt was made to publish a message on a topic, using the MQPMO_RETAIN option, but the publication could not be retained. The publication was not published to any matching subscribers. Retained publications are stored on the SYSTEM.RETAINED.PUB.QUEUE. Possible reasons for failure include the queue being full, the queue being 'put' inhibited, or the queue not existing.

Response

Ensure that the SYSTEM.RETAINED.PUB.QUEUE queue is available for use by the application.

AMQ4479

An MQOPEN or MQPUT1 call was issued, specifying an alias queue as the target, but the BaseObjectName in the alias queue attributes was not recognized as a queue or topic name.

Severity

20 : Error

Explanation

This error can also occur when BaseObjectName is the name of a cluster queue that cannot be resolved successfully.

Response

Correct the queue definitions.

AMQ4480

An MQOPEN or MQPUT1 call was issued, specifying an alias queue as the target, but the BaseObjectName in the alias queue definition resolves to a queue that is not a local queue, or local definition of a remote queue.

Severity

20 : Error

Response

Correct the queue definitions.

AMQ4481

An error occurred when unsubscribing from the topic. The operation failed with reason code *<insert_0>*.

Severity

20 : Error

Response

Use the reason code to determine the underlying reason for the failure.

AMQ4482

An error occurred when obtaining a publication. The operation failed with reason code *<insert_0>*.

Severity

20 : Error

Explanation

An error occurred when performing a get operation for the subscribed topic. The topic was automatically unsubscribed.

Response

Use the reason code to determine the underlying reason for the failure.

AMQ4483

An error occurred when publishing a message on the topic. The operation failed with reason code *<insert_0>*.

Severity

20 : Error

Response

Use the reason code to determine the underlying reason for the failure.

AMQ4484

An error occurred when obtaining the topic string for a publication. The operation failed with reason code *<insert_0>*.

Severity

20 : Error

Explanation

The topic was automatically unsubscribed.

Response

Use the reason code to determine the underlying reason for the failure.

AMQ4485

This action removes the retained publication from the topic string *<insert_0>* on the selected queue manager only.

Are you sure you want to clear the retained publication?

Severity

10 : Warning

Explanation

A confirmation is required before the retained publication is cleared.

Response

Continue only if you want to permanently clear the retained publication on this topic string.

AMQ4486

The retained publication on the topic string *<insert_0>* has been successfully cleared.

Severity

0 : Information

Response

Message for information only.

AMQ4487

Error initialising *<insert_0>*.

Severity

30 : Severe error

Explanation

An error occurred while starting this application.

Response

Check that the WebSphere MQ runtime libraries are available and the PATH system environment variable includes the directory for these runtime libraries.)

AMQ4488

Unable to locate a Web browser, information centre, or IBM Eclipse Help System to display the help.

Severity

10 : Warning

Explanation

To launch the help system, the Web browser or information centre or IBM Eclipse Help System must be included in the PATH system environment variable.

Response

Install the information centre or IBM Eclipse Help System or set the available Web browser on the system path. Re-launch the application and try again.

AMQ4489

Error launching the IBM Eclipse Help System.

Severity

10 : Warning

Explanation

The application failed to create an instance of the IBM Eclipse Help System.

Response

Check that the IBM Eclipse Help System has been installed.

AMQ4490

Error starting the IBM Eclipse Help System.

Severity

10 : Warning

Explanation

The application failed to start the IBM Eclipse Help System.

Response

Check that the IBM Eclipse Help System has been installed.

AMQ4491

Error launching the help system with a Web browser.

Severity

10 : Warning

Explanation

The application failed to launch the help system through a Web browser.

Response

Check that the Web browser specified in the system path is working.

AMQ4492

Error launching the help system with IBM Eclipse Help System.

Severity

10 : Warning

Explanation

The application failed to launch the help system through IBM Eclipse Help System.

Response

Check that the IBM Eclipse Help System has been installed.

AMQ4493

The help documentation is not available on the system.

Severity

10 : Warning

Explanation

The application failed to locate the help documentation on the system.

Response

Check that the available help documentation for WebSphere MQ is installed.

AMQ4494

Unable to locate a Web browser in the system path.

Severity

10 : Warning

Explanation

The application failed to locate a Web browsers in the system path.

Response

Check that a suitable Web browser is specified in the system path.

AMQ4495

This action resynchronizes all the proxy subscriptions with all other directly connected queue managers in all clusters and hierarchies in which this queue manager is participating.

Are you sure you want to continue with this action?

Severity

10 : Warning

Explanation

This should only be used if the queue manager is receiving proxy subscriptions that it should not be, or is not receiving proxy subscriptions that it should be.

Missing proxy subscriptions can be observed if the closest matching Topic definition has been specified with Publication scope or Subscription scope set to Queue Manager, or if it has an empty or incorrect Cluster name.

Extraneous proxy subscriptions can be observed if the closest matching Topic definition has been specified with Proxy subscription behaviour set to Force.

Response

Check the Topic definitions before resynchronizing the proxy subscriptions.

AMQ4496

The request to refresh the proxy subscriptions was accepted by WebSphere MQ.

Severity

0 : Information

Response

Message for information only.

AMQ4497

The topic string has already been specified for another topic. Enter a different topic string.

Severity

10 : Warning

Response

Enter a different topic string.

AMQ4498

This action removes the retained publication from the topic string *<insert_0>* on all queue managers connected in the Publish/Subscribe cluster.

Are you sure you want to clear the retained publication?

Severity

10 : Warning

Explanation

A confirmation is required before the retained publication is cleared.

Response

Continue only if you want to permanently clear the retained publication on this topic string.

AMQ4499

The queue attribute for the JMS queue *<insert_0>* is empty. A queue name needs to be entered before mapping the JMS queue to an MQ queue.

Severity

10 : Warning

Explanation

The user has not entered a queue name for the JMS Queue and therefore an MQ Queue can not be created.

Response

Enter a value for the queue attribute on the JMS Queue and then try to create the MQ Queue again.

AMQ4500

Are you sure that you want to forcibly remove queue manager *<insert_0>* from cluster *<insert_1>*?

Severity

10 : Warning

Explanation

You should only forcibly remove a queue manager from a cluster when it has already been deleted and cannot be removed from the cluster in the normal way. A confirmation is required before the queue manager is forcibly removed.

Response

Continue only if you want to forcibly remove the queue manager.

AMQ4501

The queue manager was successfully removed from the cluster. This might take some time to be reflected in the WebSphere MQ Explorer.

Severity

0 : Information

Explanation

The queue manager will still appear as a member of the cluster until the configuration changes have been sent across the network and the cluster channels to the queue manager have become inactive. This might take a long time.

AMQ4502

You have shared the queue in cluster *<insert_0>*. The queue manager is not a member of this cluster.

Severity

10 : Warning

Response

To make the queue available to the members of this cluster, you must join the queue manager to the cluster.

AMQ4503

The list of values is too long.

Severity

10 : Warning

Explanation

The list of values that you have entered is too long. The maximum number of characters allowed for this value is *<insert_0>*.

AMQ4504

The value is too long.

Severity

10 : Warning

Explanation

You have entered a value containing too many characters. The maximum number of characters allowed for each value of this attribute is *<insert_0>*.

AMQ4505

There are too many entries in the list.

Severity

10 : Warning

Explanation

You have entered too many values in the list. The maximum number of values is *<insert_0>*.

AMQ4506

Cannot connect to queue manager *<insert_0>*. It cannot be removed from the cluster in the normal way.

Severity

10 : Warning

Response

Try the operation again when the queue manager is available. If the queue manager no longer exists, you can choose to forcibly remove the queue manager from the cluster.

AMQ4507

The remote queue manager is not using TCP/IP.

Severity

10 : Warning

Explanation

The connection information available for the remote queue manager uses a communication protocol other than TCP/IP. The WebSphere MQ Explorer cannot connect to the queue manager to remove it from the cluster in the normal way.

Response

If the queue manager no longer exists, you can choose to forcibly remove the queue manager from the cluster.

AMQ4508

The queue manager successfully left the cluster.

Severity

0 : Information

Explanation

The queue manager will still appear as a member of the cluster until the configuration changes have been sent across the network and the cluster channels to the queue manager have become inactive. This might take a long time.

AMQ4509

The request to suspend membership of the cluster has been accepted.

Severity

0 : Information

Response

Message for information only.

AMQ4510

The request to resume membership of the cluster has been accepted.

Severity

0 : Information

Response

Message for information only.

AMQ4511

The queue manager is not a member of the cluster.

Severity

0 : Information

Response

Message for information only.

AMQ4512

An error occurred while performing a cluster operation. The operation failed with error *<insert_0>*.

Severity

0 : Information

Response

Message for information only.

AMQ4513

The request to refresh the information about the cluster has been accepted.

Severity

0 : Information

Response

Message for information only.

AMQ4514

The queue manager is not a member of cluster *<insert_0>*.

Severity

10 : Warning

Explanation

The object that you have shared in the cluster will not be available to other members of the cluster until you make this queue manager a member of the cluster.

AMQ4515

The repository queue manager for cluster *<insert_0>* is not available for connection.

Severity

10 : Warning

Explanation

Views showing cluster queues in this cluster might not be complete.

AMQ4516

Cluster workload exit error.

Severity

10 : Warning

Explanation

The queue manager's cluster workload exit failed unexpectedly or did not respond in time.

AMQ4517

Cluster resolution error.

Severity

10 : Warning

Explanation

The definition of the cluster queue could not be resolved correctly because a response from a repository queue manager was not available.

AMQ4518

AMQ4518=A call was stopped by the cluster exit.

Severity

10 : Warning

Explanation

The queue manager's cluster workload exit rejected a call to open or put a message onto a cluster queue.

AMQ4519

No destinations are available.

Severity

10 : Warning

Explanation

At the time that the message was put, there were no longer any instances of the queue in the cluster.

AMQ4520

The WebSphere MQ Explorer could not initialize TCP/IP. Administration of remote queue managers and clusters is not possible.

Severity

10 : Warning

AMQ4521

The text you entered contained a comma (,) which is used as a list separator character.

Severity

10 : Warning

Explanation

This value does not accept lists.

Response

If you want to use a comma as part of a value, enclose the value in double quotes.

AMQ4522

The wizard was unable to add the queue manager to the cluster.

All changes will be rolled back.

Severity

10 : Warning

Explanation

A problem occurred while defining objects or modifying the queue manager's properties.

Response

Ensure that the default objects exist for the queue manager.

AMQ4523

The wizard was unable to add one of the queue managers to the cluster.

All changes will be rolled back.

Severity

10 : Warning

Explanation

A problem occurred while defining objects or modifying one of the queue managers' properties.

Response

Ensure that the default objects exist for the queue manager.

AMQ4524

The queue manager *<insert_0>* is the source repository in cluster *<insert_1>*. Removing this queue manager from the cluster prevents further repository actions from being run. To enable repository actions again, re-select another queue manager as the source of information. Are you sure that you want to remove this queue manager?

Severity

10 : Warning

Explanation

To be able to display cluster information, the clustering component of the WebSphere MQ Explorer requires at least one full repository to be selected as the source. Removing the last full repository prevents the display of cluster members, and hence will prevent cluster actions being run on these full repositories.

Response

Select Yes if you want to remove the source repository, even though it will prevent access to remaining cluster information.

AMQ4525

Cluster workload exit load error.

Severity

10 : Warning

Explanation

The queue manager's cluster workload exit failed to load.

Response

Check that the cluster workload exit exists and the name has been specified correctly.

AMQ4526

During the import further plug-ins were enabled. Do you want to import their settings?

Severity

0 : Information

Explanation

The import file contains settings for the plug-ins enabled during the import.

Response

Select Yes to import the settings.

AMQ4527

Default Configuration is already running.

Severity

10 : Warning

Explanation

There is an instance of default configuration already running on the system.

Response

Use the previously launched default configuration application. If you fail to get the previous default configuration dialog, stop the jvm running the application and try re-launching the application.

AMQ4528

The file selected does not contain any import settings.

Severity

20 : Error

Response

Select another file and try again.

AMQ4529

Put message failed. The page set ID specified for the storage class defined for this queue is not valid.

Severity

20 : Error

Explanation

The MQPUT or MQPUT1 call was issued, but the page set id specified in the storage class object defined for the queue is not valid.

Response

Correct the page set ID value in the storage class definition used by this queue and try again. If the error persists contact your System Administrator.

AMQ4530

The request to create and start a new z/OS listener was accepted.

Severity

0 : Information

Explanation

A user request to create the listener was accepted by WebSphere MQ.

Response

Message for information only.

AMQ4531

The subscription is in use.

Severity

20 : Error

Explanation

An attempt was made to delete or change a subscription in use.

Response

Ensure that the subscription is not in use and try again.

AMQ4570

The requested application is either not installed or could not be launched.

Severity

20 : Error

Response

Check that the corresponding product feature has been installed successfully. If symptoms persist contact your System Administrator.

AMQ4571

Are you sure that you want to change the location of the Key Repository for queue manager *<insert_0>*?

Severity

10 : Warning

Explanation

You might prevent the queue manager from starting if you change the Key Repository field to a location which is not valid.

Response

Ensure that the location specified is correct before continuing.

AMQ4572

The request to refresh the information about all clusters has been accepted.

Severity

0 : Information

Response

Message for information only.

AMQ4573

A queue manager has not been entered in the *<insert_0>* field on the *<insert_1>* page. A value must be entered in this field before the Select button can be used to set the *<insert_2>* field. Note that this value can also be entered manually.

Severity

20 : Error

Explanation

WebSphere MQ Explorer needs to know exactly which queue manager to query to populate the object selection dialog.

Response

Enter a valid value into the appropriate field

AMQ4574

IBM WebSphere Explorer is already running.

Severity

30 : Severe error

AMQ4575

An error occurred initializing the data model.

Severity

30 : Severe error

AMQ4576

The working directory *<insert_0>* is not valid.

Severity

30 : Severe error

AMQ4577

An error occurred initializing the process.

Severity

30 : Severe error

AMQ4578

An error occurred loading the messages file *<insert_0>*.

Severity

30 : Severe error

AMQ4579

An error occurred loading the system libraries.

Severity

30 : Severe error

AMQ4580

An internal method detected an unexpected system return code. The method *<insert_0>* returned *<insert_1>*.

Severity

30 : Severe error

Response

Examine the problem determination information on this computer to establish the cause of the error.

AMQ4581

Parameter check failed on the internal function *<insert_0>*. The error was *<insert_1>*.

Severity

30 : Severe error

Response

Examine the problem determination information on this computer to establish the cause of the error.

AMQ4582

Queue manager *<insert_0>* is not available for client connection.

Severity

30 : Severe error

Response

Ensure the queue manager is running and is configured to accept remote connections.

AMQ4583

Queue manager *<insert_0>* is not available for connection.

Severity

30 : Severe error

Response

Ensure the queue manager is running.

AMQ4584

Queue manager *<insert_0>* is not available for cluster connection.

Severity

30 : Severe error

Response

Ensure that the queue manager is running. If the queue manager has been deleted it might continue to be displayed as a member of a cluster for up to 30 days.

AMQ4585

An internal method *<insert_0>* encountered an unexpected error.

Severity

30 : Severe error

Response

Examine the problem determination information on this computer to establish the cause of the error.

AMQ4586

The attempt to create the URL for file *<insert_0>* failed.

Severity

30 : Severe error

Explanation

The file name specified was not recognized.

Response

Ensure that the file exists at the specified location and can be read.

AMQ4587

The attempt to read from URL *<insert_0>* failed.

Severity

30 : Severe error

Explanation

There was an error when the system tried to read the Client channel definition table.

Response

Ensure that the file exists at the specified location and can be read.

AMQ4588

The attempt to read from URL *<insert_0>* failed.

Severity

30 : Severe error

Explanation

There was an error when the system tried to read the file.

Response

Ensure that the file exists at the specified location and can be read.

AMQ4589

No connection was found to application *<insert_0>*.

Severity

10 : Warning

Explanation

The connection was not found. Possibly the connection was closed before the command was issued.

Response

Check that the application connection has not been closed in the background.

AMQ4590

The queue manager connection to application *<insert_0>* could not be closed.

Severity

20 : Error

Explanation

The connection could not be closed due to a PCF error.

Response

Check for FFSTs.

AMQ4591

The command server for *<insert_0>* is not running.

Severity

30 : Severe error

Explanation

The command server has stopped for some reason, so the request cannot be processed.

Response

Start the command server. If the error persists, examine the problem determination information to see if any details have been recorded.

AMQ4592

The connection was closed successfully.

Severity

0 : Information

Explanation

The request to close the connection to an application was successful.

Response

Message for information only.

AMQ4593

Do you really want to stop the connection to application *<insert_0>*

Severity

0 : Information

Explanation

WebSphere MQ explorer is about to stop a connection, stopping the connection will prevent further communication between MQ and the application in question.

Response

Select yes if you want to stop the connection.

AMQ4594

The queue manager connection to application *<insert_0>* has not been closed.

Severity

0 : Information

Explanation

Certain WebSphere MQ queue manager processes cannot be stopped.

Response

Message for information only.

AMQ4595

No response was received to the request to close the connection to application *<insert_0>*.

Severity

30 : Severe error

Explanation

The command server might no longer be running.

Response

If the error persists, examine the problem determination information to see if any details have been recorded.

AMQ4596

Key store file *<insert_0>* cannot be found.

Severity

10 : Warning

Explanation

The SSL key store or trust store does not exist.

Response

Create a new store file or change the connection property. Then try the request again.

AMQ4597

No certificates were loaded from key store file *<insert_0>*.

Severity

10 : Warning

Explanation

The SSL key store or trust store does not contain any certificates.

Response

Add the appropriate certificates to the key store file. Then try the request again.

AMQ4598

Key store file *<insert_0>* could not be opened with the given password.

Severity

10 : Warning

Explanation

The SSL key store or trust store could not be opened.

Response

Change the password. Then try the request again.

AMQ4599

Changing the FIPS required setting will affect all client connections using SSL and requires the WMQ Explorer to be restarted. Are you sure that you want to restart the WMQ Explorer now ?

Severity

10 : Warning

Explanation

The FIPS required value is an application-wide setting and can only be changed from the Preferences page. All client connections using SSL will be affected by this setting.

Response

Restart the WMQ Explorer to apply this change.

AMQ4600

The password store *<insert_0>* could not be opened using the given key.

Severity

10 : Warning

Explanation

The given password store file cannot be opened.

Response

Make sure the password store file exists. Enter a different key and try again.

AMQ4601

Do you want to copy entries from the old password store to the new one?

Severity

10 : Warning

Explanation

The user has changed the name of the password store file.

Response

Click Yes to copy entries to the new file.

AMQ4602

Unable to validate the given key for password store *<insert_0>*.

Severity

10 : Warning

Explanation

The password store cannot be opened with the given key.

Response

Enter a different key and try the operation again.

AMQ4603

Invalid password store <insert_0>.

Severity

10 : Warning

Explanation

The given file name is the name of a directory.

Response

Enter a valid file name.

AMQ4604

Password store <insert_0> is read-only.

Severity

10 : Warning

Explanation

WMQ Explorer only has read access to the given file name.

Response

Specify the name of a file that has both read and write access.

AMQ4605

Format of password store <insert_0> is unknown.

Severity

10 : Warning

Explanation

The contents of the given password store file is unknown. This may be an existing XML file which has not been created as a password store or a non-XML file.

Response

Specify an existing password store file name or specify a new XML file.

AMQ4606

Password store <insert_0> was not opened.

Severity

10 : Warning

Explanation

The user chose not to open the password store.

Response

Restart the WMQ Explorer to open the password store or use the Password preference page.

AMQ4607

Queue manager has been disabled for Publish/Subscribe operations.

Severity

10 : Warning

Explanation

An error occurred trying to perform a publish or subscribe operation.

Response

Change the PSMODE attribute on the queue manager to enable Publish/Subscribe operations.

AMQ4608

The specified destination does not exist.

Severity

30 : Severe error

Explanation

An error occurred trying to create a new subscription.

Response

Change the destination name and try again.

AMQ4609

The listener was started.

Severity

0 : Information

Explanation

The request to start a listener was successful.

Response

Message for information only.

AMQ4610

Invalid connection name.

Severity

10 : Warning

Explanation

The connection name in the channel definition could not be resolved into a network address. Either the name server does not contain the entry, or the name server was not available.

Response

Ensure that the connection name is correctly specified and that the name server is available.

AMQ4611

Applying these changes will disconnect the queue manager and reconnect with the new details. Do you want to continue?

Severity

0 : Information

Explanation

Connection details have been changed to a connected queue manager. Without reconnecting, the current connection details can not be seen.

Response

Select yes to continue or no to cancel the changes.

AMQ4700

PCF command identifier (<insert_0>) not valid for queue manager <insert_1>.

Severity

10 : Warning

Explanation

The specified PCF command is not supported by this queue manager.

AMQ4701

The command level of the queue manager does not support the requested version of the command.

Severity

10 : Warning

Explanation

There is a mismatch between the command requested and the command level supported by the queue manager. This might be because an intermediate queue manager is being used which is of a lower command level than the remote queue manager.

Response

Ensure that the intermediate queue manager is at the same or higher command level than the queue manager it is being used to connect to. If necessary, reconnect to the queue manager using a different intermediate queue manager.

AMQ4702

The current filter not supported for queue manager <insert_0>.

Severity

10 : Warning

Explanation

The filter being applied to this view is not supported by this queue manager.

Response

Ensure that the filter settings are supported by the queue manager.

**AMQ4766**

Setup needs to install or upgrade this computer to version 2.0 of Microsoft Windows Installer. (MSI).

Explanation

After the upgrade you might need to reboot.

Response

Select Yes or No to Proceed.

**AMQ4800**

Error initializing <insert_0>.

Severity

30 : Severe error

Explanation

An error occurred while starting this application.

Response

Check that the WebSphere MQ runtime libraries are available.

Check that the PATH system environment variable includes the directory for these runtime libraries.)

AMQ4801

Error getting the location of the help system.

Severity

10 : Warning

Explanation

To launch the standalone Eclipse help system, the WebSphere MQ file transfer application needs to know where it is installed.

Response

Check that Eclipse has been installed with WebSphere MQ.

AMQ4802

Error launching the help system.

Severity

10 : Warning

Explanation

The WebSphere MQ file transfer application failed to create an instance of the Eclipse standalone help system.

Response

Check that Eclipse has been installed with WebSphere MQ.

AMQ4803

Error starting the help system.

Severity

10 : Warning

Explanation

The WebSphere MQ file transfer application failed to start the standalone Eclipse system.

Response

Check that Eclipse has been installed with WebSphere MQ.

AMQ4805

Error saving the history log file.

Severity

10 : Warning

Explanation

The WebSphere MQ file transfer application could not read the history log file. This file is called com.ibm.mq.fta.log.ser and is in your home directory.

On Windows, this is %APPDATA%\IBM\WebSphere MQ FileTransferApp

On Unix, this is \$HOME/.mqdata

Response

Check that the read/write properties on this file allow you to write to it.

AMQ4806

Error reading the history log.

Severity

10 : Warning

Explanation

The WebSphere MQ file transfer application could not read the history log file. This file is called com.ibm.mq.fta.log.ser and is in your home directory.

On Windows, this is %APPDATA%\IBM\WebSphere MQ FileTransferApp

On Unix, this is \$HOME/.mqdata

Response

Check that the read/write properties on this file allow you to write to it.

AMQ4807

The message size specified (<insert_0>) is outside the permitted range.

Severity

10 : Warning

Response

Specify a value of 1000 to 100 000 000.

AMQ4808

Unknown <insert_0> <insert_1>.

Severity

10 : Warning

Explanation

The named entity for the given type is not defined on the system.

Response

Make sure the entity is defined and it matches the type of entity.

AMQ4809

You are about to delete the authority for <insert_0> to <insert_1>. Are you sure that you want to continue?

Severity

10 : Warning

Explanation

You must confirm that you want to delete the specified authority. The entity name and object name are provided in the message.

Response

Continue only if you want to permanently delete the authority.

AMQ4810

The authority for <insert_0> to <insert_1> was deleted successfully.

Severity

0 : Information

Response

Message for information only.

AMQ4811

The authority was created successfully.

Severity

0 : Information

Response

Message for information only.

AMQ4812

You are about to delete all create authorities for <insert_0>. Are you sure that you want to continue?

Severity

10 : Warning

Explanation

You must confirm that you want to delete the specified authority. The entity name is provided in the message.

Response

Continue only if you want to permanently delete the authority.

AMQ4813

You are about to refresh SSL security for <insert_0>. This might affect the running status of active channels. Are you sure that you want to continue?

Severity

10 : Warning

Explanation

A confirmation is required before the refresh command is issued. Certain active channel types might be stopped as a result of this command. The queue manager name is provided in the message.

Response

Continue only if you want to refresh SSL security.

AMQ4814

The command server is not allowing security requests.

Severity

10 : Warning

Explanation

The command server has been started with the "-a" option which blocks security related PCFs.

Response

Restart the command server without using the "-a" option.

AMQ4815

You are about to add authority for a non-generic profile name <insert_0>. Are you sure that you want to continue?

Severity

10 : Warning

Explanation

You chose to add authorities for a generic profile name, but entered the name for a specific profile.

Response

Continue if you want to add authority for a specific profile name.

AMQ4816

The list of authorizations held internally by the authorization services component will be refreshed. Are you sure that you want to continue?

Severity

10 : Warning

Explanation

A confirmation is required before the refresh command is issued.

Response

Continue only if you want to refresh authorization service component security.

AMQ4817

The in-storage profiles for the requested resources will be refreshed. Are you sure that you want to continue?

Severity

10 : Warning

Explanation

A confirmation is required before the refresh command is issued to the WebSphere MQ in-storage ESM (External Security Manager).

Response

Continue only if you want to refresh the ESM.

AMQ4818

No authority records were found.

Severity

10 : Warning

Explanation

There are no authority records matching the given request.

Response

Change the entity or profile name and try again.

AMQ4819

Unable to write to file <insert_0>.

Severity

10 : Warning

Explanation

You do not have write access to the given file name.

Response

Check that your userid has write access to the file name.

AMQ4820

A file called <insert_0> already exists. Do you want to replace this file?

Severity

0 : Information

Response

Confirm that you want to replace the file.

AMQ4821

This action replaces an existing authority record. Are you sure that you want to continue?

Severity

0 : Information

Explanation

An explicit authority record already exists for this entity. Creating a new authority record replaces the existing authority record.

Response

Continue only if you want replace the existing authority record.

AMQ4822

You must enter a specific profile name when using an entity name.

Severity

0 : Information

Response

Enter a specific profile name.

AMQ4823

Profile *<insert_0>* does not exist.

Severity

0 : Information

Explanation

The profile name entered by the user does not exist for the type of object.

Response

Change the name of the profile or use the select button and try again.

AMQ4824

Invalid profile name *<insert_0>*.

Severity

0 : Information

Explanation

The generic profile name entered by the user is not allowed.

Response

Change the name of the profile to match the supported wildcard characters and try again.

AMQ4825

The security exit class *<insert_0>* is invalid or cannot be found.

Severity

10 : Warning

Response

Ensure that the security exit class is available and that it implements the com.ibm.mq.MQSecurityExit interface.

AMQ4826

There is a security profile case conflict.

Severity

10 : Warning

Explanation

The security profile case attribute of the queue manager is different to that issued on the refresh command.

Response

Change the security profile case attribute of the queue manager or of the class specified on the refresh command.

AMQ4850

Further tests cannot be run because the WebSphere MQ Explorer Test Plug-in is currently in use.

Severity

10 : Warning

Explanation

You must either cancel these tests or wait for them to complete before initiating further tests.

Response

Either stop the current tests using the progress view, or wait until the current tests are completed.

AMQ4851

There are no tests available to run.

Severity

0 : Information

Explanation

The configuration used to launch these tests has no tests selected, this could be because no tests are selected, or there are no appropriate tests available.

Response

Try a different configuration which has tests enabled, or try testing from a different point to ensure that there are appropriate tests available.

AMQ4852

WebSphere MQ Explorer Test Plug-in initialization error.

Severity

20 : Error

Explanation

An error has occurred during initialization of the a Tests Plug-in. This might cause problems with running tests.

Response

Examine the problem determination information to see if any details have been recorded.

AMQ4853

The test cannot be disabled because no configurations currently have this test enabled.

Severity

0 : Information

Response

No further action is required; the test is already disabled.

AMQ4854

Finished running *<insert_0>* tests.

Severity

0 : Information

Explanation

The requested test run is complete, and the number of tests specified have been run. This message can be disabled from the Tests plug-in preferences.

Response

No further action is required; the test run has finished

AMQ4855

The test run was canceled.

Severity

0 : Information

Explanation

The requested test run was canceled as the result of a user request. This message can be disabled from the Tests plug-in preferences.

Response

Message for information only.

AMQ4856

Are you sure that you want to clear the subscription named *<insert_0>*?

For a managed destination, messages already queued to the destination will be deleted.

Severity

10 : Warning

Explanation

A confirmation is required before the subscription is cleared.

Response

Continue only if you want to clear the subscription.

AMQ4857

The Subscription was cleared.

Severity

0 : Information

Explanation

The subscription was cleared to a well defined state. For a managed destination any messages already queued to the destination were deleted.

Response

Message for information only.

AMQ4858

A parameter change has been detected.

Severity

0 : Information

Explanation

A parameter has been changed without using the WMQ Explorer.

Response

Refresh the WMQ Explorer view and try the operation again.

AMQ4859

The requested function is not available.

Severity

0 : Information

Explanation

WebSphere MQ Explorer was not able to carry out the function requested.

Response

Try again. If symptoms persist contact your System Administrator.

AMQ4999

An unexpected error (<insert_0>) has occurred.

Severity

10 : Warning

Explanation

An unlisted error has occurred in the system while retrieving PCF data.

Response

Try the operation again. If the error persists, examine the problem determination information to see if any details have been recorded.

Parent topic: [Diagnostic messages: AMQ4000-9999](#)

 This build: January 26, 2011 12:01:37

[Notices](#) | [Trademarks](#) | [Downloads](#) | [Library](#) | [Support](#) | [Feedback](#)

© Copyright IBM Corporation 1999, 2009. All Rights Reserved.

This topic's URL:

amq4

1.2. AMQ5000-5999: Installable services

AMQ5005

Unexpected error

Severity

20 : Error

Explanation

An unexpected error occurred in an internal function of the product.

Response

Save any generated output files and use either the [WebSphere MQ Support site](http://www.ibm.com/software/support/isa/), or the IBM support assistant at <http://www.ibm.com/software/support/isa/>, to see whether a solution is already available. If you are unable to find a match, contact your IBM support center.

AMQ5006

Unexpected error: rc = <insert_1>

Severity

20 : Error

Explanation

An unexpected error occurred in an internal function of the product.

Response

Save any generated output files and use either the [WebSphere MQ Support site](http://www.ibm.com/software/support/isa/), or the IBM support assistant at <http://www.ibm.com/software/support/isa/>, to see whether a solution is already available. If you are unable to find a match, contact your IBM support center.

AMQ5008

An essential WebSphere MQ process <insert_1> (<insert_3>) cannot be found and is assumed to be terminated.

Severity

40 : Stop Error

Explanation

1) A user has inadvertently terminated the process. 2) The system is low on resources. Some operating systems terminate processes to free resources. If your system is low on resources, it is possible it has terminated the process so that a new process can be created.

Response

WebSphere MQ will stop all MQ processes. Inform your systems administrator. When the problem is rectified WebSphere MQ can be restarted.

AMQ5009

WebSphere MQ agent process <insert_1> has terminated unexpectedly.

Severity

40 : Stop Error

Explanation

WebSphere MQ has detected that an agent process has terminated unexpectedly. The queue manager connection(s) that this process is responsible for will be broken.

Response

Try to eliminate the following reasons before taking any further action:

1) A user has inadvertently terminated the process.

2) The system is low on resources. Some operating systems terminate processes to free resources. If your system is low on resources, it is possible that the operating system has terminated the process so that a new process can be created. If you believe the problem is not a result of the above reasons, save any generated output files and use either the [WebSphere MQ Support site](http://www.ibm.com/software/support/isa/), or the IBM support assistant at <http://www.ibm.com/software/support/isa/>, to see whether a solution is already available. If you are unable to find a match, contact your IBM support center.

AMQ5010

The system is restarting the WorkLoad Management Server process.

Severity

10 : Warning

Explanation

The system has detected that the WorkLoad Management server process (amqzlw0, pid:<insert_1>) has stopped and is restarting it.

Response

Save the generated output files which may indicate the reason why the WorkLoad Management process stopped. If the reason the WorkLoad Management Server process stopped is a problem in a WorkLoad Management user exit, correct the problem, otherwise use either the [WebSphere MQ Support site](http://www.ibm.com/software/support/isa/), or the IBM support assistant at <http://www.ibm.com/software/support/isa/>, to see whether a solution is already available. If you are unable to find a match, contact your IBM support center.

AMQ5011

The Queue Manager ended for reason *<insert_1>* *<insert_3>*

Severity

10 : Warning

Explanation

The Queue Manager ended because of a previous error *<insert_1>* or *<insert_3>*

Response

This message should be preceded by a message or FFST information from the internal routine that detected the error. Take the action associated with the earlier error information.

AMQ5019

Unable to access program *<insert_3>*.

Severity

40 : Stop Error

Explanation

A request was made to execute the program *<insert_3>*, however the operation was unsuccessful because the program could not be found in the specified location.

Response

Check the definition of the service specifies the correct and full path to the program to run. If the path is correct then verify that the program exists in the specified location and that WebSphere MQ userid has permission to access it.

AMQ5020

Permission denied attempting to execute program *<insert_3>*.

Severity

40 : Stop Error

Explanation

A request was made to execute the program *<insert_3>*, however the operation was unsuccessful because the WebSphere MQ operating environment has insufficient permissions to access the program file.

Response

Check the access permissions of the of the program to be executed and if necessary alter them to include execute permission for the WebSphere MQ userId. Also check that the WebSphere MQ userId has search access on all directories which compose the path to the program file.

AMQ5021

Unable to start program *<insert_3>*.

Severity

40 : Stop Error

Explanation

A request was made to execute the program *<insert_3>* however the operation was unsuccessful. Reasons for the failure may include

a shortage of available system resources

a problem with the program to be started

Response

If the problem persists then the WebSphere MQ error logs should be consulted for further information related to this error. The Operating System error recording facilities should also be consulted for information relating to shortage of system resources.

AMQ5022

The Channel Initiator has started. ProcessId(<insert_1>).

Severity

0 : Information

Explanation

The Channel Initiator process has started.

Response

None.

AMQ5023

The Channel Initiator has ended. ProcessId(<insert_1>).

Severity

0 : Information

Explanation

The Channel Initiator process has ended.

Response

None.

AMQ5024

The Command Server has started. ProcessId(<insert_1>).

Severity

0 : Information

Explanation

The Command Server process has started.

Response

None.

AMQ5025

The Command Server has ended. ProcessId(<insert_1>).

Severity

0 : Information

Explanation

The Command Server process has ended.

Response

None.

AMQ5026

The Listener <insert_3> has started. ProcessId(<insert_1>).

Severity

0 : Information

Explanation

The Listener process has started.

Response

None.

AMQ5027

The Listener <insert_3> has ended. ProcessId(<insert_1>).

Severity

0 : Information

Explanation

The Listener process has ended.

Response

None.

AMQ5028

The Server <insert_3> has started. ProcessId(<insert_1>).

Severity

0 : Information

Explanation

The Server process has started.

Response

None.

AMQ5029

The Server <insert_3> has ended. ProcessId(<insert_1>).

Severity

0 : Information

Explanation

The Server process has ended.

Response

None.

AMQ5030

The Command <insert_3> has started. ProcessId(<insert_1>).

Severity

0 : Information

Explanation

The Command has started.

Response

None.

AMQ5032

Error (<insert_4>) accessing file <insert_3>.

Severity

40 : Stop Error

Explanation

While attempting to access the file <insert_3> the error <insert_4> occurred.

Response

Use the information contained in the error to locate and correct the cause of the failure.

AMQ5036

Error detected processing line <insert_1>, position <insert_2> in service environment file.

Severity

40 : Stop Error

Explanation

While processing the environment file <insert_3> an error was detected on line <insert_1> at position <insert_2>. Possible causes are

Variable name too long

Variable value too long

Incorrectly formed line. Lines must be in the format <name>=<value>. There should be no blank characters in name field. All characters following the '=' are part of the value field.

Response

This error will not stop the command from executing but any data on the invalid line is not processed.

AMQ5037

The Queue Manager task *<insert_3>* has started.

Severity

0 : Information

Explanation

The *<insert_4>* Utility Task Manager, processId(*<insert_1>*), has started the *<insert_3>* task. This task has now started *<insert_2>* times.

Response

None.

AMQ5038

The Queue Manager task *<insert_3>* failed to start with error-code *<insert_1>*.

Severity

40 : Stop Error

Explanation

The Utility Task Manager, attempted to start the task *<insert_3>* but the start request failed with error code *<insert_1>*.

Response

The failure to start the identified task may not be critical to queue-manager operation however all of the queue manager functionality may not be available. Further details of the failure are available in WebSphere MQ error logs.

AMQ5041

The Queue Manager task *<insert_3>* has ended.

Severity

0 : Information

Explanation

The Queue Manager task *<insert_3>* has ended.

Response

None.

AMQ5042

Request to start *<insert_3>* failed.

Severity

40 : Stop Error

Explanation

The request to start the process *<insert_3>* failed.

Response

Consult the Queue Manager error logs for further details on the cause of the failure.

AMQ5043

Statistics recording is unavailable due to error code *<insert_1>*.

Severity

40 : Stop Error

Explanation

The statistics collection task was unable to start due the error code *<insert_1>*. Statistics collection will be unavailable until the problem is rectified and the Queue Manager is restarted.

Response

Consult the Queue Manager error logs for further details on the cause of the failure.

AMQ5044

<insert_3> task operation restricted due to Reason Code *<insert_1>*.

Severity

10 : Warning

Explanation

The *<insert_3>* task encountered a non-fatal error which may effect the operation of the task.

Response

Using the Reason Code *<insert_1>* and any previous messages recorded in the Error Logs correct the error. It may be necessary to restart the Queue Manager in order remove the restriction caused by the failure.

AMQ5045

System reconfiguration event received

Severity

0 : Information

Explanation

The Queue Manager received a system re-configuration event. This is likely to have been caused by an administrative change in the configuration of the machine (for example dynamically adding or removing resources such as memory or processors).

Response

No action is required unless this notification was unexpected.

AMQ5046

Automatic unmarking of messages is unavailable due to error code *<insert_1>*.

Severity

40 : Stop Error

Explanation

An error was encountered by the task that unmarks messages which have been marked for cooperative browse but have not been destructively got within the timeout period. The error code was *<insert_1>*. Automatic unmarking of messages will be unavailable until the problem is rectified and the queue manager is restarted.

Response

Consult the queue manager error logs for further details on the cause of the failure.

AMQ5049

The Queued Pubsub Daemon cannot be started/stopped due to error code *<insert_1>*.

Severity

40 : Stop Error

Explanation

An error was encountered by the task that starts and stops the queued pubsub daemon. The error code was *<insert_1>*. The daemon will be unable to be started or stopped until the problem is rectified and the queue manager is restarted.

Response

Consult the queue manager error logs for further details on the cause of the failure.

AMQ5203

An error occurred calling the XA interface.

Severity

0 : Information

Explanation

The error number is *<insert_2>* where a value of

1 indicates the supplied flags value of *<insert_1>* was invalid,

2 indicates that there was an attempt to use threaded and non-threaded libraries in the same process,

3 indicates that there was an error with the supplied queue manager name *<insert_3>*,

4 indicates that the resource manager id of *<insert_1>* was invalid,

5 indicates that an attempt was made to use a second queue manager called *<insert_3>* when another queue manager was already connected,

6 indicates that the Transaction Manager has been called when the application isn't connected to a queue manager,

7 indicates that the XA call was made while another call was in progress,

8 indicates that the xa_info string *<insert_3>* in the xa_open call contained an invalid parameter value for parameter name *<insert_4>*,

9 indicates that the xa_info string *<insert_3>* in the xa_open call is missing a required parameter, parameter name *<insert_4>*, and

10 indicates that MQ was called in dynamic registration mode but cannot find the ax_reg and ax_unreg functions ! Either call MQ in non-dynamic registration mode or supply the correct library name via the AXLIB parameter in the xa_open string.

Response

Correct the error and try the operation again.

AMQ5204

A non-threaded application tried to run as a Trusted application.

Severity

10 : Warning

Explanation

Only applications linked with the threaded MQ libraries can run as Trusted applications.

Response

Make sure that the application is relinked with the threaded MQ libraries, or set the the environment variable MQ_CONNECT_TYPE to STANDARD.

AMQ5205

File or directory *<insert_3>* not owned by user *<insert_4>*.

Severity

10 : Warning

Explanation

WebSphere MQ has detected that the file or directory *<insert_3>* is not owned by the user *<insert_4>*. This is not necessarily an error but you should investigate further if this is unexpected.

Response

If this is unexpected then you should alter the ownership of the file or directory back to the user *<insert_4>*.

If this is expected, then WebSphere MQ will continue however WebSphere MQ will be unable to verify the security of this file or directory. If the access permissions are too strict then you may encounter problems if WebSphere MQ cannot access the contents of the file or directory. If the access permissions are too relaxed then there may be an increased risk to the security of the WebSphere MQ system.

AMQ5206

Duplicate parameters detected.

Severity

10 : Warning

Explanation

WebSphere MQ has detected that the activity about to be displayed contains two or more parameters in the same group with the same parameter identifier. The activity may be displayed incorrectly.

Response

Inform the author of the activity that there may be an error in it.

AMQ5211

Maximum property name length exceeded.

Severity

10 : Warning

Explanation

WebSphere MQ was in the process of parsing an MQRFH2 folder that is known to contain message properties. However, one of the elements in folder *<insert_3>* has a name which is longer than MQ_MAX_PROPERTY_NAME_LENGTH. The element name begins *<insert_4>*. The name of the parsed message property will be limited to the maximum number of characters which may cause inquiry of that property or selection of the message to fail.

Response

Reduce the size of the MQRFH2 element name or move the element into a folder which does not contain properties.

AMQ5358

WebSphere MQ could not load AX support module *<insert_3>*.

Severity

20 : Error

Explanation

An error has occurred loading the AX support module *<insert_3>*. This module needs to be loaded so that dynamically-registering resource managers, such as DB2, can participate in global units of work.

Response

Look for a previous message outlining the reason for the load failure. Message AMQ6175 should have been issued if the load failed because of a system error. If this is the case then follow the guidance given in message AMQ6175 to resolve the problem. In the absence of prior messages or FFST information related to this problem check that the AX support module and the mqmax library have been correctly installed on your system.

AMQ5501

There was not enough storage to satisfy the request

Severity

20 : Error

Explanation

An internal function of the product attempted to obtain storage, but there was none available.

Response

Stop the product and restart it. If this does not resolve the problem, save any generated output files and use either the [WebSphere MQ Support site](#), or the IBM support assistant at <http://www.ibm.com/software/support/isa/>, to see whether a solution is already available. If you are unable to find a match, contact your IBM support center.

AMQ5502

The CDS directory name *<insert_3>* is not in the correct format.

Severity

20 : Error

Explanation

An internal function of the DCE Naming service found a CDS directory name in the wrong format. The name was expected to start with either *'/...'* for a fully qualified name (from global root), or *'/.:.'* for a partially qualified name (from local cell root).

Response

Save any generated output files and use either the [WebSphere MQ Support site](#), or the IBM support assistant at <http://www.ibm.com/software/support/isa/>, to see whether a solution is already available. If you are unable to find a match, contact your IBM support center.

AMQ5503

The name of the local DCE cell cannot be determined, status = *<insert_1>*

Severity

20 : Error

Explanation

The DCE Naming Service attempted to determine the name of the local DCE cell by calling *'dce_cf_get_cell_name()'*, which returned a nonzero return code.

Response

Save any generated output files and use either the [WebSphere MQ Support site](#), or the IBM support assistant at

<http://www.ibm.com/software/support/isa/>, to see whether a solution is already available. If you are unable to find a match, contact your IBM support center.

AMQ5504

DCE error. No value for the XDS attribute found.

Severity

20 : Error

Explanation

The DCE Naming service called `om_get()` to get the entry from the object returned by `ds_read()`. Although the status was correct, no objects were returned.

Response

Save any generated output files and use either the [WebSphere MQ Support site](http://www.ibm.com/software/support/isa/), or the <http://www.ibm.com/software/support/isa/>, to see whether a solution is already available. If you are unable to find a match, contact your IBM support center.

AMQ5505

DCE error. No value for the XDS attribute number *<insert_1>* found.

Severity

20 : Error

Explanation

The DCE Naming service called `om_get()` to get the entry from the object returned by `ds_read()`. Although the status was correct, no objects were returned.

Response

Save any generated output files and use either the [WebSphere MQ Support site](http://www.ibm.com/software/support/isa/), or the IBM support assistant at <http://www.ibm.com/software/support/isa/>, to see whether a solution is already available. If you are unable to find a match, contact your IBM support center.

AMQ5506

DCE error. *<insert_3>* returned *<insert_1>* for attribute number *<insert_2>*.

Severity

20 : Error

Explanation

The DCE Naming service queried an object by calling *<insert_3>* which returned a nonzero return code.

Response

Save any generated output files and use either the [WebSphere MQ Support site](http://www.ibm.com/software/support/isa/), or the IBM support assistant at <http://www.ibm.com/software/support/isa/>, to see whether a solution is already available. If you are unable to find a match, contact your IBM support center.

AMQ5507

DCE error. *<insert_3>* failed for an unknown reason.

Severity

20 : Error

Explanation

An unexpected error occurred in an internal function of the DCE Naming service.

Response

Save any generated output files and use either the [WebSphere MQ Support site](http://www.ibm.com/software/support/isa/), or the IBM support assistant at <http://www.ibm.com/software/support/isa/>, to see whether a solution is already available. If you are unable to find a match, contact your IBM support center.

AMQ5508

DCE error. The requested attribute is not present.

Severity

20 : Error

Explanation

The DCE Naming service was attempting to extract the value from an attribute, but the attribute cannot be found in the XDS object.

Response

Save any generated output files and use either the [WebSphere MQ Support site](http://www.ibm.com/software/support/isa/), or the IBM support assistant at <http://www.ibm.com/software/support/isa/>, to see whether a solution is already available. If you are unable to find a match, contact your IBM support center.

AMQ5509

DCE error. The XDS workspace cannot be initialized.

Severity

20 : Error

Explanation

The DCE Naming service called 'ds_initialize()' to initialize the XDS workspace, but 'ds_initialize()' returned a nonzero return code.

Response

Save any generated output files and use either the [WebSphere MQ Support site](http://www.ibm.com/software/support/isa/), or the IBM support assistant at <http://www.ibm.com/software/support/isa/>, to see whether a solution is already available. If you are unable to find a match, contact your IBM support center.

AMQ5510

DCE error. <insert_3> returned with problem <insert_1>.

Severity

20 : Error

Explanation

The DCE Naming service found an unexpected XDS error.

Response

Save any generated output files and use either the [WebSphere MQ Support site](http://www.ibm.com/software/support/isa/), or the IBM support assistant at <http://www.ibm.com/software/support/isa/>, to see whether a solution is already available. If you are unable to find a match, contact your IBM support center.

AMQ5511

Installable service component <insert_3> returned <insert_4>.

Severity

20 : Error

Explanation

The internal function, that adds a component to a service, called the component initialization process. This process returned an error.

Response

Check the component was installed correctly. If it was, and the component was supplied by IBM, then save the generated output files and use either the [WebSphere MQ Support site](http://www.ibm.com/software/support/isa/), or the IBM support assistant at <http://www.ibm.com/software/support/isa/>, to see whether a solution is already available. If you are unable to find a match, contact your IBM support center. If the component was not supplied by IBM, save the generated output files and follow the support procedure for that component.

AMQ5511 (i5/OS)

An installable service component returned an error.

Severity

20 : Error

Explanation

Installable service component <insert_3> returned <insert_4>. The internal function, that adds a component to a service, called the component initialization process. This process returned an error.

Response

Check the component was installed correctly. If it was, and the component was supplied by IBM, then save the generated output files and use either the [WebSphere MQ Support site](http://www.ibm.com/software/support/isa/), or the IBM support assistant at <http://www.ibm.com/software/support/isa/>, to see whether a solution is already available. If you are unable to find a match, contact your IBM support center. If the component was not supplied by IBM, save the generated output files and follow the support procedure for that component.

AMQ5512

Installable service component *<insert_3>* returned *<insert_4>* for queue manager name = *<insert_5>*.

Severity

20 : Error

Explanation

An installable service component returned an unexpected return code.

Response

Check the component was installed correctly. If it was, and the component was supplied by IBM, then save the generated output files and use either the [WebSphere MQ Support site](http://www.ibm.com/software/support/isa/), or the IBM support assistant at <http://www.ibm.com/software/support/isa/>, to see whether a solution is already available. If you are unable to find a match, contact your IBM support center. If the component was not supplied by IBM, save the generated output files and follow the support procedure for that component.

AMQ5512 (i5/OS)

An installable service component returned an unexpected return code.

Severity

20 : Error

Explanation

Installable service component *<insert_3>* returned *<insert_4>* for queue manager name = *<insert_5>*.

Response

Check the component was installed correctly. If it was, and the component was supplied by IBM, then save the generated output files and use either the [WebSphere MQ Support site](http://www.ibm.com/software/support/isa/), or the IBM support assistant at <http://www.ibm.com/software/support/isa/>, to see whether a solution is already available. If you are unable to find a match, contact your IBM support center. If the component was not supplied by IBM, save the generated output files and follow the support procedure for that component.

AMQ5513

<insert_3> returned *<insert_1>*.

Severity

20 : Error

Explanation

An unexpected error occurred.

Response

Save any generated output files and use either the [WebSphere MQ Support site](http://www.ibm.com/software/support/isa/), or the IBM support assistant at <http://www.ibm.com/software/support/isa/>, to see whether a solution is already available. If you are unable to find a match, contact your IBM support center.

AMQ5519

Bad DCE identity. Status = *<insert_1>*, auth = *<insert_2>*, keytab file = *<insert_3>*, principal = *<insert_4>*.

Severity

20 : Error

Explanation

The keytab file was not installed correctly, or the WebSphere MQ user ID has a different password from that used to create the keytab file.

Response

Make sure that the MQ user ID defined when the product was installed has the same password as that defined by the keytab file, and that the keytab file has been installed correctly.

AMQ5519 (i5/OS)

Bad DCE identity.

Severity

20 : Error

Explanation

Status = *<insert_1>*, auth = *<insert_2>*, keytab file = *<insert_3>*, principal = *<insert_4>*. The keytab file was not installed correctly, or the WebSphere MQ user ID has a different password from that used to create the keytab file.

Response

Make sure that the MQ user ID defined when the product was installed has the same password as that defined by the keytab file, and that the keytab file has been installed correctly.

AMQ5520

The system could not load the module *<insert_5>* for the installable service *<insert_3>* component *<insert_4>*. The system return code was *<insert_1>*. The Queue Manager is continuing without this component.

Severity

10 : Warning

Explanation

The queue manager configuration data included a stanza for the installable service *<insert_3>* component *<insert_4>* with the module *<insert_5>*. The system returned *<insert_1>* when it tried to load this module. The Queue Manager is continuing without this component.

Response

Make sure that the module can be loaded. Put the module into a directory where the system can load it, and specify its full path and name in the configuration data . Then stop and restart the queue manager.

AMQ5520 (i5/OS)

The system could not load a module. The Queue Manager is continuing without this component.

Severity

10 : Warning

Explanation

The queue manager configuration data included a stanza for the installable service *<insert_3>* component *<insert_4>* with the module *<insert_5>*. The system returned *<insert_1>* when it tried to load this module. The Queue Manager is continuing without this component.

Response

Make sure that the module can be loaded. Put the module into a directory where the system can load it, and specify its full path and name in the configuration data . Then stop and restart the queue manager.

AMQ5521

The system could not open "*<insert_3>*".

Severity

10 : Warning

Explanation

The system failed to open the default object "*<insert_3>*" at connect time for reason *<insert_4>*. This may be because "*<insert_3>*" has been deleted or changed.

Response

Recreate the default objects by running "strmqm -c *<qmgr>*" (where *<qmgr>* is the name of the queue manager) and retry the application.

AMQ5522

A WebSphere MQ installable service component could not be initialized.

Severity

20 : Error

Explanation

An installable service component returned an unexpected return code.

Response

Check the queue manager error logs for messages explaining which installable service could not be initialized and why that service could not be initialized. Check the component was installed correctly. If it was, and the component was supplied by IBM, then save any generated output files and use either the [WebSphere MQ Support site](#), or the IBM support assistant at <http://www.ibm.com/software/support/isa/>, to see whether a solution is already available. If you are unable to find a match, contact your IBM support center. If the component was not supplied by IBM, save the generated output files and follow the support procedure for that component.

AMQ5524

The WebSphere MQ Object Authority Manager has failed to migrate authority data.

Severity

20 : Error

Explanation

The Object Authority Manager has attempted to migrate existing queue manager authority data from a previous version of an Object Authority Manager and failed.

Response

Check this log for any previous related messages, follow their recommendations then restart the queue manager.

AMQ5525

The WebSphere MQ Object Authority Manager has failed.

Severity

20 : Error

Explanation

The Object Authority Manager has failed to complete an MQ request.

Response

Check the queue manager error logs for messages explaining the failure and try to correct the problem accordingly.

AMQ5526

The WebSphere MQ Object Authority Manager has failed with reason *<insert_1>*

Severity

20 : Error

Explanation

The Object Authority Manager has failed an operation on the Object Authority Manager's data queue *<insert_3>* with reason *<insert_1>*.

Response

Investigate why the error has occurred and correct the problem.

AMQ5527

The WebSphere MQ Object Authority Manager has failed to locate an essential authority file

Severity

20 : Error

Explanation

The Object Authority Manager has failed to locate the authority file *<insert_3>*. The migration of authority data cannot continue until the file has been restored. The queue manager will shutdown.

Response

Restore the authority file mentioned above and restart the queue manager.

AMQ5528

The WebSphere MQ Object Authority Manager has failed to locate an object's authority file

Severity

20 : Error

Explanation

The Object Authority Manager has failed to locate the authority file for the object *<insert_3>* of type (*<insert_1>*). The authority access to this object will initially be limited to members of the mqm group. Where type is one of the following:

- 1) Queue
- 2) Namelist
- 3) Process
- 5) Queue Manager

Response

To extend access to this object use the setmqaut command, see the WebSphere MQ System Administration

documentation for details.

AMQ5529

The Remote OAM Service is not available.

Severity

20 : Error

Explanation

The Remote OAM service is not available. The *<insert_1>* call returned *<insert_1>*, errno *<insert_2>* : *<insert_3>*. The context string is *<insert_4>*

Response

To extend access to this object use the setmqaut command, see the WebSphere MQ System Administration documentation for details.

AMQ5600

Usage: crtmqm [-z] [-q] [-c Text] [-d DefXmitQ] [-h MaxHandles]

►[-md DataPath] ◀[-g ApplicationGroup]

Severity

0 : Information

Explanation

This shows the correct usage.

Response

None.

AMQ5600 (Tandem)

Usage: crtmqm [-z] [-q] [-c Text] [-d DefXmitQ] [-h MaxHandles]

Severity

0 : Information

Explanation

This shows the correct usage.

Response

None.

AMQ5600 (Windows)

Usage: crtmqm [-z] [-q] [-c Text] [-d DefXmitQ] [-h MaxHandles]

[-g ApplicationGroup]

[-ss | -sa | -si]

Severity

0 : Information

Explanation

This shows the correct usage.

Response

None.

AMQ5601

[-t TrigInt] [-u DeadQ] [-x MaxUMsgs] [-lp LogPri] [-ls LogSec]

Severity

0 : Information

Response

None.

AMQ5601 (Tandem)

[-t TrigInt] [-u DeadQ] [-x MaxUMsgs] [-m MIni] [-l CCSID]

Severity

0 : Information

Response

None.

AMQ5602

[-lc | -ll] [-lf LogFileSize] [-ld LogPath] QMgrName

Severity

0 : Information

Explanation

This shows the correct usage.

Response

None.

AMQ5602 (Tandem)

[-e NumECs] [-p QMVol] -n PMonProc -o HomeTerm

Severity

0 : Information

Response

None.

AMQ5602 (i5/OS)

[-ll] [-lf LogFileSize] [-ld LogPath] [-lz ASPNum|ASPDev] QMgrName

Severity

0 : Information

Explanation

This shows the correct usage.

Response

None.

AMQ5603

Usage: dltmqm [-z] QMgrName

Severity

0 : Information

Explanation

This shows the correct usage.

Response

None.

AMQ5604

Usage: dspmqaut [-m QMgrName] [-n ObjName] -t ObjType (-p Principal | -g Group) [-s ServiceComponent]

Severity

0 : Information

Response

None.

AMQ5605

Usage: endmqm [-z] [-c | -w | -i | -p] [-s] QMgrName

Severity

0 : Information

Explanation

This shows the correct usage.

Response

None.

AMQ5605 (Tandem)

Usage: endmqm [-z] [-c | -i | -p] QMgrName

Severity

0 : Information

Response

None.

AMQ5606

Usage: setmqaut [-m QMgrName] [-n ObjName] -t ObjType (-p Principal | -g Group) [-s ServiceComponent] Authorizations

Severity

0 : Information

Response

None.

AMQ5607

Usage: strmqm [-a|-c|-p|-r] [-d none|minimal|all] [-z] [-ns] [QMGrName]

Severity

0 : Information

Explanation

This shows the correct usage.

Response

None.

AMQ5607 (Windows)

Usage: strmqm [-a | -c | -r | -p] [-d none|minimal|all] [-z] [-ns] [-ss | -si] [QMGrName]

Severity

0 : Information

Explanation

This shows the correct usage.

Response

None.

AMQ5608

Usage: dspmqtrn [-m QMgrName] [-e] [-i] [-h]

Severity

0 : Information

Explanation

This shows the correct usage.

Response

None.

AMQ5609

Usage: rsvmqtrn -m QMgrName (-a | ((-b | -c | -f | -r RMIId) Transaction,Number))

Severity

0 : Information

Explanation

This shows the correct usage.

Response

None.

AMQ5610 (Tandem)

Usage: strmqtrc [-m QMgrName] [-t TraceType]

Severity

0 : Information

Response

None.

AMQ5610 (Windows)

Usage: strmqtrc [-m QMgrName] [-t TraceType] [-x TraceType] [-s] [-l MaxFileSize] [-e]
[-p ProgramName] [-i Pid.Tid] [-d UserDataSize] [-b StartTrigger] [-c StopTrigger]

Severity

0 : Information

Explanation

This applies to UNIX and Windows systems. MaxFileSize is the maximum size of a trace file in millions of bytes. UserDataSize is the size of user data to be traced in bytes.

Response

None.

AMQ5610 (i5/OS)

Usage: strmqtrc [-m QMgrName] [-t TraceType] [-x TraceType] [-s] [-l MaxFileSize] [-e]
[-p ProgramName] [-i Pid.Tid] [-d UserDataSize] [-b StartTrigger] [-c StopTrigger]
[-o mqm|pex|all]

Severity

0 : Information

Explanation

None.

Response

None.

AMQ5611 (Tandem)

Usage: endmqtrc [-m QMgrName] [-a]

Severity

0 : Information

Response

None.

AMQ5611 (Windows)

Usage: endmqtrc [-p ProgramName] [-i Pid.Tid] [-m QMgrName] [-a] [-e]

Severity

0 : Information

Explanation

This applies to UNIX and Windows systems.

Response

None.

AMQ5611 (i5/OS)

Usage: endmqtrc [-p ProgramName] [-i Pid.Tid] [-m QMgrName] [-a] [-e] [-o mqm|pex|all]

Severity

0 : Information

Explanation

This applies to AS/400 systems. MaxFileSize is the maximum size of a trace file in millions of bytes. UserDataSize is the size of user data to be traced in bytes.

Response

None.

AMQ5612

Usage: dspmqtrc [-t TemplateFile] [-hs] [-o OutputFileName] [-C InputFileCCSID] InputFileName(s)

Severity

0 : Information

Explanation

Options: -t Template file for formatting trace data -h Skip the trace file header -s Summary (format only the trace header) -o Save trace output to file -C Specifies the CCSID value for the input file

Response

None.

AMQ5613

Usage: dspmq [-m QMgrName] [-o status | -s] [-o default]

Severity

0 : Information

AMQ5614

Usage: setmqtry

Severity

0 : Information

Explanation

This shows the correct usage.

Response

None.

AMQ5615

Default objects cannot be created: CompCode = <insert_1> Reason = <insert_2>.

Severity

20 : Error

Explanation

During the creation of a queue manager, using the crtmqm command, the default objects could not be created. Possible reasons for this include another command, issued elsewhere, quiescing or stopping the queue manager, or insufficient storage being available.

Response

Use the Completion and Reason codes shown in the message to determine the cause of the failure, then re-try the command.

AMQ5616

Usage: setmqprd LicenseFile

Severity

0 : Information

Explanation

This shows the correct usage.

Response

None.

AMQ5617

Default objects cannot be created.

Severity

20 : Error

Explanation

During the creation of a queue manager using the `crtmqm` command, the default objects could not be created. The most likely reason for this error is that the queue manager was started before the `crtmqm` command had completed.

Response

Ensure that the queue manager being created is not started before the create request completes. Stop the queue manager if it is already running. Restart the queue manager using the `strmqm` command with the `'-c'` option to request that the default objects are created.

AMQ5618

integer

Severity

0 : Information

AMQ5619

string

Severity

0 : Information

AMQ5620

channel_name

Severity

0 : Information

AMQ5621

process_name

Severity

0 : Information

AMQ5622

q_name

Severity

0 : Information

AMQ5623

connection_name

Severity

0 : Information

AMQ5624

generic_channel_name

Severity

0 : Information

AMQ5625

generic_process_name

Severity

0 : Information

AMQ5626

generic_q_name

Severity

0 : Information

AMQ5627

qalias_name

Severity

0 : Information

AMQ5628

qmodel_name

Severity

0 : Information

AMQ5629

qlocal_name

Severity

0 : Information

AMQ5630

qremote_name

Severity

0 : Information

AMQ5631

namelist_name

Severity

0 : Information

AMQ5632

generic_namelist_name

Severity

0 : Information

AMQ5633

generic_Q_Mgr_name

Severity

0 : Information

AMQ5634

generic_cluster_name

Severity

0 : Information

AMQ5635

The argument supplied with the *<insert_3>* flag is not valid.

Severity

20 : Error

Explanation

The argument supplied with the -l parameter must be in the range 1 - 4293. The argument supplied with the -d parameter must be -1, 0 or greater than 15.

Response

Submit the command again with a valid argument.

AMQ5636

cluster_name

Severity

0 : Information

AMQ5638 (Tandem)

Usage: cleanrdf -b BkpSysName [-m QMgrName]

Severity

0 : Information

Response

None.

AMQ5639 (Tandem)

-s Status Server Proc -v Queue Server Proc QMgrName

Severity

0 : Information

Response

None.

AMQ5640 (Tandem)

Usage: altmqusr -m QMgrName -p Principal (-u UserName | -r)

Severity

0 : Information

Response

None.

AMQ5641 (Tandem)

Principal Userid Username Alias GroupName GroupType

Severity

0 : Information

AMQ5642 (Tandem)

The Principal name was specified incorrectly.

Severity

0 : Information

Explanation

The specified Principal name does not conform to the rules required by MQSeries.

Response

Correct the name and submit the command again.

AMQ5643 (Tandem)

Error modifying an entry in the Principal database.

Severity

0 : Information

Explanation

MQSeries was unable to update or delete the specified entry in the Principal database.

Response

Make sure that the entry for this Principal exists and submit the command again.

AMQ5644 (Tandem)

Usage: dspmqusr -m QMgrName [-p Principal]

Severity

0 : Information

Response

None.

AMQ5645 (Tandem)

The Tandem User name was specified incorrectly.

Severity

0 : Information

Explanation

The specified Tandem User name does not conform to the rules required by MQSeries.

Response

Correct the name and submit the command again.

AMQ5646

Usage: setmqcap Processors

Severity

0 : Information

AMQ5647

Usage: dspmqcap

Severity

0 : Information

AMQ5648

Usage: dmpmqaut [-m QMgrName] [-n Profile | -l] [-t ObjType] [-p Principal | -g Group] [-s ServiceComponent] [-e | -x]

Severity

0 : Information

Response

None.

AMQ5649

generic_authinfo_name

Severity

0 : Information

AMQ5650

authinfo_name

Severity

0 : Information

AMQ5651

qmname

Severity

0 : Information

AMQ5652

The Deferred Message process failed to connect to the WebSphere MQ queue manager for reason *<insert_1>*.

Severity

30 : Severe error

Explanation

The WebSphere MQ queue manager *<insert_3>* might have generated earlier messages or FFST information explaining why the deferred message process (amqzdmaa) could not connect.

Response

Correct any configuration errors. Configuration errors that can cause this problem include badly configured CLWL Exit modules. If the problem persists save any generated output files and use either the [WebSphere MQ Support site](#), or the IBM support assistant at <http://www.ibm.com/software/support/isa/>, to see whether a solution is already available. If you are unable to find a match, contact your IBM support center.

AMQ5653

The mqm user is not defined.

Severity

30 : Severe error

Explanation

The system call getpwnam("mqm") failed with errno *<insert_1>*. The program was running as *<insert_3>*.

Response

Create the mqm user as a member of the mqm group and retry the operation.

AMQ5654

Usage: dspmqrte [-c] [-n] [-l Persistence] [-m QMgrName] [-o] [-p Priority]

Severity

0 : Information

Explanation

This shows the correct usage of the DSPMQRTE command.

Response

None.

AMQ5655

[-rq ReplyQName [-rqm ReplyQMGrName]] [-ro ReportOptions]

Severity

0 : Information

Explanation

This shows the correct usage of the DSPMQRTE command.

Response

None.

AMQ5656

[-xs Expiry] [-xp Pass] [-qm TargetQMGrName] [-ac [-ar]]

Severity

0 : Information

Explanation

This shows the correct usage of the DSPMQRTE command.

Response

None.

AMQ5657

[-d Delivery] [-f Forwarding] [-s Activities] [-t Detail]

Severity

0 : Information

Explanation

This shows the correct usage of the DSPMQRTE command.

Response

None.

AMQ5658

[-i CorrelId] [-b] [-v Verbosity] [-w WaitTime]

Severity

0 : Information

Explanation

This shows the correct usage of the DSPMQRTE command.

Response

None.

AMQ5659 (Unix)

Unable to access trace shared memory: <insert_1>

Severity

0 : Information

Explanation

This applies to UNIX systems.

Response

Refer to IBM Service Personnel

AMQ5659 (i5/OS)

Unable to access trace control shared memory (<insert_1>)

Severity

0 : Information

Explanation

An unexpected error accessing trace control memory has occurred whilst attempting to start or stop trace. The attempt to access trace control failed with a return code of <insert_1>.

Response

Please contact your IBM representative.

AMQ5660

-q TargetQName | -ts TargetTopicString

Severity

0 : Information

Explanation

This shows the correct usage of the DSPMQRTE command.

Response

None.

AMQ5700

listener_name

Severity

0 : Information

AMQ5701

service_name

Severity

0 : Information

AMQ5749

display_cmd

Severity

0 : Information

AMQ5750

filter_keyword

Severity

0 : Information

AMQ5751

operator

Severity

0 : Information

AMQ5752

filter_value

Severity

0 : Information

AMQ5753

topic_name

Severity

0 : Information

AMQ5754

obj_name

Severity

0 : Information

AMQ5755

generic_topic_name

Severity

0 : Information

AMQ5756

subscription_name

Severity

0 : Information

AMQ5757

subscription_id

Severity

0 : Information

AMQ5758

generic_topic_string

Severity

0 : Information

AMQ5805

WebSphere MQ Publish/Subscribe broker currently running for queue manager.

Severity

10 : Warning

Explanation

The command was unsuccessful because queue manager <insert_3> currently has an WebSphere MQ Publish/Subscribe broker running.

Response

None.

AMQ5806

WebSphere MQ Publish/Subscribe broker started for queue manager <insert_3>.

Severity

0 : Information

Explanation

WebSphere MQ Publish/Subscribe broker started for queue manager <insert_3>.

Response

None.

AMQ5807

WebSphere MQ Publish/Subscribe broker for queue manager *<insert_3>* ended.

Severity

0 : Information

Explanation

The WebSphere MQ Publish/Subscribe broker on queue manager *<insert_3>* has ended.

Response

None.

AMQ5808

WebSphere MQ Publish/Subscribe broker for queue manager *<insert_3>* is already quiescing.

Severity

10 : Warning

Explanation

The endmqbrk command was unsuccessful because an orderly shutdown of the WebSphere MQ Publish/Subscribe broker running on queue manager *<insert_3>* is already in progress.

Response

None.

AMQ5808 (i5/OS)

WebSphere MQ Publish/Subscribe broker is already quiescing.

Severity

10 : Warning

Explanation

The endmqbrk command was unsuccessful because an orderly shutdown of the broker, running on queue manager *<insert_3>*, is already in progress.

Response

None.

AMQ5809

WebSphere MQ Publish/Subscribe broker for queue manager *<insert_3>* starting.

Severity

0 : Information

Explanation

The dspmqbrk command has been issued to query the state of the WebSphere MQ Publish/Subscribe broker. The WebSphere MQ Publish/Subscribe broker is currently initializing.

Response

None.

AMQ5810

WebSphere MQ Publish/Subscribe broker for queue manager *<insert_3>* running.

Severity

0 : Information

Explanation

The dspmqbrk command has been issued to query the state of the WebSphere MQ Publish/Subscribe broker. The WebSphere MQ Publish/Subscribe broker is currently running.

Response

None.

AMQ5811

WebSphere MQ Publish/Subscribe broker for queue manager *<insert_3>* quiescing.

Severity

0 : Information

Explanation

The dspmqbrk command has been issued to query the state of the WebSphere MQ Publish/Subscribe broker. The WebSphere MQ Publish/Subscribe broker is currently performing a controlled shutdown.

Response

None.

AMQ5812

WebSphere MQ Publish/Subscribe broker for queue manager *<insert_3>* stopping.

Severity

0 : Information

Explanation

Either the dspmqbrk command or the endmqbrk command has been issued. The WebSphere MQ Publish/Subscribe broker is currently performing an immediate shutdown. If the endmqbrk command has been issued to request that the broker terminate, the command is unsuccessful because the broker is already performing an immediate shutdown.

Response

None.

AMQ5813

WebSphere MQ Publish/Subscribe broker for queue manager *<insert_3>* not active.

Severity

0 : Information

Explanation

An WebSphere MQ Publish/Subscribe broker administration command has been issued to query or change the state of the broker. The WebSphere MQ Publish/Subscribe broker is not currently running.

Response

None.

AMQ5814

WebSphere MQ Publish/Subscribe broker for queue manager *<insert_3>* ended abnormally.

Severity

0 : Information

Explanation

The dspmqbrk command has been issued to query the state of the WebSphere MQ Publish/Subscribe broker. The WebSphere MQ Publish/Subscribe broker has ended abnormally.

Response

Refer to the queue manager error logs to determine why the broker ended abnormally.

AMQ5815

Invalid WebSphere MQ Publish/Subscribe broker initialization file stanza for queue manager (*<insert_3>*).

Severity

20 : Error

Explanation

The broker was started using the strmqbrk command. The broker stanza in the queue manager initialization file is not valid. The broker will terminate immediately. The invalid attribute is *<insert_5>*.

Response

Correct the broker stanza in the queue manager initialization file.

AMQ5815 (Windows)

The WebSphere MQ Publish/Subscribe broker configuration for queue manager (*<insert_3>*) is not valid.

Severity

20 : Error

Explanation

The broker was started using the strmqbrk command. The broker configuration information is not valid. The

broker will terminate immediately. The invalid attribute is *<insert_5>*.

Response

Correct the broker attribute using the `cfgmqbrk` configuration tool.

AMQ5815 (i5/OS)

Invalid WebSphere MQ Publish/Subscribe broker initialization file stanza.

Severity

20 : Error

Explanation

The broker was started using the `strmqbrk` command. The Broker stanza in the queue manager(*<insert_3>*) initialization file is not valid. The broker will terminate immediately. The invalid attribute is *<insert_5>*.

Response

Correct the Broker stanza in the queue manager initialization file.

AMQ5816

Unable to open WebSphere MQ Publish/Subscribe broker control queue for reason *<insert_1>*,*<insert_2>*.

Severity

20 : Error

Explanation

The broker has failed to open the broker control queue (*<insert_3>*). The attempt to open the queue failed with completion code *<insert_1>* and reason *<insert_2>*. The most likely reasons for this error are that an application program has opened the broker control queue for exclusive access, or that the broker control queue has been defined incorrectly. The broker will terminate immediately.

Response

Correct the problem and restart the broker.

AMQ5817

An invalid stream queue has been detected by the broker.

Severity

10 : Warning

Explanation

WebSphere MQ has detected an attempt to use a queue (*<insert_3>*) as a stream queue, but the attributes of the queue make it unsuitable for use as a stream queue. The most likely reason for this error is that the queue is: (1) Not a local queue; (2) A shareable queue; (3) A temporary dynamic queue. If the queue was created using implicit stream creation, the model stream might have been defined incorrectly. The message that caused the stream to be created will be rejected or put to the dead-letter queue, depending upon the message report options and broker configuration.

Response

Correct the problem and resubmit the request.

AMQ5818

Unable to open WebSphere MQ Publish/Subscribe broker stream queue.

Severity

10 : Warning

Explanation

The broker has failed to open a stream queue (*<insert_3>*). The attempt to open the queue failed with completion code *<insert_1>* and reason *<insert_2>*. The most likely reasons for this error are (1) a new stream name has been added to `SYSTEM.QPUBSUB.QUEUE.NAMELIST` but the stream queue does not exist (2) an application has the queue open for exclusive access.

Response

Correct the problem.

AMQ5819

An WebSphere MQ Publish/Subscribe broker stream has ended abnormally.

Severity

10 : Warning

Explanation

The broker stream (<insert_3>) has ended abnormally for reason <insert_1>. The broker will attempt to restart the stream. If the stream should repeatedly fail then the broker will progressively increase the time between attempts to restart the stream.

Response

Investigate why the problem occurred and take appropriate action to correct the problem. If the problem persists, save any generated output files and use either the [WebSphere MQ Support site](#), or the IBM support assistant at <http://www.ibm.com/software/support/isa/>, to see whether a solution is already available. If you are unable to find a match, contact your IBM support center.

AMQ5820

WebSphere MQ Publish/Subscribe broker stream (<insert_3>) restarted.

Severity

0 : Information

Explanation

The broker has restarted a stream that ended abnormally. This message will frequently be preceded by message AMQ5867 or AMQ5819 indicating why the stream ended.

Response

Correct the problem.

AMQ5821

WebSphere MQ Publish/Subscribe broker unable to contact parent broker.

Severity

10 : Warning

Explanation

The broker has been started specifying a parent broker. The broker has been unable to send a message to the parent broker (<insert_3>) for reason <insert_1>. The broker will terminate immediately.

Response

Investigate why the problem occurred and take appropriate action to correct the problem. The problem is likely to be caused by the parent broker name not resolving to the name of a transmission queue on the local broker.

AMQ5822

WebSphere MQ Publish/Subscribe broker failed to register with parent broker.

Severity

10 : Warning

Explanation

The broker has been started specifying a parent broker (<insert_3>). The broker attempted to register as a child of the parent broker, but received an exception response (<insert_1>) indicating that this was not possible. The broker will attempt to reregister as a child of the parent periodically. The child might not be able to process global publications or subscriptions correctly until this registration process has completed normally.

Response

Investigate why the problem occurred and take appropriate action to correct the problem. The problem is likely to be caused by the parent broker not yet existing, or a problem with the SYSTEM.BROKER.INTER.BROKER.COMMUNICATIONS queue at the parent broker.

AMQ5823

Exit path attribute invalid in WebSphere MQ Publish/Subscribe broker stanza.

Severity

10 : Warning

Explanation

The broker exit path attribute <insert_3> is not valid. The attribute should be specified as: <path><module name>(<function name>). The broker will terminate immediately.

Response

Correct the problem with the attribute and restart the broker.

AMQ5824

WebSphere MQ Publish/Subscribe broker exit module could not be loaded.

Severity

10 : Warning

Explanation

The broker exit module *<insert_3>* could not be loaded for reason *<insert_1>*:*<insert_4>*. The broker will terminate immediately.

Response

Correct the problem with the broker exit module *<insert_3>* and restart the broker.

AMQ5825

The address of the WebSphere MQ Publish/Subscribe broker exit function could not be found.

Severity

10 : Warning

Explanation

The address of the broker exit function *<insert_4>* could not be found in module *<insert_3>* for reason *<insert_1>*:*<insert_5>*. The broker will terminate immediately.

Response

Correct the problem with the broker exit function *<insert_4>* in module *<insert_3>*, and restart the broker.

AMQ5826

The WebSphere MQ Publish/Subscribe broker has failed to propagate a subscription to another broker.

Severity

10 : Warning

Explanation

The broker failed to propagate subscription to stream (*<insert_4>*) at broker (*<insert_3>*). Reason codes *<insert_1>* and *<insert_2>*. An application has either registered or deregistered a global subscription to stream (*<insert_4>*). The broker has attempted to propagate the subscription change to broker (*<insert_3>*) but the request has not been successful. The message broker will immediately attempt to refresh the state of the global subscriptions for stream (*<insert_4>*) at broker (*<insert_3>*). Until the subscription state has been successfully refreshed, messages published on stream (*<insert_4>*) through broker (*<insert_3>*) might not reach this broker.

Response

Use the reason codes to investigate why the problem occurred and take appropriate action to correct the problem.

AMQ5827

An WebSphere MQ Publish/Subscribe broker internal subscription has failed.

Severity

10 : Warning

Explanation

The broker failed to subscribe to stream (*<insert_4>*) at broker (*<insert_3>*) with reason codes *<insert_1>* and *<insert_2>*. Related brokers learn about each others configuration by subscribing to information published by each other. A broker has discovered that one of these internal subscriptions has failed. The broker will reissue the subscription immediately. The broker cannot function correctly without knowing some information about neighboring brokers. The information that this broker has about broker (*<insert_3>*) is not complete and this could lead to subscriptions and publications not being propagated around the network correctly.

Response

Investigate why the problem occurred and take appropriate action to correct the problem. The most likely cause of this failure is a problem with the SYSTEM.BROKER.CONTROL.QUEUE at broker (*<insert_3>*), or a problem with the definition of the route between this broker and broker (*<insert_3>*).

AMQ5828

WebSphere MQ Publish/Subscribe broker exit returned an ExitResponse that is not valid.

Severity

10 : Warning

Explanation

The broker exit returned an ExitResponse *<insert_1>* that is not valid. The message has been allowed to

continue and an FFST has been generated that contains the entire exit parameter structure.

Response

Correct the problem with the broker exit.

AMQ5829

Usage: amqfqpub [-m QMgrName] Note: Do not run this command manually.

Severity

0 : Information

Explanation

This shows the correct usage.

Response

None.

AMQ5830

The endmqbrk command can no longer be used. The &MQQPUBSUB_short is enabled/disabled by altering the Queue Manager's PSMODE attribute. Setting PSMODE to "COMPAT" disables the queued pubsub interface.

Severity

0 : Information

Explanation

The endmqbrk command (shipped with earlier versions of MQ) is no longer used to enable/disable the WebSphere MQ Publish/Subscribe. Instead of issuing the endmqbrk command the PSMODE attribute of the queue manager should be set to COMPAT.

Response

None.

AMQ5832

WebSphere MQ Publish/Subscribe broker failed to publish configuration information on SYSTEM.BROKER.ADMIN.STREAM.

Severity

10 : Warning

Explanation

Related brokers learn about each others configuration by subscribing to information published by each other. A broker has discovered that one of these internal publications has failed. The broker will republish the information immediately. Brokers cannot function correctly without knowing some information about neighboring brokers. The information that neighboring brokers have of this broker might not be complete and this could lead to some subscriptions and publications not being propagated around the network.

Response

Investigate why the problem occurred and take appropriate action to correct the problem.

AMQ5833

A loop has been detected in the WebSphere MQ Publish/Subscribe broker hierarchy.

Severity

20 : Error

Explanation

The broker, on queue manager (<insert_3>), introduced a loop in the broker hierarchy. This broker will terminate immediately.

Response

Remove broker (<insert_3>) from the hierarchy, either by deleting the broker, or by removing knowledge of the broker's parent, using the clrmqbrk command.

AMQ5834

Conflicting queue manager names in the WebSphere MQ Publish/Subscribe broker hierarchy.

Severity

10 : Warning

Explanation

The names of the queue managers (*<insert_3>*) and (*<insert_4>*) in the broker hierarchy both start with the same 12 characters. The first 12 characters of a broker's queue manager name should be unique to ensure that no confusion arises within the broker hierarchy, and to guarantee unique message ID allocation.

Response

Use a queue manager naming convention that guarantees uniqueness of the first 12 characters of the queue manager name.

AMQ5835

WebSphere MQ Publish/Subscribe broker failed to inform its parent of a relation for reason *<insert_1>*.

Severity

0 : Information

Explanation

The failed to notify its parent on queue manager (*<insert_3>*) of the relation (*<insert_4>*) in the broker hierarchy. The notification message will be put to the parent's dead-letter queue. A failure to notify a broker of a new relation will mean that no loop detection can be performed for the new relation.

Response

Diagnose and correct the problem on the parent queue manager. One possible reason for this is that the parent broker does not yet exist.

AMQ5836

Duplicate queue manager name located in the WebSphere MQ Publish/Subscribe hierarchy.

Severity

0 : Information

Explanation

Multiple instances of the queue manager name (*<insert_3>*) have been located. This could either be the result of a previously resolved loop in the broker hierarchy, or multiple queue managers in the broker hierarchy having the same name.

Response

If this broker introduced a loop in the hierarchy (typically identified by message AMQ5833), this message can be ignored. It is strongly recommended that every queue manager in a broker hierarchy has a unique name. It is not recommended that multiple queue managers use the same name.

AMQ5837

WebSphere MQ Publish/Subscribe broker failed to quiesce queue (*<insert_3>*) for reason *<insert_1>*.

Severity

10 : Warning

Explanation

When a broker is deleted, the broker's input queues are quiesced by making the queue get inhibited, and writing the contents of the queue to the dead-letter queue (depending upon the report options of the message). The broker was unable to quiesce the named queue for the reason shown. The attempt to delete the broker will fail.

Response

Investigate why the problem occurred, take appropriate action to correct the problem, and reissue the dltmqbrk command. Likely reasons include the queue being open for input by another process, there being no dead-letter queue defined at this queue manager, or the operator setting the queue to get inhibited while the dltmqbrk command is running. If there is no dead-letter queue defined, the reason will be reported as MQRC_UNKNOWN_OBJECT_NAME. If the problem occurs because there is no dead-letter queue defined at this broker, the operator can either define a dead-letter queue, or manually empty the queue causing the problem.

AMQ5837 (i5/OS)

WebSphere MQ Publish/Subscribe broker failed to quiesce queue.

Severity

10 : Warning

Explanation

When a broker is deleted, the broker's input queues are quiesced by making the queue get inhibited, and writing the contents of the queue to the dead-letter queue (depending upon the report options of the message). The broker was unable to quiesce the queue (*<insert_3>*) for reason *<insert_1>*. The attempt to delete the broker will fail.

Response

Investigate why the problem occurred, take appropriate action to correct the problem, and reissue the dltmqbrk command. Likely reasons include the queue being open for input by another process, there being no dead-letter queue defined at this queue manager, or the operator setting the queue to get inhibited while the dltmqbrk command is running. If there is no dead-letter queue defined, the reason will be reported as MQRC_UNKNOWN_OBJECT_NAME. If the problem occurs because there is no dead-letter queue defined at this broker, the operator can either define a dead-letter queue, or manually empty the queue causing the problem.

AMQ5838

WebSphere MQ Publish/Subscribe broker cannot be deleted.

Severity

10 : Warning

Explanation

The broker cannot be deleted as child (<insert_3>) is still registered. A broker cannot be deleted until all other brokers that have registered as children of that broker, have deregistered as its children.

Response

Use the clrmqbrk and dltmqbrk commands to change the broker topology so that broker (<insert_3>) is not registered as a child of the broker being deleted.

AMQ5839

WebSphere MQ Publish/Subscribe broker received an unexpected inter-broker communication.

Severity

10 : Warning

Explanation

A broker has received an inter-broker communication that it did not expect. The message was sent by broker (<insert_3>). The message will be processed according to the report options in that message. The most likely reason for this message is that the broker topology has been changed while inter-broker communication messages were in transit (for example, on a transmission queue) and that a message relating to the previous broker topology has arrived at a broker in the new topology. This message may be accompanied by an informational FFST including details of the unexpected communication.

Response

If the broker topology has changed and the broker named in the message is no longer related to the broker issuing this message, this message can be ignored. If the clrmqbrk command was issued to unilaterally remove knowledge of broker (<insert_3>) from this broker, the clrmqbrk command should also be used to remove knowledge of this broker from broker (<insert_3>). If the clrmqbrk command was issued to unilaterally remove knowledge of this broker from broker (<insert_3>), the clrmqbrk command should also be used to remove knowledge of broker (<insert_3>) at this broker.

AMQ5840

WebSphere MQ Publish/Subscribe broker unable to delete queue.

Severity

10 : Warning

Explanation

The broker has failed to delete the queue (<insert_3>) for reason <insert_2>. The broker typically attempts to delete queues during dltmqbrk processing, in which case the dltmqbrk command will fail.

Response

The most likely reason for this error is that some other process has the queue open. Determine why the queue cannot be deleted, remove the inhibitor, and retry the failed operation. In a multi-broker environment, it is likely that a message channel agent might have queues open, which the broker needs to delete for a dltmqbrk command to complete.

AMQ5841

WebSphere MQ Publish/Subscribe broker (<insert_3>) deleted.

Severity

0 : Information

Explanation

The broker (<insert_3>) has been deleted using the dltmqbrk command.

Response

None.

AMQ5842

WebSphere MQ Publish/Subscribe broker (<insert_3>) cannot be deleted for reason <insert_1>:<insert_5>.

Severity

20 : Error

Explanation

An attempt has been made to delete the broker (<insert_3>) but the request has failed for reason <insert_1>:<insert_5>.

Response

Determine why the dltmqbrk command cannot complete successfully. The message logs for the queue manager might contain more detailed information on why the broker cannot be deleted. Resolve the problem that is preventing the command from completing and reissue the dltmqbrk command.

AMQ5842 (i5/OS)

WebSphere MQ Publish/Subscribe broker cannot be deleted.

Severity

20 : Error

Explanation

An attempt has been made to delete the WebSphere MQ Publish/Subscribe broker (<insert_3>) but the request has failed for reason <insert_1>:<insert_5>.

Response

Determine why the dltmqbrk command cannot complete successfully. The message logs for the queue manager might contain more detailed information on why the broker cannot be deleted. Resolve the problem that is preventing the command from completing and reissue the dltmqbrk command.

AMQ5843

WebSphere MQ Publish/Subscribe broker (<insert_3>) cannot be started as it is partially deleted.

Severity

10 : Warning

Explanation

An attempt has been made to start a broker that is in a partially deleted state. An earlier attempt to delete the broker has failed. The broker deletion must be completed before the broker will be allowed to restart. When broker deletion is successful, message AMQ5841 is issued, indicating that the broker has been deleted. If this message is not received on completion of a dltmqbrk command, the broker deletion has not been completed and the command will have to be reissued.

Response

Investigate why the earlier attempt to delete the broker failed. Resolve the problem and reissue the dltmqbrk command.

AMQ5843 (i5/OS)

WebSphere MQ Publish/Subscribe broker cannot be started as it is partially deleted.

Severity

10 : Warning

Explanation

An attempt has been made to start the broker <insert_3> that is in a partially deleted state. An earlier attempt to delete the broker has failed. The broker deletion must be completed before the broker will be allowed to restart. When broker deletion is successful, message AMQ5841 is issued, indicating that the broker has been deleted. If this message is not received on completion of a dltmqbrk command, the broker deletion has not been completed and the command will have to be reissued.

Response

Investigate why the earlier attempt to delete the broker failed. Resolve the problem and reissue the dltmqbrk command.

AMQ5844

The relation between two WebSphere MQ Publish/Subscribe brokers is unknown.

Severity

10 : Warning

Explanation

The clrmqbrk command has been issued in an attempt to remove a brokers knowledge of a relation of that broker. The relative (<insert_4>) is unknown at broker (<insert_3>). If the "-p" flag was specified, the broker does not currently have a parent. If the "-c" flag was specified, the broker does not recognize the named child.

Response

Investigate why the broker is unknown.

AMQ5845

Usage: dltmqbrk -m QMgrName

Severity

0 : Information

Explanation

This shows the correct usage.

Response

None.

AMQ5847

WebSphere MQ Publish/Subscribe broker (<insert_3>) has removed knowledge of relation (<insert_4>).

Severity

0 : Information

Explanation

The clrmqbrk command has been used to remove knowledge of broker (<insert_4>) from broker (<insert_3>).

Response

None.

AMQ5847 (i5/OS)

WebSphere MQ Publish/Subscribe broker relation removed.

Severity

0 : Information

Explanation

The clrmqbrk command has been used to remove knowledge of broker (<insert_4>) from broker (<insert_3>).

Response

None.

AMQ5848

WebSphere MQ Publish/Subscribe broker (<insert_3>) has failed to remove references to relation (<insert_4>) for reason <insert_1>:<insert_5>.

Severity

20 : Error

Explanation

An attempt has been made to remove references to broker (<insert_4>) from broker (<insert_3>) using the clrmqbrk command, but the request has been unsuccessful.

Response

Determine why the clrmqbrk command cannot complete successfully. The message logs for the queue manager might contain more detailed information on why the broker cannot be deleted. Resolve the problem that is preventing the command from completing and then reissue the clrmqbrk command.

AMQ5848 (i5/OS)

WebSphere MQ Publish/Subscribe broker has failed to remove references to a related broker.

Severity

20 : Error

Explanation

An attempt has been made to remove references to broker (<insert_4>) from broker (<insert_3>) using the clrmqbrk command, but the request has been unsuccessful for reason <insert_1>:<insert_5>.

Response

Determine why the `clrmqbrk` command cannot complete successfully. The message logs for the queue manager might contain more detailed information on why the broker cannot be deleted. Resolve the problem that is preventing the command from completing and then reissue the `clrmqbrk` command.

AMQ5849

WebSphere MQ Publish/Subscribe broker may not change parent.

Severity

10 : Warning

Explanation

An attempt has been made to start broker (*<insert_3>*), nominating broker (*<insert_4>*) as its parent. The broker (*<insert_3>*) has previously been started, nominating broker (*<insert_5>*) as its parent. The `strmqbrk` command cannot be used to change an existing relationship.

Response

Do not attempt to change the broker topology by using the `strmqbrk` command. The `dltmqbrk` and `clrmqbrk` commands are the only supported means of changing the broker topology. Refer to the documentation of those commands for guidance on changing the broker topology.

AMQ5850

WebSphere MQ Publish/Subscribe broker interrupted while creating queue.

Severity

10 : Warning

Explanation

The broker was interrupted while creating queue (*<insert_3>*) for user ID (*<insert_4>*). When the broker creates a queue, it first creates the queue with default security attributes and it then sets the appropriate security attributes for the queue. If the broker should be interrupted during this operation (for example the queue manager is shut down), the broker cannot reliably detect that the security attributes have not been set correctly. The broker was creating a queue, but was interrupted before it could complete creation of the queue and setting the initial authority. If the interrupt occurred before the initial authority of the queue could be set, it might be necessary for the operator to set the appropriate authorities using the `setmqaut` command.

Response

Confirm that the named queue has the appropriate security attributes and modify them as necessary.

AMQ5851

WebSphere MQ Publish/Subscribe broker interrupted while creating internal queue.

Severity

10 : Warning

Explanation

The broker was interrupted while creating internal queue (*<insert_3>*) for user ID (*<insert_4>*). When the broker creates an internal queue, it first creates the queue with default security attributes and it then sets the appropriate security attributes for the queue. If the broker should be interrupted during this operation (for example the queue manager is shut down), the broker attempts to delete and redefine the queue. If the internal queue is available to users (for example, the default stream or the administration stream), it is possible that a user will put a message on the queue while it is in this invalid state, or that a user application has the queue open. In this situation the broker does not automatically redefine the queue and cannot be restarted until the queue has been emptied or closed.

Response

Examine any messages on the named queue and take appropriate action to remove them from the queue. Ensure that no applications have the queue open.

AMQ5852

WebSphere MQ Publish/Subscribe broker failed to propagate delete publication command.

Severity

0 : Information

Explanation

The broker failed to propagate delete publication command for stream (*<insert_3>*) to related broker (*<insert_4>*) for reason *<insert_1>*. When an application issues a delete publication command to delete a global publication, the command has to be propagated to all brokers in the sub-hierarchy supporting the stream. The broker reporting the error has failed to forward a delete publication command to a related broker (*<insert_4>*) who supports stream (*<insert_3>*). Delete publication commands are propagated without `MQRO_DISCARD_MSG`

and the command message might have been written to a dead-letter queue. The topic for which the delete publication has failed is (<insert_5>).

Response

If the delete publication has failed because the stream has been deleted at the related broker, this message can be ignored. Investigate why the delete publication has failed and take the appropriate action to recover the failed command.

AMQ5853

WebSphere MQ Publish/Subscribe failed to propagate a delete publication command.

Severity

0 : Information

Explanation

The broker failed to propagate a delete publication command for stream (<insert_3>) to a previously related broker. When an application issues a delete publication command to delete a global publication, the command is propagated to all brokers in the sub-hierarchy supporting the stream. The broker topology was changed after deleting the publication, but before a broker removed by the topology change processed the propagated delete publication message. The topic for which the delete publication has failed is (<insert_5>).

Response

It is the user's responsibility to quiesce broker activity before changing the broker topology using the clrmqbrk command. Investigate why this delete publication activity was not quiesced. The delete publication command will have been written to the dead-letter queue at the broker that was removed from the topology. In this case, further action might be necessary to propagate the delete publication command that was not quiesced before the clrmqbrk command was issued. If this message occurs as a result of the dlrmqbrk command, the publication will have been deleted as a result of the dlrmqbrk command, and the delete publication message will have been written to the dead-letter queue at the queue manager where the broker was deleted. In this case the delete publication message on the dead-letter queue can be discarded.

AMQ5854

WebSphere MQ Publish/Subscribe broker failed to propagate a delete publication command.

Severity

0 : Information

Explanation

When an application issues a delete publication command to delete a global publication, the command has to be propagated to all brokers in the sub-hierarchy supporting the stream. At the time the delete publication was propagated, broker (<insert_4>) was a known relation of this message broker supporting stream (<insert_3>). Before the delete publication command arrived at the related broker, the broker topology was changed so that broker (<insert_4>) no longer supported stream (<insert_3>). The topic for which the delete publication has failed is (<insert_5>).

Response

It is the user's responsibility to quiesce broker activity before changing the stream topology of the broker. Investigate why this delete publication activity was not quiesced. The delete publication command will have been written to the dead-letter queue at broker (<insert_4>).

AMQ5855

WebSphere MQ Publish/Subscribe broker ended.

Severity

10 : Warning

Explanation

An attempt has been made to run the broker (<insert_3>) but the broker has ended for reason <insert_1>:<insert_5>.

Response

Determine why the broker ended. The message logs for the queue manager might contain more detailed information on why the broker cannot be started. Resolve the problem that is preventing the command from completing and reissue the strmqbrk command.

AMQ5856

Broker publish command message cannot be processed. Reason code <insert_1>.

Severity

10 : Warning

Explanation

The WebSphere MQ Publish/Subscribe broker failed to process a publish message for stream (*<insert_3>*). The broker was unable to write the publication to the dead-letter queue and was not permitted to discard the publication. The broker will temporarily stop the stream and will restart the stream and consequently retry the publication after a short interval.

Response

Investigate why the error has occurred and why the publication cannot be written to the dead-letter queue. Either manually remove the publication from the stream queue, or correct the problem that is preventing the broker from writing the publication to the dead-letter queue.

AMQ5857

Broker control command message cannot be processed. Reason code *<insert_1>*.

Severity

10 : Warning

Explanation

The WebSphere MQ Publish/Subscribe broker failed to process a command message on the SYSTEM.BROKER.CONTROL.QUEUE. The broker was unable to write the command message to the dead-letter queue and was not permitted to discard the command message. The broker will temporarily stop the stream and will restart the stream and consequently retry the command message after a short interval. Other broker control commands cannot be processed until this command message has been processed successfully or removed from the control queue.

Response

Investigate why the error has occurred and why the command message cannot be written to the dead-letter queue. Either, manually remove the command message from the stream queue, or correct the problem that is preventing the broker from writing the command message to the dead-letter queue.

AMQ5858

Broker could not send publication to subscriber queue.

Severity

10 : Warning

Explanation

A failure has occurred sending a publication to subscriber queue (*<insert_4>*) at queue manager (*<insert_3>*) for reason *<insert_1>*. The broker configuration options prevent it from recovering from this failure by discarding the publication or by sending it to the dead-letter queue. Instead the broker will back out the unit of work under which the publication is being sent and retry the failing command message a fixed number of times. If the problem still persists, the broker will then attempt to recover by failing the command message with a negative reply message. If the issuer of the command did not request negative replies, the broker will either discard or send to the dead-letter queue the failing command message. If the broker configuration options prevent this, the broker will restart the affected stream, which will reprocess the failing command message again. This behavior will be repeated until such time as the failure is resolved. During this time the stream will be unable to process further publications or subscriptions.

Response

Usually the failure will be due to a transient resource problem, for example, the subscriber queue, or an intermediate transmission queue, becoming full. Use reason code *<insert_1>* to determine what remedial action is required. If the problem persists for a long time, you will notice the stream being continually restarted by the broker. Evidence of this occurring will be a large number of AMQ5820 messages, indicating stream restart, being written to the error logs. In such circumstances, manual intervention will be required to allow the broker to dispose of the failing publication. To do this, you will need to end the broker using the endmqbrk command and restart it with appropriate disposition options. This will allow the publication to be sent to the rest of the subscribers, while allowing the broker to discard or send to the dead-letter queue the publication that could not be sent.

AMQ5859

WebSphere MQ Publish/Subscribe broker stream is terminating due to an internal resource problem.

Severity

10 : Warning

Explanation

The broker stream (*<insert_3>*) has run out of internal resources and will terminate with reason code *<insert_1>*. If the command in progress was being processed under sync point control, it will be backed out and retried when the stream is restarted by the broker. If the command was being processed out of sync point control, it will not be able to be retried when the stream is restarted.

Response

This message should only be issued in very unusual circumstances. If this message is issued repeatedly for the same stream, and the stream is not especially large in terms of subscriptions, topics, and retained publications, save all generated diagnostic information and use either the [WebSphere MQ Support site](http://www.ibm.com/software/support/isa/), or the IBM support assistant at <http://www.ibm.com/software/support/isa/>, to see whether a solution is already available. If you are unable to find a match, contact your IBM support center.

AMQ5862

WebSphere MQ Publish/Subscribe broker for queue manager *<insert_3>* migrating.

Severity

0 : Information

Explanation

The dspmqbrk command has been issued to query the state of the broker. The broker is currently being migrated.

Response

None.

AMQ5863

WebSphere Brokers broker not ready for migration. See message logs for guidance.

Severity

10 : Warning

Explanation

The migmqbrk command was unsuccessful because the WebSphere Brokers broker was not ready to accept messages. The state of the WebSphere MQ Publish/Subscribe message broker is exported to the WebSphere Brokers broker in a series of messages sent to queue SYSTEM.BROKER.INTERBROKER.QUEUE. Before migration commences the WebSphere MQ Publish/Subscribe broker checks whether the WebSphere Brokers broker is ready to accept messages on this queue. This check has failed for reason *<insert_1>* so migration has been abandoned.

Response

Reason code *<insert_1>* should be used to determine the nature of the problem. A value of 1 means that queue SYSTEM.BROKER.INTERBROKER.QUEUE does not exist. This is probably because no WebSphere Brokers broker has been defined yet on this queue manager. A value of 2 means that the WebSphere Brokers broker does not have the queue open probably because it hasn't been started or the first message flow has yet to be deployed for it. If both of these steps have been taken then the WebSphere Brokers broker may have been created incorrectly. In particular, it should have been created in migration mode. If the broker was not created with the migration flag set then it will need to be deleted and recreated before migration can commence. For any other value in the reason code, use either the [WebSphere MQ Support site](http://www.ibm.com/software/support/isa/), or the IBM support assistant at <http://www.ibm.com/software/support/isa/>, to see whether a solution is already available. If you are unable to find a match, contact your IBM support center. Note that until the problem has been resolved the WebSphere MQ Publish/Subscribe broker can still be restarted with the the strmqbrk command.

AMQ5864

Broker reply message could not be sent. The command will be retried.

Severity

10 : Warning

Explanation

While processing a publish/subscribe command, the WebSphere MQ Publish/Subscribe broker could not send a reply message to queue (*<insert_4>*) at queue manager (*<insert_3>*) for reason *<insert_1>*. The broker was also unable to write the message to the dead-letter queue. Since the command is being processed under sync point control, the broker will attempt to retry the command in the hope that the problem is only of a transient nature. If, after a set number of retries, the reply message still could not be sent, the command message will be discarded if the report options allow it. If the command message is not discardable, the stream will be restarted, and processing of the command message recommenced.

Response

Use reason code *<insert_1>* to determine what remedial action is required. If the failure is due to a resource problem (for example, a queue being full), you might find that the problem has already cleared itself. If not, this message will be issued repeatedly each time the command is retried. In this case you are strongly advised to define a dead-letter queue to receive the reply message so that the broker can process other commands while the problem is being investigated. Check the application from which the command originated and ensure that it is specifying its reply-to queue correctly.

AMQ5865

Broker reply message could not be sent.

Severity

10 : Warning

Explanation

While processing a publish/subscribe command, the WebSphere MQ Publish/Subscribe broker could not send a reply message to queue (<insert_4>) at queue manager (<insert_3>) for reason <insert_1>. The broker was also unable to write the message to the dead-letter queue. As the command is not being processed under sync point control, the broker is not able to retry the command.

Response

Use reason code <insert_1> to determine what remedial action is required. If the failure is due to a resource problem (for example, a queue being full), you might find that the problem has already cleared itself. If not, check the application from which the command originated and ensure that it is specifying its reply-to queue correctly. You might find that defining a dead-letter queue to capture the reply message on a subsequent failure will help you with this task.

AMQ5866

Broker command message has been discarded. Reason code <insert_1>.

Severity

10 : Warning

Explanation

The WebSphere MQ Publish/Subscribe broker failed to process a publish/subscribe command message, which has now been discarded. The broker will begin to process new command messages again.

Response

Look for previous error messages to indicate the problem with the command message. Correct the problem to prevent the failure from happening again.

AMQ5867

WebSphere MQ Publish/Subscribe broker stream has ended abnormally.

Severity

10 : Warning

Explanation

The broker stream (<insert_3>) has ended abnormally for reason <insert_1>. The broker will attempt to restart the stream. If the stream should repeatedly fail, the broker will progressively increase the time between attempts to restart the stream.

Response

Use the reason code <insert_1> to investigate why the problem occurred. A reason code of 1 indicates that the stream ended because a command message could not be processed successfully. Look in the error logs for earlier messages to determine the reason why the command message failed. A reason code of 2 indicates that the stream ended because the broker exit could not be loaded. Until the problem with the broker exit has been resolved, the stream will continue to fail.

AMQ5868

User is no longer authorized to subscribe to stream.

Severity

0 : Information

Explanation

The broker has attempted to publish a publication to a subscriber, but the subscriber no longer has browse authority to stream queue (<insert_4>). The publication is not sent to the subscriber and his subscription is deregistered. An event publication containing details of the subscription that was removed is published on SYSTEM.BROKER.ADMIN.STREAM. While user ID (<insert_3>) remains unauthorized, the broker will continue to deregister subscriptions associated with that user ID.

Response

If the authority of user ID (<insert_3>) was intentionally removed, consider removing all of that user IDs subscriptions immediately by issuing an MQCMD_DEREGISTER_SUBSCRIBER command, specifying the MQREGO_DEREGISTER_ALL option on the subscriber's behalf. If the authority was revoked accidentally, reinstate it, but be aware that some, if not all, of the subscriber's subscriptions will have been deregistered by the broker.

AMQ5869

WebSphere MQ Publish/Subscribe broker is checkpointing registrations.

Severity

0 : Information

Explanation

A large number of changes have been made to the publisher and subscriber registrations of stream (<insert_3>). These changes are being checkpointed, in order to minimize both stream restart time and the amount of internal queue space being used.

Response

None.

AMQ5870

(Unexpected Error)

Severity

0 : Information

Explanation

N/A

Response

N/A

AMQ5871

(Resource Problem)

Severity

0 : Information

Explanation

N/A

Response

N/A

AMQ5872

(WebSphere MQ Publish/Subscribe broker has a known child)

Severity

0 : Information

Explanation

N/A

Response

N/A

AMQ5873

(WebSphere MQ Publish/Subscribe broker active)

Severity

0 : Information

Explanation

N/A

Response

N/A

AMQ5874

(One or more queues could not be quiesced)

Severity

0 : Information

Explanation

N/A

Response

N/A

AMQ5875

WebSphere MQ Publish/Subscribe broker cannot write a message to the dead-letter queue.

Severity

10 : Warning

Explanation

The broker attempted to put a message to the dead-letter queue (*<insert_3>*) but the message could not be written to the dead-letter queue for reason *<insert_1>*:*<insert_4>*. The message was being written to the dead-letter queue with a reason of *<insert_2>*:*<insert_5>*.

Response

Determine why the message cannot be written to the dead-letter queue. Also, if the message was not deliberately written to the dead-letter queue, for example by a message broker exit, determine why the message was written to the dead-letter queue and resolve the problem that is preventing the message from being sent to its destination.

AMQ5876

A parent conflict has been detected in the WebSphere MQ Publish/Subscribe broker hierarchy.

Severity

20 : Error

Explanation

The broker (*<insert_3>*) has been started, naming this broker as its parent. This broker was started naming broker (*<insert_3>*) as its parent. The broker will send an exception message to broker (*<insert_3>*) indicating that a conflict has been detected. The most likely reason for this message is that the broker topology has been changed while inter-broker communication messages were in transit (for example, on a transmission queue) and that a message relating to the previous broker topology has arrived at a broker in the new topology. This message may be accompanied by an informational FFST including details of the unexpected communication.

Response

If the broker topology has changed and the broker named in the message no longer identifies this broker as its parent, this message can be ignored - for example, if the command "clrmqbrk -m *<insert_3>* -p" was issued. If broker (*<insert_3>*) has been defined as this broker's parent, and this broker has been defined as broker (*<insert_3>*)'s parent, the clrmqbrk or the dlrmqbrk commands should be used to resolve the conflict.

AMQ5877

WebSphere MQ Publish/Subscribe broker stream has ended abnormally.

Severity

10 : Warning

Explanation

A broker stream (*<insert_3>*) has ended abnormally for reason *<insert_1>*. The broker recovery routines failed to reset the stream state and the stream cannot be restarted automatically.

Response

Investigate why the stream failed and why the broker's recovery routine could not recover following the failure. Take appropriate action to correct the problem. Depending upon the broker configuration and the nature of the problem it will be necessary to restart either the broker, or both the queue manager and the broker, to make the stream available. If the problem persists save any generated output files and use either the [WebSphere MQ Support site](#), or the IBM support assistant at <http://www.ibm.com/software/support/isa/>, to see whether a solution is already available. If you are unable to find a match, contact your IBM support center.

AMQ5878

WebSphere MQ Publish/Subscribe broker recovery failure detected.

Severity

10 : Warning

Explanation

An earlier problem has occurred with the broker, and either a stream has been restarted or the broker has been restarted. The restarted stream or broker has detected that the previous instance of the stream or broker did not clean up successfully and the restart will fail.

Response

Investigate the cause of the failure that caused a stream or broker restart to be necessary, and why the broker or stream was unable to clean up its resources following the failure. When the broker processes with a non-trusted routing exit (RoutingExitConnectType=STANDARD), the broker runs in a mode where it is more tolerant of unexpected failures and it is likely that the restart will succeed after a short delay. In the case of a stream restart, the broker will normally periodically retry the failing restart. In the case of a broker restart, it will be necessary to manually retry the broker restart after a short delay. When the broker processes without a routing exit, or with a trusted routine exit (RoutingExitConnectType=FASTPATH), the broker runs in a mode where it is less tolerant of unexpected failures and a queue manager restart will be necessary to resolve this problem. When the broker is running in this mode, it is important that the broker processes are not subjected to unnecessary asynchronous interrupts, for example, kill. If the problem persists, save any generated output files and use either the [WebSphere MQ Support site](http://www.ibm.com/software/support/isa/), or the IBM support assistant at <http://www.ibm.com/software/support/isa/>, to see whether a solution is already available. If you are unable to find a match, contact your IBM support center.

AMQ5879

WebSphere MQ Publish/Subscribe broker has been migrated.

Severity

10 : Warning

Explanation

The command was unsuccessful because the MQ Pub/Sub broker at queue manager *<insert_3>* has been migrated. After migration the only command which can be issued against the migrated broker is the dltmqbrk command.

Response

Issue the dltmqbrk command to delete the migrated broker.

AMQ5880

User is no longer authorized to subscribe to stream.

Severity

0 : Information

Explanation

The broker has attempted to publish a publication to a subscriber but the subscriber no longer has authority to stream queue (*<insert_4>*). The publication is not sent to the subscriber and that user ID's subscription is deregistered. An event publication containing details of the subscription that was removed is published on SYSTEM.BROKER.ADMIN.STREAM. While user ID (*<insert_3>*) remains unauthorized, the broker will continue to deregister subscriptions associated with that user ID.

Response

If the authority of user ID (*<insert_3>*) was intentionally removed, consider removing subscriptions immediately by issuing an MQCMD_DEREGISTER_SUBSCRIBER command for the appropriate topics on the subscriber's behalf. If the authority was revoked accidentally, reinstate it, but be aware that some, if not all, of the subscriber's subscriptions will have been deregistered by the broker.

AMQ5881

The WebSphere MQ Publish/Subscribe broker configuration parameter combination *<insert_1>* is not valid.

Severity

20 : Error

Explanation

A combination of Broker stanzas in the queue manager initialization file is not valid. The broker will not operate until this has been corrected.

An combination of (1) indicates that SyncPointIfPersistent has been set to TRUE and DiscardNonPersistentInputMsg has been set to FALSE. DiscardNonPersistentInputMsg must be set to TRUE when SyncPointIfPersistent is set to TRUE.

An combination of (2) indicates that SyncPointIfPersistent has been set to TRUE and DiscardNonPersistentResponse has been set to FALSE. DiscardNonPersistentResponse must be set to TRUE when SyncPointIfPersistent is set to TRUE.

An combination of (3) indicates that SyncPointIfPersistent has been set to TRUE and DiscardNonPersistentPublication has been set to FALSE. DiscardNonPersistentPublication must be set to TRUE when SyncPointIfPersistent is set to TRUE.

Response

Alter the message broker stanzas to comply with the above rules and retry the command.

AMQ5881 (Windows)

The WebSphere MQ Publish/Subscribe broker configuration parameter combination *<insert_1>* is not valid.

Severity

20 : Error

Explanation

A combination of Broker parameters in the broker configuration information is not valid. The broker will not operate until this has been corrected.

An combination of (1) indicates that SyncPointIfPersistent has been set to TRUE and DiscardNonPersistentInputMsg has been set to FALSE. DiscardNonPersistentInputMsg must be set to TRUE when SyncPointIfPersistent is set to TRUE.

An combination of (2) indicates that SyncPointIfPersistent has been set to TRUE and DiscardNonPersistentResponse has been set to FALSE. DiscardNonPersistentResponse must be set to TRUE when SyncPointIfPersistent is set to TRUE.

An combination of (3) indicates that SyncPointIfPersistent has been set to TRUE and DiscardNonPersistentPublication has been set to FALSE. DiscardNonPersistentPublication must be set to TRUE when SyncPointIfPersistent is set to TRUE.

Response

Alter the message broker configuration information using the `cfgmqbrk` tool to comply with the above rules and retry the command.

AMQ5882

WebSphere MQ Publish/Subscribe broker has written a message to the dead-letter queue.

Severity

10 : Warning

Explanation

The broker has written a message to the dead-letter queue (*<insert_3>*) for reason *<insert_1>*:*<insert_5>*. Note. To save log space, after the first occurrence of this message for stream (*<insert_4>*), it will only be written periodically.

Response

If the message was not deliberately written to the dead-letter queue, for example by a message broker exit, determine why the message was written to the dead-letter queue, and resolve the problem that is preventing the message from being sent to its destination.

AMQ5883

WebSphere MQ Publish/Subscribe broker state not recorded.

Severity

10 : Warning

Explanation

The broker state on stream (*<insert_3>*) not recorded while processing a publication outside of sync point. A nonpersistent publication has requested a change to either a retained message or a publisher registration. This publication is being processed outside of sync point because the broker has been configured with the SyncPointIfPersistent option set. A failure has occurred hardening either the publisher registration or the retained publication to the broker's internal queue. All state changes attempted as a result of this publication will be backed-out. Processing of the publication will continue and the broker will attempt to deliver it to all subscribers.

Response

Investigate why the failure occurred. It is probably due to a resource problem occurring on the broker. The most likely cause is 'queue full' on a broker queue. If your publications also carry state changes, you are advised to send them either as persistent publications or turn off the SyncPointIfPersistent option. In this way, they will be carried out under sync point and the broker can retry them in the event of a failure such as this.

AMQ5884

WebSphere MQ Publish/Subscribe broker control queue is not a local queue.

Severity

10 : Warning

Explanation

WebSphere MQ Publish/Subscribe has detected that the queue 'SYSTEM.BROKER.CONTROL.QUEUE' exists and is not a local queue. This makes the queue unsuitable for use as the control queue of the broker. The broker will terminate immediately.

Response

Delete the definition of the existing queue and, if required, re-create the queue to be of type MQQT_LOCAL. If you do not re-create the queue the broker will automatically create one of the correct type when started.

AMQ5885

Usage: runmqbrk (or strmqbrk) -m QMgrName [-f] [-l logfile]

Severity

0 : Information

Explanation

This shows the correct usage.

Response

None.

AMQ5886

WebSphere MQ Publish/Subscribe broker is being migrated.

Severity

10 : Warning

Explanation

The command cannot be issued at this time because the MQ Pub/Sub broker at queue manager *<insert_3>* is being migrated.

Response

Once migration has commenced then the only command which can be issued against the MQ Pub/Sub broker is the endmqbrk command to cancel the migration. Once the broker has ended if migration did not complete then it can be reattempted using the migmqbrk command again. Alternatively it can be cancelled by restarting the broker using the strmqbrk command.

AMQ5887

Migration started for stream *<insert_3>*

Severity

0 : Information

Explanation

Migration of stream *<insert_3>* has started.

Response

None.

AMQ5888

Migration complete for stream *<insert_3>*

Severity

0 : Information

Explanation

All of the state of stream *<insert_3>* has been exported to the WebSphere Brokers broker.

Response

None.

AMQ5889

WebSphere MQ Publish/Subscribe broker has been successfully migrated.

Severity

0 : Information

Explanation

Migration of the broker has completed successfully.

Response

The broker has been migrated. Resources used by it can now be freed by using the dlmqbrk command.

AMQ5890

The migration of the WebSphere MQ Publish/Subscribe broker has failed.

Severity

10 : Warning

Explanation

The WebSphere MQ Publish/Subscribe broker is being migrated. During this migration all persistent state, for example subscriptions, are exported to the WebSphere Brokers broker as a series of messages sent to queue *<insert_3>*. A migration message could not be written to this queue for reason *<insert_1>*.

Response

Use the MQPUT failure code *<insert_1>* to determine why the message cannot be written to the queue. The reason code could indicate that the queue manager is terminating in which case the migmqbrk command will need to be re-issued after the queue manager has restarted. Alternatively there may be a problem with the queue which may need to be rectified before migration can be attempted again.

AMQ5891

WebSphere MQ Publish/Subscribe broker has failed to receive a reply while exporting its state to WebSphere Brokers

Severity

10 : Warning

Explanation

The WebSphere MQ Publish/Subscribe broker is being migrated. During this migration all persistent state, for example subscriptions, are exported to the WebSphere Brokers broker as a series of messages. A reply message for one of the migration messages could not be retrieved from queue *<insert_3>* for reason *<insert_1>*. The migration of the WebSphere MQ Publish/Subscribe broker has failed.

Response

Use the MQGET failure code *<insert_3>* to determine why the reply message could not be received from the reply queue. The reason code could indicate that the queue manager is terminating in which the migmqbrk command will need to be re-issued after the queue manager has restarted. A reason code of 2033 indicates that no reply message was received within a 30 second wait interval. In this case the problem is more likely to have occurred at the WebSphere Brokers broker. Check for error messages issued at the WebSphere Brokers broker.

AMQ5892

Migration of stream *<insert_3>* has failed for reason *<insert_1>*:*<insert_4>*.

Severity

0 : Information

Explanation

Migration of stream *<insert_3>* has failed.

Response

Use reason code *<insert_1>* to investigate the reason for the failure. Once the problem has been resolved, re-issue the migmqbrk command to retry migration.

AMQ5892 (i5/OS)

Migration of stream *<insert_3>* has failed.

Severity

0 : Information

Explanation

Migration of stream *<insert_3>* has failed for reason *<insert_1>*:*<insert_4>*.

Response

Use reason code *<insert_1>* to investigate the reason for the failure. Once the problem has been resolved, re-issue the migmqbrk command to retry migration.

AMQ5893

WebSphere MQ Publish/Subscribe broker (*<insert_3>*) cannot be migrated for reason *<insert_1>*:*<insert_5>*.

Severity

20 : Error

Explanation

An attempt has been made to migrate the WebSphere MQ Publish/Subscribe broker (<insert_3>) but the request has failed for reason <insert_1>:<insert_5>.

Response

Determine why the migmqbrk command cannot complete successfully. The message logs for the queue manager might contain more detailed information outlining why the broker cannot be migrated. Resolve the problem that is preventing the command from completing and reissue the migmqbrk command.

AMQ5893 (i5/OS)

WebSphere MQ Publish/Subscribe broker cannot be migrated.

Severity

20 : Error

Explanation

An attempt has been made to migrate the broker (<insert_3>) but the request has failed for reason <insert_1>:<insert_5>.

Response

Determine why the migmqbrk command cannot complete successfully. The message logs for the queue manager might contain more detailed information outlining why the broker cannot be migrated. Resolve the problem that is preventing the command from completing and reissue the migmqbrk command.

AMQ5894

WebSphere MQ Publish/Subscribe broker cannot be migrated.

Severity

10 : Warning

Explanation

The WebSphere MQ Publish/Subscribe broker cannot be migrated yet because the state of stream <insert_3> is not consistent with respect to related broker <insert_4>. While an WebSphere MQ Publish/Subscribe broker is being migrated a check is made to ensure that the state of each stream is consistent with respect to all of the broker's relations. This check has failed because an inconsistency has been detected in the state of stream <insert_3> with respect to broker <insert_4>. The problem will most likely be of a transient nature, caused because the WebSphere MQ Publish/Subscribe broker has yet to complete processing a recent change to the topology of the broker network. For example, the stream in question may have recently been created or deleted at related broker <insert_4> and this broker has yet to complete its processing for this change. Another cause maybe that either this broker, or broker <insert_4>, have just been added into the broker network and subscriptions have yet to be exchanged the two brokers. If this is the case then the brokers will be inconsistent with respect to all streams. If no recent topology changes have been made then there maybe a current failure with the propagation of subscriptions to broker <insert_4>.

Response

In all cases migration of the WebSphere MQ Publish/Subscribe broker will need to be suspended until the inconsistency has been resolved. You will need to restart the broker using the strmqbrk command so that it can resolve the problem. After a short while, the broker can be ended and migration reattempted. If repeated attempts to migrate the broker all fail with this message then try to resolve the underlying problem. Look for earlier occurrences of message AMQ5826 and follow the guidance given there. In all cases ensure that the channels between the two brokers are running.

AMQ5895

WebSphere MQ Publish/Subscribe broker cannot be migrated.

Severity

10 : Warning

Explanation

A topic has been detected which cannot be exported to the WebSphere Brokers broker. The topic <insert_3> cannot be migrated because it contains wildcard characters recognised by the WebSphere Brokers broker. The wildcard characters used by WebSphere Brokers are the '+' and the '#' characters. The state associated with the topic isn't migrated and migration of the WebSphere MQ Publish/Subscribe broker fails.

Response

The WebSphere MQ Publish/Subscribe broker cannot be migrated while topic <insert_3> is in use. All applications using topics which contain either the '+' or '#' characters will need to be redesigned to use different topic strings. Note that the amqspds sample can be used to dump the state of the WebSphere MQ Publish/Subscribe broker. Within the dump produced by this program locate topic <insert_3> to determine

information about the publishing or subscribing applications concerned. Until the problem has been resolved the WebSphere MQ Publish/Subscribe broker can be restarted as normal using the strmqbrk command.

AMQ5896

Unknown attribute for WebSphere MQ Publish/Subscribe broker configuration parameter GroupId.

Severity

20 : Error

Explanation

The broker has attempted to create stream *<insert_4>* belonging to group *<insert_3>*, this group is unknown.

Response

Modify the attribute for broker configuration parameter GroupId, to a group that exists, or create the group *<insert_3>*.

AMQ5897

Subscription (subname *<insert_5>*, traditional identity *<insert_4>*, topicstring *<insert_3>*) not migrated, reason code *<insert_2>*

Severity

10 : Warning

Explanation

The migration of a subscription has failed and will be skipped (The migration failed with reason code *<insert_2>*). The subscription has topic string is *<insert_3>*, traditional identity *<insert_4>* and subscription name *<insert_5>*.

Response

Either manually migrate this subscription or investigate and fix the problem and perform the migration again.

AMQ5898

Changing parent queue manager cannot be performed during migration.

Severity

20 : Error

Explanation

A different queue manager was supplied with the '-p' parameter to the current parent manager.

Response

Reissue the migration command without the -p option. Once the migration has been performed, use MQSC to alter the queue manager's parent queue manager.

AMQ5900

Usage: migmbbrk [-r] [-o] [-s] [-z] -b BrokerName

Severity

0 : Information

Explanation

This shows the correct usage.

Response

None.

AMQ5901

Migrating Publish/Subscribe ACLs Header.

Severity

0 : Information

Explanation

Migrating Publish/Subscribe ACLs.

From WebSphere Message Broker: *<insert_3>*

To WebSphere MQ Queue Manager: *<insert_4>*

Timestamp: *<insert_5>*

Response

Follow the instructions to migrate ACLs

AMQ5902

Migrating Publish/Subscribe ACLs. No Broker ACLs

Severity

0 : Information

Explanation

The simplest way to migrate to WebSphere MQ is to choose or create a user group whose members are all the user ids that will use publish/subscribe services. Edit the setmqaut command below to replace <AllPSUsers> with the group you have chosen. Then execute the resulting command to modify the security attributes of the root MQ topic to be equivalent to WebSphere Brokers

```
setmqaut -m <insert_4> -n SYSTEM.BASE.TOPIC -t topic -g <AllPSUsers> +pub +sub
```

Response

Follow the instructions to migrate ACLs

AMQ5903

Migrating Publish/Subscribe ACLs. No Negative ACLs

Severity

0 : Information

Explanation

The root of the topic tree in <insert_3> has been changed to the same setting that is used by MQ. Furthermore, the topic tree contains only positive ACLs. Therefore it is possible to migrate the ACLs directly from <insert_3> to <insert_4> as follows.

1. Use the following MQSC commands to create topic objects in the topic tree for <insert_4>.

Response

Follow the instructions to migrate ACLs

AMQ5904

Migrating Publish/Subscribe ACLs. MQSC Create Topic

Severity

0 : Information

Explanation

Topic Object Name: <insert_3>

Topic String: <insert_4>

Response

Follow the instructions to migrate ACLs

AMQ5905

Migrating Publish/Subscribe ACLs. setmqaut

Severity

0 : Information

Explanation

```
setmqaut -m <insert_3> -n <insert_4> -t topic <insert_5>
```

Response

Follow the instructions to migrate ACLs

AMQ5906

Migrating Publish/Subscribe ACLs. setmqaut intro

Severity

0 : Information

Explanation

2. Use the following setmqaut commands to create authorisations in <insert_4>.

Response

Follow the instructions to migrate ACLs

AMQ5907

Migrating Publish/Subscribe ACLs. Redundant ACLs

Severity

0 : Information

Explanation

The WebSphere Brokers <insert_3> has the protection on its root topic set to allow all users to perform all actions (the default). However, there are additional ACLs defined elsewhere in the topic tree that also grant access to named users. These ACLs are redundant because of the setting on the root. You should review the ACLs defined in the broker since they may not be implementing the security that you intend.

Response

Follow the instructions to migrate ACLs

AMQ5908

Migrating Publish/Subscribe ACLs. Manual intervention required.

Severity

0 : Information

Explanation

The WebSphere Brokers <insert_3> has an ACL structure that cannot be migrated directly to WebSphere MQ. Typically this happens when the broker uses negative ACLs (which appear as "Deny" in the broker tooling) although it can sometimes occur when the root of the topic tree has multiple ACLs. You must review the broker's ACL structure and migrate it manually to <insert_4>.

Response

Follow the instructions to migrate ACLs

AMQ5909

Unable to create temporary queue <insert_3>.

Severity

20 : Error

Explanation

Unable to create temporary queue <insert_3>.

Response

Run the application again with service trace enabled and then contact your IBM support center.

AMQ5910

Unable to open migration log file.

Severity

20 : Error

Explanation

Unable to open migration log file.

Response

The log file is called amqmigmbbrk.log and is created in the current working directory. Determine why this file cannot be created and then re-run this application.

AMQ5911

Unable to delete temporary queue <insert_3>.

Severity

20 : Error

Explanation

Unable to delete temporary queue <insert_3>.

Response

If the migration log file shows that the application completed successfully then delete queue <insert_3> manually. If not, then run the application again with service trace enabled and then contact your IBM support center.

AMQ5912

Unable to open queue <insert_3>. Reason code: <insert_1>.

Severity

20 : Error

Explanation

Unable to open queue <insert_3>. Reason code: <insert_1>.

Response

Determine why the application cannot open the queue. Re-running the application while collecting trace may help with this. If necessary, contact your IBM service centre.

AMQ5913

WebSphere Brokers <insert_3> is not responding.

Severity

20 : Error

Explanation

WebSphere Brokers <insert_3> is not responding.

Response

Check that the WebSphere Brokers <insert_3> is started and working normally. If necessary, contact your IBM service centre.

AMQ5914

Unable to read a message from queue <insert_3>. Reason code: <insert_1>.

Severity

20 : Error

Explanation

Unable to read a message from queue <insert_3>. Reason code: <insert_1>.

Response

Determine why the application cannot read from the queue. Re-running the application while collecting service trace may help with this. If necessary, contact your IBM service centre.

AMQ5915

Unable to put a message to queue <insert_3>. Reason code: <insert_1>.

Severity

20 : Error

Explanation

Unable to put a message to queue <insert_3>. Reason code: <insert_1>.

Response

Determine why the application cannot put to the queue. Re-running the application while collecting service trace may help with this. If necessary, contact your IBM service centre.

AMQ5916

Unable to close queue <insert_3>. Reason code: <insert_1>.

Severity

20 : Error

Explanation

Unable to close queue <insert_3>. Reason code: <insert_1>.

Response

Determine why the application cannot close the queue. Re-running the application while collecting trace may help with this. If necessary, contact your IBM service centre.

AMQ5917

Unable to initialise the XML parser.

Severity

20 : Error

Explanation

Unable to initialise the XML parser.

Response

This is an internal error. Re-run the application while collecting service trace, then contact your IBM service centre.

AMQ5918

An XML message from the WebSphere Brokers *<insert_3>* could not be parsed.

Severity

20 : Error

Explanation

An XML message from the WebSphere Brokers *<insert_3>* could not be parsed.

Response

An XML message provided by WebSphere Brokers *<insert_3>* resulted in an error when &MQ tried to parse it. The XML message that caused the problem has been written to *<insert_4>*. The problem occurred in line *<insert_1>* at column *<insert_2>*. Please contact your IBM service centre and report this problem.

AMQ5919

The XML parser encountered an error and had to stop.

Severity

20 : Error

Explanation

The XML parser encountered an error and had to stop.

Response

An XML message provided by WebSphere Brokers *<insert_3>* resulted in an error when &MQ tried to parse it. The XML message has been written to *<insert_4>*. Please contact your IBM service centre and report this problem.

AMQ5920

Unable to clear temporary queue *<insert_3>*.

Severity

20 : Error

Explanation

Unable to clear temporary queue *<insert_3>*.

Response

Examine the queue and try to clear it manually. If the problem persists then run the application again with service trace enabled and then contact your IBM support center.

AMQ5921

Unable to create UTF-8 transcoder.

Severity

20 : Error

Explanation

Unable to create UTF-8 transcoder. This is an internal error from the XML message parser.

Response

Run the application again with service trace enabled and then contact your IBM support center.

AMQ5922

Unable to migrate a topic string from WebSphere Brokers because it is too long or contains an unrecognised character. The start of the string is *<insert_3>*.

Severity

20 : Error

Explanation

Unable to process a topic string from WebSphere Brokers because it is too long or contains an unrecognised character. The start of the string is *<insert_3>*.

Response

Migrate the topic string manually. (Reviewing the migration log may provide additional information about the source of the problem.)

AMQ5923

Unable to retrieve the CCSID for queue manager *<insert_3>*. Reason code: *<insert_1>*

Severity

20 : Error

Explanation

Unable to retrieve the CCSID for queue manager *<insert_3>*. Reason code: *<insert_1>*

Response

Re-run the application with trace enabled to determine the cause of the problem. If necessary, contact your IBM support centre.

AMQ5924

Duplicate topic object *<insert_3>* already exists.

Severity

20 : Error

Explanation

While attempting to create topic object *<insert_3>* for topic string *<insert_4>* the migration utility found that a topic object of that name already exists and was unable to replace it.

Response

Examine the topic object to determine whether it represents the correct topic string. If it does, then it was probably created by a previous run of this utility and it is safe to either use it as it is, or overwrite it. If not, then the conflict will have to be resolved manually. Further details of this problem are recorded in the migration log file.

AMQ5925

The execution environment for WebSphere Brokers has not been initialised

Severity

20 : Error

Explanation

This utility must be run from a command window that can execute WebSphere Brokers commands and this not the case.

Response

Either run this utility from an WebSphere Brokers command console or manually execute the mqsiprofile command script before running the migration tool.

AMQ5926

Unable to subscribe to topic for migration completion message.

Severity

20 : Error

Explanation

This utility subscribes to topic, *<insert_3>*, to determine whether the pub/sub state for this broker has already been migrated. However the subscription failed with reason code %d.

Response

This is an unexpected error. Contact your IBM support centre

AMQ5927

Migration for this broker has been completed successfully in the past. Since the -z switch was not specified, this attempt will be abandoned.

Severity

0 : Information

Explanation

Migration for this broker has been completed successfully in the past. Since the -z switch was not specified, this attempt will be abandoned.

Response

If the previous successful run produced satisfactory results then there is nothing more to do. If you really do intend to run the migration again then specify the -z switch. You may also want to use the -o switch if you wish to overwrite existing artefacts in the queue manager with ones found during migration.

AMQ5928

Migrating subscription (subname <insert_5>, traditional identity <insert_4>, topicstring <insert_3>) failed when replacing an existing subscription with reason <insert_2>

Severity

20 : Error

Explanation

Because the migration command was run with the force flag (-f) it has tried to replace an existing subscription. Replacing the existing subscription failed with reason <insert_2>. The subscription has topic string is <insert_3>, traditional identity <insert_4> and subscription name <insert_5>.

Response

Use the migration log to investigate and fix the problem and perform the migration again.

AMQ5929

Migration of a subscription was skipped as a existing subscription exists with the same subname. (The subscription that was not migrated had: subname <insert_5>, traditional identity <insert_4> and topicstring <insert_3>).

Severity

10 : Warning

Explanation

The migration command was run without the force flag (-f). Therefore existing subscriptions are not overwritten. Two subscriptions cannot have the same subname so migration of the subscription was skipped.

Response

If the subscription that has been skipped is still required then either the existing subscription with the same name can be removed and the migration command then re-run, or the migration command can be re-run with the force option (-f) which will cause any existing subscriptions with the same subname to be migrated.

AMQ5930

Migration of stream <insert_3> encountered non-fatal errors, reason <insert_1>:<insert_4>.

Severity

0 : Information

Explanation

During migration of stream <insert_3>, an error occurred but the migration of the stream continued

Response

Use earlier error messages (and/or the migration log) to investigate the reason for the failure. Once the problem has been resolved, re-issue the migmqbrk command to retry migration.

AMQ5931

Failed to create topic object for stream <insert_3> reason <insert_1>

Severity

20 : Error

Explanation

During migration a topic object is created for each stream. Creation of the topic object that corresponds to stream *<insert_3>* failed for reason *<insert_1>*.

Response

Use the migration log to investigate and fix the problem and perform the migration again.

AMQ5932

Migration of security for stream *<insert_3>* failed with reason *<insert_1>*

Severity

20 : Error

Explanation

During migration, security access for the stream is migrated to the corresponding topic object. Migrating the security for stream *<insert_3>* failed for reason *<insert_1>*.

Response

Use the migration log to investigate and fix the problem and perform the migration again.

AMQ5933

Could not open migration log: *<insert_3>*

Severity

20 : Error

Explanation

A log of actions performed during publish/subscribe migration is kept. (Its location can be set using the "-l" command line parameter - currently it is set to *<insert_3>*). The log could not be opened for writing.

Response

Ensure that the file *<insert_3>* can be written to and then rerun the migration. Alternatively rerun the migration specifying a different log file location with the "-l" parameter.

AMQ5934

Could not write to migration log: *<insert_3>*

Severity

20 : Error

Explanation

A log of actions performed during publish/subscribe migration is kept. (Its location can be set using the "-l" command line parameter - currently is set to *<insert_3>*). The log could not be written to.

Response

Ensure that the file *<insert_3>* can be written to and then rerun the migration. Alternatively rerun the migration specifying a different log file location with the "-l" parameter.

AMQ5935

None of the following subscription properties were encountered during migration

JoinExcl

JoinShared

NoAlter

VariableUserId

SubIdentity

SubName

If your subscriptions do not use these properties then no further action is required. However if you do have subscriptions that rely on these properties then you must upgrade WebSphere Brokers and re-run the migration.

Severity

10 : Warning

Explanation

These properties are only visible to the migration tool if WebSphere Brokers has been upgraded to the most recent FixPack level.

Response

If your subscriptions do not use these properties then no action is required.

However, if any of your subscriptions use any of these properties then you need to upgrade WebSphere Brokers and then re-run the migration process.

AMQ5936

Unable to commit a read from queue *<insert_3>*.

Severity

20 : Error

Explanation

A message was read from queue *<insert_3>* under synch point but the subsequent attempt to commit that read failed.

Response

Re-run the application using the *-s* switch which will force all intermediate queues to be cleared before they are used. If the problem persists, contact your IBM service centre.

AMQ5937

Duplicate subscription already exists.

Severity

20 : Error

Explanation

While attempting to create a subscription named *<insert_3>* for topic string *<insert_4>* the migration utility found that a subscription of that name already exists and was unable to replace it.

Response

Examine the subscription to determine whether it is correct. If it is, then it was probably created by a previous run of this utility and it is safe to either use it as it is, or overwrite it. If not, then the conflict will have to be resolved manually. Further details of this problem are recorded in the migration log file.

AMQ5938

Unable to make subscription.

Severity

20 : Error

Explanation

A failure occurred while attempting to create a subscription to topic string *<insert_4>* using the subscription name *<insert_3>*. The associated reason code is *<insert_1>*.

Response

Use the reason code shown in the message to determine the cause of the failure and take appropriate action to rectify the problem.

AMQ5939

Unexpected message read from queue *<insert_3>*.

Severity

20 : Error

Explanation

A message read from queue *<insert_3>* was not expected at this stage of migration.

Response

The unexpected message should not have been on the queue. Re-run the application using the *-s* switch which will force all intermediate queues to be cleared before they are used. If the problem persists, contact your IBM service centre.

AMQ5940

Failed to migrate relations

Severity

20 : Error

Explanation

During migration of the hierarchy relations an error was encountered. Please see the migration log for more details.

Response

Look at the migration log for details of the error, correct the problem and re-run the migration command.

AMQ5941

Unable to allocate a unique name for a subscription point.

Severity

20 : Error

Explanation

The queue manager allocates a unique topic object name for each subscription point up to a maximum of 256 and that limit has been reached. No further subscription points can be migrated to this queue manager. In addition, any artefact that depends on this subscription point, for example, retained publications, will also not be migrated.

Response

If possible reduce the number of subscription points used by the WebSphere Brokers broker that is the source of the migration.

AMQ5942

A userid, *<insert_3>*, supplied by the the WebSphere Brokers is not valid

Severity

20 : Error

Explanation

The userid, *<insert_3>*, is not valid for use with the queue manager.

Response

Examine the migration log or product trace to determine why the userid is not valid for this queue manager. If possible, alter the userid that is stored in the broker and re-run the migration step.

AMQ5943

Migration cannot be performed as the WebSphere MQ Publish/Subscribe is currently active

Severity

10 : Warning

Explanation

The runmqbrk (and strmqbrk) commands migrate publish/subscribe data (for example, subscriptions and retained messages) from earlier versions of &MQ. The migration can only be performed when the WebSphere MQ Publish/Subscribe is inactive.

Response

If migration is required, the WebSphere MQ Publish/Subscribe should first be disabled, which can be achieved using the following MQSC: alter qmgr psmode(compat)

AMQ5944

Migration has completed with errors. The WebSphere MQ Publish/Subscribe will need to be started manually

Severity

10 : Warning

Explanation

The migration command has completed but not all data could be migrated. Details of the error(s) can be found in earlier error messages and the migration log.

Response

Examine earlier error messages and review the migration log, then manually perform migration of any remaining data that is still required (or if the problem was transitory by re-running the migration command). Once migration has been completed, the WebSphere MQ Publish/Subscribe can be started by issuing the following MQSC command: alter qmgr psmode(enabled)

AMQ5945

The retained message for topic-string *<insert_3>* on stream *<insert_4>* could not be migrated for reason code *<insert_2>*

Severity

10 : Warning

Explanation

The migration of a retained message has failed and will be skipped (The migration failed with reason code *<insert_2>*). The retained message has topic string *<insert_3>*, on stream *<insert_4>*.

Response

Either manually republish the message for this topic or investigate and fix the problem and perform the migration again.

AMQ5946

The &MQQPUBSUB_short could not be started for reason *<insert_1>*

Severity

20 : Error

Explanation

After the migration, the starting of the &MQQPUBSUB_short could not be performed.

Response

Determine (from the reason) why the &MQQPUBSUB_short could not be started, correct the problem and then manually issue the following MQSC command: ALTER QMGR PSMODE(ENABLED)

**AMQ5947**

The setting of PSMODE is not COMPAT for queue manager *<insert_1>*

Severity

20 : Error

Explanation

The queue manager property PSMODE must be set to COMPAT for queue manager *<insert_1>* to allow pub/sub migration to happen.

Response

None.

**AMQ5948**

Some properties of RFH1 format retained messages cannot be retrieved from the broker. If there are RFH1 format retained messages in the broker then you should check that the retained publication that has been migrated to the queue manager is in fact correct.

Severity

10 : Warning

Explanation

Some properties of RFH1 format retained messages cannot be retrieved from the broker. If there are RFH1 format retained messages in the broker then you should check that the retained publication that has been migrated to the queue manager is in fact correct. See the MQ documentation for more details.

Response

Check whether the WMB broker does in fact have retained publications that were published in RFH1 format and, if so, manually migrate them to the queue manager.

**AMQ5949**

Unable to set environment for mqsisstop command.

Severity

20 : Error

Explanation

The migration tool attempts to stop the broker once migration is complete and has to set environment variables

in order to do this. The attempt to set one or more of those variables failed.

Response

Review the migration log file or run the migration again with trace turned on to obtain more detail of the reason for the failure.

**AMQ5950**

Unable to resume an interrupted migration run.

Severity

20: Error

Explanation

The migration tool found that a previous run had been interrupted. It normally attempts to resume that migration run from the point where it was interrupted, but on this occasion was unable to do so because the interruption occurred while processing multiple subIdentities for a subscription.

Response

Run the migration again with the -s switch turned on to prevent resumption of the previous run and also with the -o switch to force existing definitions in the queue manager to be overwritten by the definitions brought from the broker.

**AMQ5960**

Distributed pub/sub command processor stopping because of errors.

Severity

20 : Error

Explanation

A severe error, as reported in the preceding messages, occurred during distributed pub/sub command processing. The pub/sub command processor was unable to continue and terminates.

Response

Correct the problem reported in the preceding messages.

AMQ5961

Distributed pub/sub publication processor stopping because of errors.

Severity

20 : Error

Explanation

A severe error, as reported in the preceding messages, occurred during distributed pub/sub publication processing. The pub/sub publication processor was unable to continue and terminates.

Response

Correct the problem reported in the preceding messages.

AMQ5962

Distributed pub/sub proxy-subscription fan out process is stopping because of errors.

Severity

20 : Error

Explanation

A severe error, as reported in the preceding messages, occurred during distributed pub/sub proxy-subscription fan out. The pub/sub proxy-subscription fan out process was unable to continue and terminates.

Response

Correct the problem reported in the preceding messages.

AMQ5963

Queued Pub/Sub Daemon Unavailable.

Severity

20 : Error

Explanation

The Distributed publish/subscribe process was unable to contact the queued pub/sub Daemon. If there is a problem with the Daemon, this should be highlighted in preceding messages. Hierarchical connections will not be further processed until the problem is rectified.

Response

Correct the problem reported in the preceding messages. When the Daemon becomes available, it may be necessary to perform a REFRESH QMGR TYPE(PROXYSUB) to resync subscriptions.

AMQ5964

Pub/sub hierarchy connected.

Severity

0 : Information

Explanation

A pub/sub hierarchy connection has been established with child or parent queue manager <insert_3>.

Response

None.

AMQ5965

Pub/sub hierarchy disconnected.

Severity

0 : Information

Explanation

A pub/sub hierarchy connection has ended with child or parent queue manager <insert_3>.

Response

None.

AMQ5966

A previous publication is being incorrectly processed again.

Severity

30 : Severe error

Explanation

A publication, previously processed by this queue manager, has been received. This message will not be re-published and will be processed according to the message's report options. Additional messages may be written if this publication is sent to the dead-letter queue. This is caused by an invalid configuration of a hierarchy and a pub/sub cluster.

Response

Correct the configuration to remove the loop. Check the message properties in the dead-letter queue to determine the route taken.

AMQ5967

Distributed Pub/Sub non-durable cleanup completed.

Severity

0 : Information

Explanation

The Distributed publish/subscribe process has successfully completed the cleanup of proxy subscriptions which have been sent on behalf of non-durable subscriptions.

Response

None.

AMQ5968

Distributed Pub/Sub unable to persist successful clean shutdown.

Severity

0 : Information

Explanation

A failure occurred while attempting to persist the successful completion of the Distributed publish/subscribe process to cleanup proxy subscriptions which have been sent on behalf of non-durable subscriptions. Associated reason code is *<insert_1>*.

Response

On queue manager restart the Distributed publish/subscribe process will issue a resync of proxy subscriptions with all other directly connected queue managers in a hierarchy or publish/subscriber cluster.

AMQ5969

Requests outstanding for Distributed Pub/Sub on shutdown.

Severity

0 : Information

Explanation

Proxy subscription requests are still outstanding after the Distributed publish/subscribe process has successfully completed cleanup of proxy subscriptions which have been sent on behalf of non-durable subscriptions. These request will not be processed.

Response

On queue manager restart the Distributed publish/subscribe process will issue a resync of proxy subscriptions with all other directly connected queue managers in a hierarchy or publish/subscriber cluster.

AMQ5970

Distributed Pub/Sub unable to check request queue.

Severity

0 : Information

Explanation

Following a successful cleanup of proxy subscriptions which have been sent on behalf of non-durable subscriptions, the Distributed publish/subscribe process is unable to check the request queue to determine if any proxy subscriptions requests are outstanding. The associated reason code is *<insert_1>*.

Response

On queue manager restart the Distributed publish/subscribe process will issue a resync of proxy subscriptions with all other directly connected queue managers in a hierarchy or publish/subscriber cluster.

AMQ5971

Distributed Pub/Sub non-durable cleanup failed to complete.

Severity

0 : Information

Explanation

The Distributed publish/subscribe process was unable to successfully completed the cleanup of proxy subscriptions which have been sent on behalf of non-durable subscriptions. The associated reason code is *<insert_1>*.

Response

On queue manager restart the Distributed publish/subscribe process will issue a full resync of all proxy subscriptions with all other directly connected queue managers in a hierarchy or publish/subscriber cluster.

AMQ5972

Distributed Pub/Sub fanout request put failed.

Severity

20 : Error


Explanation

Unable to place subscription fanout request to the Distributed publish/subscribe fanout request queue *<insert_3>*. The associated reason code is *<insert_1>*.

Response

Correct the problem reported in the preceding messages. When the problem has been resolved, it may be necessary to perform a REFRESH QMGR TYPE(PROXYSUB) to resync subscriptions.

Parent topic: [Diagnostic messages: AMQ4000-9999](#)

 This build: January 26, 2011 12:01:42

[Notices](#) | [Trademarks](#) | [Downloads](#) | [Library](#) | [Support](#) | [Feedback](#)

© Copyright IBM Corporation 1999, 2009. All Rights Reserved.

This topic's URL:
amq5

1.3. AMQ6000-6999: Common services

AMQ6004

An error occurred during WebSphere MQ initialization or ending.

Severity

30 : Severe error

Explanation

An error was detected during initialization or ending of MQ. The MQ error recording routine has been called.

Response

Use the standard facilities supplied with your system to record the problem identifier, and to save the generated output files. Use either the [WebSphere MQ Support site](#), or the IBM support assistant at <http://www.ibm.com/software/support/isa/>, to see whether a solution is already available. If you are unable to find a match, contact your IBM support center. Do not discard these files until the problem has been resolved.

AMQ6005 (i5/OS)

An error occurred during WebSphere MQ startup.

Severity

30 : Severe error

Explanation

An attempt to start the storage monitor process (job QMQM in subsystem QSYSWRK) was unsuccessful.

Response

Check the joblog for this job and for the QMQM job for possible reasons for failure, correct the error and try the command again. If the problem is not resolved, a problem may have been logged. Use WRKPRB to record the problem identifier, and to save the QPSRVDMP, QPJOBLOG, and QPDSPJOB files. Save any generated output files and use either the [WebSphere MQ Support site](#), or the IBM support assistant at <http://www.ibm.com/software/support/isa/>, to see whether a solution is already available. If you are unable to find a match, contact your IBM support center. Do not discard these files until the problem has been resolved.

AMQ6015

The operating system is either too busy or has insufficient resources to complete a system request.

Severity

30 : Severe error

Explanation

A system request <insert_3> was rejected by the operating system with return code <insert_1>. WebSphere MQ retried the request, but it continued to fail. This failure may indicate that the operating system is either too busy or has insufficient resources to complete the request.

Response

Investigate whether the system is constrained by the workload on this system or by the workload on a server that it is using, and reduce the workload.

AMQ6025

Program not found.

Severity

30 : Severe error

Explanation

WebSphere MQ is unable to start program <insert_3> because it was not found.

Response

Check the program name is correctly specified and rerun the program.

AMQ6026

A resource shortage prevented the creation of a WebSphere MQ process.

Severity

30 : Severe error

Explanation

An attempt to create an MQ process was rejected by the operating system due to a process limit (either the number of processes for each user or the total number of processes running system wide), or because the system does not have the resources necessary to create another process.

Response

Investigate whether a process limit is preventing the creation of the process and if so why the system is constrained in this way. Consider raising this limit or reducing the workload on the system.

AMQ6035

WebSphere MQ failed, no storage available.

Severity

30 : Severe error

Explanation

An internal function of the product attempted to obtain storage, but there was none available.

Response

Stop the product and restart it. If this does not resolve the problem, save any generated output files and use either the [WebSphere MQ Support site](#), or the IBM support assistant at <http://www.ibm.com/software/support/isa/>, to see whether a solution is already available. If you are unable to find a match, contact your IBM support center.

AMQ6037

WebSphere MQ was unable to obtain enough storage.

Severity

20 : Error

Explanation

The product is unable to obtain enough storage. The product's error recording routine may have been called.

Response

Stop the product and restart it. If this does not resolve the problem see if a problem has been recorded. If a problem has been recorded, use the standard facilities supplied with your system to record the problem identifier and to save any generated output files. Use either the [WebSphere MQ Support site](#), or the IBM support assistant at <http://www.ibm.com/software/support/isa/>, to see whether a solution is already available. If you are unable to find a match, contact your IBM support center. Do not discard these files until the problem has been resolved.

AMQ6047

Conversion not supported.

Severity

30 : Severe error

Explanation

WebSphere MQ is unable to convert string data tagged in CCSID <insert_1> to data in CCSID <insert_2>.

Response

Check the WebSphere MQ Application Programming Reference Appendix and the appropriate National Language Support publications to see if the CCSIDs are supported by your system.

AMQ6048

DBCS error

Severity

30 : Severe error

Explanation

WebSphere MQ is unable to convert string data due to a DBCS error. Conversion is from CCSID <insert_1> to CCSID <insert_2>.

Response

Check the WebSphere MQ Application Programming Reference Appendix and the appropriate National Language Support publications to see if the CCSIDs are supported by your system.

AMQ6049

DBCS-only string not valid.

Severity

30 : Severe error

Explanation

WebSphere MQ is unable to convert string data in CCSID <insert_1> to data in CCSID <insert_2>. Message descriptor data must be in single-byte form. CCSID <insert_2> is a DBCS-only CCSID.

Response

Check the CCSID of your job or system and change it to one supporting SBCS or mixed character sets. Refer to the WebSphere MQ Application Programming Reference Appendix and the appropriate National Language Support publications for character sets and CCSIDs supported.

AMQ6050

CCSID error.

Severity

30 : Severe error

Explanation

WebSphere MQ is unable to convert string data in CCSID <insert_1> to data in CCSID <insert_2>.

Response

Check the WebSphere MQ Application Programming Reference Appendix and the appropriate National Language Support publications to see if the CCSIDs are supported by your system.

AMQ6051

Conversion length error.

Severity

30 : Severe error

Explanation

WebSphere MQ is unable to convert string data in CCSID <insert_1> to data in CCSID <insert_2>, due to an input length error.

AMQ6052

Conversion length error.

Severity

30 : Severe error

Explanation

WebSphere MQ is unable to convert string data in CCSID <insert_1> to data in CCSID <insert_2>.

AMQ6053

CCSID error

Severity

30 : Severe error

Explanation

WebSphere MQ is unable to convert string data in CCSID <insert_1> to data in CCSID <insert_2>.

Response

One of the CCSIDs is not supported by the system. Check the WebSphere MQ Application Programming Reference Appendix and the appropriate National Language Support publications to see if the CCSIDs are supported by your system.

AMQ6064

An internal WebSphere MQ error has occurred.

Severity

30 : Severe error

Explanation

An error has been detected, and the MQ error recording routine has been called.

Response

Use the standard facilities supplied with your system to record the problem identifier and to save the generated output files. Use either the [WebSphere MQ Support site](http://www.ibm.com/software/support/isa/), or the IBM support assistant at <http://www.ibm.com/software/support/isa/>, to see whether a solution is already available. If you are unable to find a match, contact your IBM support center. Do not discard these files until the problem has been resolved.

AMQ6088 (i5/OS)

An internal WebSphere MQ error has occurred.

Severity

40 : Stop Error

Explanation

An internal error occurred when API call <insert_3> was made.

Response

Use WRKPRB to record the problem identifier, and to save the QPSRVDMP, QPJOBLOG, and QPDSPJOB files. Use either the [WebSphere MQ Support site](http://www.ibm.com/software/support/isa/), or the IBM support assistant at <http://www.ibm.com/software/support/isa/>, to see whether a solution is already available. If you are unable to find a match, contact your IBM support center. Do not discard these files until the problem has been resolved.

AMQ6089 (i5/OS)

WebSphere MQ was unable to display an error message.

Severity

30 : Severe error

Explanation

An attempt to display an error message was unsuccessful. This may be because the AMQMSG message file could not be found. The message identifier is <insert_3>.

Response

Check that the library list is set up correctly to access the AMQMSG message file. If a change is necessary, rerun the failing application and record the error message. If you are unable to resolve the problem, save any generated output files and use either the [WebSphere MQ Support site](http://www.ibm.com/software/support/isa/), or the IBM support assistant at <http://www.ibm.com/software/support/isa/>, to see whether a solution is already available. If you are unable to find a match, contact your IBM support center.

AMQ6090

WebSphere MQ was unable to display an error message <insert_6>.

Severity

0 : Information

Explanation

MQ has attempted to display the message associated with return code hexadecimal <insert_6>. The return code indicates that there is no message text associated with the message. Associated with the request are inserts <insert_1> : <insert_2> : <insert_3> : <insert_4> : <insert_5>.

Response

Use the standard facilities supplied with your system to record the problem identifier and to save any generated output files. Use either the [WebSphere MQ Support site](http://www.ibm.com/software/support/isa/), or the IBM support assistant at <http://www.ibm.com/software/support/isa/>, to see whether a solution is already available. If you are unable to find a match, contact your IBM support center. Do not discard these files until the problem has been resolved.

AMQ6091

An internal WebSphere MQ error has occurred.

Severity

0 : Information

Explanation

Private memory has detected an error, and is abending due to <insert_3>. The error data is <insert_1>.

Response

Use the standard facilities supplied with your system to record the problem identifier and to save any generated output files. Use either the [WebSphere MQ Support site](http://www.ibm.com/software/support/isa/), or the IBM support assistant at <http://www.ibm.com/software/support/isa/>, to see whether a solution is already available. If you are unable to find a match, contact your IBM support center. Do not discard these files until the problem has been resolved.

AMQ6092 (Windows)

Manual conversion required for CCSID: <insert_1>

Severity

0 : Information

Explanation

CCSID <insert_1> exists in new format but could not be reconciled against your old format.

Response

Manually edit CCSID entry <insert_1> in conv\table\ccsid.tbl if you wish to retain your old conversion. For assistance call your Service Representative.

AMQ6100

An internal WebSphere MQ error has occurred.

Severity

0 : Information

Explanation

MQ has detected an error, and is abending due to <insert_3>. The error data is <insert_1>.

Response

Use the standard facilities supplied with your system to record the problem identifier and to save any generated output files. Use either the [WebSphere MQ Support site](#), or the IBM support assistant at <http://www.ibm.com/software/support/isa/>, to see whether a solution is already available. If you are unable to find a match, contact your IBM support center. Do not discard these files until the problem has been resolved.

AMQ6103 (i5/OS)

WebSphere MQ job submission error.

Severity

30 : Severe error

Explanation

WebSphere MQ is unable to submit job <insert_3>.

AMQ6107

CCSID not supported.

Severity

30 : Severe error

Explanation

WebSphere MQ is unable to convert string data in CCSID <insert_1> to data in CCSID <insert_2>, because one of the CCSIDs is not recognized.

Response

Check the WebSphere MQ Application Programming Reference Appendix and the appropriate National Language Support publications to see if the CCSIDs are supported by your system.

AMQ6109

An internal WebSphere MQ error has occurred.

Severity

30 : Severe error

Explanation

An error has been detected, and the MQ error recording routine has been called.

Response

Use the standard facilities supplied with your system to record the problem identifier and to save any generated output files. Use either the [WebSphere MQ Support site](#), or the IBM support assistant at <http://www.ibm.com/software/support/isa/>, to see whether a solution is already available. If you are unable to find a match, contact your IBM support center. Do not discard these files until the problem has been resolved.

AMQ6110

An internal WebSphere MQ error has occurred.

Severity

30 : Severe error

Explanation

An error has been detected, and the MQ error recording routine has been called.

Response

Use the standard facilities supplied with your system to record the problem identifier and to save any generated output files. Use either the [WebSphere MQ Support site](http://www.ibm.com/software/support/isa/), or the IBM support assistant at <http://www.ibm.com/software/support/isa/>, to see whether a solution is already available. If you are unable to find a match, contact your IBM support center. Do not discard these files until the problem has been resolved.

AMQ6112 (i5/OS)

WebSphere MQ CCSID *<insert_1>* is using a default value.

Severity

10 : Warning

Explanation

When initializing WebSphere MQ, no valid job CCSID was found, so the CCSID used is the default 37. This warning message will be issued until a valid CCSID has been set correctly.

Response

Set the job CCSID.

AMQ6114 (i5/OS)

An internal WebSphere MQ error has occurred.

Severity

30 : Severe error

Explanation

An error has been detected, and the MQ error recording routine has been called.

Response

Use WRKPRB to record the problem identifier, and to save the QPSRVDMP, QPJOBLOG, and QPDSPJOB files. Use either the [WebSphere MQ Support site](http://www.ibm.com/software/support/isa/), or the IBM support assistant at <http://www.ibm.com/software/support/isa/>, to see whether a solution is already available. If you are unable to find a match, contact your IBM support center. Do not discard these files until the problem has been resolved.

AMQ6115

An internal WebSphere MQ error has occurred.

Severity

10 : Warning

Explanation

An error has been detected, and the MQ error recording routine has been called.

Response

Use the standard facilities supplied with your system to record the problem identifier and to save any generated output files. Use either the [WebSphere MQ Support site](http://www.ibm.com/software/support/isa/), or the IBM support assistant at <http://www.ibm.com/software/support/isa/>, to see whether a solution is already available. If you are unable to find a match, contact your IBM support center. Do not discard these files until the problem has been resolved.

AMQ6118

An internal WebSphere MQ error has occurred (*<insert_1>*)

Severity

40 : Stop Error

Explanation

An error has been detected, and the MQ error recording routine has been called.

Response

Use the standard facilities supplied with your system to record the problem identifier and to save any generated output files. Use either the [WebSphere MQ Support site](http://www.ibm.com/software/support/isa/), or the IBM support assistant at <http://www.ibm.com/software/support/isa/>, to see whether a solution is already available. If you are unable to find a match, contact your IBM support center. Do not discard these files until the problem has been resolved.

AMQ6119

An internal WebSphere MQ error has occurred (*<insert_3>*)

Severity

40 : Stop Error

Explanation

MQ detected an unexpected error when calling the operating system. The MQ error recording routine has been called.

Response

Use the standard facilities supplied with your system to record the problem identifier and to save any generated output files. Use either the [WebSphere MQ Support site](http://www.ibm.com/software/support/isa/), or the IBM support assistant at <http://www.ibm.com/software/support/isa/>, to see whether a solution is already available. If you are unable to find a match, contact your IBM support center. Do not discard these files until the problem has been resolved.

AMQ6120

An internal WebSphere MQ error has occurred.

Severity

40 : Stop Error

Explanation

An error has been detected, and the MQ error recording routine has been called.

Response

Use the standard facilities supplied with your system to record the problem identifier and to save any generated output files. Use either the [WebSphere MQ Support site](http://www.ibm.com/software/support/isa/), or the IBM support assistant at <http://www.ibm.com/software/support/isa/>, to see whether a solution is already available. If you are unable to find a match, contact your IBM support center. Do not discard these files until the problem has been resolved.

AMQ6121

An internal WebSphere MQ error has occurred.

Severity

40 : Stop Error

Explanation

An error has been detected, and the MQ error recording routine has been called.

Response

MQ has detected a parameter count of *<insert_1>* that is not valid. Use the standard facilities supplied with your system to record the problem identifier and to save any generated output files. Use either the [WebSphere MQ Support site](http://www.ibm.com/software/support/isa/), or the IBM support assistant at <http://www.ibm.com/software/support/isa/>, to see whether a solution is already available. If you are unable to find a match, contact your IBM support center. Do not discard these files until the problem has been resolved.

AMQ6122

An internal WebSphere MQ error has occurred.

Severity

40 : Stop Error

Explanation

An error has been detected, and the MQ error recording routine has been called.

Response

MQ has detected parameter *<insert_1>* that is not valid, having value *<insert_2><insert_3>*. Use the standard facilities supplied with your system to record the problem identifier and to save any generated output files. Use either the [WebSphere MQ Support site](http://www.ibm.com/software/support/isa/), or the IBM support assistant at <http://www.ibm.com/software/support/isa/>, to see whether a solution is already available. If you are unable to find a match, contact your IBM support center. Do not discard these files until the problem has been resolved.

AMQ6125

An internal WebSphere MQ error has occurred.

Severity

40 : Stop Error

Explanation

An internal error has occurred with identifier *<insert_1>*. This message is issued in association with other messages.

Response

Use the standard facilities supplied with your system to record the problem identifier and to save any generated output files. Use either the [WebSphere MQ Support site](http://www.ibm.com/software/support/isa/), or the IBM support assistant at <http://www.ibm.com/software/support/isa/>, to see whether a solution is already available. If you are unable to find a match, contact your IBM support center. Do not discard these files until the problem has been resolved.

AMQ6134 (i5/OS)

Trace continues in buffer

Severity

0 : Information

AMQ6135 (i5/OS)

Stopping early trace

Severity

0 : Information

AMQ6136 (i5/OS)

Stopping early trace <insert_3> system time

Severity

0 : Information

AMQ6137 (i5/OS)

Resuming MQI trace

Severity

0 : Information

AMQ6138 (i5/OS)

Resuming MQI trace <insert_3> system time

Severity

0 : Information

AMQ6139 (i5/OS)

Stopping MQI trace

Severity

0 : Information

AMQ6140 (i5/OS)

Stopping MQI trace <insert_3> system time

Severity

0 : Information

AMQ6141 (i5/OS)

Starting MQI trace

Severity

0 : Information

AMQ6142 (i5/OS)

Starting MQI trace <insert_3> system time

Severity

0 : Information

AMQ6143 (i5/OS)

WebSphere MQ function stack

Severity

0 : Information

AMQ6144 (i5/OS)

No stack available

Severity

0 : Information

AMQ6145 (i5/OS)

Terminating MQI trace

Severity

0 : Information

AMQ6146 (i5/OS)

Entering end job processing

Severity

0 : Information

AMQ6147 (i5/OS)

Terminating MQI trace <insert_3> system time

Severity

0 : Information

AMQ6148

An internal WebSphere MQ error has occurred.

Severity

0 : Information

Explanation

MQ has detected an error, and is abending due to <insert_3>. The error data is <insert_1>.

Response

Use the standard facilities supplied with your system to record the problem identifier and to save any generated output files. Use either the [WebSphere MQ Support site](http://www.ibm.com/software/support/isa/), or the IBM support assistant at <http://www.ibm.com/software/support/isa/>, to see whether a solution is already available. If you are unable to find a match, contact your IBM support center. Do not discard these files until the problem has been resolved.

AMQ6150 (Windows)

WebSphere MQ semaphore is busy.

Severity

10 : Warning

Explanation

WebSphere MQ was unable to acquire a semaphore within the normal timeout period of <insert_1> minutes.

Response

MQ will continue to wait for access. If the situation does not resolve itself and you suspect that your system is locked then investigate the process which owns the semaphore. The PID of this process will be documented in the accompanying FFST.

AMQ6150 (i5/OS)

WebSphere MQ resource <insert_3> busy.

Severity

30 : Severe error

Explanation

MQ was unable to access an MQ object within the normal timeout period of <insert_1> minutes.

Response

MQ will continue to wait for access. Ensure that all jobs using MQ are released. If the situation persists, quiesce the queue manager.

AMQ6151 (i5/OS)

WebSphere MQ resource <insert_3> released.

Severity

30 : Severe error

Explanation

An MQ resource, for which another process has been waiting, for a period of over *<insert_1>* minutes has been released.

Response

No recovery is needed.

AMQ6152 (i5/OS)

WebSphere MQ failed to end commitment control while attempting to quiesce a queue manager.

Severity

30 : Severe error

Explanation

WebSphere MQ failed to end commitment control whilst quiescing queue manager *<insert_3>*.

Response

There are one or more active resources under commitment control. Use the Work with Job (WRKJOB) command with the OPTION(*CMTCTL) parameter to display the active resources under commitment control. Check the job log for previously issued messages.

AMQ6153 (i5/OS)

The attempt to quiesce queue manager *<insert_3>* failed

Severity

30 : Severe error

Explanation

The attempt to quiesce queue manager *<insert_3>* was unsuccessful

Response

Check the job log for previously issued messages. If the quiesce was issued with the *CNTRLD option, re-issue the command with the *IMMED option. If a low TIMEOUT retry delay was used, re-issue the request with a higher value.

AMQ6154 (i5/OS)

Queue manager *<insert_3>* has been quiesced.

Severity

0 : Information

Explanation

The queue manager has been successfully quiesced.

Response

None.

AMQ6158 (i5/OS)

SBCS CCSID not found.

Severity

30 : Severe error

Explanation

WebSphere MQ is unable to find an SBCS CCSID which corresponds to mixed DBCS-SBCS CCSID *<insert_1>*.

Response

Check the CCSID of your job or system and check it has a SBCS equivalent. Refer to the National Language Support Planning Guide for character sets and CCSIDs supported. If the CCSID used does have an SBCS equivalent, save the job log containing this message and use either the [WebSphere MQ Support site](#), or the IBM support assistant at <http://www.ibm.com/software/support/isa/>, to see whether a solution is already available. If you are unable to find a match, contact your IBM support center.

AMQ6159 (i5/OS)

WebSphere MQ job submission error.

Severity

30 : Severe error

Explanation

WebSphere MQ for i5/OS is unable to release job <insert_3>.

Response

Contact your System Administrator to remove job <insert_3>. Ensure you have *JOBCTL authority and try again.

AMQ6160

EXPLANATION:

Severity

0 : Information

AMQ6161

ACTION:

Severity

0 : Information

AMQ6162

An error has occurred reading an INI file.

Severity

20 : Error

Explanation

An error has occurred when reading the MQS.INI file or a queue manager QM.INI file.

Response

If you have been changing the INI file content check and correct the change. If you have not changed the INI file, use the standard facilities supplied with your system to record the problem identifier and to save any generated output files. Use either the [WebSphere MQ Support site](http://www.ibm.com/software/support/isa/), or the IBM support assistant at <http://www.ibm.com/software/support/isa/>, to see whether a solution is already available. If you are unable to find a match, contact your IBM support center. Do not discard these files until the problem has been resolved.

AMQ6162 (Tandem)

An error has occurred reading an INI file.

Severity

20 : Error

Explanation

An error has occurred when reading the MQSINI file or a queue manager QMINI file.

Response

If you have been changing the INI file content check and correct the change. If you have not changed the INI file, use the standard facilities supplied with your system to record the problem identifier, and to save the generated output files. Use either the [WebSphere MQ Support site](http://www.ibm.com/software/support/isa/), or the IBM support assistant at <http://www.ibm.com/software/support/isa/>, to see whether a solution is already available. If you are unable to find a match, contact your IBM support center. Do not discard these files until the problem has been resolved.

AMQ6162 (Windows)

An error occurred when reading the configuration data.

Severity

20 : Error

Explanation

An error has occurred when reading the configuration data.

Response

If you have changed the configuration data, check and correct the change. If you have not changed the configuration data, use the standard facilities supplied with your system to record the problem identifier, and to save the generated output files. Use either the [WebSphere MQ Support site](http://www.ibm.com/software/support/isa/), or the IBM support assistant at <http://www.ibm.com/software/support/isa/>, to see whether a solution is already available. If you are unable to find a match, contact your IBM support center. Do not discard these files until the problem has been resolved.

AMQ6163

An error has occurred locking an INI file.

Severity

10 : Warning

Explanation

An error has occurred locking the MQS.INI file or a queue manager QM.INI file.

Response

If you have been changing the INI file permissions check and correct the change. If you have not changed the INI file, use the standard facilities supplied with your system to record the problem identifier and to save any generated output files. Use either the [WebSphere MQ Support site](http://www.ibm.com/software/support/isa/), or the IBM support assistant at <http://www.ibm.com/software/support/isa/>, to see whether a solution is already available. If you are unable to find a match, contact your IBM support center. Do not discard these files until the problem has been resolved.

AMQ6163 (Tandem)

An error has occurred locking an INI file.

Severity

10 : Warning

Explanation

An error has occurred locking the MQSINI file or a queue manager QMINI file.

Response

If you have been changing the INI file permissions check and correct the change. If you have not changed the INI file, use the standard facilities supplied with your system to record the problem identifier, and to save the generated output files. Use either the [WebSphere MQ Support site](http://www.ibm.com/software/support/isa/), or the IBM support assistant at <http://www.ibm.com/software/support/isa/>, to see whether a solution is already available. If you are unable to find a match, contact your IBM support center. Do not discard these files until the problem has been resolved.

AMQ6163 (Windows)

An error has occurred locking the configuration data.

Severity

10 : Warning

Explanation

An error has occurred locking the configuration data.

Response

If you have changed the the registry permissions, check and correct the change. If you have not changed the registry, use the standard facilities supplied with your system to record the problem identifier, and to save the generated output files. Use either the [WebSphere MQ Support site](http://www.ibm.com/software/support/isa/), or the IBM support assistant at <http://www.ibm.com/software/support/isa/>, to see whether a solution is already available. If you are unable to find a match, contact your IBM support center. Do not discard these files until the problem has been resolved.

AMQ6164

An expected stanza in an INI file is missing or contains errors.

Severity

10 : Warning

Explanation

An expected stanza is missing from the MQS.INI file or a queue manager QM.INI file or the stanza contains errors.

Response

If you have been changing the INI file content check and correct the change.

AMQ6164 (Tandem)

An expected stanza in an INI file is missing or contains errors.

Severity

10 : Warning

Explanation

An expected stanza is missing from the MQSINI file or a queue manager QMINI file or the stanza contains errors.

Response

If you have been changing the INI file content check and correct the change.

AMQ6164 (Windows)

An expected stanza in the configuration data is missing or contains errors.

Severity

10 : Warning

Explanation

An expected stanza is missing from the configuration data or the stanza contains errors.

Response

If you have changed the configuration data, check and correct the change.

AMQ6165

Unable to access an INI file.

Severity

10 : Warning

Explanation

Access to the MQS.INI file or a queue manager QM.INI file is denied.

Response

If you have been changing the INI file permissions check and correct the change.

AMQ6165 (Tandem)

Unable to access an INI file.

Severity

10 : Warning

Explanation

Access to the MQSINI file or a queue manager QMINI file is denied.

Response

If you have been changing the INI file permissions check and correct the change.

AMQ6165 (Windows)

Unable to access the configuration data.

Severity

10 : Warning

Explanation

Access to the configuration data is denied.

Response

If you have changed the configuration data permissions, check and correct the changes.

AMQ6166

An INI file is missing.

Severity

20 : Error

Explanation

The MQS.INI file or a queue manager QM.INI file is missing.

Response

If you have been changing the INI file recover the previous file and retry the operation.

AMQ6166 (Tandem)

An INI file is missing.

Severity

20 : Error

Explanation

The MQSINI file or a queue manager QMINI file is missing.

Response

If you have been changing the INI file recover the previous file and retry the operation.

AMQ6166 (Windows)

An entry in the configuration data is missing.

Severity

20 : Error

Explanation

A required entry in the configuration data is missing.

Response

If you have changed the configuration data, recover the previous configuration data and retry the operation.

AMQ6172

No codeset found for current locale.

Severity

20 : Error

Explanation

No codeset could be determined for the current locale. Check that the locale in use is supported.

Response

None.

AMQ6173

No CCSID found for codeset <insert_3>.

Severity

20 : Error

Explanation

Codeset <insert_3>. has no supported CCSID. Check that the locale in use is supported. CCSIDs can be added by updating the file /var/mqm/conv/table/ccsid.tbl.

Response

None.

AMQ6174

The library <insert_3> was not found. The queue manager will continue without this module.

Severity

0 : Information

Explanation

The dynamically loadable library <insert_3> was not found.

Response

Check that the file exists and is either fully qualified or is in the appropriate directory.

AMQ6174 (Unix)

The dynamically loadable shared library <insert_3> was not found. The system returned error number <insert_2> and error message <insert_4>. The queue manager will continue without this module.

Severity

0 : Information

Explanation

This message applies to UNIX systems. The shared library <insert_3> was not found.

Response

Check that the file exists, and is either fully qualified or is in the appropriate director, also check the file access permissions.

AMQ6174 (i5/OS)

The library was not found.

Severity

0 : Information

Explanation

The dynamically loadable file *<insert_3>* was not found. The queue manager will continue without this module.

Response

Check that the file exists and is either fully qualified or is in the appropriate directory.

AMQ6175 (AIX)

The system could not dynamically load the shared library *<insert_3>*. The system returned error number *<insert_2>* and error message *<insert_4>*. The queue manager will continue without this module.

Severity

20 : Error

Explanation

This message applies to AIX systems. The shared library *<insert_3>* failed to load correctly due to a problem with the library.

Response

Check the file access permissions and that the file has not been corrupted.

AMQ6175 (Unix)

The system could not dynamically load the shared library *<insert_3>*. The system returned error message *<insert_4>*. The queue manager will continue without this module.

Severity

20 : Error

Explanation

This message applies to UNIX systems. The shared library *<insert_3>* failed to load correctly due to a problem with the library.

Response

Check the file access permissions and that the file has not been corrupted.

AMQ6175 (Windows)

The system could not dynamically load the library *<insert_3>*. The system returned error message *<insert_4>*. The queue manager will continue without this module.

Severity

20 : Error

Explanation

This message applies to Windows NT and Windows 2000 systems only. The dynamically loadable file *<insert_3>* failed to load correctly due to an internal error. The MQ error recording routine has been called.

Response

Check that the file has not been corrupted then use the standard facilities supplied with your system to record the problem identifier, and to save the generated output files. Use either the [WebSphere MQ Support site](#), or the IBM support assistant at <http://www.ibm.com/software/support/isa/>, to see whether a solution is already available. If you are unable to find a match, contact your IBM support center. Do not discard these files until the problem has been resolved.

AMQ6177 (Windows)

An internal WebSphere MQ error has occurred.

Severity

40 : Stop Error

Explanation

An error has been detected, and the MQ error recording routine has been called.

Response

Details of the error have been stored at *<insert_3>*. A synopsis is given in the data section below. Use the standard facilities supplied with your system to record the problem identifier, and to save the generated output files. Use either the [WebSphere MQ Support site](#), or the IBM support assistant at <http://www.ibm.com/software/support/isa/>, to see whether a solution is already available. If you are unable to find a match, contact your IBM support center. Do not discard these files until the problem has been resolved.

AMQ6179

The system could not find symbol *<insert_5>* in the dynamically loaded library *<insert_3>*. The system returned error number *<insert_2>* and error message *<insert_4>*.

Severity

20 : Error

Explanation

The library *<insert_3>* does not contain symbol *<insert_5>* or it has not been exported.

Response

Check that symbol name *<insert_5>* is correct and has been exported from the library.

AMQ6179 (Unix)

The system could not find the symbol *<insert_5>* in the dynamically loaded shared library *<insert_3>*. The system returned error message *<insert_4>*.

Severity

20 : Error

Explanation

This message applies to UNIX systems. The shared library *<insert_3>* does not contain symbol *<insert_5>* or it has not been exported.

Response

Check that symbol name *<insert_5>* is correct and has been exported from the library.

AMQ6180 (Windows)

Default conversion not supported.

Severity

30 : Severe error

Explanation

WebSphere MQ is unable to convert string data tagged in CCSID *<insert_1>* to data in CCSID *<insert_2>*.

Response

Check the default CCSIDs specified in the ccsid.tbl file and make sure that conversion is supported between these CCSIDs.

AMQ6182

Error found in line *<insert_1>* of ccsid.tbl

Severity

30 : Severe error

Explanation

Line *<insert_1>* contains an error. The content of the line is *<insert_3>*. Processing continues but the line in error is ignored.

Response

Correct the line and rerun the program or command giving this message.

AMQ6183

An internal WebSphere MQ error has occurred.

Severity

10 : Warning

Explanation

An error has been detected, and the WebSphere MQ error recording routine has been called. The failing process is process *<insert_1>*.

Response

Use the standard facilities supplied with your system to record the problem identifier and to save any generated output files. Use either the [WebSphere MQ Support site](#), or the IBM support assistant at <http://www.ibm.com/software/support/isa/>, to see whether a solution is already available. If you are unable to find a match, contact your IBM support center. Do not discard these files until the problem has been resolved.

AMQ6184

An internal WebSphere MQ error has occurred on queue manager *<insert_3>*.

Severity

10 : Warning

Explanation

An error has been detected, and the WebSphere MQ error recording routine has been called. The failing process is process *<insert_1>*.

Response

Use the standard facilities supplied with your system to record the problem identifier and to save any generated output files. Use either the [WebSphere MQ Support site](#), or the IBM support assistant at <http://www.ibm.com/software/support/isa/>, to see whether a solution is already available. If you are unable to find a match, contact your IBM support center. Do not discard these files until the problem has been resolved.

AMQ6184 (i5/OS)

An internal WebSphere MQ error has occurred.

Severity

10 : Warning

Explanation

An internal MQ error has occurred on queue manager *<insert_3>* and the MQ error recording routine has been called. The failing process is process *<insert_1>*.

Response

Use the standard facilities supplied with your system to record the problem identifier and to save any generated output files. Use either the [WebSphere MQ Support site](#), or the IBM support assistant at <http://www.ibm.com/software/support/isa/>, to see whether a solution is already available. If you are unable to find a match, contact your IBM support center. Do not discard these files until the problem has been resolved.

AMQ6187

User is not authorized for RestrictedMode queue manager.

Severity

40 : Stop Error

Explanation

All users must be in the RestrictedMode application_group.

AMQ6188 (AIX)

The system could not dynamically load the shared library *<insert_3>* as the entry point to the library, symbol 'MQStart', could not be located within the library. The queue manager will continue without this library.

Severity

20 : Error

Explanation

This message applies to AIX systems. The shared library *<insert_3>* failed to load correctly due to a problem with the library.

Response

Check that the entry point to the library, symbol 'MQStart', exists and has been exported from the library.

AMQ6188 (Unix)

The system could not dynamically load the shared library *<insert_3>* as the entry point to the library, symbol 'MQStart', could not be located within the library. The system returned error message *<insert_4>*. The queue manager will continue without this library.

Severity

20 : Error

Explanation

This message applies to UNIX systems. The shared library *<insert_3>* failed to load correctly due to a problem with the library.

Response

Check that the entry point to the library, symbol 'MQStart', exists and has been exported from the library.

AMQ6188 (Windows)

The system could not dynamically load the library *<insert_3>* due to a problem with the dll. The errno was *<insert_1>*. The queue manager will continue without this module.

Severity

20 : Error

Explanation

This message applies to Windows NT and Windows 2000 systems only. The dynamically loadable file *<insert_3>* failed to load correctly due to a problem with the dll.

Response

Check that the dll is in the correct place with the correct file permissions etc. and has not been corrupted.

AMQ6190 (Windows)

Program *<insert_3>* not found.

Severity

30 : Severe error

Explanation

The program *<insert_3>* cannot be found.

Response

Check that the program specified is available on your system. If the program name is not fully qualified, ensure that the PATH environment variable includes the directory where the program is located.

AMQ6191 (Windows)

Program *<insert_3>* failed to start, return code *<insert_1>*.

Severity

30 : Severe error

Explanation

The program *<insert_3>* was invoked, but failed to start. The failure reason code is *<insert_1>*.

Response

Check that the program specified is available on your system, and that sufficient system resources are available. Where applicable, verify that the user is authorized to run the program.

AMQ6192 (Windows)

IBM WebSphere MQ Utilities

Severity

0 : Information

AMQ6193 (Windows)

The registry entry *<insert_3>* was not found.

Severity

20 : Error

Explanation

WebSphere MQ for Windows NT and Windows 2000 sets the registry entry *<insert_3>* when the product is installed, but the entry is now missing.

Response

If the registry has been edited, restore the previous version. If the product is newly installed, check whether the installation was successful, and reinstall the product if necessary.

AMQ6196

An error has occurred whilst processing a temporary INI file *<insert_3>*

Severity

20 : Error

Explanation

An error has occurred when creating a backup of an INI file. The backup file *<insert_4>* already exists

Response

You may have created a backup of the INI file with the name *<insert_4>*, or an earlier operation may have failed. Move or delete the file *<insert_4>* and reattempt the operation. If you have not changed the INI file, use the standard facilities supplied with your system to record the problem identifier and to save any generated output files. Use either the [WebSphere MQ Support site](#), or the IBM support assistant at <http://www.ibm.com/software/support/isa/>, to see whether a solution is already available. If you are unable to find a match, contact your IBM support center. Do not discard these files until the problem has been resolved.

AMQ6207 (AIX)

Failed to attach shared memory segment as Segment table is Full.

Severity

20 : Error

Explanation

WebSphere MQ has attempted to attach a memory segment but was unable to do so because all available segment areas are in use. 32 bit programs on AIX may attach up to a maximum of 10 shared memory segments. If the application has modified the data area layout, for example by reserving more of the address space for the program heap, this maximum number may be further reduced.

Response

Examine the needs of your application to see if the number of attached segments can be reduced. Alternatively by building your application as a 64bit program the limit of 10 shared memory segments is removed.

AMQ6208

<insert_3>

Severity

0 : Information

Explanation

<insert_4>

Response

<insert_5>

AMQ6209

An unexpected asynchronous signal (*<insert_1>* : *<insert_3>*) has been received and ignored.

Severity

10 : Warning

Explanation

Process *<insert_2>* received an unexpected asynchronous signal and ignored it. This has not caused an error but the source of the signal should be determined as it is likely that the signal has been generated externally to WebSphere MQ

Response

Determine the source of the signal and prevent it from re-occurring.

AMQ6212

Failed to load Library *<insert_3>* as C++ environment is not initialised.

Severity

20 : Error

Explanation

An attempt was made to load the identified C++ shared library. However, the attempt failed because the C++ environment has not been initialized for the current process.

Response

Ensure the application is linked with the appropriate C++ runtime environment.

AMQ6218 (AIX)

EXTSHM variable detected with unrecognised value *<insert_3>* and has been reset to *<insert_4>*.

Severity

20 : Error

Explanation

Processes that access the internal queue manager control blocks must use the AIX Extended Shared Memory

model, and while one such process was starting, WebSphere MQ detected that the EXTSHM variable was set but did not contain an appropriate value. This value has been reset and the process will continue with the new setting.

Response

No further action is required. To prevent this message being issued in future, correct the value of the EXTSHM variable in your environment.

AMQ6224 (Tandem)

The environment variable have not been set up correctly.

Severity

10 : Warning

Response

Check that the environment variables correspond to the configuration file.

AMQ6230

Message *<insert_3>* suppressed *<insert_1>* times in the last *<insert_4>* seconds.

Severity

10 : Warning

Explanation

Message *<insert_3>* was issued *<insert_2>* times in the last *<insert_4>* seconds but only the first instance of the message was written to the log. The suppressed messages may have included differing message arguments.

Response

If you wish to see all occurrences of this message you should alter the definition of the SuppressMessage attribute in the Queue Manager configuration.

AMQ6231 (Unix)

Usage: amqmdir *<insert_s | -m QMgrName>* [-a] [-f] [-i]

Severity

20 : Error

Explanation

An incorrect option was specified on the command line for the command.

s Check SYSTEM directories

m Check directories for queue manager

a Check all directories

f Fix errors

i Run install-time checking

Response

Reissue the command specifying the correct parameters.

AMQ6232 (Unix)

Operating System userid *<insert_3>* not found.

Severity

20 : Error

Explanation

A request was made to the operating system to lookup the details of the identified userid but the request failed.

Response

Using the operating system supplied tools check for the existence of the identified userid, and if missing then recreate it.

AMQ6233 (Unix)

Operating System authorisation group *<insert_3>* not found.

Severity

20 : Error

Explanation

A request was made to the operating system to lookup the details of the identified group but the request failed.

Response

Using the operating system supplied tools check for the existence of the identified group, and if missing then recreate it.

AMQ6234 (Unix)

Unknown Queue Manager name specified.

Severity

20 : Error

Explanation

An invalid Queue Manager name *<insert_3>* was specified in the parameters to the command.

Response

Reissue the command specifying a valid Queue Manager name.

AMQ6235 (Unix)

Directory *<insert_3>* missing.

Severity

20 : Error

Explanation

The identified directory is missing.

Response

Reissue the command selecting the option to create missing directories.

AMQ6236 (Unix)

Missing directory *<insert_3>* has been created.

Severity

20 : Error

Explanation

The identified directory was missing but has been created.

Response

None

AMQ6237 (Unix)

File *<insert_3>* missing.

Severity

20 : Error

Explanation

The identified file is missing.

Response

Reissue the command selecting the option to create missing files.

AMQ6238 (Unix)

Missing file *<insert_3>* has been created.

Severity

20 : Error

Explanation

The identified file was missing but has been created.

Response

None

AMQ6239 (Unix)

Permission denied attempting to access filesystem location *<insert_3>*.

Severity

20 : Error

Explanation

An attempt to query the filesystem object identified failed because the command issued did not have authority to access the object.

Response

Check the authority on the object and of the user executing the command and reissue the command.

AMQ6240 (Unix)

You must be an operating system superuser to run this command.

Severity

20 : Error

Explanation

In order to run this command you must be logged on as a user with superuser privileges.

Response

Log in as an appropriate user and reissue the command.

AMQ6241 (Unix)

The filesystem object *<insert_3>* is a symbolic link.

Severity

20 : Error

Explanation

While checking the filesystem, an object was found which is a symbolic link.

Response

This is not an error however you should verify that the symbolic link is expected and that the destination of the symbolic link is correct.

AMQ6242 (Unix)

Incorrect ownership for *<insert_3>*. Current(*<insert_1>*) Expected(*<insert_2>*)

Severity

20 : Error

Explanation

The filesystem object *<insert_3>* is owned by the user with uid *<insert_1>* when it was expected to be owned by the user with uid *<insert_2>*.

Response

Correct the ownership using operating system commands or reissue the command selecting the option to fix the incorrect ownership.

AMQ6243 (Unix)

Incorrect group ownership for *<insert_3>*. Current(*<insert_1>*) Expected(*<insert_2>*)

Severity

20 : Error

Explanation

The filesystem object *<insert_3>* is owned by the group with gid *<insert_1>* when it was expected to be owned by the group with gid *<insert_2>*.

Response

Correct the ownership using operating system commands or reissue the command selecting the option to fix the incorrect ownership.

AMQ6244 (Unix)

Incorrect permissions on object *<insert_3>*. Current(*<insert_4>*) Expected(*<insert_5>*)

Severity

20 : Error

Explanation

The filesystem object *<insert_3>* has the wrong file permissions.

Response

Correct the ownership using operating system commands or reissue the command selecting the option to fix the incorrect ownership.

AMQ6245 (Unix)

Error executing system call *<insert_3>* on file *<insert_4>* error *<insert_2>*.

Severity

20 : Error

Explanation

The execution of the system call *<insert_3>* on file *<insert_4>* failed and the error code *<insert_2>* was returned.

Response

Investigate the cause of the failure using the operating system error code *<insert_1>* and reissue the command.

AMQ6251 (Unix)

The system could not dynamically load the shared library *<insert_3>*. The queue manager will continue without this module.

Severity

20 : Error

Explanation

This message applies to UNIX systems. The shared library *<insert_3>* failed to load as it is probably a *<insert_1>*-bit library, a *<insert_2>*-bit library is required. Note that MQ tried to find a *<insert_2>*-bit library named either *<insert_4>* or *<insert_5>*, but failed. The following message gives details of the original failure.

Response

Supply the name of a *<insert_2>*-bit library.

AMQ6252 (Unix)

The system could not dynamically load the shared library *<insert_3>*. The queue manager will continue without this module.

Severity

20 : Error

Explanation

This message applies to UNIX systems. The shared library *<insert_3>* failed to load as it is probably a *<insert_1>*-bit library, a *<insert_2>*-bit library is required. Note that MQ found and loaded a *<insert_2>*-bit library named *<insert_4>* however this also failed to load with the system returning error message *<insert_5>*. The following message gives details of the original failure.

Response

Supply the name of a *<insert_2>*-bit library.

AMQ6253 (Unix)

The system could not dynamically load the shared library *<insert_3>*. The queue manager will continue without this module.

Severity

20 : Error

Explanation

This message applies to UNIX systems. The shared library *<insert_3>* failed to load as it is probably a *<insert_1>*-bit library, a *<insert_2>*-bit library is required. Note that MQ attempted to locate and load a *<insert_2>*-bit library named either of these: *<insert_4>*. The first library failed to load as it also is probably a *<insert_1>*-bit library, the second library is a *<insert_2>*-bit library, however this also failed to load with the system returning error message *<insert_5>*. The following message gives details of the original failure.

Response

Supply the name of a *<insert_2>*-bit library.

AMQ6254 (Unix)

The system could not dynamically load the shared library *<insert_3>*, library *<insert_4>* has been used instead.

Severity

0 : Information

Explanation

This message applies to UNIX systems. The shared library *<insert_3>* failed to load as it is probably a *<insert_1>*-bit library, a *<insert_2>*-bit library is required. Note that MQ has successfully located and loaded a *<insert_2>*-bit library named *<insert_4>*.

Response

Supply the name of a *<insert_2>*-bit library or put the library (alternatively a symbolic link can be used) in the appropriate place: 32-bit libraries in */var/mqm/exits*; 64-bit libraries in */var/mqm/exits64*.

AMQ6255 (Unix)

The system could not dynamically load the shared library *<insert_3>*. The queue manager will continue without this module.

Severity

20 : Error

Explanation

This message applies to UNIX systems. The shared library *<insert_3>* failed to load as it is probably a *<insert_1>*-bit library, a *<insert_2>*-bit library is required. The following message gives details of the original failure.

Response

Supply the name of a *<insert_2>*-bit library.

AMQ6256 (Unix)

The system could not dynamically load the shared library *<insert_3>*. The queue manager will continue without this module.

Severity

20 : Error

Explanation

This message applies to UNIX systems. The shared library *<insert_3>* failed to load as it is probably a *<insert_1>*-bit library, a *<insert_2>*-bit library is required. Note that MQ tried to find a *<insert_2>*-bit library named *<insert_4>*, but failed. The following message gives details of the original failure.

Response

Supply the name of a *<insert_2>*-bit library.

AMQ6257

Message suppression enabled for message numbers (*<insert_3>*).

Severity

0 : Information

Explanation

The message contain's a list of message id's for which entries repeated within the *<insert_1>* suppression interval will be suppressed.

Response

If you wish to see all occurrences of these messages you should alter the definition of the SuppressMessage attribute in the Queue Manager configuration.

AMQ6258

Message exclusion enabled for message numbers (*<insert_3>*).

Severity

0 : Information

Explanation

The message contain's a list of message id's which have been excluded. Requests to write these messages to the error log will be discarded.

Response

If you wish to see instances of these messages you should alter the definition of the ExcludeMessage attribute in the Queue Manager configuration.

AMQ6259

Message <insert_3> cannot be <insert_4>.

Severity

10 : Warning

Explanation

Message <insert_3> cannot be excluded or suppressed but was specified in the ExcludeMessage or SuppressMessage configuration for the Queue Manager. The Queue Manager will continue however the request to suppress or exclude this message will be ignored.

Response

Update the Queue Manager configuration to remove the specified message identifier.

AMQ6260

Help Topic not found

Severity

10 : Warning

Explanation

The requested help topic could not be located.

For further assistance, please refer to the WebSphere MQ manuals.

Response

Ensure that the WebSphere MQ InfoCenter is installed.

AMQ6261 (Unix)

An exception occurred trying to dynamically load shared library <insert_3>. The queue manager will continue without this module.

Severity

20 : Error

Explanation

This message applies to UNIX systems. Exception number <insert_1> name <insert_4>, occurred trying to dynamically load shared library <insert_3>.

Response

Check the shared library has not been corrupted. If the shared library contains any initializer functions, ensure these are not causing the problem and that they conform to the expected function prototype.

AMQ6261 (Windows)

An exception occurred trying to load DLL <insert_3>. The queue manager will continue without this module.

Severity

20 : Error

Explanation

This message applies to Windows systems only. Exception number <insert_1> error <insert_4>, occurred trying to load DLL <insert_3>.

Response

Check the DLL has not been corrupted. If the DLL contains any initializer functions, ensure these are not causing the problem and that they conform to the expected function prototype.

AMQ6263

Usage: dspmqras [-t CollectionType]

Severity

20 : Error

Response

None.

AMQ6266 (Windows)

Error <insert_1> occurred accessing shared trace data, <insert_3>

Severity

30 : Severe error

Explanation

The MQ common services module needs to access an area of named shared memory so that various functions, including trace, can be co-ordinated between all processes on a machine or session.

For a server install, this area should have been created by the MQ services process (amqsvc.exe) and is thus shared globally, on a client-only install, or where the MQ services are not running, it should be created for this session only.

This failure implies that the named shared memory (normally mqm.SHRSEG.0) has been created by another process on the system in such a way that access to it from MQ processes is denied.

Response

Investigate which process on the machine has created the named shared memory and, if it is an MQ process or MQ application investigate why the permissions have been set to disallow others to connect.

If the process that created this area is not related to MQ, investigate why it has created this specifically named area.

AMQ6271

Detected 64-bit JVM, but not using the Resource Recovery Services adapter

Severity

30 : Severe error

Explanation

The only zOS adapter supported in the 64-bit mode is the Resource Recovery Services adapter

Response

Do not specify the com.ibm.mq.adapter system property

AMQ6272

com.ibm.mq.adapter set to *<insert_0>*, which is invalid

Severity

30 : Severe error

Explanation

The adapter is not valid in this environment

Response

Set the com.ibm.mq.adapter to a valid value

AMQ6276

group name *<insert_3>* size *<insert_1>* is too long to be used for *<insert_4>*.

Severity

20 : Error

Explanation

<insert_4> has not been authorised for use by the groupname *<insert_3>*. This will not affect users who are members of group mqm.

Response

Save any generated output files and use either the [WebSphere MQ Support site](http://www.ibm.com/software/support/isa/), or the IBM support assistant at <http://www.ibm.com/software/support/isa/>, to see whether a solution is already available. If you are unable to find a match, contact your IBM support center.

AMQ6277

function name *<insert_5>* returned *<insert_1>* when creating a SID for group *<insert_3>* while creating object '\$4'.

Severity

20 : Error

Explanation

<insert_4> has not been authorised for use by the groupname *<insert_3>*. This will not affect users who are

members of group mqm.

Response

Save any generated output files and use either the [WebSphere MQ Support site](http://www.ibm.com/software/support/isa/), or the IBM support assistant at <http://www.ibm.com/software/support/isa/>, to see whether a solution is already available. If you are unable to find a match, contact your IBM support center.

AMQ6666 (i5/OS)

Required WebSphere MQ system profile(s) can not be accessed.

Severity

40 : Stop Error

Explanation

The required MQ system profile(s) QMQM and/or QMQMADM are not found or have been disabled. MQ can not continue processing the command without the profiles existing and enabled on the system. The major error code is *<insert_3>*, the minor error code is *<insert_4>*. The major error codes and their meanings are as follows:
*DISABLED - The user profile has been disabled. *PWDEXP - The password for the user profile has expired .
*EXIST - The user profile does not exist. If none of these error codes are shown the major error code contains the exception identifier. The minor error code identifies the user profile which cannot be accessed.

Response

Check that both QMQM and QMQMADM profiles exist and are both enabled using the DSPUSRPRF command, or contact the WebSphere MQ system administrator.

AMQ6708

A disk full condition was encountered when formatting a new log file in location *<insert_3>*.

Severity

20 : Error

Explanation

The queue manager attempted to format a new log file in directory *<insert_3>*. The drive or file system containing this directory did not have sufficient free space to contain the new log file.

Response

Increase the amount of space available for log files and retry the request.

AMQ6708 (i5/OS)

A disk full condition was encountered when formatting a new log file.

Severity

20 : Error

Explanation

The queue manager attempted to format a new log file in directory *<insert_3>*. The drive or file system containing this directory did not have sufficient free space to contain the new log file.

Response

Increase the amount of space available for log files and retry the request.

AMQ6709

The log for the Queue manager is full.

Severity

20 : Error

Explanation

This message is issued when an attempt to write a log record is rejected because the log is full. The queue manager will attempt to resolve the problem.

Response

This situation may be encountered during a period of unusually high message traffic. However, if you persistently fill the log, you may have to consider enlarging the size of the log. You can either increase the number of log files by changing the values in the queue manager configuration file. You will then have to stop and restart the queue manager. Alternatively, if you need to make the log files themselves bigger, you will have to delete and recreate the queue manager.

AMQ6710

Queue manager unable to access directory *<insert_3>*.

Severity

20 : Error

Explanation

The queue manager was unable to access directory <insert_3> for the log. This could be because the directory does not exist, or because the queue manager does not have sufficient authority.

Response

Ensure that the directory exists and that the queue manager has authority to read and write to it. Ensure that the LogPath attribute in the queue manager's configuration file matches the intended log path.

AMQ6767

Log file <insert_3> could not be opened for use.

Severity

20 : Error

Explanation

Log file <insert_3> could not be opened for use. Possible reasons include the file being missing, the queue manager being denied permission to open the file or the contents of the file being incorrect.

Response

If the log file was required to start the queue manager, ensure that the log file exists and that the queue manager is able to read from and write to it. If the log file was required to recreate an object from its media image and you do not have a copy of the required log file, delete the object instead of recreating it.

AMQ6774

Log file <insert_3> did not contain the requested log record.

Severity

20 : Error

Explanation

Log file <insert_3> does not contain the log record whose LSN is <insert_4>. This is because the log file numbers have wrapped and the log file name <insert_3> has been reused by a newer file. Once a log file name has been reused, it is not possible to access the data in the previous versions of the file to use this name. The operation which requested this log record cannot be completed.

AMQ6782

The log file numbers have wrapped.

Severity

0 : Information

Explanation

Each log file formatted is assigned a number which makes up part of its file name. The numbers are allocated sequentially and consist of seven digits giving a maximum of 10 million different log file names. Once all available numbers have been allocated, the queue manager again starts allocating numbers starting from zero. Once a file number has been re-allocated, you can no longer access data in the previous log files allocated the same number. The file numbers wrapped at log sequence number <insert_3>.

Response

You should periodically take media images of all WebSphere MQ objects. You must ensure that media images of all objects which you may need to recreate do not span more than 10 million log files.

AMQ6901 (i5/OS)

WebSphere MQ for i5/OS

AMQ6902 (i5/OS)

WebSphere MQ for i5/OS - Samples

AMQ6903 (i5/OS)

Installation or uninstallation failed, WebSphere MQ resources are still active.

Severity

30 : Severe error

Explanation

An attempt to install or uninstall WebSphere MQ was unsuccessful because MQ resources from a previous installation of MQ are still active. This failure may indicate that a queue manager from a previous installation of MQ is still running or has active jobs.

Response

Ensure that all queue managers from previous installations of WebSphere MQ have been quiesced, and that the QMQM subsystem is not active using the WRKSBS and ENDSBS commands. Refer to the installation section in the WebSphere MQ for i5/OS Quick Beginnings publication for further details.

AMQ6904 (i5/OS)

Installation of WebSphere MQ for i5/OS failed due to previous release installed.

Explanation

Some releases of WebSphere MQ for i5/OS require migration before a later release can be installed.

Response

If you wish to retain your current MQ information you must step through the migration process - see the Quick Beginnings Manual.

If you do not wish to retain your current MQ information remove the current version of MQ before retrying the install.

AMQ6905 (i5/OS)

Found *<insert_3>* new MQ jobs to end, and *<insert_4>* MQ jobs currently ending.

Severity

0 : Information

Explanation

Jobs with locks on library QMQM are ended so that WebSphere MQ may be deleted or updated.

Response

None.

AMQ6906 (i5/OS)

<insert_3> jobs still ending.

Severity

40 : Stop Error

Explanation

Jobs report state of 'already being deleted' after timeout.

Response

If system is heavily loaded wait and reissue the command CALL QMQM/AMQIQES4 to try to delete jobs using WebSphere MQ resources. If this message is issued again, issue the command WRKOBJLCK for library QMQM to see which jobs have not been deleted, and end them manually.

AMQ6907 (i5/OS)

All WebSphere MQ pre-requisite PTFs on OS/400 programs are installed.

Severity

0 : Information

Explanation

None.

Response

None.

AMQ6908 (i5/OS)

WebSphere MQ pre-requisite PTF *<insert_4>* for program *<insert_3>* is not installed.

Severity

40 : Stop Error

Explanation

PTF *<insert_3>*-*<insert_4>* is not installed on system in state 'Permanently applied' 'Temporarily applied' or 'Superseded'. WebSphere MQ installation will proceed, but you must install the PTF before starting WebSphere

MQ

Response

Use the command GO CMDPTF to display commands to order and apply the required PTF *<insert_3>*-*<insert_4>*..

AMQ6909 (i5/OS)

User space recovery failed, WebSphere MQ is running.

Severity

30 : Severe error

Explanation

An attempt to recover user space was unsuccessful because MQ was running.

Response

Quiesce WebSphere MQ for i5/OS and try again. See the section on "Quiescing WebSphere MQ" in the WebSphere MQ for i5/OS Quick Beginnings.

AMQ6910 (i5/OS)

The attempt to quiesce the queue manager failed.

Severity

30 : Severe error

Explanation

The attempt to quiesce the queue manager was unsuccessful because the current job has locks on library QMQM.

Response

Sign off the current job, sign on and attempt to quiesce the queue manager again. See the section on "Quiescing WebSphere MQ" in the WebSphere MQ for i5/OS Quick Beginnings.

AMQ6911 (i5/OS)

WebSphere MQ quiesce is performing a RCDQMIMG, please wait.

Severity

0 : Information

Explanation

WebSphere MQ quiesce is performing a Record Object Image (RCDQMIMG) for all objects. Please wait, there may be some delay until this is completed.

Response

None.

AMQ6912 (i5/OS)

WebSphere MQ Java Messaging and Web Services

AMQ6913 (i5/OS)

WebSphere MQ Java Messaging and Web Services

AMQ6914 (i5/OS)

Apply PTF failed, WebSphere MQ resources are still active.

Severity

30 : Severe error

Explanation

An attempt to apply PTFs to a WebSphere MQ installation was unsuccessful because MQ resources are still active. This failure may indicate that one or more queue managers have not been fully quiesced, some MQ resources have not been released, some MQ jobs are still running or a MQ subsystem is still active.

Response

Ensure that all queue managers have been fully quiesced, using the ENDMQM command with ENDCCTJOB (*YES). Ensure that all MQ subsystems (including the QMQM subsystem) are not active using the WRKSBS and ENDSBS commands. Repeat the apply PTF action. Please note - Delete Licensed Program (DLTLICPGM) is not a circumvention for this condition, because the same checks which are listed as a possible cause, will be made before deleting a WebSphere MQ installation.

AMQ6915 (i5/OS)

Remove PTF failed, WebSphere MQ resources are still active.

Severity

30 : Severe error

Explanation

An attempt to remove PTFs from a WebSphere MQ installation was unsuccessful because MQ resources are still active. This failure may indicate that one or more queue managers have not been fully quiesced, some MQ resources have not been released, some MQ jobs are still running or a MQ subsystem is still active.

Response

Ensure that all queue managers have been fully quiesced, using the ENDMQM command with ENDCCTJOB (*YES). Ensure that all MQ subsystems (including the QMQM subsystem) are not active using the WRKSBS and ENDSBS commands. Repeat the remove PTF action. Please note - Delete Licensed Program (DLTLICPGM) is not a circumvention for this condition, because the same checks which are listed as a possible cause, will be made before deleting a WebSphere MQ installation.

AMQ6988

yes

Severity

0 : Information

AMQ6988 (i5/OS)

Yes

AMQ6989

no

Severity

0 : Information

AMQ6989 (i5/OS)

No

AMQ6992 (i5/OS)

Program <insert_3> parameter error.

Severity

40 : Stop Error

Explanation

WebSphere MQ for i5/OS program <insert_3> has an incorrect number of parameters, or an error in the parameter value.

Response

Display the job log, using the DSPJOBLOG command, for more information on the problem.

AMQ6993 (i5/OS)

Program <insert_3> ended abnormally.

Severity

40 : Stop Error

Explanation

A WebSphere MQ for i5/OS program, <insert_3>, is ending abnormally.

Response

Display the job log, using the DSPJOBLOG command, for information why the job or subsystem ended abnormally. Correct the error and retry the request.

AMQ6994 (Windows)

5724-H72 (C) Copyright IBM Corp. 1994, 2008. ALL RIGHTS RESERVED.

Severity

0 : Information

Explanation

None.

Response

None.

AMQ6995 (i5/OS)

xcsFFST has been called; take a look at the job log.

Severity

0 : Information

AMQ6998 (i5/OS)

An internal WebSphere MQ error has occurred.

Severity

40 : Stop Error

Explanation

WebSphere MQ for i5/OS is diagnosing an unexpected error.

Response

Save the job log, and use either the [WebSphere MQ Support site](#), or the IBM support assistant at <http://www.ibm.com/software/support/isa/>, to see whether a solution is already available. If you are unable to find a match, contact your IBM support center.

AMQ6999 (i5/OS)

An internal WebSphere MQ error has occurred.

Severity

0 : Information


Explanation

WebSphere MQ has experienced an internal failure, from which it could not recover.

Response

Use WRKPRB to check if a problem has been created. If one has, record the problem identifier, and save the QPSRVDMP, QPJOBLOG, and QPDSPJOB files. If a problem has not been created, save the job log. Use either the [WebSphere MQ Support site](#), or the IBM support assistant at <http://www.ibm.com/software/support/isa/>, to see whether a solution is already available. If you are unable to find a match, contact your IBM support center. Do not discard these files until the problem has been resolved.

Parent topic: [Diagnostic messages: AMQ4000-9999](#)

 This build: January 26, 2011 12:01:44

[Notices](#) | [Trademarks](#) | [Downloads](#) | [Library](#) | [Support](#) | [Feedback](#)

© Copyright IBM Corporation 1999, 2009. All Rights Reserved.

This topic's URL:

amq6

1.4. AMQ7000-7999: MQSeries product

AMQ7001

The location specified for creation of the queue manager is not valid.

Severity

40 : Stop Error

Explanation

The directory under which queue managers are to be created is not valid. It may not exist, or there may be a problem with authorization.

Response

The location is specified in the machine-wide ini file. Correct the file and submit the request again.

AMQ7001 (Windows)

The location specified for the creation of the queue manager is not valid.

Severity

40 : Stop Error

Explanation

The directory under which the queue managers are to be created is not valid. It may not exist, or there may be a problem with authorization.

Response

The location is specified in the configuration data. Correct the configuration data and submit the request again.

AMQ7002

An error occurred manipulating a file.

Severity

40 : Stop Error

Explanation

An internal error occurred while trying to create or delete a queue manager file. It is likely that the error was caused by a disk having insufficient space, or by problems with authorization to the underlying filesystem.

Response

Identify the file that caused the error, using problem determination techniques. For example check if there are any FFST files, which may identify the queue manager file causing the error. This error may also be caused if users have created, renamed or deleted that file. Correct the error in the filesystem and submit the request again.

AMQ7002 (Windows)

An error occurred manipulating a file.

Severity

40 : Stop Error

Explanation

An internal error occurred while trying to create or delete a queue manager file.

In the case of a failure to delete a file a common reason for this error is that a non MQ process, such as the windows explorer or a virus checker, is accessing the file. In the case where the object that cannot be deleted is a directory then a non MQ process may be accessing a file within the directory or one of its subdirectories.

It is also possible that the error was caused by a disk having insufficient space, or by problems with authorization to the underlying filesystem.

Response

Identify the file that caused the error, using problem determination techniques. For example check if there are any FFST files, which may identify the queue manager file causing the error. This error may also be caused if users have created, renamed or deleted that file. Correct the error in the filesystem and submit the request again.

AMQ7005

The queue manager is running.

Severity

40 : Stop Error

Explanation

You tried to perform an action that requires the queue manager stopped, however, it is currently running. You probably tried to delete or start a queue manager that is currently running.

Response

If the queue manager should be stopped, stop the queue manager and submit the failed command again.

AMQ7006

Missing attribute *<insert_5>* on stanza starting on line *<insert_1>* of ini file *<insert_3>*.

Severity

20 : Error

Explanation

The *<insert_4>* stanza starting on line *<insert_1>* of configuration file *<insert_3>* is missing the required *<insert_5>* attribute.

Response

Check the contents of the file and retry the operation.

AMQ7006 (Windows)

Missing attribute *<insert_5>* from configuration data.

Severity

20 : Error

Explanation

The *<insert_4>* stanza in the configuration data is missing the required *<insert_5>* attribute.

Response

Check the contents of the configuration data and retry the operation.

AMQ7008

The queue manager already exists.

Severity

40 : Stop Error

Explanation

You tried to create a queue manager that already exists.

Response

If you specified the wrong queue manager name, correct the name and submit the request again.

AMQ7010

The queue manager does not exist.

Severity

40 : Stop Error

Explanation

You tried to perform an action against a queue manager that does not exist. You may have specified the wrong queue manager name.

Response

If you specified the wrong name, correct it and submit the command again. If the queue manager should exist, create it, and then submit the command again.

AMQ7011

The queue manager files have not been completely deleted.

Severity

40 : Stop Error

Explanation

While deleting the queue manager, an error occurred deleting a file or directory. The queue manager may not have been completely deleted.

Response

Follow problem determination procedures to identify the file or directory and to complete deletion of the queue manager.

AMQ7012

The specified trigger interval is not valid.

Severity

40 : Stop Error

Explanation

You specified a value for the trigger interval that is not valid. The value must be not less than zero and not greater than 999 999 999.

Response

Correct the value and resubmit the request.

AMQ7013

There is an error in the name of the specified dead-letter queue.

Severity

40 : Stop Error

Explanation

You specified a name for the dead-letter queue that is not valid.

Response

Correct the name and resubmit the request.

AMQ7014

There is an error in the name of the specified default transmission queue.

Severity

40 : Stop Error

Explanation

You specified a name for the default transmission queue that is not valid.

Response

Correct the name and submit the command again.

AMQ7015

There is an error in the maximum number of open object handles specified.

Severity

40 : Stop Error

Explanation

You specified a value for the maximum number of open object handles to be allowed that is not valid. The value must be not less than zero and not greater than 999 999 999.

Response

Correct the value and submit the command again.

AMQ7016

There is an error in the maximum number of uncommitted messages specified.

Severity

40 : Stop Error

Explanation

You specified a value for the maximum number of uncommitted messages to be allowed that is not valid. The value must be not less than 1 and not greater than 999 999 999.

Response

Correct the value and submit the command again.

AMQ7017

Log not available.

Severity

40 : Stop Error

Explanation

The queue manager was unable to use the log. This could be due to a log file being missing or damaged, or the log path to the queue manager being inaccessible.

Response

Ensure that the LogPath attribute in the queue manager configuration file is correct. If a log file is missing or otherwise unusable, restore a backup copy of the file, or the entire queue manager.

AMQ7018

The queue manager operation cannot be completed.

Severity

20 : Error

Explanation

An attempt has been made to perform an operation on a queue manager. Resources required to perform the operation are not available.

AMQ7019

An error occurred while creating or checking the directory structure for the queue manager.

Severity

40 : Stop Error

Explanation

During creation or startup of the queue manager an error occurred while creating or checking a file or directory. Further information detailing the cause of the failure is written to the queue manager error logs.

Response

Identify why the queue manager files cannot be created or why the check failed. It is probable that there is insufficient space on the specified disk, or that there is a problem with access permissions on a file or directory. Correct the problem and submit the command again.

AMQ7020

The operation was carried out, but one or more transactions remain in-doubt.

Severity

10 : Warning

Explanation

The queue manager tried to resolve all internally coordinated transactions which are in-doubt. In-doubt transactions still remain after the queue manager has attempted to deliver the outcome of these transactions to the resource managers concerned. Transactions remain in-doubt when the queue manager cannot deliver the outcome of the transaction to each of the participating resource managers. For example, a resource manager may not be available at this time. Another possibility is that an earlier attempt to resolve the transaction resulted in an unexpected failure, in this case no attempt will be made to resolve the transaction until the queue manager is restarted.

Response

Use the DSPMQTRN command to display the remaining in-doubt transactions.

AMQ7020 (i5/OS)

The operation was carried out, but one or more transactions remain in-doubt.

Severity

10 : Warning

Explanation

The queue manager tried to resolve all internally coordinated transactions which are in-doubt. In-doubt transactions still remain after the queue manager has attempted to deliver the outcome of these transactions to the resource managers concerned. Transactions remain in-doubt when the queue manager cannot deliver the outcome of the transaction to each of the participating resource managers. For example, a resource manager may not be available at this time.

Response

Use the Work with Transactions (WRKMQMTRN) command to display the remaining in-doubt transactions.

AMQ7021

An error occurred while deleting the directory structure for the queue manager.

Severity

40 : Stop Error

Explanation

While deleting the queue manager, an error occurred deleting a file or directory. The queue manager may not have been completely deleted.

Response

Follow problem determination procedures to identify the file or directory and to complete deletion of the queue manager.

AMQ7022

The resource manager identification number is not recognized.

Severity

20 : Error

Explanation

The identification number of the resource manager you supplied was not recognized.

Response

Ensure that you entered a valid resource manager identification number. Use the DSPMQTRN command to display a list of resource managers and their identification numbers.

AMQ7023

The resource manager was in an invalid state.

Severity

20 : Error

Explanation

The resource manager, the identification number of which you supplied, was in an invalid state.

Response

Ensure that you entered the correct resource manager identification number. Use the DSPMQTRN command to display a list of resource managers and their identification numbers. A resource manager is in an invalid state, if it is still available to resolve the transaction, use the -a optional flag to resolve this and all other internally coordinated in-doubt transactions.

AMQ7024

Arguments supplied to a command are not valid.

Severity

20 : Error

Explanation

You supplied arguments to a command that it could not interpret. It is probable that you specified a flag not accepted by the command, or that you included extra flags.

Response

Correct the command and submit it again. Additional information on the arguments causing the error may be found in the error logs for the queue, or queue manager, referenced in the command.

AMQ7025

Error in the descriptive text argument (-c parameter) of the crtmqm command.

Severity

40 : Stop Error

Explanation

The descriptive text you supplied to the crtmqm command was in error.

Response

Correct the descriptive text argument and submit the command again.

AMQ7026

A principal or group name was invalid.

Severity

40 : Stop Error

Explanation

You specified the name of a principal or group which does not exist.

Response

Correct the name and resubmit the request.

AMQ7027

Argument *<insert_3>* supplied to command *<insert_4>* is invalid.

Severity

20 : Error

Explanation

The argument *<insert_3>* was supplied to the command *<insert_4>* which could not be interpreted. This argument is either not accepted by the command, or an extra flag has been included.

Response

Correct the command and submit it again.

AMQ7028

The queue manager is not available for use.

Severity

40 : Stop Error

Explanation

You have requested an action that requires the queue manager running, however, the queue manager is not currently running.

Response

Start the required queue manager and submit the command again.

AMQ7030

Quiesce request accepted. The queue manager will stop when all outstanding work is complete.

Severity

0 : Information

Explanation

You have requested that the queue manager end when there is no more work for it. In the meantime, it will refuse new applications that attempt to start, although it allows those already running to complete their work.

Response

None.

AMQ7031

The queue manager is stopping.

Severity

40 : Stop Error

Explanation

You issued a command that requires the queue manager running, however, it is currently in the process of stopping. The command cannot be run.

Response

None

AMQ7041

Object already exists.

Severity

40 : Stop Error

Explanation

A Define Object operation was performed, but the name selected for the object is already in use by an object that is unknown to WebSphere MQ. The object name selected by MQ was *<insert_3>*, in directory *<insert_4>*, of object type *<insert_5>*.

Response

Remove the conflicting object from the MQ system, then try the operation again.

AMQ7042

Media image not available for object *<insert_3>* of type *<insert_4>*.

Severity

20 : Error

Explanation

The media image for object *<insert_3>*, type *<insert_4>*, is not available for media recovery. A log file containing part of the media image cannot be accessed.

Response

A previous message indicates which log file could not be accessed. Restore a copy of the log file and all subsequent log files from backup. If this is not possible, you must delete the object instead.

AMQ7042 (i5/OS)

Media image not available for object <insert_3>.

Severity

20 : Error

Explanation

The media image for object <insert_3>, type <insert_4>, is not available for media recovery. A log file containing part of the media image cannot be accessed.

Response

A previous message indicates which log file could not be accessed. Restore a copy of the log file and all subsequent log files from backup. If this is not possible, you must delete the object instead.

AMQ7044

Media recovery not allowed.

Severity

20 : Error

Explanation

Media recovery is not possible on a queue manager using a circular log. Damaged objects must be deleted on such a queue manager.

Response

None.

AMQ7047

An unexpected error was encountered by a command.

Severity

40 : Stop Error

Explanation

An internal error occurred during the processing of a command.

Response

Follow problem determination procedures to identify the cause of the error.

AMQ7048

The queue manager name is either not valid or not known

Severity

40 : Stop Error

Explanation

Either the specified queue manager name does not conform to the rules required by WebSphere MQ or the queue manager does not exist. The rules for naming MQ objects are detailed in the WebSphere MQ Command Reference.

Response

Correct the name and submit the command again.

AMQ7048 (Windows)

The queue manager name is either not valid or not known

Severity

40 : Stop Error

Explanation

Either the specified queue manager name does not conform to the rules required by WebSphere MQ or the queue manager does not exist. The rules for naming MQ objects are detailed in the WebSphere MQ Command Reference.

This message can also occur when specifying an option to a command that contains a path. To ensure that the queue manager name is correctly passed to MQ by the Microsoft Windows command interpreter escape all directory separators in the path ("\\") or do not surround the path in quotation marks.

Response

Correct the name and submit the command again.

AMQ7053

The transaction has been committed.

Severity

0 : Information

Explanation

The prepared transaction has been committed.

Response

None.

AMQ7054

The transaction has been backed out.

Severity

0 : Information

Explanation

The prepared transaction has been backed out.

Response

None.

AMQ7055

The transaction number is not recognized.

Severity

20 : Error

Explanation

The number of the transaction you supplied was not recognized as belonging to an in-doubt or heuristically completed transaction.

Response

Ensure that you entered a valid transaction number. It is possible that the transaction number you entered corresponds to a transaction which was committed or backed out before you issued the command to resolve it. It is also possible that the transaction number you entered corresponds to a transaction which is not in the appropriate state for the options you specified. For example, you cannot commit or back out a transaction which is already heuristically completed.

AMQ7056

Transaction number *<insert_1>*,*<insert_2>* is in-doubt.

Severity

0 : Information

Explanation

This message is used to report the number of an in-doubt transaction.

Response

None.

AMQ7059

An error has occurred reading an INI file.

Severity

20 : Error

Explanation

An error has occurred when reading the MQS.INI file or a queue manager QM.INI file.

Response

If you have been changing the INI file content check and correct the change. If you have not changed the INI file, use the standard facilities supplied with your system to record the problem identifier and to save any generated output files. Use either the [WebSphere MQ Support site](#), or the IBM support assistant at

<http://www.ibm.com/software/support/isa/>, to see whether a solution is already available. If you are unable to find a match, contact your IBM support center. Do not discard these files until the problem has been resolved.

AMQ7059 (Tandem)

An error has occurred reading an INI file.

Severity

20 : Error

Explanation

An error has occurred when reading the MQSINI file or a queue manager QMINI file.

Response

If you have been changing the INI file content check and correct the change. If you have not changed the INI file, use the standard facilities supplied with your system to record the problem identifier, and to save the generated output files. Use either the [WebSphere MQ Support site](http://www.ibm.com/software/support/isa/), or the IBM support assistant at <http://www.ibm.com/software/support/isa/>, to see whether a solution is already available. If you are unable to find a match, contact your IBM support center. Do not discard these files until the problem has been resolved.

AMQ7059 (Windows)

An error occurred when reading the configuration data.

Severity

20 : Error

Explanation

An error has occurred when reading the configuration data.

Response

If you have changed the configuration data, check and correct the change. If you have not changed the configuration data, use the standard facilities supplied with your system to record the problem identifier, and to save the generated output files. Use either the [WebSphere MQ Support site](http://www.ibm.com/software/support/isa/), or the IBM support assistant at <http://www.ibm.com/software/support/isa/>, to see whether a solution is already available. If you are unable to find a match, contact your IBM support center. Do not discard these files until the problem has been resolved.

AMQ7060

An error has occurred locking an INI file.

Severity

20 : Error

Explanation

An error has occurred locking the MQS.INI file or a queue manager QM.INI file.

Response

If you have been changing the INI file permissions check and correct the change. If you have not changed the INI file, use the standard facilities supplied with your system to record the problem identifier and to save any generated output files. Use either the [WebSphere MQ Support site](http://www.ibm.com/software/support/isa/), or the IBM support assistant at <http://www.ibm.com/software/support/isa/>, to see whether a solution is already available. If you are unable to find a match, contact your IBM support center. Do not discard these files until the problem has been resolved.

AMQ7060 (Tandem)

An error has occurred locking an INI file.

Severity

20 : Error

Explanation

An error has occurred locking the MQSINI file or a queue manager QMINI file.

Response

If you have been changing the INI file permissions check and correct the change. If you have not changed the INI file, use the standard facilities supplied with your system to record the problem identifier, and to save the generated output files. Use either the [WebSphere MQ Support site](http://www.ibm.com/software/support/isa/), or the IBM support assistant at <http://www.ibm.com/software/support/isa/>, to see whether a solution is already available. If you are unable to find a match, contact your IBM support center. Do not discard these files until the problem has been resolved.

AMQ7060 (Windows)

An error has occurred locking the configuration data.

Severity

20 : Error

Explanation

An error has occurred locking the configuration data.

Response

If you have changed the configuration data permissions, check and correct the change. If you have not changed the configuration data, use the standard facilities supplied with your system to record the problem identifier, and to save the generated output files. Use either the [WebSphere MQ Support site](http://www.ibm.com/software/support/isa/), or the IBM support assistant at <http://www.ibm.com/software/support/isa/>, to see whether a solution is already available. If you are unable to find a match, contact your IBM support center. Do not discard these files until the problem has been resolved.

AMQ7061

An expected stanza in an INI file is missing or contains errors.

Severity

20 : Error

Explanation

An expected stanza is missing from the MQS.INI file or a queue manager QM.INI file or the stanza contains errors.

Response

If you have been changing the INI file content check and correct the change.

AMQ7061 (Tandem)

An expected stanza in an INI file is missing or contains errors.

Severity

20 : Error

Explanation

An expected stanza is missing from the MQSINI file or a queue manager QMINI file or the stanza contains errors.

Response

If you have been changing the INI file content check and correct the change.

AMQ7061 (Windows)

An expected stanza in the configuration data is missing or contains errors.

Severity

20 : Error

Explanation

An expected stanza is missing from the configuration data or the stanza contains errors.

Response

If you have changed the configuration data, check and correct the change.

AMQ7062

Unable to access an INI file.

Severity

20 : Error

Explanation

Access to the MQS.INI file or a queue manager QM.INI file is denied.

Response

If you have been changing the INI file permissions check and correct the change.

AMQ7062 (Tandem)

Unable to access an INI file.

Severity

20 : Error

Explanation

Access to the MQSINI file or a queue manager QMINI file is denied.

Response

If you have been changing the INI file permissions check and correct the change.

AMQ7062 (Windows)

Unable to access the configuration data.

Severity

20 : Error

Explanation

Access to the configuration data is denied.

Response

If you have changed the configuration data permissions, check and correct the change.

AMQ7063

An INI file is missing.

Severity

20 : Error

Explanation

The MQS.INI file or a queue manager QM.INI file is missing.

Response

If you have been changing the INI file recover the previous file and retry the operation.

AMQ7063 (Tandem)

An INI file is missing.

Severity

20 : Error

Explanation

The MQSINI file or a queue manager QMINI file is missing.

Response

If you have been changing the INI file recover the previous file and retry the operation.

AMQ7063 (Windows)

Configuration data is missing.

Severity

20 : Error

Explanation

The configuration data for WebSphere MQ is missing.

Response

If you have changed the configuration data, recover the previous configuration data and retry the operation.

AMQ7064

Log path not valid or inaccessible.

Severity

40 : Stop Error

Explanation

The supplied log path could not be used by the queue manager. Possible reasons for this include the path not existing, the queue manager not being able to write to the path, or the path residing on a remote device.

Response

Ensure that the log path exists and that the queue manager has authority to read and write to it. If the queue manager already exists, ensure that the LogPath attribute in the queue manager's configuration file matches the intended log path.

AMQ7064 (i5/OS)

Auxiliary storage pool identifier not found.

Explanation

The auxiliary storage pool identifier supplied does not exist on the system and could not be used by the queue manager to create a journal receiver.

Response

Specify *SYSTEM, or the identifier of an existing auxiliary storage pool and try the request again. You can use WRKDSKSTS to check the assignment of disk units to auxiliary storage pools.

AMQ7065

Insufficient space on disk.

Severity

40 : Stop Error

Explanation

The operation cannot be completed due to shortage of disk space.

Response

Either make more disk space available, or reduce the disk requirements of the command you issued.

AMQ7066

There are no matching prepared or heuristically completed transactions.

Severity

10 : Warning

Explanation

There are no prepared transactions to be resolved or heuristically completed transactions which match the parameters given.

Response

None.

AMQ7068

Authority file contains an authority stanza that is not valid.

Severity

40 : Stop Error

Explanation

A syntax error has been found in one of the files containing authorization information for the queue manager.

Response

Correct the contents of the incorrect authorization file by editing it.

AMQ7069

The queue manager was created successfully, but cannot be made the default.

Severity

40 : Stop Error

Explanation

The queue manager was defined to be the default queue manager for the machine when it was created. However, although the queue manager has been created, an error occurred trying to make it the default. There may not be a default queue manager defined for the machine at present.

Response

There is probably a problem with the machine-wide ini file. Verify the existence of the file, its access permissions, and its contents. If its backup file exists, reconcile the contents of the two files and then delete the backup. Finally, either update the machine-wide ini file by hand to specify the desired default queue manager, or delete and recreate the queue manager.

AMQ7069 (Windows)

The queue manager was created successfully, but cannot be made the default.

Severity

40 : Stop Error

Explanation

The queue manager was defined to be the default queue manager for the machine when it was created. However, although the queue manager has been created, an error occurred trying to make it the default. There may not be a default queue manager defined for the machine at present.

Response

There is probably a problem with the configuration data. Update the configuration data to specify the desired default queue manager, or delete and recreate the queue manager.

AMQ7072

Invalid QM.INI file stanza. Refer to the error log for more information.

Severity

40 : Stop Error

Explanation

An invalid QM.INI file stanza was found. Refer to the error log for more information.

Response

Correct the error and then retry the operation.

AMQ7072 (Tandem)

Invalid QMINI file stanza. Refer to the error log for more information.

Severity

40 : Stop Error

Explanation

An invalid QMINI file stanza was found. Refer to the error log for more information.

Response

Correct the error and then retry the operation.

AMQ7072 (Windows)

Stanza not valid. Refer to the error log for more information.

Severity

40 : Stop Error

Explanation

A stanza that is not valid was found. Refer to the error log for more information.

Response

Correct the error and retry the operation.

AMQ7073

Log size not valid.

Severity

40 : Stop Error

Explanation

Either the number of log files or the size of the log files was outside the accepted values.

Response

Make sure that the log parameters you enter lie within the valid range.

AMQ7074

Unknown stanza key *<insert_4>* on line *<insert_1>* of ini file *<insert_3>*.

Severity

10 : Warning

Explanation

Line *<insert_1>* of the configuration file *<insert_3>* contained a stanza called *<insert_3>*. This stanza is not recognized.

Response

Check the contents of the file and retry the operation.

AMQ7074 (Windows)

Unknown stanza key *<insert_4>* at *<insert_3>* in the configuration data.

Severity

10 : Warning

Explanation

Key *<insert_3>* contained a stanza called *<insert_4>*. This stanza is not recognized.

Response

Check the contents of the configuration data and retry the operation.

AMQ7074 (i5/OS)

Unknown stanza key.

Severity

10 : Warning

Explanation

Line *<insert_1>* of the configuration file *<insert_3>* contained a stanza key *<insert_4>*. This stanza is not recognized.

Response

Check the contents of the file and retry the operation.

AMQ7075

Unknown attribute in ini file.

Severity

10 : Warning

Explanation

Line *<insert_1>* of the configuration file *<insert_3>* contained an attribute called *<insert_4>* that is not valid. This attribute is not recognized in this context.

Response

Check the contents of the file and retry the operation.

AMQ7075 (Windows)

Unknown attribute *<insert_4>* at *<insert_3>* in the configuration data.

Severity

10 : Warning

Explanation

Key *<insert_3>* in the configuration data contained an attribute called *<insert_4>* that is not valid. This attribute is not recognized in this context.

Response

Check the contents of the configuration data and retry the operation.

AMQ7076

Invalid value for attribute in ini file.

Severity

10 : Warning

Explanation

Line *<insert_1>* of the configuration file *<insert_3>* contained value *<insert_5>* that is not valid for the attribute *<insert_4>*.

Response

Check the contents of the file and retry the operation.

AMQ7076 (Windows)

Value *<insert_5>* not valid for attribute *<insert_4>* at *<insert_3>* in the configuration data.

Severity

10 : Warning

Explanation

Key *<insert_3>* in the configuration data contained value *<insert_5>* that is not valid for the attribute

<insert_4>.

Response

Check the contents of the configuration data and retry the operation.

AMQ7077

You are not authorized to perform the requested operation.

Severity

40 : Stop Error

Explanation

You tried to issue a command for the queue manager. You are not authorized to perform the command.

Response

Contact your system administrator to perform the command for you. Alternatively, request authority to perform the command from your system administrator.

AMQ7078

You entered an object type that is invalid with a generic profile name.

Severity

40 : Stop Error

Explanation

You entered an object type of *ALL or *MQM and an object name that contains generic characters, this is an invalid combination.

Response

Correct the command and submit it again.

AMQ7080

No objects processed.

Severity

10 : Warning

Explanation

No objects were processed, either because no objects matched the criteria given, or because the objects found did not require processing.

Response

None.

AMQ7081

Object <insert_3>, type <insert_4> recreated.

Severity

0 : Information

Explanation

The object <insert_3>, type <insert_4> was recreated from its media image.

Response

None.

AMQ7082

Object <insert_3>, type <insert_4> is not damaged.

Severity

10 : Warning

Explanation

Object <insert_3>, type <insert_4> cannot be recreated since it is not damaged.

Response

None

AMQ7083

A resource problem was encountered by a command.

Severity

20 : Error

Explanation

The command failed due to a resource problem. Possible causes include the log being full or the command running out of memory.

Response

Look at the previous messages to diagnose the problem. Rectify the problem and retry the operation.

AMQ7084

Object *<insert_3>*, type *<insert_4>* damaged.

Severity

20 : Error

Explanation

The object *<insert_3>*, type *<insert_4>* was damaged. The object must be deleted or, if the queue manager supports media recovery, recreated from its media image.

Response

Delete the object or recreate it from its media image.

AMQ7085

Object *<insert_3>*, type *<insert_4>* not found.

Severity

20 : Error

Explanation

Object *<insert_3>*, type *<insert_4>* cannot be found.

Response

None.

AMQ7086

Media image for object *<insert_3>*, type *<insert_4>* recorded.

Severity

0 : Information

Explanation

The media image for object *<insert_3>*, type *<insert_4>*, defined in Queue Manager *<insert_5>*, has been recorded.

Response

None.

AMQ7087

Object *<insert_3>*, type *<insert_4>* is a temporary object

Severity

20 : Error

Explanation

Object *<insert_3>*, type *<insert_4>* is a temporary object. Media recovery operations are not permitted on temporary objects.

Response

None.

AMQ7088

Object *<insert_3>*, type *<insert_4>* in use.

Severity

20 : Error

Explanation

Object *<insert_3>*, type *<insert_4>* is in use. Either an application has it open or, if it is a local queue, there are uncommitted messages on it.

Response

Ensure that the object is not opened by any applications, and that there are no uncommitted messages on the object, if it is a local queue. Then, retry the operation.

AMQ7089

Media recovery already in progress.

Severity

20 : Error

Explanation

Another media recovery operation is already in progress. Only one media recovery operation is permitted at a time.

Response

Wait for the existing media recovery operation to complete and retry the operation.

AMQ7090 (Windows)

The queue manager CCSID is not valid.

Severity

40 : Stop Error

Explanation

The CCSID to be used by the QMGR is not valid, because:

- 1) It is a DBCS CCSID.
- 2) The CCSID encoding is not ASCII or ASCII related. EBCDIC or UCS2 encodings are not valid on this machine.
- 3) The CCSID encoding is unknown.

Response

Check the CCSID is valid for the machine on which you are working.

AMQ7090 (i5/OS)

The queue manager CCSID is not valid.

Severity

40 : Stop Error

Explanation

The CCSID to be used by the QMGR is not valid for the i5/OS platform. The CCSID encoding must be a valid EBCDIC value.

Response

Check that the CCSID that you have entered is a valid EBCDIC value.

AMQ7091

You are performing authorization for the queue manager, but you specified an object name.

Severity

40 : Stop Error

Explanation

Modification of authorizations for a queue manager can be performed only from that queue manager. You must not specify an object name.

Response

Correct the command and submit it again.

AMQ7092

An object name is required but you did not specify one.

Severity

40 : Stop Error

Explanation

The command needs the name of an object, but you did not specify one.

Response

Correct the command and submit it again.

AMQ7093

An object type is required but you did not specify one.

Severity

40 : Stop Error

Explanation

The command needs the type of the object, but you did not specify one.

Response

Correct the command and submit it again.

AMQ7094

You specified an object type that is not valid, or more than one object type.

Severity

40 : Stop Error

Explanation

Either the type of object you specified was not valid, or you specified multiple object types on a command which supports only one.

Response

Correct the command and submit it again.

AMQ7095

An entity name is required but you did not specify one.

Severity

40 : Stop Error

Explanation

The command needs one or more entity names, but you did not specify any. Entities can be principals or groups.

Response

Correct the command and submit it again.

AMQ7096

An authorization specification is required but you did not provide one.

Severity

40 : Stop Error

Explanation

The command sets the authorizations on WebSphere MQ objects. However you did not specify which authorizations are to be set.

Response

Correct the command and submit it again.

AMQ7097

You gave an authorization specification that is not valid.

Severity

40 : Stop Error

Explanation

The authorization specification you provided to the command contained one or more items that could not be interpreted.

Response

Correct the command and submit it again.

AMQ7098

The command accepts only one entity name. You specified more than one.

Severity

40 : Stop Error

Explanation

The command can accept only one principal or group name. You specified more than one.

Response

Correct the command and submit it again.

AMQ7099

Entity *<insert_3>* has the following authorizations for object *<insert_4>*:

Severity

0 : Information

Explanation

Informational message. The list of authorizations follows.

Response

None.

AMQ7104

Resource manager *<insert_1>* has prepared.

Severity

0 : Information

Explanation

This message reports the state of a resource manager with respect to an in-doubt transaction.

Response

None.

AMQ7105

Resource manager *<insert_1>* has committed.

Severity

0 : Information

Explanation

This message reports the state of a resource manager with respect to an in-doubt transaction.

Response

None.

AMQ7106

Resource manager *<insert_1>* has rolled back.

Severity

0 : Information

Explanation

This message reports the state of a resource manager with respect to an in-doubt transaction.

Response

None.

AMQ7107

Resource manager *<insert_1>* is *<insert_3>*.

Severity

0 : Information

Explanation

This message reports the identification number and name of a resource manager.

Response

None.

AMQ7108

Any in-doubt transactions have been resolved.

Severity

0 : Information

Explanation

All, if there were any, of the internally coordinated transactions which were in-doubt, have now been resolved. This message reports successful completion of the RSVMQTRN command when the -a option is used.

Response

None.

AMQ7108 (i5/OS)

Any in-doubt transactions have been resolved.

Severity

0 : Information

Explanation

All, if there were any, of the internally coordinated transactions which were in-doubt, have now been resolved.

Response

None.

AMQ7109

A decision on behalf of the unavailable resource manager has been delivered.

Severity

0 : Information

Explanation

A decision for an internally coordinated transaction which was in-doubt, has now been delivered on behalf of the unavailable resource manager. This message reports successful completion of the RSVMQTRN command when the -r option is used.

Response

None.

AMQ7110

Media image for the syncfile recorded.

Severity

0 : Information

Explanation

The media image for the syncfile has been recorded.

Response

None.

AMQ7111

Resource manager <insert_1> has participated.

Severity

0 : Information

Explanation

This message reports the state of a resource manager with respect to an in-doubt transaction.

Response

None.

AMQ7112

Transaction number <insert_1>,<insert_2> has encountered an error.

Severity

0 : Information

Explanation

This message is used to report the number of an in-doubt transaction which has encountered an error with one or more resource managers.

Response

Refer to the queue manager error log for more information about which resource managers are in error. Ensure that the resource managers that were in error, are working correctly, restart the queue manager. If the problem persists, use the standard facilities supplied with your system to record the problem identifier, and to save the generated output files. Contact your IBM support center. Do not discard these files until the problem has been resolved.

AMQ7113

The Database Name argument, `-rn`, is missing from the command `crtmqm`

Severity

20 : Error

Explanation

The required flag, `-rn`, was omitted from the command `crtmqm`

Response

Add the flag and associated database name and submit it again.

AMQ7114

The Database Password argument, `-rp`, is missing from the command `crtmqm`

Severity

20 : Error

Explanation

The required flag, `-rp`, was omitted from the command `crtmqm`

Response

Add the flag and associated database password and submit it again.

AMQ7115

The Database Type argument, `-rt`, is missing from the command `crtmqm`

Severity

20 : Error

Explanation

The required flag, `-rt`, was omitted from the command `crtmqm`

Response

Add the flag and associated database type and submit it again

AMQ7116

The Database Type argument, `-rt`, is greater than 8 characters long

Severity

20 : Error

Explanation

The argument supplied with the flag `-rt`, is greater than 8 characters long

Response

Reduce the length of the database type argument and submit it again

AMQ7117

The MSD shared library failed to load.

Severity

20 : Error

Explanation

The MSD shared library was either not located or failed to load correctly.

Response

Ensure that the database type is specified correctly when creating a queue manager since this is used to form the name of the shared library to be loaded. Further information on the failure may be found in the FFST logs.

Also, ensure that ensure that the MSD shared library is installed correctly.

AMQ7118

Transaction number <insert_1>,<insert_2> is heuristically committed.

Severity

0 : Information

Explanation

This message is used to report the number of a heuristically committed transaction.

Response

None.

AMQ7119

Transaction number <insert_1>,<insert_2> is heuristically rolled back.

Severity

0 : Information

Explanation

This message is used to report the number of a heuristically rolled-back transaction.

Response

None.

AMQ7120

The Trial Period license for this copy of WebSphere MQ has expired.

Severity

20 : Error

Explanation

This copy of WebSphere MQ was licensed to be used in trial mode for a limited period only. This period has expired.

Response

Install a Production license for this copy of WebSphere MQ

AMQ7121

The trial period for this copy of WebSphere MQ has now expired.

Severity

20 : Error

Explanation

This copy of WebSphere MQ was licensed for a limited period only. This period has now expired.

Response

Install a Production license for this copy of WebSphere MQ

AMQ7122

The Trial Period License Agreement was not accepted.

Severity

10 : Warning

Explanation

When the Trial Period License Agreement is displayed, the user must accept it before this copy of WebSphere MQ can be used.

Response

Submit the command again and accept the agreement.

AMQ7123

There is one day left in the trial period for this copy of WebSphere MQ

Severity

0 : Information

Explanation

This copy of WebSphere MQ is licensed for a limited period only.

Response

None.

AMQ7124

This is the final day of the trial period for this copy of WebSphere MQ

Severity

10 : Warning

Explanation

This copy of WebSphere MQ is licensed for a limited period only.

Response

Install a Production license for this copy of WebSphere MQ

AMQ7125

There are *<insert_1>* days left in the trial period for this copy of WebSphere MQ

Severity

0 : Information

Explanation

This copy of WebSphere MQ is licensed for a limited period only.

Response

None.

AMQ7126

This copy of WebSphere MQ is now running in Production mode.

Severity

0 : Information

Explanation

A Production license has been installed for this copy of WebSphere MQ

Response

None.

AMQ7127

Press Enter when you have read the messages

Severity

0 : Information

Explanation

One or more messages have been displayed. They will disappear when the user presses the Enter key.

Response

Press the Enter key when the messages are no longer required.

AMQ7128

No license installed for this copy of WebSphere MQ

Severity

20 : Error

Explanation

The installation of WebSphere MQ is invalid since no Production, Beta, or Trial Period license has been installed.

Response

Check that the installation steps described in the Quick Beginnings book have been followed, and if the problem persists use either the [WebSphere MQ Support site](#), or the IBM support assistant at <http://www.ibm.com/software/support/isa/>, to see whether a solution is already available. If you are unable to find a match, contact your IBM support center.

AMQ7129

The trial period for this copy of WebSphere MQ has already been started.

Severity

0 : Information

Explanation

This copy of WebSphere MQ is licensed for a limited period only and the trial period has been started previously.

Response

None.

AMQ7130

This copy of WebSphere MQ is running in Production mode.

Severity

0 : Information

Explanation

A Production license has been installed for this copy of WebSphere MQ A beta or trial period cannot be started.

Response

None.

AMQ7131

International License Agreement for Evaluation of Programs

Part 1 - General Terms

PLEASE READ THIS AGREEMENT CAREFULLY BEFORE USING THE PROGRAM. IBM WILL LICENSE THE PROGRAM TO YOU ONLY IF YOU FIRST ACCEPT THE TERMS OF THIS AGREEMENT. BY USING THE PROGRAM YOU AGREE TO THESE TERMS. IF YOU DO NOT AGREE TO THE TERMS OF THIS AGREEMENT, PROMPTLY RETURN THE UNUSED PROGRAM TO IBM.

Severity

0 : Information

Explanation

This is part of the Trial Period License Agreement which must be accepted before a trial period can be started. A trial period allows a copy of WebSphere MQ to be used for a limited period only.

Response

None.

AMQ7132

The Program is owned by International Business Machines Corporation or one of its subsidiaries (IBM) or an IBM supplier, and is copyrighted and licensed, not sold.

The term "Program" means the original program and all whole or partial copies of it. A Program consists of machine-readable instructions, its components, data, audio-visual content (such as images, text, recordings, or pictures), and related licensed materials.

Severity

0 : Information

Explanation

This is part of the Trial Period License Agreement which must be accepted before a trial period can be started. A trial period allows a copy of WebSphere MQ to be used for a limited period only.

Response

None.

AMQ7133

This Agreement includes Part 1 - General Terms and Part 2 - Country Unique Terms and is the complete agreement regarding the use of this Program, and replaces any prior oral or written communications between you and IBM. The terms of Part 2 may replace or modify those of Part 1.

Severity

0 : Information

Explanation

This is part of the Trial Period License Agreement which must be accepted before a trial period can be started. A trial period allows a copy of WebSphere MQ to be used for a limited period only.

Response

None.

AMQ7134

1. License

Use of the Program

IBM grants you a nonexclusive, nontransferable license to use the Program.

You may 1) use the Program only for internal evaluation, testing or demonstration purposes, on a trial or "try-and-buy" basis and 2) make and install a reasonable number of copies of the Program in support of such use, unless IBM identifies a specific number of copies in the documentation accompanying the Program. The terms of this license apply to each copy you make. You will reproduce the copyright notice and any other legends of ownership on each copy, or partial copy, of the Program.

Severity

0 : Information

Explanation

This is part of the Trial Period License Agreement which must be accepted before a trial period can be started. A trial period allows a copy of WebSphere MQ to be used for a limited period only.

Response

None.

AMQ7135

THE PROGRAM MAY CONTAIN A DISABLING DEVICE THAT WILL PREVENT IT FROM BEING USED UPON EXPIRATION OF THIS LICENSE. YOU WILL NOT TAMPER WITH THIS DISABLING DEVICE OR THE PROGRAM. YOU SHOULD TAKE PRECAUTIONS TO AVOID ANY LOSS OF DATA THAT MIGHT RESULT WHEN THE PROGRAM CAN NO LONGER BE USED.

Severity

0 : Information

Explanation

This is part of the Trial Period License Agreement which must be accepted before a trial period can be started. A trial period allows a copy of WebSphere MQ to be used for a limited period only.

Response

None.

AMQ7136

You will 1) maintain a record of all copies of the Program and 2) ensure that anyone who uses the Program does so only for your authorized use and in compliance with the terms of this Agreement.

You may not 1) use, copy, modify or distribute the Program except as provided in this Agreement; 2) reverse assemble, reverse compile, or otherwise translate the Program except as specifically permitted by law without the possibility of contractual waiver; or 3) sublicense, rent or lease the Program.

Severity

0 : Information

Explanation

This is part of the Trial Period License Agreement which must be accepted before a trial period can be started. A trial period allows a copy of WebSphere MQ to be used for a limited period only.

Response

None.

AMQ7137

This license begins with your first use of the Program and ends 1) as of the duration or date specified in the documentation accompanying the Program or 2) when the Program automatically disables itself. Unless IBM specifies in the documentation accompanying the Program that you may retain the Program (in which case, an additional charge may apply), you will destroy the Program and all copies made of it within ten days of when this license ends.

Severity

0 : Information

Explanation

This is part of the Trial Period License Agreement which must be accepted before a trial period can be started. A trial period allows a copy of WebSphere MQ to be used for a limited period only.

Response

None.

AMQ7138

2. No Warranty

SUBJECT TO ANY STATUTORY WARRANTIES WHICH CANNOT BE EXCLUDED, IBM MAKES NO WARRANTIES OR CONDITIONS EITHER EXPRESS OR IMPLIED, INCLUDING WITHOUT LIMITATION, THE WARRANTY OF NON-INFRINGEMENT AND THE IMPLIED WARRANTIES OF MERCHANTABILITY AND FITNESS FOR A PARTICULAR PURPOSE, REGARDING THE PROGRAM OR TECHNICAL SUPPORT, IF ANY. IBM MAKES NO WARRANTY REGARDING THE CAPABILITY OF THE PROGRAM TO CORRECTLY PROCESS, PROVIDE AND/OR RECEIVE DATE DATA WITHIN AND BETWEEN THE 20TH AND 21ST CENTURIES.

This exclusion also applies to any of IBM's subcontractors, suppliers or program developers (collectively called "Suppliers").

Manufacturers, suppliers, or publishers of non-IBM Programs may provide their own warranties.

Severity

0 : Information

Explanation

This is part of the Trial Period License Agreement which must be accepted before a trial period can be started. A trial period allows a copy of WebSphere MQ to be used for a limited period only.

Response

None.

AMQ7139

3. Limitation of Liability

NEITHER IBM NOR ITS SUPPLIERS ARE LIABLE FOR ANY DIRECT OR INDIRECT DAMAGES, INCLUDING WITHOUT LIMITATION, LOST PROFITS, LOST SAVINGS, OR ANY INCIDENTAL, SPECIAL, OR OTHER ECONOMIC CONSEQUENTIAL DAMAGES, EVEN IF IBM IS INFORMED OF THEIR POSSIBILITY. SOME JURISDICTIONS DO NOT ALLOW THE EXCLUSION OR LIMITATION OF INCIDENTAL OR CONSEQUENTIAL DAMAGES, SO THE ABOVE EXCLUSION OR LIMITATION MAY NOT APPLY TO YOU.

Severity

0 : Information

Explanation

This is part of the Trial Period License Agreement which must be accepted before a trial period can be started. A trial period allows a copy of WebSphere MQ to be used for a limited period only.

Response

None.

AMQ7140

4. General

Nothing in this Agreement affects any statutory rights of consumers that cannot be waived or limited by contract.

Severity

0 : Information

Explanation

This is part of the Trial Period License Agreement which must be accepted before a trial period can be started. A trial period allows a copy of WebSphere MQ to be used for a limited period only.

Response

None.

AMQ7141

IBM may terminate your license if you fail to comply with the terms of this Agreement. If IBM does so, you must immediately destroy the Program and all copies you made of it.

You may not export the Program.

Neither you nor IBM will bring a legal action under this Agreement more than two years after the cause of action arose unless otherwise provided by local law without the possibility of contractual waiver or limitation.

Neither you nor IBM is responsible for failure to fulfill any obligations due to causes beyond its control.

There is no additional charge for use of the Program for the duration of this license.

IBM does not provide program services or technical support, unless IBM specifies otherwise.

Severity

0 : Information

Explanation

This is part of the Trial Period License Agreement which must be accepted before a trial period can be started. A trial period allows a copy of WebSphere MQ to be used for a limited period only.

Response

None.

AMQ7142

Reply 'yes' to accept the Agreement. Reply 'no' if you do not agree to the terms of the Agreement. Reply 'no' and submit the command again, if you want to read the Agreement again.

Severity

0 : Information

Explanation

The Trial Period License Agreement has been displayed to the user and the user should now accept or reject the Agreement.

Response

Reply 'yes' or 'no' and press 'Enter'.

AMQ7143

Press Enter to continue

Severity

0 : Information

Explanation

Part of the Trial Period License Agreement has been displayed to the user. The user should press the Enter key to indicate that they are ready for the next part of the Agreement to be displayed.

Response

Press the Enter key when ready for the next part of the Agreement to be displayed.

AMQ7144

The laws of the country in which you acquire the Program govern this Agreement, except 1) in Australia, the laws of the State or Territory in which the transaction is performed govern this Agreement; 2) in Albania, Armenia, Belarus, Bosnia/Herzegovina, Bulgaria, Croatia, Czech Republic, Georgia, Hungary, Kazakhstan, Kirghizia, Former Yugoslav Republic of Macedonia (FYROM), Moldova, Poland, Romania, Russia, Slovak Republic, Slovenia, Ukraine, and Federal Republic of Yugoslavia, the laws of Austria govern this Agreement; 3) in the United Kingdom, all disputes relating to this Agreement will be governed by English law and will be submitted to

the exclusive jurisdiction of the English courts; 4) in Canada, the laws of the Province of Ontario govern this Agreement; and 5) in the United States and Puerto Rico, and People's Republic of China, the laws of the State of New York govern this Agreement.

Severity

0 : Information

Explanation

This is part of the Trial Period License Agreement which must be accepted before a trial period can be started. A trial period allows a copy of WebSphere MQ to be used for a limited period only.

Response

None.

AMQ7145

Part 2 - Country Unique Terms

AUSTRALIA:

No Warranty (Section 2):

The following paragraph is added to this Section:

Although IBM specifies that there are no warranties, you may have certain rights under the Trade Practices Act 1974 or other legislation and are only limited to the extent permitted by the applicable legislation.

Limitation of Liability (Section 3):

The following paragraph is added to this Section:

Severity

0 : Information

Explanation

This is part of the Trial Period License Agreement which must be accepted before a trial period can be started. A trial period allows a copy of WebSphere MQ to be used for a limited period only.

Response

None.

AMQ7146

Where IBM is in breach of a condition or warranty implied by the Trade Practices Act 1974, IBM's liability is limited to the repair or replacement of the goods, or the supply of equivalent goods. Where that condition or warranty relates to right to sell, quiet possession or clear title, or the goods are of a kind ordinarily acquired for personal, domestic or household use or consumption, then none of the limitations in this paragraph apply.

Severity

0 : Information

Explanation

This is part of the Trial Period License Agreement which must be accepted before a trial period can be started. A trial period allows a copy of WebSphere MQ to be used for a limited period only.

Response

None.

AMQ7147

NEW ZEALAND:

No Warranty (Section 2):

The following paragraph is added to this Section:

Although IBM specifies that there are no warranties, you may have certain rights under the Consumer Guarantees Act 1993 or other legislation which cannot be excluded or limited. The Consumer Guarantees Act 1993 will not apply in respect of any goods or services which IBM provides, if you require the goods and services for the purposes of a business as defined in the Act.

Severity

0 : Information

Explanation

This is part of the Trial Period License Agreement which must be accepted before a trial period can be started. A trial period allows a copy of WebSphere MQ to be used for a limited period only.

Response

None.

AMQ7148

Limitation of Liability (Section 3):

The following paragraph is added to this Section:

Where products or services are not acquired for the purposes of a business as defined in the Consumer Guarantees Act 1993, the limitations in this Section are subject to the limitations in that Act.

Severity

0 : Information

Explanation

This is part of the Trial Period License Agreement which must be accepted before a trial period can be started. A trial period allows a copy of WebSphere MQ to be used for a limited period only.

Response

None.

AMQ7149

GERMANY: No Warranty (Section 2):

The following paragraphs are added to this Section:

The minimum warranty period for Programs is six months.

In case a Program is delivered without specifications, we will only warrant that the Program information correctly describes the Program and that the Program can be used according to the Program information. You have to check the usability according to the Program information within the "money-back guaranty" period.

Limitation of Liability (Section 3):

The following paragraph is added to this Section:

The limitations and exclusions specified in the Agreement will not apply to damages caused by IBM with fraud or gross negligence, and for express warranty.

Severity

0 : Information

Explanation

This is part of the Trial Period License Agreement which must be accepted before a trial period can be started. A trial period allows a copy of WebSphere MQ to be used for a limited period only.

Response

None.

AMQ7150

INDIA:

General (Section 4):

The following replaces the fourth paragraph of this Section:

If no suit or other legal action is brought, within two years after the cause of action arose, in respect of any claim that either party may have against the other, the rights of the concerned party in respect of such claim will be forfeited and the other party will stand released from its obligations in respect of such claim.

Severity

0 : Information

Explanation

This is part of the Trial Period License Agreement which must be accepted before a trial period can be started. A trial period allows a copy of WebSphere MQ to be used for a limited period only.

Response

None.

AMQ7151

IRELAND:

No Warranty (Section 2):

The following paragraph is added to this Section:

Except as expressly provided in these terms and conditions, all statutory conditions, including all warranties implied, but without prejudice to the generality of the foregoing all warranties implied by the Sale of Goods Act 1893 or the Sale of Goods and Supply of Services Act 1980 are hereby excluded.

ITALY:

Limitation of Liability (Section 3):

This section is replaced by the following:

Unless otherwise provided by mandatory law, IBM is not liable for any damages which might arise.

Severity

0 : Information

Explanation

This is part of the Trial Period License Agreement which must be accepted before a trial period can be started. A trial period allows a copy of WebSphere MQ to be used for a limited period only.

Response

None.

AMQ7152

UNITED KINGDOM:

Limitation of Liability (Section 3):

The following paragraph is added to this Section at the end of the first paragraph:

The limitation of liability will not apply to any breach of IBM's obligations implied by Section 12 of the Sales of Goods Act 1979 or Section 2 of the Supply of Goods and Services Act 1982.

Severity

0 : Information

Explanation

This is part of the Trial Period License Agreement which must be accepted before a trial period can be started. A trial period allows a copy of WebSphere MQ to be used for a limited period only.

Response

None.

AMQ7153

A license could not be installed for this copy of WebSphere MQ

Severity

20 : Error

Explanation

A Production, Beta or Trial Period license could not be installed for this copy of WebSphere MQ This is because

the 'nodelock' file in the 'qmgrs/@SYSTEM' directory could not be created or updated.

Response

Check the ownership and permissions of the 'qmgrs/@SYSTEM' directory.

AMQ7154

The Production license for this copy of WebSphere MQ has expired.

Severity

20 : Error

Explanation

The production license for this copy of WebSphere MQ has an expiry date. This date has been passed.

Response

Contact your IBM support center.

AMQ7155

License file not found or not valid.

Severity

20 : Error

Explanation

The program requires that the License file is present, available and is a valid license file.

Response

Check that the installation steps described in the Quick Beginnings book have been followed, and if the problem persists use either the [WebSphere MQ Support site](http://www.ibm.com/software/support/isa/), or the IBM support assistant at <http://www.ibm.com/software/support/isa/>, to see whether a solution is already available. If you are unable to find a match, contact your IBM support center.

AMQ7156

This copy of WebSphere MQ is already running in Production mode.

Severity

0 : Information

Explanation

A Production license has previously been installed for this copy of WebSphere MQ

Response

None.

AMQ7157

The Production license is not valid for this copy of WebSphere MQ

Severity

20 : Error

Explanation

The license `<insert_3>` has been installed but it is not a valid production license for this copy of WebSphere MQ

Response

Submit the SETMQPRD command again specifying the name of a valid production license.

AMQ7158

The Trial Period license is not valid for this copy of WebSphere MQ

Severity

20 : Error

Explanation

The license `<insert_3>` has been installed but it is not a valid trial period license for this copy of WebSphere MQ

Response

Check that the correct version of the file is available.

AMQ7159

A FASTPATH application has ended unexpectedly.

Severity

10 : Warning

Explanation

A FASTPATH application has ended in a way which did not allow the queue manager to clean up the resources owned by that application. Any resources held by the application can only be released by stopping and restarting the queue manager.

Response

Investigate why the application ended unexpectedly. Avoid ending FASTPATH applications in a way which prevents WebSphere MQ from releasing resources held by the application.

AMQ7160

Queue Manager Object

Severity

0 : Information

AMQ7161

Object Catalogue

Severity

0 : Information

AMQ7162

The setmqaut command completed successfully.

Severity

0 : Information

AMQ7163 (i5/OS)

WebSphere MQ job <insert_2> started for <insert_3>.

Severity

0 : Information

Explanation

The job's PID is <insert_2> the CCSID is <insert_1>. The job name is <insert_4>.

Response

None

AMQ7164 (i5/OS)

WebSphere MQ is waiting for a job to start.

Severity

0 : Information

Explanation

WebSphere MQ has been waiting <insert_1> seconds to start job <insert_3> for Queue Manager: <insert_5>

Response

Check that the job queue that is associated with job description <insert_4> is not held and that the appropriate maximum active jobs value in the job queue entry is sufficient to allow the job to start. Check that the subsystem that is associated with the job queue is active and has a sufficient value specified for the maximum number of jobs that can be active at the same time.

AMQ7165

The Beta license for this copy of WebSphere MQ has expired.

Severity

20 : Error

Explanation

This copy of WebSphere MQ was licensed to be used for Beta testing for a limited period only. This period has expired.

Response

Install a Production license for this copy of WebSphere MQ

AMQ7166

The Beta period for this copy of WebSphere MQ has now expired.

Severity

20 : Error

Explanation

This copy of WebSphere MQ was licensed for a limited period only. This period has now expired.

Response

Install a Production license for this copy of WebSphere MQ

AMQ7167

The 'Early Release of Programs License Agreement' was not accepted.

Severity

10 : Warning

Explanation

When the IBM International License Agreement for Early Release of Programs is displayed, the user must accept it before this copy of WebSphere MQ can be used.

Response

Submit the command again and accept the agreement.

AMQ7168

There is one day left in the Beta test period for this copy of WebSphere MQ

Severity

0 : Information

Explanation

This copy of WebSphere MQ is licensed for a limited period only.

Response

None.

AMQ7169

This is the final day of the Beta test period for this copy of WebSphere MQ

Severity

10 : Warning

Explanation

This copy of WebSphere MQ is licensed for a limited period only.

Response

Install a Production license for this copy of WebSphere MQ

AMQ7170 (i5/OS)

Option is not valid for this transaction.

Severity

20 : Error

Explanation

The Resolve option is not valid for external transactions. The Commit and Backout options are not valid for internal transactions or heuristically completed transactions. The Forget option is only valid for heuristically completed transactions.

Response

Select a different option for this transaction.

AMQ7171

IBM International License Agreement for Early Release of Programs

Part 1 - General Terms

PLEASE READ THIS AGREEMENT CAREFULLY BEFORE USING THE PROGRAM. IBM WILL LICENSE THE PROGRAM TO YOU ONLY IF YOU FIRST ACCEPT THE TERMS OF THIS AGREEMENT. BY USING THE PROGRAM YOU AGREE TO THESE TERMS. IF YOU DO NOT AGREE TO THE TERMS OF THIS AGREEMENT, PROMPTLY RETURN THE UNUSED PROGRAM TO IBM.

Severity

0 : Information

Explanation

This is part of the Early Release of Programs License Agreement which must be accepted before a Beta test period can be started. A Beta test version allows a copy of WebSphere MQ to be used for a limited period only.

Response

None.

AMQ7172

The Program is owned by International Business Machines Corporation or one of its subsidiaries (IBM) or an IBM supplier, and is copyrighted and licensed, not sold.

The term "Program" means the original program and all whole or partial copies of it. A Program consists of machine-readable instructions, its components, data, audio-visual content (such as images, text, recordings, or pictures), and related licensed materials.

Severity

0 : Information

Explanation

This is part of the Early Release of Programs License Agreement which must be accepted before a Beta test period can be started. A Beta test version allows a copy of WebSphere MQ to be used for a limited period only.

Response

None.

AMQ7173

The term "Early Release" means that the Program is not formally released or generally available. The term does not imply that the Program will be formally released or made generally available. IBM does not guarantee that a Program formally released or made generally available will be similar to, or compatible with, Early Release versions.

THIS AGREEMENT INCLUDES PART 1 - GENERAL TERMS AND PART 2 - COUNTRY-UNIQUE TERMS AND IS THE COMPLETE AGREEMENT REGARDING THE USE OF THIS PROGRAM, AND REPLACES ANY PRIOR ORAL OR WRITTEN COMMUNICATIONS BETWEEN YOU AND IBM. THE TERMS OF PART 2 MAY REPLACE OR MODIFY THOSE OF PART 1.

Severity

0 : Information

Explanation

This is part of the Early Release of Programs License Agreement which must be accepted before a Beta test period can be started. A Beta test version allows a copy of WebSphere MQ to be used for a limited period only.

Response

None.

AMQ7174

1. License

Use of the Program

IBM grants you a nonexclusive, nontransferable license to use the Program.

You may

- 1) use the Program only for internal evaluation or testing purposes and
- 2) make and install a reasonable number of copies of the Program in support of such use, unless IBM identifies a

specific number of copies in the documentation accompanying the Program. The terms of this license apply to each copy you make. You will reproduce the copyright notice and any other legends of ownership on each copy, or partial copy, of the Program.

Severity

0 : Information

Explanation

This is part of the Early Release of Programs License Agreement which must be accepted before a Beta test period can be started. A Beta test version allows a copy of WebSphere MQ to be used for a limited period only.

Response

None.

AMQ7175

THE PROGRAM MAY CONTAIN A DISABLING DEVICE THAT WILL PREVENT IT FROM BEING USED UPON EXPIRATION OF THIS LICENSE. YOU WILL NOT TAMPER WITH THIS DISABLING DEVICE OR THE PROGRAM. YOU SHOULD TAKE PRECAUTIONS TO AVOID ANY LOSS OF DATA THAT MIGHT RESULT WHEN THE PROGRAM CAN NO LONGER BE USED.

You will

- 1) maintain a record of all copies of the Program and
- 2) ensure that anyone who uses the Program does so only for your authorized use and in compliance with the terms of this Agreement.

Severity

0 : Information

Explanation

This is part of the Early Release of Programs License Agreement which must be accepted before a Beta test period can be started. A Beta test version allows a copy of WebSphere MQ to be used for a limited period only.

Response

None.

AMQ7176

You may not

- 1) use, copy, modify, or distribute the Program except as provided in this Agreement;
- 2) reverse assemble, reverse compile, or otherwise translate the Program except as specifically permitted by law without the possibility of contractual waiver; or
- 3) sublicense, rent, or lease the Program.

Severity

0 : Information

Explanation

This is part of the Early Release of Programs License Agreement which must be accepted before a Beta test period can be started. A Beta test version allows a copy of WebSphere MQ to be used for a limited period only.

Response

None.

AMQ7177

This license begins with your first use of the Program and ends

- 1) as of the duration or date specified in the documentation accompanying the Program,
- 2) when the Program automatically disables itself, or
- 3) when IBM makes the Program generally available. Unless IBM specifies in the documentation accompanying the the Program that you may retain the Program (in which case, an additional charge may apply), you will destroy the Program and all copies made of it within ten days of when this license ends.

Severity

0 : Information

Explanation

This is part of the Early Release of Programs License Agreement which must be accepted before a Beta test period can be started. A Beta test version allows a copy of WebSphere MQ to be used for a limited period only.

Response

None.

AMQ7178

2.No Warranty

SUBJECT TO ANY STATUTORY WARRANTIES WHICH CANNOT BE EXCLUDED, IBM MAKES NO WARRANTIES OR CONDITIONS EITHER EXPRESS OR IMPLIED, INCLUDING WITHOUT LIMITATION, THE WARRANTY OF NON-INFRINGEMENT AND THE IMPLIED WARRANTIES OF MERCHANTABILITY AND FITNESS FOR A PARTICULAR PURPOSE, REGARDING THE PROGRAM OR TECHNICAL SUPPORT, IF ANY.. IBM MAKES NO WARRANTY REGARDING THE CAPABILITY OF THE PROGRAM TO CORRECTLY PROCESS, PROVIDE AND/OR RECEIVE DATE DATA WITHIN AND BETWEEN THE 20TH AND 21ST CENTURIES.

This exclusion also applies to any of IBM's subcontractors, suppliers or program developers (collectively called "Suppliers").

Manufacturers, suppliers, or publishers of non-IBM Programs may provide their own warranties.

Severity

0 : Information

Explanation

This is part of the Early Release of Programs License Agreement which must be accepted before a Beta test period can be started. A Beta test version allows a copy of WebSphere MQ to be used for a limited period only.

Response

None.

AMQ7179

3.Limitation of Liability

NEITHER IBM NOR ITS SUPPLIERS ARE LIABLE FOR ANY DIRECT OR INDIRECT DAMAGES, INCLUDING WITHOUT LIMITATION, LOST PROFITS, LOST SAVINGS, OR ANY INCIDENTAL, SPECIAL, OR OTHER ECONOMIC CONSEQUENTIAL DAMAGES, EVEN IF IBM IS INFORMED OF THEIR POSSIBILITY. SOME JURISDICTIONS DO NOT ALLOW THE EXCLUSION OR LIMITATION OF INCIDENTAL OR CONSEQUENTIAL DAMAGES, SO THE ABOVE EXCLUSION OR LIMITATION MAY NOT APPLY TO YOU.

4.Rights In Data

You hereby assign to IBM all right, title, and interest (including ownership of copyright) in any data, suggestions, and written materials related to your use of the Program you provide to IBM. If IBM requires it, you will sign an appropriate document to assign such rights.

Severity

0 : Information

Explanation

This is part of the Early Release of Programs License Agreement which must be accepted before a Beta test period can be started. A Beta test version allows a copy of WebSphere MQ to be used for a limited period only.

Response

None.

AMQ7180

5.General

Nothing in this Agreement affects any statutory rights of consumers that cannot be waived or limited by contract.

IBM may terminate your license if you fail to comply with the terms of this Agreement. If IBM does so, you must

immediately destroy the Program and all copies you made of it.

You may not export the Program.

Severity

0 : Information

Explanation

This is part of the Early Release of Programs License Agreement which must be accepted before a Beta test period can be started. A Beta test version allows a copy of WebSphere MQ to be used for a limited period only.

Response

None.

AMQ7181

Neither you nor IBM will bring a legal action under this Agreement more than two years after the cause of action arose unless otherwise provided by local law without the possibility of contractual waiver or limitation.

Neither you nor IBM is responsible for failure to fulfill any obligations due to causes beyond its control.

There is no additional charge for use of the Program for the duration of this license.

Neither of us will charge the other for rights in data or any work performed as a result of this Agreement.

IBM does not provide program services or technical support, unless IBM specifies otherwise.

Severity

0 : Information

Explanation

This is part of the Early Release of Programs License Agreement which must be accepted before a Beta test period can be started. A Beta test version allows a copy of WebSphere MQ to be used for a limited period only.

Response

None.

AMQ7182

The laws of the country in which you acquire the Program govern this Agreement, except

1) in Australia, the laws of the State or Territory in which the transaction is performed govern this Agreement;

2) in Albania, Armenia, Belarus, Bosnia/Herzegovina, Bulgaria, Croatia, Czech Republic, Georgia, Hungary, Kazakhstan, Kirghizia, Former Yugoslav Republic of Macedonia (FYROM), Moldova, Poland, Romania, Russia, Slovak Republic, Slovenia, Ukraine, and Federal Republic of Yugoslavia, the laws of Austria govern this Agreement;

3) in the United Kingdom, all disputes relating to this Agreement will be governed by English Law and will be submitted to the exclusive jurisdiction of the English courts;

4) in Canada, the laws of the Province of Ontario govern this Agreement; and

5) in the United States and Puerto Rico, and People's Republic of China, the laws of the State of New York govern this Agreement.

Severity

0 : Information

Explanation

This is part of the Early Release of Programs License Agreement which must be accepted before a Beta test period can be started. A Beta test version allows a copy of WebSphere MQ to be used for a limited period only.

Response

None.

AMQ7183

Part 2 - Country-unique Terms

AUSTRALIA: No Warranty (Section 2): The following paragraph is added to this Section: Although IBM specifies that there are no warranties, you may have certain rights under the Trade Practices Act 1974 or other legislation and are only limited to the extent permitted by the applicable legislation.

Limitation of Liability (Section 3): The following paragraph is added to this Section: Where IBM is in breach of a condition or warranty implied by the Trade Practices Act 1974, IBM's liability is limited to the repair or replacement of the goods, or the supply of equivalent goods. Where that condition or warranty relates to right to sell, quiet possession or clear title, or the goods are of a kind ordinarily acquired for personal, domestic or household use or consumption, then none of the limitations in this paragraph apply.

Severity

0 : Information

Explanation

This is part of the Early Release of Programs License Agreement which must be accepted before a Beta test period can be started. A Beta test version allows a copy of WebSphere MQ to be used for a limited period only.

Response

None.

AMQ7184

GERMANY: No Warranty (Section 2): The following paragraphs are added to this Section: The minimum warranty period for Programs is six months. In case a Program is delivered without Specifications, IBM will only warrant that the Program information correctly describes the Program and that the Program can be used according to the Program information. You have to check the usability according to the Program information within the "money-back guaranty" period.

Limitation of Liability (Section 3): The following paragraph is added to this Section: The limitations and exclusions specified in the Agreement will not apply to damages caused by IBM with fraud or gross negligence, and for express warranty.

Severity

0 : Information

Explanation

This is part of the Early Release of Programs License Agreement which must be accepted before a Beta test period can be started. A Beta test version allows a copy of WebSphere MQ to be used for a limited period only.

Response

None.

AMQ7185

INDIA: General (Section 5): The following replaces the fourth paragraph of this Section: If no suit or other legal action is brought, within two years after the cause of action arose, in respect of any claim that either party may have against the other, the rights of the concerned party in respect of such claim will be forfeited and the other party will stand released from its obligations in respect of such claim.

Severity

0 : Information

Explanation

This is part of the Early Release of Programs License Agreement which must be accepted before a Beta test period can be started. A Beta test version allows a copy of WebSphere MQ to be used for a limited period only.

Response

None.

AMQ7186

IRELAND: No Warranty (Section 2): The following paragraph is added to this Section: Except as expressly provided in these terms and conditions, all statutory conditions, including all warranties implied, but without prejudice to the generality of the foregoing, all warranties implied by the Sale of Goods Act 1893 or the Sale of Goods and Supply of Services Act 1980 are hereby excluded.

Severity

0 : Information

Explanation

This is part of the Early Release of Programs License Agreement which must be accepted before a Beta test period can be started. A Beta test version allows a copy of WebSphere MQ to be used for a limited period only.

Response

None.

AMQ7187

ITALY: Limitation of Liability (Section 3): This Section is replaced by the following: Unless otherwise provided by mandatory law, IBM is not liable for any damages which might arise.

Severity

0 : Information

Explanation

This is part of the Early Release of Programs License Agreement which must be accepted before a Beta test period can be started. A Beta test version allows a copy of WebSphere MQ to be used for a limited period only.

Response

None.

AMQ7188

JAPAN: Rights In Data (Section 4): The following paragraph is added to this Section: You also agree to assign to IBM the rights regarding derivative works, as defined in Articles 27 and 28 of the Japanese Copyright Law. You also agree not to exercise your moral rights.

Severity

0 : Information

Explanation

This is part of the Early Release of Programs License Agreement which must be accepted before a Beta test period can be started. A Beta test version allows a copy of WebSphere MQ to be used for a limited period only.

Response

None.

AMQ7189

NEW ZEALAND: No Warranty (Section 2): The following paragraph is added to this Section: Although IBM specifies that there are no warranties, you may have certain rights under the Consumer Guarantees Act 1993 or other legislation which cannot be excluded or limited. The Consumer Guarantees Act 1993 will not apply in respect of any goods or services which IBM provides, if you require the goods and services for the purposes of a business as defined in that Act.

Limitation of Liability (Section 3): The following paragraph is added to this Section: Where Programs are not acquired for the purposes of a business as defined in the Consumer Guarantees Act 1993, the limitations in this Section are subject to the limitations in that Act.

Severity

0 : Information

Explanation

This is part of the Early Release of Programs License Agreement which must be accepted before a Beta test period can be started. A Beta test version allows a copy of WebSphere MQ to be used for a limited period only.

Response

None.

AMQ7190

UNITED KINGDOM: Limitation of Liability (Section 3): The following paragraph is added to this Section at the end of the first paragraph: The limitation of liability will not apply to any breach of IBM's obligations implied by Section 12 of the Sale of Goods Act 1979 or Section 2 of the Supply of Goods and Services Act 1982.

Severity

0 : Information

Explanation

This is part of the Early Release of Programs License Agreement (VZ125-5544-01 10/97 (MK002)) which must be accepted before a Beta test period can be started. A Beta test version allows a copy of WebSphere MQ to be

used for a limited period only.

Response

None.

AMQ7191

There are *<insert_1>* days left in the beta test period for this copy of WebSphere MQ

Severity

0 : Information

Explanation

This copy of WebSphere MQ is licensed for a limited period only.

Response

None.

AMQ7192

The Beta test period for this copy of WebSphere MQ has already been started.

Severity

0 : Information

Explanation

This copy of WebSphere MQ is licensed for a limited period only and the Beta test period has been started previously.

Response

None.

AMQ7193

Reply 'yes' to accept the Agreement. Reply 'no' if you do not agree to the terms of the Agreement. Reply 'no' and submit the command again, if you want to read the Agreement again.

Severity

0 : Information

Explanation

The IBM International License Agreement for Early Release of Programs has been displayed to the user and the user should now accept or reject the Agreement.

Response

Reply 'yes' or 'no' and press 'Enter'.

AMQ7194

Press Enter to continue

Severity

0 : Information

Explanation

Part of the IBM International License Agreement for Early Release of Programs has been displayed to the user. The user should press the Enter key to indicate that they are ready for the next part of the Agreement to be displayed.

Response

Press the Enter key when ready for the next part of the Agreement to be displayed.

AMQ7195

The Beta test license is not valid for this copy of WebSphere MQ

Severity

20 : Error

Explanation

The license *<insert_3>* has been installed but it is not a valid trial period license for this copy of WebSphere MQ

Response

Check that the correct version of the file is available.

AMQ7196

By installing this product, you accept the terms of the International Program License Agreement and the License Information supplied with the product.

Severity

0 : Information

Response

None.

AMQ7197

A production or trial license could not be installed for this copy of WebSphere MQ

Severity

20 : Error

Explanation

This copy of WebSphere MQ is a beta version and cannot be used with a production or trial license.

Response

Uninstall the beta version of WebSphere MQ and install the production or trial version.

AMQ7198

Insufficient license units.

Severity

10 : Warning

Explanation

The purchased processor allowance (<insert_1>) is less than the number of processors (<insert_2>) in this machine.

Response

Ensure sufficient license units have been purchased and use the MQ setmqcap command to set the purchased processor allowance for this installation. Refer to the Quick Beginnings book for more information.

AMQ7198 (i5/OS)

Insufficient license units.

Severity

10 : Warning

Explanation

The purchased processor allowance for this installation is zero.

Response

Ensure sufficient license units have been purchased and use the MQ CHGMQMCP command to set the purchased processor allowance for this installation. Refer to the Quick Beginnings book for more information.

AMQ7199

The purchased processor allowance is set to <insert_1>.

Severity

0 : Information

Explanation

The purchased processor allowance for this installation has been set to <insert_1> using the MQ setmqcap command.

Response

None.

AMQ7199 (i5/OS)

The purchased processor allowance is set to <insert_1>.

Severity

0 : Information

Explanation

The purchased processor allowance for this installation has been set to <insert_1> using the MQ CHGMQMCP

command.

Response

None.

AMQ7200

The purchased processor allowance is *<insert_1>*

Severity

0 : Information

Explanation

The purchased processor allowance is currently set to *<insert_1>*

Response

Ensure sufficient license units have been purchased and, if necessary, use the MQ setmqcap command to change the purchased processor allowance for this installation. Refer to the Quick Beginnings book for more information.

AMQ7200 (i5/OS)

The purchased processor allowance is *<insert_1>*

Severity

0 : Information

Explanation

The purchased processor allowance is currently set to *<insert_1>*

Response

Ensure sufficient license units have been purchased and, if necessary, use the MQ CHGMQMCP command to change the purchased processor allowance for this installation. Refer to the Quick Beginnings book for more information.

AMQ7201

The number of processors in this machine is *<insert_1>*

Severity

0 : Information

Explanation

The operating system reports that the number of processors in this machine is *<insert_1>*

Response

None.

AMQ7202

The number of license units is sufficient for all future possible upgrades to this machine.

Severity

0 : Information

Explanation

The purchased processor allowance for this installation has been set to -1, which allows any permitted processor configuration.

Response

None.

AMQ7203

Purchased processor allowance not set (use setmqcap).

Severity

10 : Warning

Explanation

The purchased processor allowance for this installation has not been set.

Response

Ensure sufficient license units have been purchased and use the MQ setmqcap command to set the purchased processor allowance for this installation. Refer to the Quick Beginnings book for more information.

AMQ7203 (i5/OS)

Purchased processor allowance not set (use CHGMQMCAP).

Severity

10 : Warning

Explanation

The purchased processor allowance for this installation has not been set.

Response

Ensure sufficient license units have been purchased and use the MQ CHGMQMCAP command to set the purchased processor allowance for this installation. Refer to the Quick Beginnings book for more information.

AMQ7206 (Windows)

Group name has been truncated.

Severity

40 : Stop Error

Explanation

WebSphere MQ only supports group names up to 12 characters long. The operating system is attempting to return a group longer than this.

Response

Reduce the group name to 12 characters or less.

AMQ7207 (Windows)

User ID longer than 12 characters.

Severity

40 : Stop Error

Explanation

WebSphere MQ only supports user names up to 12 characters long. This operation is being attempted from a user name longer than this.

Response

Reduce the user name to 12 characters or less.

AMQ7208

The queue manager failed to pass a PCF message to another queue manager.

Severity

10 : Warning

Explanation

The queue manager attempted to put a PCF message to <insert_3> to start the channel <insert_4> to cluster queue manager <insert_5>. The put failed with reason <insert_1>. When the queue manager resolves a cluster queue to a remote cluster queue manager, the message is put to the SYSTEM.CLUS.TRANSMIT.QUEUE. If the channel to the remote cluster queue manager is not running, the queue manager attempts to start the channel by sending a PCF message to <insert_3>.

Response

Resolve the problem with <insert_3> and if necessary start the channel manually.

AMQ7209

The queue manager attempted to open SYSTEM.CHANNEL.INITQ which failed with reason <insert_3>

Severity

10 : Warning

Explanation

When the queue manager resolves a cluster queue to a remote cluster queue manager, the message is put to the SYSTEM.CLUS.TRANSMIT.QUEUE. If the channel to the remote cluster queue manager is not running, the queue manager attempts to start the channel by sending a PCF message to the SYSTEM.CHANNEL.INITQ

Response

Resolve the problem with the SYSTEM.CHANNEL.INITQ and if necessary start the channels manually.

AMQ7210

The Cluster Workload exit module could not be loaded.

Severity

10 : Warning

Explanation

The Cluster Workload exit module *<insert_3>* could not be loaded for reason *<insert_4>*.

Response

Correct the problem with the Cluster Workload exit module *<insert_3>*

AMQ7211

The Queue Manager is still waiting for a reply from the Cluster Workload Exit server process.

Severity

10 : Warning

Explanation

The Queue Manager is configured to run the Cluster Workload Exit in SAFE mode. This means that the Cluster Workload Exit is run by a server process (amqzlw0). The Queue Manager has been waiting *<insert_1>* seconds for this server process to reply to a request to run the Cluster Workload Exit. It is possible that the exit is hung or is looping.

Response

End the Queue Manager, resolve the problem with the Cluster Workload Exit and restart the Queue Manager

AMQ7212

The address of the Cluster exit function could not be found.

Severity

10 : Warning

Explanation

The address of the Cluster exit function *<insert_4>* could not be found in module *<insert_3>* for reason *<insert_1>* *<insert_5>*.

Response

Correct the problem with the Cluster exit function *<insert_4>* in the module *<insert_3>*

AMQ7214

The module for API Exit *<insert_3>* could not be loaded.

Severity

40 : Stop Error

Explanation

The module *<insert_4>* for API Exit *<insert_3>* could not be loaded for reason *<insert_5>*.

Response

Correct the problem with the API Exit module *<insert_3>*.

AMQ7215

The API Exit *<insert_3>* function *<insert_4>* could not be found in the module *<insert_5>*.

Severity

40 : Stop Error

Explanation

The API Exit *<insert_3>* function *<insert_4>* could not be found in the module *<insert_5>*. The internal return code was *<insert_1>*.

Response

Correct the problem with the API Exit *<insert_3>*.

AMQ7215 (i5/OS)

Could not find a function in API Exit *<insert_3>*.

Severity

40 : Stop Error

Explanation

The API Exit *<insert_3>* function *<insert_4>* could not be found in the module *<insert_5>*. The internal return code was *<insert_1>*.

Response

Correct the problem with the API Exit *<insert_3>*.

AMQ7216

An API Exit initialization function returned an error.

Severity

10 : Warning

Explanation

The API Exit *<insert_3>* function *<insert_4>* in the module *<insert_5>* returned CompCode *<insert_1>* and ReasonCode *<insert_2>*.

Response

Correct the problem with the API Exit *<insert_3>*

AMQ7217

The response set by the exit is not valid.

Severity

10 : Warning

Explanation

The API Exit *<insert_3>* module *<insert_4>* function *<insert_5>* returned a response code *<insert_1>* that is not valid in the ExitResponse field of the API Exit parameters (MQAXP).

Response

Investigate why the API Exit *<insert_3>* set a response code that is not valid.

AMQ7219

profile: *<insert_3>*

Severity

0 : Information

AMQ7220

object type: *<insert_3>*

Severity

0 : Information

AMQ7221

entity: *<insert_3>*

Severity

0 : Information

AMQ7222

entity type: *<insert_3>*

Severity

0 : Information

AMQ7223

authority: *<insert_3>*

Severity

0 : Information

AMQ7224

profile: *<insert_3>*, object type: *<insert_4>*

Severity

0 : Information

AMQ7225

No matching authority records.

Severity

0 : Information

Explanation

No authority records match the specified parameters.

AMQ7226

The profile name is invalid.

Severity

20 : Error

Explanation

The profile name contains invalid characters, contains an invalid wildcard specification, or is of invalid length.

Response

Correct the profile name and submit it again.

AMQ7227

WebSphere MQ encountered the following network error: <insert_3>

Severity

10 : Warning

Explanation

MQ failed to successfully complete a network operation due to the specified error. If the error is encountered on systems that are part of a Windows 2000 domain it can indicate incorrect DNS or WINS configuration.

Response

Ensure that your network is functioning correctly. On the Windows platform check DNS and/or WINS settings to ensure that domain controllers, used for authentication or authorisation functions, are accessible.

AMQ7228 (i5/OS)

Display MQ Authority Records for <insert_3>

Severity

0 : Information

AMQ7229

<insert_1> log records accessed on queue manager <insert_3> during the log replay phase.

Severity

0 : Information

Explanation

<insert_1> log records have been accessed so far on queue manager <insert_3> during the log replay phase in order to bring the queue manager back to a previously known state.

Response

None.

AMQ7230

Log replay for queue manager <insert_3> complete.

Severity

0 : Information

Explanation

The log replay phase of the queue manager restart process has been completed for queue manager <insert_3>.

Response

None.

AMQ7231

<insert_1> log records accessed on queue manager <insert_3> during the recovery phase.

Severity

0 : Information

Explanation

<insert_1> log records have been accessed so far on queue manager <insert_3> during the recovery phase of the transactions manager state.

Response

None.

AMQ7232

Transaction manager state recovered for queue manager <insert_3>.

Severity

0 : Information

Explanation

The state of transactions at the time the queue manager ended has been recovered for queue manager <insert_3>.

Response

None.

AMQ7233

<insert_1> out of <insert_2> in-flight transactions resolved for queue manager <insert_3>.

Severity

0 : Information

Explanation

<insert_1> transactions out of <insert_2> in-flight at the time queue manager <insert_3> ended have been resolved.

Response

None.

AMQ7234

<insert_1> messages from queue <insert_4> loaded on queue manager <insert_3>.

Severity

0 : Information

Explanation

<insert_1> messages from queue <insert_4> have been loaded on queue manager <insert_3>.

Response

None.

AMQ7235 (i5/OS)

Queue manager library <insert_3> already exists.

Severity

40 : Stop Error

Explanation

The library <insert_3> already exists.

Response

Specify a library which does not already exist.

AMQ7236

WebSphere MQ queue manager <insert_3> activated.

Severity

0 : Information

Explanation

WebSphere MQ queue manager <insert_3> has been activated.

Response

None.

AMQ7237

WebSphere MQ queue manager *<insert_3>* is not a backup queue manager.

Severity

10 : Warning

Explanation

WebSphere MQ queue manager *<insert_3>* is not a backup queue manager and so cannot be activated. A possible reason might be that the queue manager is configured for circular logging.

Response

Re-try the command without the '-a' option.

AMQ7238

WebSphere MQ queue manager *<insert_3>* replay completed.

Severity

0 : Information

Explanation

WebSphere MQ queue manager *<insert_3>* replay has completed.

Response

None.

AMQ7249

WebSphere MQ queue manager *<insert_3>* cannot be started for replay.

Severity

20 : Error

Explanation

WebSphere MQ queue manager *<insert_3>* cannot be started for replay. A possible reason might be that the queue manager is configured for circular logging.

Response

Re-try the command without the '-r' option.

AMQ7250

WebSphere MQ queue manager *<insert_3>* has not been activated.

Severity

20 : Error

Explanation

WebSphere MQ queue manager *<insert_3>* cannot be started because it has previously been started for replay but has not been activated.

Response

Activate the queue manager and try starting the queue manager again.

AMQ7253

The command *<insert_3>* requires one of the following arguments: *<insert_4>*.

Severity

20 : Error

Explanation

The command *<insert_3>* required at least one of the following arguments, none of which you supplied: *<insert_4>*.

Response

Check the WebSphere MQ System Administration documentation for details on the usage of the command, correct the command and then retry.

AMQ7254

Incompatible WebSphere MQ queue manager *<insert_3>* has not been allowed to start.

Severity

20 : Error

Explanation

An attempt to start a *<insert_1>*-bit queue manager was made, this was not allowed as previously this was a *<insert_2>*-bit queue manager. Migration between the previous *<insert_2>*-bit version to current *<insert_1>*-bit version is not possible and would result in an unrecoverable corrupted queue manager.

Response

Either delete this queue manager or uninstall the current *<insert_1>*-bit version and reinstall the previous *<insert_2>*-bit version.

AMQ7255

Arguments supplied to a command are incompatible.

Severity

20 : Error

Explanation

You supplied arguments to a command that it could not interpret. It is probable that you specified one or more flags that may not be used at the same time.

Response

Correct the command and submit it again. Additional information on the arguments causing the error may be found in the error logs for the queue manager referenced in the command.

AMQ7257 (Windows)

The MQ service must be running to perform the requested operation.

Severity

40 : Stop Error

Explanation

The command *<insert_3>* was issued for which the MQ service, amqsvc.exe, and process amqmsrvn.exe, which it launches, must be running.

Response

Ensure that the MQ service is running. Two ways to start the service are:

From an administrative command prompt, issue the command (including quotes)

```
net start "IBM MQSeries"
```

From the Computer Management console, select and start the IBM MQSeries service from the list of services shown.

AMQ7258

WebSphere MQ queue manager *<insert_3>* running as a standby.

Severity

0 : Information

Explanation

Queue manager *<insert_3>* is running as a standby instance, ready to become the primary instance if the existing primary instance fails.

Response

None.

AMQ7259

WebSphere MQ queue manager *<insert_3>* could not obtain data lock.

Severity

20 : Error

Explanation

Queue manager *<insert_3>* could not be started because it could not obtain a lock on its data in the file-system. The most likely cause is that the queue manager is running on another computer.

Response

None.

AMQ7260

WebSphere MQ queue manager *<insert_3>* is not permitted to become a standby.

Severity

0 : Information

Explanation

WebSphere MQ queue manager *<insert_3>* could not obtain a lock on its data in the file-system. It was not permitted to become a standby instance waiting to obtain the lock.

Response

None.

AMQ7261

The heuristically completed transaction has been forgotten.

Severity

0 : Information

Explanation

The heuristically completed transaction has now been forgotten by the queue manager.

Response

None.

AMQ7262

<insert_1> heuristically completed transactions for queue manager *<insert_3>*.

Severity

0 : Information

Explanation

There are *<insert_1>* heuristically completed transactions for queue manager *<insert_3>*. These transactions will remain heuristically completed until the queue manager is instructed to forget them by the transaction manager or the system administrator.

Response

None.

AMQ7263

Directory is not located on a local filesystem (*<insert_5>*).

Severity

10 : Warning

Explanation

Directory *<insert_4>* appears to be located on a *<insert_5>* filesystem. Although WebSphere MQ allows you to create this directory on a non-local filesystem it is not recommended. Please refer to the System Administration Guide for further information on configuring WebSphere MQ to use shared networked filesystems.

Response

None.

AMQ7264

IPC directory path is too long.

Severity

40 : Stop Error

Explanation

IPC directory *<insert_3>* is too long for this environment. The length of the IPC directory path is *<insert_1>* characters, however the maximum length allowable is only *<insert_2>* characters.

Response

The length of the IPC directory path can be reduced by specifying a shorter IPC directory prefix when creating the queue manager, or, by shortening the queue manager name.

AMQ7276

WebSphere MQ queue manager cannot switch over.

Severity

20: Error

Explanation

You cannot switch over the queue manager. This might be because the queue manager does not have a standby instance or the queue manager is ending.

Response

None

AMQ7305

Trigger message could not be put on an initiation queue.

Severity

10 : Warning

Explanation

The attempt to put a trigger message on queue <insert_4> on queue manager <insert_5> failed with reason code <insert_1>. The message will be put on the dead-letter queue.

Response

Ensure that the initiation queue is available, and operational.

AMQ7306

The dead-letter queue must be a local queue.

Severity

10 : Warning

Explanation

An undelivered message has not been put on the dead-letter queue <insert_4> on queue manager <insert_5>, because the queue is not a local queue. The message will be discarded.

Response

Inform your system administrator.

AMQ7307

A message could not be put on the dead-letter queue.

Severity

10 : Warning

Explanation

The attempt to put a message on the dead-letter queue <insert_4> on queue manager <insert_5> failed with reason code <insert_1>. The message will be discarded.

Response

Ensure that the dead-letter queue is available and operational.

AMQ7308

Trigger condition <insert_1> was not satisfied.

Severity

0 : Information

Explanation

At least one of the conditions required for generating a trigger message was not satisfied, so a trigger message was not generated. If you were expecting a trigger message, consult the WebSphere MQ Application Programming Guide for a list of the conditions required. (Note that arranging for condition <insert_1> to be satisfied might not be sufficient because the conditions are checked in an arbitrary order, and checking stops when the first unsatisfied condition is discovered.)

Response

If a trigger message is required, ensure that all the conditions for generating one are satisfied.

AMQ7310

Report message could not be put on a reply-to queue.

Severity

10 : Warning

Explanation

The attempt to put a report message on queue *<insert_4>* on queue manager *<insert_5>* failed with reason code *<insert_1>*. The message will be put on the dead-letter queue.

Response

Ensure that the reply-to queue is available and operational.

AMQ7315

Failed to put message to accounting queue. Reason(*<insert_1>*)

Severity

20 : Error

Explanation

The attempt to put a message containing accounting data to the queue *<insert_3>* failed with reason code *<insert_1>*. The message data has been discarded.

This error message will be written only once for attempts to put a message to the queue as part of the same operation which fail for the same reason.

Response

Ensure that the queue *<insert_3>* is available and operational.

AMQ7316

Failed to put message to statistics queue. Reason(*<insert_1>*)

Severity

20 : Error

Explanation

The attempt to put a message containing statistics data to the queue *<insert_3>* failed with reason code *<insert_1>*. The message data has been discarded.

This error message will be written only once for attempts to put a message to the queue as part of the same operation which fail for the same reason.

Response

Ensure that the queue *<insert_3>* is available and operational.

AMQ7320

Failed to access the retained publication queue. Reason(*<insert_1>*)

Severity

20 : Error

Explanation

An attempt to access messages on the system retained publication queue (*<insert_3>*) failed with reason code *<insert_4>* (*<insert_1>*).

Response

Ensure that the queue *<insert_3>* is available and operational.

AMQ7327

Failed to open topic object *<insert_3>* (referenced by *<insert_4>*)

Severity

20 : Error

Explanation

Each entry in *<insert_4>* must have an existing topic object which has been created before the entry is added to the namelist.

The topic object *<insert_3>* doesn't exist and must be created before that stream/subpoint can be used.

Response

Ensure that the topic object *<insert_3>* is available. And then remove/re-add the entry to the *<insert_4>* namelist to notify the queue manager to look for the topic object again.

AMQ7432 (i5/OS)

WebSphere MQ journal entry not available for replay.

Severity

40 : Stop Error

Explanation

A journal replay operation was attempted, but the operation required journal entries from journal receivers that are not currently present on the system.

Response

Restore the required journal receivers from backup. Then try the operation again.

AMQ7433 (i5/OS)

An Error occurred while performing a journal replay.

Severity

40 : Stop Error

Explanation

WebSphere MQ encountered a problem reading one or more journal entries while performing a journal replay operation.

Response

If you have previously created a journal receiver for a queue manager or are performing a cold restart of a queue manager, delete the QMQMCHKPT file from the queue manager subdirectory in /QIBM/UserData/mqm/qmgrs/ and attempt to restart the queue manager. If the problem persists, use the standard facilities supplied with your system to record the problem identifier, and to save the generated output files. Use either the [WebSphere MQ Support site](http://www.ibm.com/software/support/isa/), or the IBM support assistant at <http://www.ibm.com/software/support/isa/>, to see whether a solution is already available. If you are unable to find a match, contact your IBM support center. Do not discard these files until the problem has been resolved.

AMQ7434 (i5/OS)

The MQ commitment control exit program was called incorrectly. Code <insert_1>.

Severity

40 : Stop Error

Explanation

The WebSphere MQ commitment control exit program was called with incorrect parameters.

Response

If the program was called by OS/400 as part of a commit or rollback, save the job log, and use either the [WebSphere MQ Support site](http://www.ibm.com/software/support/isa/), or the IBM support assistant at <http://www.ibm.com/software/support/isa/>, to see whether a solution is already available. If you are unable to find a match, contact your IBM support center.

AMQ7435 (i5/OS)

The MQ commitment control exit program failed. Code <insert_1>.

Severity

40 : Stop Error

Explanation

The WebSphere MQ commitment control exit program failed due to an unexpected error.

Response

Save any generated output files and use either the [WebSphere MQ Support site](http://www.ibm.com/software/support/isa/), or the IBM support assistant at <http://www.ibm.com/software/support/isa/>, to see whether a solution is already available. If you are unable to find a match, contact your IBM support center.

AMQ7459 (i5/OS)

WebSphere MQ journal receiver <insert_3> is the oldest in the chain

Severity

0 : Information

Explanation

The oldest journal receiver in the receiver chain is <insert_3> in library <insert_4>.

Response

None

AMQ7460 (i5/OS)

WebSphere MQ startup journal information.

Severity

0 : Information

Explanation

This message is issued periodically by WebSphere MQ to help you identify which journal receivers can be removed from the system because they are no longer required for startup recovery.

Response

None

AMQ7461 (i5/OS)

WebSphere MQ object re-created - reapply authorities.

Severity

0 : Information

Explanation

A previously damaged object has been re-created, either automatically, or by explicit use of the Recreate Object (RCRMOBJ) command. The authorities that applied to this object have not been re-created.

Response

Use the Grant Authority (GRTMQMAUT) command, as appropriate, to re-create the required authorities to this MQ object.

AMQ7462 (i5/OS)

WebSphere MQ media recovery journal information.

Severity

0 : Information

Explanation

This message is issued periodically by WebSphere MQ to help you identify which journal receivers can be removed from the system because they are no longer required for media recovery.

Response

None

AMQ7463

The log for queue manager *<insert_3>* is full.

Severity

20 : Error

Explanation

This message is issued when an attempt to write a log record is rejected because the log is full. The queue manager will attempt to resolve the problem.

Response

This situation may be encountered during a period of unusually high message traffic. However, if you persistently fill the log, you may have to consider enlarging the size of the log. You can either increase the number of log files by changing the values in the queue manager configuration file. You will then have to stop and restart the queue manager. Alternatively, if you need to make the log files themselves bigger, you will have to delete and recreate the queue manager.

AMQ7464

The log for queue manager *<insert_3>* is no longer full.

Severity

0 : Information

Explanation

This message is issued when a log was previously full, but an attempt to write a log record has now been accepted. The log full situation has been resolved.

Response

None

AMQ7465

The log for queue manager <insert_3> is full.

Severity

20 : Error

Explanation

An attempt to resolve a log full situation has failed. This is due to the presence of a long-running transaction.

Response

Try to ensure that the duration of your transactions is not excessive. Commit or roll back any old transactions to release log space for further log records.

AMQ7466

There is a problem with the size of the logfile.

Severity

10 : Warning

Explanation

The log for queue manager <insert_3> is too small to support the current data rate. This message is issued when the monitoring tasks maintaining the log cannot keep up with the current rate of data being written.

Response

The number of primary log files configured should be increased to prevent possible log full situations.

AMQ7467

The oldest log file required to start queue manager <insert_3> is <insert_4>.

Severity

0 : Information

Explanation

The log file <insert_4> contains the oldest log record required to restart the queue manager. Log records older than this may be required for media recovery.

Response

You can move log files older than <insert_4> to an archive medium to release space in the log directory. If you move any of the log files required to recreate objects from their media images, you will have to restore them to recreate the objects. An older log file is one with a numerically smaller log number (but allowing for log number wrapping at 9999999).

AMQ7468

The oldest log file required to perform media recovery of queue manager <insert_3> is <insert_4>.

Severity

0 : Information

Explanation

The log file <insert_4> contains the oldest log record required to recreate any of the objects from their media images. Any log files prior to this will not be accessed by media recovery operations.

Response

Use this information together with the information in the most recent AMQ7467 message. Archivable log files are all those older than BOTH <insert_4> and the log file mentioned in the AMQ7467 message.

AMQ7469

Transactions rolled back to release log space.

Severity

0 : Information

Explanation

The log space for the queue manager is becoming full. One or more long-running transactions have been rolled back to release log space so that the queue manager can continue to process requests.

Response

Try to ensure that the duration of your transactions is not excessive. Consider increasing the size of the log to

allow transactions to last longer before the log starts to become full.

AMQ7472

Object *<insert_3>*, type *<insert_4>* damaged.

Severity

10 : Warning

Explanation

Object *<insert_3>*, type *<insert_4>* has been marked as damaged. This indicates that the queue manager was either unable to access the object in the file system, or that some kind of inconsistency with the data in the object was detected.

Response

If a damaged object is detected, the action performed depends on whether the queue manager supports media recovery and when the damage was detected. If the queue manager does not support media recovery, you must delete the object as no recovery is possible. If the queue manager does support media recovery and the damage is detected during the processing performed when the queue manager is being started, the queue manager will automatically initiate media recovery of the object. If the queue manager supports media recovery and the damage is detected once the queue manager has started, it may be recovered from a media image using the `rcrmqobj` command or it may be deleted.

AMQ7472 (i5/OS)

Object *<insert_3>*, type *<insert_4>* damaged.

Severity

10 : Warning

Explanation

Object *<insert_3>*, type *<insert_4>* has been marked as damaged. This indicates that the queue manager was either unable to access the object in the file system, or that some kind of inconsistency with the data in the object was detected.

Response

If a damaged object is detected, the action performed depends on whether the queue manager supports media recovery and when the damage was detected. If the queue manager does not support media recovery, you must delete the object as no recovery is possible. If the queue manager does support media recovery and the damage is detected during the processing performed when the queue manager is being started, the queue manager will automatically initiate media recovery of the object. If the queue manager supports media recovery and the damage is detected once the queue manager has started, it may be recovered from a media image using the `RCRMQMOBJ` command or it may be deleted.

AMQ7477 (i5/OS)

WebSphere MQ session no longer active.

Severity

10 : Warning

Explanation

The commitment control exit program was called during a commit or rollback operation. The queue manager was stopped while the program was registered. This might have resulted in the rolling back of some uncommitted message operations.

Response

Inform your system administrator that uncommitted message operations might have been rolled back when the queue manager was stopped.

AMQ7484

Failed to put message to logger event queue. Reason(*<insert_2>*)

Severity

0 : Information

Explanation

The attempt to put a logger event message to the queue *<insert_3>* failed with reason code *<insert_2>*. The message data has been discarded.

Response

Ensure that the queue *<insert_3>* is available and operational. Current logger status information can be displayed with the `DISPLAY QMSTATUS runmqsc` command.

AMQ7485

Transactions rolled forward to release log space.

Severity

0 : Information

Explanation

The log space for the queue manager is becoming full. One or more long-running prepared transactions have been rolled forward to release log space so that the queue manager can continue to process requests. Equivalent log records for the long-running prepared transactions have been created in the active log.

Response

Resolve the long-running transactions. Use the DSPMQTRN command to check for externally managed in-doubt transactions and the DISPLAY CHS runmqsc command to check for in-doubt channels.

AMQ7601

Duplicate XA resource manager is not valid.

Severity

40 : Stop Error

Explanation

Line *<insert_1>* of the configuration file *<insert_3>* contained a duplicate XA resource manager *<insert_5>*. This is not valid for attribute *<insert_4>*. Each XA resource manager must be given a unique name.

Response

Check the contents of the file and retry the operation.

AMQ7601 (Windows)

Duplicate XA resource manager *<insert_5>* not valid for attribute *<insert_4>* at *<insert_3>* in the configuration data.

Severity

40 : Stop Error

Explanation

Key *<insert_3>* in the configuration data contained a duplicate XA resource manager *<insert_5>*. This is not valid for attribute *<insert_4>*. Each XA resource manager must be given a unique name.

Response

Check the contents of the configuration data and retry the operation.

AMQ7602 (i5/OS)

The MQ commitment control exit program was called incorrectly.

Severity

40 : Stop Error

Explanation

The WebSphere MQ commitment control exit program was called with incorrect parameters.

Response

If the program was called by OS/400 as part of a commit or rollback, save the job log, and use either the [WebSphere MQ Support site](#), or the IBM support assistant at <http://www.ibm.com/software/support/isa/>, to see whether a solution is already available. If you are unable to find a match, contact your IBM support center.

AMQ7603

WebSphere MQ has been configured with invalid resource manager *<insert_3>*.

Severity

20 : Error

Explanation

The XA switch file *<insert_4>* for resource manager *<insert_3>* indicates that an attempt has been made to configure another queue manager as an external resource manager. This is not allowed so the queue manager will terminate.

Response

Remove the offending XAResourceManager stanza from the qm.ini configuration file and restart the queue manager.

AMQ7603 (Windows)

WebSphere MQ has been configured with resource manager *<insert_3>* that is not valid.

Severity

20 : Error

Explanation

The XA switch file *<insert_4>* for resource manager *<insert_3>* indicates that an attempt has been made to configure another queue manager as an external resource manager. This is not allowed, so the queue manager will terminate.

Response

Remove the offending XAResourceManager stanza from the configuration data and restart the queue manager.

AMQ7604

The XA resource manager *<insert_3>* was not available when called for *<insert_4>*. The queue manager is continuing without this resource manager.

Severity

10 : Warning

Explanation

The XA resource manager *<insert_3>* has indicated that it is not available, by returning XAER_RMERR on an xa_open request or XAER_RMFAIL when called for something else. Normally this indicates that the resource manager has been shut down. In this case the resource manager cannot participate in any new transactions. Any in-flight transactions in which it was involved will be backed out, and any transactions in which it is in-doubt will only be resolved when contact with the resource manager is re-established. A further message will be issued when the queue manager has been able to do this. If the problem occurred on an xa_open request, and the resource manager should be available, then there may be a configuration problem.

Response

Try to establish the reason why the resource manager is unavailable. It may be that an invalid XAOpenString has been defined for the resource manager in the 'qm.ini' configuration file. If this is the case, stop and then restart the queue manager so that any change will be picked up. Alternatively, the queue manager may be reaching a resource constraint with this resource manager. For example, the resource manager may not be able to accommodate all of the queue manager processes being connected at one time, you may need to alter one of its tuning parameters.

AMQ7604 (i5/OS)

The XA resource manager was not available when called.

Severity

10 : Warning

Explanation

The XA resource manager *<insert_3>* has indicated that it is not available, by returning XAER_RMERR on an xa_open request or XAER_RMFAIL when called for *<insert_4>*. The queue manager is continuing without this resource manager. Normally this indicates that the resource manager has been shut down. In this case the resource manager cannot participate in any new transactions. Any in-flight transactions in which it was involved will be backed out, and any transactions in which it is in-doubt will only be resolved when contact with the resource manager is re-established. A further message will be issued when the queue manager has been able to do this. If the problem occurred on an xa_open request, and the resource manager should be available, then there may be a configuration problem.

Response

Try to establish the reason why the resource manager is unavailable. It may be that an invalid XAOpenString has been defined for the resource manager in the 'qm.ini' configuration file. If this is the case, stop and then restart the queue manager so that any change will be picked up. Alternatively, the queue manager may be reaching a resource constraint with this resource manager. For example, the resource manager may not be able to accommodate all of the queue manager processes being connected at one time, you may need to alter one of its tuning parameters.

AMQ7605

The XA resource manager *<insert_3>* has returned an unexpected return code *<insert_1>*, when called for *<insert_4>*.

Severity

20 : Error

Explanation

WebSphere MQ received an unexpected return code when calling XA resource manager *<insert_3>* at its *<insert_4>* entry point. This indicates an internal error, either within MQ or the resource manager.

Response

Try to determine the source of the error. A trace of the failure could be used to look at the XA flows between MQ and the resource manager. MQ has allocated an RMId of *<insert_2>* to this resource manager. This will be useful when isolating the flows associated with the resource manager concerned. If the error occurs on an `xa_commit` or `xa_rollback` request, the queue manager will not attempt to redeliver the commit or rollback instruction for this transaction, until after the queue manager has been restarted. The transaction indoubt is identified by the following XID of `X<insert_5>`. If you think that the error lies within the queue manager, save any generated output files and use either the [WebSphere MQ Support site](#), or the <http://www.ibm.com/software/support/isa/>, to see whether a solution is already available. If you are unable to find a match, contact your IBM support center. Do not discard any information describing the problem until after the problem has been resolved.

AMQ7605 (i5/OS)

The XA resource manager has returned an unexpected return code.

Severity

20 : Error

Explanation

WebSphere MQ received unexpected return code *<insert_1>* when calling XA resource manager *<insert_3>* at its *<insert_4>* entry point. This indicates an internal error, either within MQ or the resource manager.

Response

Try to determine the source of the error. A trace of the failure could be used to look at the XA flows between MQ and the resource manager. MQ has allocated an RMId of *<insert_2>* to this resource manager. This will be useful when isolating the flows associated with the resource manager concerned. If the error occurs on an `xa_commit` or `xa_rollback` request, the queue manager will not attempt to redeliver the commit or rollback instruction for this transaction, until after the queue manager has been restarted. The transaction indoubt is identified by the following XID of `X<insert_5>`. If you think that the error lies within the queue manager, save any generated output files and use either the [WebSphere MQ Support site](#), or the IBM support assistant at <http://www.ibm.com/software/support/isa/>, to see whether a solution is already available. If you are unable to find a match, contact your IBM support center. Do not discard any information describing the problem until after the problem has been resolved.

AMQ7606

A transaction has been committed but one or more resource managers have backed out.

Severity

20 : Error

Explanation

WebSphere MQ was processing the commit operation for a transaction involving external resource managers. One or more of these resource managers failed to obey the commit request and instead rolled back their updates. The outcome of the transaction is now mixed and the resources owned by these resource managers may now be out of synchronization. MQ will issue further messages to indicate which resource managers failed to commit their updates.

Response

The transaction with the mixed outcome is identified by the following XID of `X<insert_3>`. The messages which identify the failing resource managers will also contain this same XID. If the transaction has completed it won't be displayed by the `dspmqrn` command and all other transaction participants will have committed their updates. If the transaction is displayed by the `dspmqrn` command then there are some participants still in prepared state. In order to preserve data integrity you will need to perform recovery steps local to the failing resource managers.

AMQ7607

A transaction has been rolled back but one or more resource managers have committed.

Severity

20 : Error

Explanation

WebSphere MQ was rolling back a transaction involving external resource managers. One or more of these resource managers failed to obey the rollback request and instead committed their updates. The outcome of the transaction is now mixed and the resources owned by these resource managers may now be out of synchronization. MQ will issue further messages to indicate which resource managers failed to roll back their updates.

Response

The transaction with the mixed outcome is identified by the following XID of X<insert_3>. The messages which identify the failing resource managers will also contain this same XID. If the transaction has completed it won't be displayed by the dspmqtrn command and all other transaction participants will have rolled back their updates. If the transaction is displayed by the dspmqtrn command then there are some participants still in prepared state. In order to preserve data integrity you will need to perform recovery steps local to the failing resource managers.

AMQ7608

XA resource manager returned a heuristic return code.

Severity

20 : Error

Explanation

This message is associated with an earlier AMQ7606 message reporting a mixed transaction outcome. It identifies one of the resource managers (<insert_4>) that failed to commit its updates. The transaction associated with this failure is identified by the following XID of X<insert_3>.

Response

Use the return code <insert_1> returned by the resource manager to determine the effects of the failure. The return code indicates that the resource manager made a heuristic decision about the outcome of the transaction which disagrees with the commit decision of the queue manager. In order to preserve data integrity you will need to perform recovery steps local to this resource manager.

AMQ7609

XA resource manager returned a heuristic return code.

Severity

20 : Error

Explanation

This message is associated with an earlier AMQ7607 message reporting a mixed transaction outcome. It identifies one of the resource managers (<insert_4>) that failed to rollback its updates. The transaction associated with this failure is identified by the following XID of X<insert_3>.

Response

Use the return code <insert_1> returned by the resource manager to determine the effects of the failure. The return code indicates that the resource manager made a heuristic decision about the outcome of the transaction which disagrees with the rollback decision of the queue manager. In order to preserve data integrity you will need to perform recovery steps local to this resource manager.

AMQ7612

Switch call exception

Severity

20 : Error

Explanation

Exception number <insert_1> occurred when calling resource manager switch <insert_3>.

Response

Check the resource manager switch has not been corrupted.

AMQ7622

WebSphere MQ could not load the XA switch load file for resource manager <insert_3>.

Severity

20 : Error

Explanation

An error has occurred loading XA switch file <insert_4>. If the error occurred during startup then the queue manager will terminate. At all other times the queue manager will continue without this resource manager meaning that it will no longer be able to participate in global transactions. The queue manager will also retry the load of the switch file at regular intervals so that the resource manager will be able to participate again should the load problem be resolved.

Response

Look for a previous message outlining the reason for the load failure. Message AMQ6175 is issued if the load failed because of a system error. If this is the case then follow the guidance given in message AMQ6175 to

resolve the problem. In the absence of prior messages or FFST information related to this problem check that the name of the switch load file is correct and that it is present in a directory from which it can be dynamically loaded by the queue manager. The easiest method of doing this is to define the switch load file as a fully-qualified name. Note that if the queue manager is still running it will need to be restarted in order that any changes made to its configuration data can be picked up.

AMQ7623

WebSphere MQ has not been configured with XA resource manager.

Severity

10 : Warning

Explanation

The queue manager has noticed that XA resource manager *<insert_3>* was removed from the qm.ini file of the queue manager. However, it was logged as being involved in *<insert_1>* transactions that are still in-doubt. The queue manager cannot resolve these transactions. The queue manager is continuing without this resource manager.

Response

First check that the qm.ini configuration file of the queue manager concerned hasn't been mistakenly altered resulting in an 'XAResourceManager' stanza being removed, or the 'Name' of any the resource managers being changed. If the qm.ini file was changed by mistake then you will need to reinstate resource manager *<insert_3>* in the qm.ini file before stopping and then restarting the queue manager in order that the change will be picked up. If you have intentionally removed a resource manager from the qm.ini file, consider the integrity implications of your action since the resource manager concerned may be in an in-doubt state. If you are sure that is not the case then you can use the 'rsvmqtrn' command to deliver an outcome on behalf of the resource manager in order that the queue manager can forget about the transactions concerned. If you cannot be sure that such an action will not cause an integrity problem then you should consider re-instating the resource manager in the qm.ini file so that the queue manager can contact the resource manager and automatically resolve the transactions concerned next time the queue manager is restarted.

AMQ7623 (Windows)

WebSphere MQ has not been configured with XA resource manager *<insert_3>* which may be involved in in-doubt transactions. The queue manager is continuing without this resource manager.

Severity

10 : Warning

Explanation

The queue manager has recognized that XA resource manager *<insert_3>* was removed from the registry entry of the queue manager. However, it was logged as being involved in *<insert_1>* transactions that are still in-doubt. The queue manager cannot resolve these transactions.

Response

Check that the configuration data entry of the queue manager concerned has not been altered by mistake, resulting in an 'XAResourceManager' stanza being removed, or the 'Name' of any the resource managers being changed.

If the configuration data entry was changed by mistake, you need to reinstate resource manager *<insert_3>* in the configuration data before stopping, and then restarting the queue manager to access the change.

If you have intentionally removed a resource manager from the configuration data, consider the integrity implications of your action because the resource manager concerned may be in an in-doubt state.

If you are sure that this is not the case, you can use the 'rsvmqtrn' command to instruct the resource manager to inform the queue manager that it can forget about the transactions concerned.

If using the 'rsvmqtrn' command could result in an integrity problem, you should consider reinstating the resource manager in the configuration data, so that the queue manager can contact the resource manager and automatically resolve the transactions concerned next time the queue manager is restarted.

AMQ7624

An exception occurred during an *<insert_4>* call to XA resource manager *<insert_3>*.

Severity

20 : Error

Explanation

An exception has been detected during a call to an XA resource manager. The queue manager will continue after assuming a return code of XAER_RMERR from the call.

Response

An FFST should have been produced which documents the exception. Use this and any further FFSTs to try and determine the reason for the failure. A trace of the problem will be useful to identify the XA flows between the queue manager and the resource manager concerned. MQ has allocated an RMID of *<insert_1>* to this resource manager. Use this to isolate the flows concerned. First contact the supplier of the resource manager for problem resolution. If however you think that the problem lies within the queue manager then save any generated output files and use either the [WebSphere MQ Support site](#), or the IBM support assistant at <http://www.ibm.com/software/support/isa/>, to see whether a solution is already available. If you are unable to find a match, contact your IBM support center. Do not discard any information describing the problem until after it has been resolved.

AMQ7625

The XA resource manager *<insert_3>* has become available again.

Severity

0 : Information

Explanation

WebSphere MQ has managed to regain contact with a resource manager that had become unavailable. Any in-doubt transactions involving this resource manager will be resolved. The resource manager will now be able to participate in new transactions.

Response

None.

AMQ7626

XA resource manager initialization failure. Refer to the error log for more information.

Severity

20 : Error

Explanation

The queue manager has failed to initialize one or more of the XA resource managers defined in the qm.ini configuration file.

Response

Correct the error and restart the queue manager.

AMQ7626 (Windows)

XA resource manager initialization failure. Refer to the error log for more information.

Severity

20 : Error

Explanation

The queue manager has failed to initialize one or more of the XA resource managers defined in the configuration data.

Response

Correct the error and restart the queue manager.

AMQ7627

The XA resource manager *<insert_3>* was not available when called for xa_open. The queue manager is continuing without this resource manager.

Severity

10 : Warning

Explanation

The XA resource manager *<insert_3>* has indicated that it is not available, by returning XAER_RMERR on an xa_open request. Normally this indicates that the resource manager has been shut down. In this case the resource manager cannot participate in any new transactions. Any in-flight transactions in which it was involved will be backed out, and any transactions in which it is in-doubt will only be resolved when contact with the resource manager is re-established. A further message will be issued when the queue manager has been able to do this. If the resource manager should be available, then there may be a configuration problem or another possibility is that you are using a 32-bit instance of DB2, this is not supported on this platform, as WebSphere MQ processes are 64-bit and DB2 does not support 64-bit processes with its 32-bit instances.

Response

Try to establish the reason why the resource manager is unavailable. It may be that an invalid XAOpenString

has been defined for the resource manager in the 'qm.ini' configuration file. If this is the case, stop and then restart the queue manager so that any change will be picked up. Alternatively, the queue manager may be reaching a resource constraint with this resource manager. For example, the resource manager may not be able to accommodate all of the queue manager processes being connected at one time, you may need to alter one of its tuning parameters.

AMQ7701

DMPMQLOG command is starting.

Severity

0 : Information

Explanation

You have started the DMPMQLOG command and it is processing your request.

Response

None.

AMQ7702

DMPMQLOG command has finished successfully.

Severity

0 : Information

Explanation

The DMPMQLOG command has finished processing your request and no errors were detected.

Response

None.

AMQ7703

DMPMQLOG command has used option *<insert_3>* with an invalid value *<insert_4>*.

Severity

20 : Error

Explanation

You started the DMPMQLOG command specifying an invalid option value. The *<insert_4>* value for option *<insert_3>* is either missing or of an incorrect format.

Response

Refer to the command syntax, and then try the command again.

AMQ7704

DMPMQLOG command has used an invalid option *<insert_3>*.

Severity

20 : Error

Explanation

You started the DMPMQLOG command specifying an invalid option of *<insert_3>*.

Response

Refer to the command syntax and then try the command again.

AMQ7705

Usage: dmpmqlog [-b | -s StartLSN | -n ExtentNumber] [-e EndLSN] [-f LogFilePath] [-m QMgrName]

Severity

0 : Information

Response

None.

AMQ7706

DMPMQLOG command has used an incorrect queue manager name *<insert_3>* or path *<insert_4>*.

Severity

20 : Error

Explanation

The DMPMQLOG command has used *<insert_3>* as the queue manager name and, if shown, *<insert_4>* as the directory path for *<insert_3>*. Either *<insert_3>* and/or *<insert_4>* is incorrect; if *<insert_4>* is not shown then it is *<insert_3>* which is incorrect.

Possible reasons for the error include:

that *<insert_3>* is not an existing queue manager name;

the entries for *<insert_3>* in the MQ system initialization (INI) file are incorrect;

<insert_4> is not a correct path for *<insert_3>*.

If you started the command specifying option -m (queue manager name option) with a value then this value will have been used as the queue manager name, otherwise the default queue manager name will have been used.

Response

Check that *<insert_3>* is an existing queue manager name. Check your MQ system's initialization (INI) file to ensure that *<insert_3>* and its associated entries are correct. If *<insert_4>* is shown, check that it is a correct MQ system directory path for *<insert_3>*.

AMQ7706 (Windows)

DMPMQLOG command has used an incorrect queue manager name *<insert_3>* or path *<insert_4>*.

Severity

20 : Error

Explanation

The DMPMQLOG command has used *<insert_3>* as the queue manager name and, if shown, *<insert_4>* as the directory path for *<insert_3>*. Either *<insert_3>* and/or *<insert_4>* is incorrect; if *<insert_4>* is not shown then it is *<insert_3>* which is incorrect.

Possible reasons for the error include:

that *<insert_3>* is not an existing queue manager name;

the entries for *<insert_3>* in the MQ configuration data are incorrect;

<insert_4> is not a correct path for *<insert_3>*.

If you started the command specifying option -m (queue manager name option) with a value then this value will have been used as the queue manager name, otherwise the default queue manager name will have been used.

Response

Check that *<insert_3>* is an existing queue manager name. Check your MQ configuration data to ensure that *<insert_3>* and its associated entries are correct. If *<insert_4>* is shown, check that it is a correct MQ system directory path for *<insert_3>*.

AMQ7706 (i5/OS)

DMPMQLOG command has used an incorrect queue manager name or path.

Severity

20 : Error

Explanation

The DMPMQLOG command has used *<insert_3>* as the queue manager name and, if shown, *<insert_4>* as the directory path for *<insert_3>*. Either *<insert_3>* and/or *<insert_4>* is incorrect; if *<insert_4>* is not shown then it is *<insert_3>* which is incorrect.

Possible reasons for the error include:

that *<insert_3>* is not an existing queue manager name;

the entries for *<insert_3>* in the MQ system initialization (INI) file are incorrect;

<insert_4> is not a correct path for *<insert_3>*.

If you started the command specifying option -m (queue manager name option) with a value then this value will

have been used as the queue manager name, otherwise the default queue manager name will have been used.

Response

Check that *<insert_3>* is an existing queue manager name. Check your MQ system's initialization (INI) file to ensure that *<insert_3>* and its associated entries are correct. If *<insert_4>* is shown, check that it is a correct MQ system directory path for *<insert_3>*.

AMQ7707

DMPMQLOG command has failed: CompCode = 0x*<insert_1>*.

Severity

20 : Error

Explanation

The DMPMQLOG command has detected an error and the MQ recording routine has been called. Possible reasons for this include a damaged log file, a problem during initialization for the queue manager or an internal MQ failure.

Response

Check that the queue manager being used by DMPMQLOG, as specified by you using the -m command option or defaulted, exists and is not currently running. If it does not exist, try the command again specifying an existing queue manager. If it is running, stop the queue manager and then try the command again. Otherwise, use the standard facilities supplied with your system to record the problem identifier, and to save the generated output files. Do not discard these files until the problem has been resolved. Note the completion code (CompCode) and then use either the [WebSphere MQ Support site](http://www.ibm.com/software/support/isa/), or the IBM support assistant at <http://www.ibm.com/software/support/isa/>, to see whether a solution is already available. If you are unable to find a match, contact your IBM support center.

AMQ7708

DMPMQLOG command has used an invalid default queue manager name.

Severity

20 : Error

Explanation

You started the DMPMQLOG command without specifying option -m (queue manager name option) and so your MQ default queue manager name has been used. However, this default name either could not be found or is invalid.

Response

Check that the default queue manager name exists and is valid, and then try the command again.

AMQ7709

DMPMQLOG command has used an invalid combination of options.

Severity

20 : Error

Explanation

You started the DMPMQLOG command specifying an invalid combination of the options -b (base LSN option), -s (start LSN option) and -n (extent number option). Only 1 or none of these options may be specified.

Response

Refer to the command syntax and then try the command again.

AMQ7710

DMPMQLOG command has used option -n which is invalid for circular logging.

Severity

20 : Error

Explanation

You started the DMPMQLOG command specifying option -n (extent number option) but this is not valid when your MQ log is defined as circular.

Response

Use a different option and then try the command again.

AMQ7711

DMPMQLOG command has used option -m with a value that is too long.

Severity

20 : Error

Explanation

You started the DMPMQLOG command specifying option -m (queue manager name option) with a value that is more than *<insert_1>* characters.

Response

Specify a shorter queue manager name and then try the command again.

AMQ7712

DMPMQLOG command has used option -f with a value which is too long.

Severity

20 : Error

Explanation

You started the DMPMQLOG command specifying option -f (log file path option) with a value which is more than *<insert_1>* characters.

Response

Specify a shorter log file path name and then try the command again.

AMQ7713

DMPMQLOG command was unable to allocate sufficient storage.

Severity

20 : Error

Explanation

The DMPMQLOG command has been unable to allocate some storage.

Response

Free some storage and then try the command again.

AMQ7714

DMPMQLOG command has reached the end of the log.

Severity

0 : Information

Explanation

The DMPMQLOG command has processed any log data and has now reached the end of the log.

Response

None.

AMQ7715

DMPMQLOG command cannot open file *<insert_3>*.

Severity

20 : Error

Explanation

The DMPMQLOG command was unable to open file *<insert_3>* for reading.

Response

Check that the file exists, can be opened for reading, and that you have authority to access it, and then try the command again.

AMQ7716

DMPMQLOG command has finished unsuccessfully.

Severity

0 : Information

Explanation

The DMPMQLOG command has finished with your request but an error has been detected. The previous message issued by the command can be used to identify the error.

Response

Refer to the previous message issued by the command.

AMQ7717

DMPMQLOG command has failed to initialize: CompCode = 0x<insert_1>.

Severity

20 : Error

Explanation

The DMPMQLOG command has failed during its initialization and the MQ recording routine has been called. Possible reasons for this include that your queue manager is already running. The completion code can be used to identify the error.

Response

Check that the queue manager being used by DMPMQLOG, as specified by you using the -m command option or defaulted, exists and is not currently running. If it is running, stop the queue manager and then try the command again. Otherwise, use the standard facilities supplied with your system to record the problem identifier and to save any generated output files. Use either the [WebSphere MQ Support site](http://www.ibm.com/software/support/isa/), or the IBM support assistant at <http://www.ibm.com/software/support/isa/>, to see whether a solution is already available. If you are unable to find a match, contact your IBM support center. Do not discard these files until the problem has been resolved.

AMQ7718

DMPMQLOG command is using a default of <insert_3> for the queue manager name.

Severity

0 : Information

Explanation

You have started the DMPMQLOG command without specifying option -m (queue manager name option) and so a default value of <insert_3> is being used. This value is obtained from your default queue manager name.

Response

None.

AMQ7718 (i5/OS)

DMPMQLOG command is using a the default queue manager name.

Severity

0 : Information

Explanation

You have started the DMPMQLOG command without specifying option -m (queue manager name option) and so a default value of <insert_3> is being used. This value is obtained from your MQ default queue manager name.

Response

None.

AMQ7719

DMPMQLOG command is using a default of <insert_3> for the starting dump location.

Severity

0 : Information

Explanation

You have started the DMPMQLOG command without specifying option -b (base LSN option), option -s (start LSN option) or option -n (extent number option), and so a default value of <insert_3> is being used. This value is the Log Sequence Number (LSN) of the first record in the active part of the log, and will be used as the location from which to start dumping.

Response

None.

AMQ7719 (i5/OS)

DMPMQLOG command is using the default starting dump location.

Severity

0 : Information

Explanation

You have started the DMPMQLOG command without specifying option -b (base LSN option), option -s (start LSN option) or option -n (extent number option), and so a default value of *<insert_3>* is being used. This value is the Log Sequence Number (LSN) of the first record in the active part of the log, and will be used as the location from which to start dumping.

Response

None.

AMQ7720

DMPMQLOG command is using extent *<insert_1>* but the current extent is *<insert_2>*.

Severity

20 : Error

Explanation

You have started the DMPMQLOG command specifying option -n (extent number option) with a value of *<insert_1>* but this value is greater than *<insert_2>*, which represents the extent currently being used.

Response

When using option -n, specify its value as being less than or equal to the extent number currently being used.

AMQ7721

DMPMQLOG command has not found any log records in extent number *<insert_1>*.

Severity

0 : Information

Explanation

During its normal processing, the DMPMQLOG command did not find any log records in this extent.

Response

None.

AMQ7722

DMPMQLOG command cannot find the object catalogue for queue manager *<insert_3>*.

Severity

20 : Error

Explanation

The DMPMQLOG command is using the queue manager named *<insert_3>* but cannot find the manager's object catalogue file. This file should have been created at the time the queue manager was created.

Response

Refer to the "System Management Guide" for a description of the location and name of the object catalogue file. Check that the file exists and is available for use by this command. If it does not exist then you will need to re-create the queue manager.

AMQ7722 (i5/OS)

DMPMQLOG command cannot find the object catalogue for the queue manager.

Severity

20 : Error

Explanation

The DMPMQLOG command is using the queue manager named *<insert_3>* but cannot find the manager's object catalogue file. This file should have been created at the time the queue manager was created.

Response

Refer to the "System Management Guide" for a description of the location and name of the object catalogue file. Check that the file exists and is available for use by this command. If it does not exist then you will need to re-create the queue manager.

AMQ7723

DMPMQLOG command cannot find the requested Log Sequence Number (LSN).

Severity

20 : Error

Explanation

The DMPMQLOG command has been started with an LSN but it cannot be found in the log.

Response

Check for an existing LSN and then try the command again.

AMQ7724

DMPMQLOG command cannot use the requested extent number.

Severity

20 : Error

Explanation

The DMPMQLOG command has been started with an extent number but it is beyond the end of the log.

Response

Check for an existing extent number and then try the command again.

AMQ7725

DMPMQLOG command cannot find an old Log Sequence Number (LSN).

Severity

20 : Error

Explanation

The DMPMQLOG command has been started specifying an LSN which is older than the log's base LSN. However, the specified LSN could not be found.

Response

Check for an existing LSN and then try the command again.

AMQ7726

DMPMQLOG command has used option -s with an incorrect value for circular logging.

Severity

20 : Error

Explanation

You started the DMPMQLOG command specifying option -s (start LSN option) with a value which is less than the base LSN of a log which is defined as circular. LSN values less than the base LSN can only be specified when using a linear log.

Response

When using option -s with a circular log, specify an option value which is equal or greater to the log's base LSN, and then try the command again.

AMQ7751 (i5/OS)

MIGRATEMQM program is starting.

Severity

0 : Information

Explanation

You have started the MIGRATEMQM program.

Response

None.

AMQ7752 (i5/OS)

MIGRATEMQM has completed successfully.

Severity

0 : Information

Explanation

The MIGRATEMQM program has completed migration of your queue manager and no errors were detected.

Response

None.

AMQ7753 (i5/OS)

MIGRATEMQM has failed due to errors.

Severity

20 : Error

Explanation

See the previously listed messages in the job log. Correct the errors and then restart the MIGRATEMQM program.

Response

None.

AMQ7754 (i5/OS)

MIGRATEMQM has detected an error and is unable to continue.

Severity

20 : Error

Explanation

See the previously listed messages in this job log, or in associated job logs. Correct the errors and then restart the MIGRATEMQM program.

Response

None.

AMQ7755 (i5/OS)

Unable to locate a required journal receiver.

Severity

20 : Error

Explanation

The MIGRATEMQM program attempted to locate the journal receivers to use for migration, but the operation required access to a journal or journal receiver that is not currently present on the system.

Response

Restore the required journal or journal receiver from backup. Then restart the MIGRATEMQM program.

AMQ7756 (i5/OS)

Unable to locate a required journal entry.

Severity

20 : Error

Explanation

The MIGRATEMQM program was unable to retrieve a journal entry required for migration. The operation may have failed because a required journal receiver is not currently present on the system.

Response

Restore the required journal receiver from backup. Then restart the MIGRATEMQM program.

AMQ7757 (i5/OS)

Queue manager <insert_3> already exists.

Severity

20 : Error

Explanation

The MIGRATEMQM program is unable to create a queue manager with the same name as used in the previous release because a queue manager of this name has already been created.

Response

Delete the queue manager. Then restart the MIGRATEMQM program.

AMQ7758 (i5/OS)

Queue manager starting.

Severity

0 : Information

Explanation

The queue manager "<insert_3>" is starting.

Response

None.

AMQ7759 (i5/OS)

Recreating WebSphere MQ objects.

Severity

0 : Information

Explanation

WebSphere MQ objects are being recreated from their media images contained in the log.

Response

None.

AMQ7760 (i5/OS)

Recreating WebSphere MQ channels.

Severity

0 : Information

Explanation

WebSphere MQ channels are being recreated from the previous channel definition file.

Response

None.

AMQ7761 (i5/OS)

Unexpected return code from command <insert_3>.

Severity

20 : Error

Explanation

An unexpected return code, <insert_1>, was returned by command <insert_3>.

Response

See the previously listed messages in this job log, or in associated job logs.

AMQ7762 (i5/OS)

Unexpected error from channel migration.

Severity

20 : Error

Explanation

The migration of channel definitions or channel synchronization data encountered an unexpected error.

Response

See the previously listed messages in this job log, or in associated job logs.

AMQ7770

Sent file <insert_3>

Severity

40 : Stop Error

Explanation

The file was successfully sent.

Response

None.

AMQ7771

Received file.

Severity

40 : Stop Error

Explanation

The file was successfully received.

Response

None.

AMQ7772

Complete file list

Severity

40 : Stop Error

Explanation

Displays a list of complete files.

Response

None.

AMQ7773

Incomplete file list

Severity

40 : Stop Error

Explanation

Displays a list of incomplete files.

Response

None.

AMQ7774

Other message list

Severity

40 : Stop Error

Explanation

Displays a list of other messages.

Response

None.

AMQ7775

Nothing to list.

Severity

40 : Stop Error

Explanation

Nothing to list.

Response

None.

AMQ7776

Deleted.

Severity

40 : Stop Error

Explanation

File deleted.

Response

None.

AMQ7777

Nothing to delete.

Severity

40 : Stop Error

Explanation

Nothing to delete.

Response

None.

AMQ7778

Syntax error. The correct syntax is:

Severity

40 : Stop Error

Explanation

Invalid arguments supplied.

Response

One or more options were incorrectly specified when issuing the send or receive command. Check the options used and reissue the command.

AMQ7779

Cannot connect to default queue manager.

Severity

40 : Stop Error

Explanation

Queue manager not available.

Response

Check that the queue manager exists and that the listener is running.

AMQ7780

Cannot connect to queue manager *<insert_3>*

Severity

40 : Stop Error

Explanation

Queue manager not available.

Response

Check that the queue manager exists and that the listener is running.

AMQ7781

Application memory unavailable.

Severity

40 : Stop Error

Explanation

There is insufficient memory to perform the requested action.

Response

- 1) Check the message size is not excessive
- 2) Close other applications and try the command again

AMQ7783

Queue name required.

Severity

40 : Stop Error

Explanation

A queue name was not specified when issuing a send or receive command.

Response

Reissue the command with the QueueName option.

AMQ7784

Cannot open queue <insert_3>

Severity

40 : Stop Error

Explanation

Cannot open queue <insert_3>

Response

Check that the queue exists.

AMQ7785

Cannot open file <insert_3>

Severity

40 : Stop Error

Explanation

Cannot open file <insert_3>

Response

Check that the file exists, that it is in the correct location and has the appropriate file permissions.

AMQ7786

Cannot put to queue <insert_3>

Severity

40 : Stop Error

Explanation

Cannot put to queue <insert_3>

Response

- 1) Check the Queue Manager has sufficient log space for sending large messages
- 2) Check the queue does not have put inhibited
- 3) Check the queue is not full
- 4) Check the message size of the queue is greater than the message size
- 5) Check the user has sufficient authority to put messages on the queue

AMQ7787

No file name specified.

Severity

40 : Stop Error

Explanation

No file name specified.

Response

A file name was not specified when issuing a send command. Reissue the command with the FileName option.

AMQ7788

Message length is too small to send data.

Severity

40 : Stop Error

Explanation

Message length is too small to send data.

Response

Increase the message size and resend with a send command, using the -l MessageSize option to specify a larger

message size.

AMQ7789

Sending file has changed.

Severity

40 : Stop Error

Explanation

The file being sent has been changed before the complete file has been sent.

Response

Check the file for integrity and reissue the send command.

AMQ7790

Cannot get from queue <insert_3>

Severity

40 : Stop Error

Explanation

The list, get, delete or extract request has failed.

Response

- 1) Check the queue does have get inhibited
- 2) Check the user has sufficient WebSphere MQ authority to get messages from the queue

AMQ7791

Cannot write to file.

Severity

40 : Stop Error

Explanation

The get or extract request has failed.

Response

- 1) Check that the file is not write-protected. In Windows Explorer, right-click the file name and select Properties. Check the user has sufficient authority to write to the destination file system.
- 2) Check the destination file system exists
- 3) Check the destination file system is not full

AMQ7792

CorrelId is invalid.

Severity

40 : Stop Error

Explanation

CorrelId is invalid.

Response

- 1) Check that a valid correlation ID has been specified when receiving a file with the -c option.
- 2) It must be 48 characters in length.
- 3) Use the -v option of the receive command to display the correlation ID.

AMQ7793

MsgId is invalid.

Severity

40 : Stop Error

Explanation

MsgId is invalid.

Response

- 1) Check that a valid message ID has been specified when receiving an 'other' message with the -u option.
- 2) It must be 48 characters in length.

AMQ7794

No messages to receive.

Severity

40 : Stop Error

Explanation

There are no FTA files on the specified queue.

Response

Check with the sender that the file was actually sent.

AMQ7795

Cannot delete the file because it's not unique.

Severity

40 : Stop Error

Explanation

Cannot delete the file because it's not unique.

Response

None.

AMQ7796

Cannot replace an existing file.

Severity

40 : Stop Error

Explanation

Cannot replace an existing file.

Response

Reissue the command with the -y option.

AMQ7797

Unable to load the WebSphere MQ library.

Severity

40 : Stop Error

Explanation

Unable to load the WebSphere MQ library.

Response

None.

AMQ7798

Unable to locate <insert_3>.

Severity

40 : Stop Error

Explanation

This application requires <insert_3>.

Response

Check that <insert_3> is available and installed correctly.

AMQ7799

Unable to start <insert_3>.

Severity

40 : Stop Error

Explanation

This application cannot start <insert_3>.

Response

Check that <insert_3> is available and installed correctly.

AMQ7800

CorrelId <insert_3>

Severity

0 : Information

Explanation

None.

Response

None.

AMQ7801

Dir <insert_3>

Severity

0 : Information

Explanation

None.

Response

None.

AMQ7802

UserData <insert_3>

Severity

0 : Information

Explanation

None.

Response

None.

AMQ7803

FileName <insert_3>

Severity

0 : Information

Explanation

None.

Response

None.

AMQ7804

Length <insert_3>

Severity

0 : Information

Explanation

None.

Response

None.

AMQ7805

MsgId <insert_3>

Severity

0 : Information

Explanation

None.

Response

None.

AMQ7806

Could not start WebSphere MQ web administration server: <insert_1>.

Severity

0 : Information

Explanation

An unsuccessful attempt was made to start the web administration server on port <insert_1>.

Response

Check the product is installed correctly; the required registry keys and values are correct and the web server port is not already in use. If the problem persists save any generated output files and use either the [WebSphere MQ Support site](#), or the IBM support assistant at <http://www.ibm.com/software/support/isa/>, to see whether a solution is already available. If you are unable to find a match, contact your IBM support center.

AMQ7807

WebSphere MQ web administration server running.

Severity

0 : Information

Explanation

WebSphere MQ web administration server running. Listening on port <insert_4>, root directory is <insert_5>.

Response

No action is required.

AMQ7808

Internal run-time error in WebSphere MQ web administration: <insert_4>.

Severity

0 : Information

Explanation

WebSphere MQ web administration had the following internal run-time error: <insert_4>.

Response

Check that: the product is installed correctly and that the required registry keys and values are correct. If the problem persists save any generated output files and use either the [WebSphere MQ Support site](#), or the IBM support assistant at <http://www.ibm.com/software/support/isa/>, to see whether a solution is already available. If you are unable to find a match, contact your IBM support center.

AMQ7809

WebSphere MQ Publish/Subscribe web administration user limit reached.

Severity

10 : Warning

Explanation

The maximum number of concurrent web administration users has been reached (<insert_4>).

Response

Use the 'Web Administration Server' properties page in the Microsoft Management Console to increase the value of the web administration 'MaxClients' parameter.

AMQ7810 (Windows)

Failed to create class, reason code: <insert_1>.

Severity

20 : Error

Explanation

While trying to create class *<insert_3>* on *<insert_4>* error code *<insert_1>* was encountered. The associated error message generated by the operating system is: *<insert_5>*

Response

Check the system documentation to determine the course of action required to rectify the problem.

AMQ7880 (Windows)

Error code *<insert_1>* starting *<insert_4>/<insert_3>* WebSphere MQ service.

Severity

0 : Information

Explanation

The service was unable to start *<insert_4>/<insert_3>*. The error message reported was as follows: *<insert_5>*

Response

Use WebSphere MQ Explorer to investigate why the service could not begin. If recovery for this service is active, MQ will attempt to recover.

AMQ7881 (Windows)

Unable to stop *<insert_4>/<insert_3>* WebSphere MQ service, return code *<insert_1>*.

Severity

10 : Warning

Explanation

The WebSphere MQ service was unable to stop *<insert_4>/<insert_3>*. The error message reported was as follows: *<insert_5>*

Response

Use WebSphere MQ Explorer to investigate why the service could not be stopped.

AMQ7882 (Windows)

Attempting to recover *<insert_4>/<insert_3>* WebSphere MQ service.

Severity

0 : Information

Explanation

The WebSphere MQ service has detected that *<insert_4>/<insert_3>* has failed, and is attempting to restart it.

Response

No Action Required.

AMQ7883 (Windows)

<insert_4>/<insert_3> WebSphere MQ service started from recovery.

Severity

0 : Information

Explanation

The WebSphere MQ service has successfully recovered *<insert_4>/<insert_3>*.

Response

No Action Required.

AMQ7884 (Windows)

Unable to recover *<insert_4>/<insert_3>* WebSphere MQ service.

Severity

10 : Warning

Explanation

The WebSphere MQ service has attempted to recover *<insert_4>/<insert_3>*, but all attempts have failed. There will be no more attempts to recover this service.

Response

Use WebSphere MQ Explorer to investigate why the service failed and could not be restarted.

AMQ7885 (Windows)

Unable to delete queue manager *<insert_4>*, error *<insert_1>*.

Severity

10 : Warning

Explanation

An attempt to delete queue manager *<insert_4>* failed. WebSphere MQ returned error code *<insert_1>*: *<insert_5>*

Response

Ensure that the queue manager name has been specified correctly, and try again.

AMQ7886 (Windows)

Unable to create queue manager *<insert_4>*.

Severity

10 : Warning

Explanation

Queue manager *<insert_4>* could not be created. WebSphere MQ returned error *<insert_1>*: *<insert_5>*

Response

Check the error and application event logs to investigate the reason for the the returned error and suggested responses to take to rectify the fault. If the problem cannot be resolved then use the standard facilities supplied with your system to record the problem identifier and save the generated output files, and then use either the [WebSphere MQ Support site](#), or the IBM support assistant at <http://www.ibm.com/software/support/isa/>, to see whether a solution is already available. If you are unable to find a match, contact your IBM support center. Do not discard these files until the problem has been resolved.

AMQ7890 (Windows)

Unable to open mapped file containing WebSphere MQ performance data.

Severity

20 : Error

Explanation

The WebSphere MQ extensible counter dll was unable to open a mapped file used to collect queue performance data. Your system may be running short on virtual memory.

Response

No action required. Performance statistics for MQ queues will not be displayed.

AMQ7891 (Windows)

Unable to create a mutex to access WebSphere MQ performance data.

Severity

20 : Error

Explanation

The WebSphere MQ extensible counter dll was unable to create a mutex required to synchronise collection of queue performance data

Response

No action required. Performance statistics for MQ queues will not be displayed.

AMQ7892 (Windows)

Unable to map to shared memory file containing WebSphere MQ performance data.

Severity

20 : Error

Explanation

The WebSphere MQ extensible counter dll was unable to map the shared memory file required for collection of queue performance data.

Response

No action required. Performance statistics for MQ queues will not be displayed.

AMQ7893 (Windows)

Unable to open "Performance" key for WebSphere MQ services. Status code: *<insert_1>*.

Severity

20 : Error

Explanation

The WebSphere MQ extensible counter dll was unable to obtain performance counter values from the "Performance" key for WebSphere MQ services. Status code is the return value from the Windows registry call RegOpenKeyEx.

Response

No action required. Performance statistics for MQ queues will not be displayed.

AMQ7894 (Windows)

Unable to read the "Performance\First Counter" value for WebSphere MQ services. Status code: *<insert_1>*.

Severity

20 : Error

Explanation

The WebSphere MQ extensible counter dll was unable to obtain performance counter values from the "Performance\First Counter" key for WebSphere MQ services. Status code is the return value from the Windows registry call RegOpenKeyEx.

Response

No action required. Performance statistics for MQ queues will not be displayed.

AMQ7895 (Windows)

Unable to read the "Performance\First Help" value for WebSphere MQ services. Status code: *<insert_1>*.

Severity

20 : Error

Explanation

The WebSphere MQ extensible counter dll was unable to obtain performance counter values from the "Performance\First Help" key for WebSphere MQ services. Status code is the return value from the Windows registry call RegOpenKeyEx.

Response

No action required. Performance statistics for MQ queues will not be displayed.

AMQ7901

The data-conversion exit *<insert_3>* has not loaded.

Severity

30 : Severe error

Explanation

The data-conversion exit program, *<insert_3>*, failed to load. The internal function gave exception *<insert_4>*.

Response

Use the standard facilities supplied with your system to record the problem identifier and to save any generated output files. Use either the [WebSphere MQ Support site](#), or the IBM support assistant at <http://www.ibm.com/software/support/isa/>, to see whether a solution is already available. If you are unable to find a match, contact your IBM support center. Do not discard these files until the problem has been resolved.

AMQ7903

The data-conversion exit *<insert_3>* cannot be found.

Severity

30 : Severe error

Explanation

Message data conversion has been requested for a WebSphere MQ message with a user-defined format, but the necessary data-conversion exit program, *<insert_3>*, cannot be found. The internal function gave exception *<insert_4>*.

Response

Check that the necessary data-conversion exit *<insert_3>* exists.

AMQ7904

The data-conversion exit *<insert_3>* cannot be found, or loaded.

Severity

30 : Severe error

Explanation

Message data conversion was requested for a WebSphere MQ message with a user-defined format, but the necessary data conversion exit program, *<insert_3>*, was not found, or loaded. The *<insert_4>* function call gave a return code of *<insert_1>*.

Response

Check that the necessary data conversion exit routine exists in one of the standard directories for dynamically loaded modules. If necessary, inspect the generated output to examine the message descriptor (MQMD structure) of the MQ message for the conversion which was requested. This may help you to determine where the message originated.

AMQ7905

Unexpected exception *<insert_4>* in data-conversion exit.

Severity

30 : Severe error

Explanation

The data-conversion exit program, *<insert_3>*, ended with an unexpected exception *<insert_4>*. The message has not been converted.

Response

Use the standard facilities supplied with your system to record the problem identifier and to save any generated output files. Use either the [WebSphere MQ Support site](#), or the IBM support assistant at <http://www.ibm.com/software/support/isa/>, to see whether a solution is already available. If you are unable to find a match, contact your IBM support center. Do not discard these files until the problem has been resolved.

AMQ7907

Unexpected exception in data-conversion exit.

Severity

30 : Severe error

Explanation

The data-conversion exit routine, *<insert_3>*, ended with an unexpected exception. The message has not been converted.

Response

Correct the error in the data-conversion exit routine.

AMQ7908 (Windows)

Display active directory CRL server details.

Severity

0 : Information

Explanation

Display active directory CRL server details.

Response

None.

AMQ7909 (Windows)

There are no active directory CRL server details to display.

Severity

0 : Information

Explanation

No active directory CRL server definitions could be found.

Response

None.

AMQ7910 (Windows)

Usage: setmqscp [-a [-m QmgrName | *] | -r [-m QmgrName | *] | -d]

Severity

0 : Information

AMQ7911 (Windows)

The default Active Directory could not be located on your domain.

Severity

20 : Error

Explanation

No domain controllers with Active Directories could be found on the domain that your computer is a member of.

Response

Active Directory support for MQ client connections cannot be used without a default Active Directory available on your domain.

AMQ7912 (Windows)

The Active Directory support library failed to initialize.

Severity

20 : Error

Explanation

WebSphere MQ support libraries for Active Directory client connections could not be initialized.

Response

Check that the Active Directory client pre-requisite software has been installed on your machine before attempting to use this feature.

AMQ7913 (Windows)

The WebSphere MQ Active Directory container could not be created.

Severity

20 : Error

Explanation

WebSphere MQ has failed to create an IBM-MQClientConnections container as a child of your domain's system container in the Active Directory.

Response

Ensure that you have permission to create sub-containers of the system container, and modify the otherWellKnownObjects property of the system container.

AMQ7914 (Windows)

Migration of the client connection table for Queue Manager <insert_3> failed with reason code <insert_1><insert_4>.

Severity

10 : Warning

Explanation

The client connection table for this Queue Manager could not be migrated at this time.

Response

Ensure that the client connection table exists and is not corrupted, and that you have authority to create new objects in the Active Directory on your domain.

AMQ7915 (Windows)

Created service connection point for connection <insert_3>.

Severity

0 : Information

Explanation

The service connection point was successfully created for this client connection.

Response

None.

AMQ7916 (Windows)

The Active Directory channel definition table could not be opened.

Severity

20 : Error

Explanation

The IBM-MQClientConnections Active Directory container could not be located in the Global Catalog.

Response

Ensure that setmqscp has been used to create the container object and that you have permission to read the container and its child objects.

AMQ7917 (Windows)

Display active directory channel details.

Severity

0 : Information

Explanation

Display active directory channel details.

Response

None.

AMQ7918 (Windows)

The WebSphere MQ Active Directory container could not be deleted.

Severity

20 : Error

Explanation

There was a problem when attempting to delete the MQ Active Directory container. The container must be empty before it can be deleted from the directory.

Response

None.

AMQ7919 (Windows)

There are no active directory client channel details to display.

Severity

0 : Information

Explanation

No active directory client channel definitions could be found.

Response

None.

AMQ7920 (Windows)

Usage: setmqcrl [-m QmgrName] [-a] [-d] [-r]

Severity

0 : Information

AMQ7921

An incorrect eye-catcher field in an MQDXP structure has been detected.

Severity

30 : Severe error

Explanation

The MQDXP structure passed to the Internal Formats Conversion routine contains an incorrect eye-catcher field.

Response

Use the standard facilities supplied with your system to record the problem identifier and to save any generated output files. Use either the [WebSphere MQ Support site](http://www.ibm.com/software/support/isa/), or the IBM support assistant at <http://www.ibm.com/software/support/isa/>, to see whether a solution is already available. If you are unable to find a match, contact your IBM support center. Do not discard these files until the problem has been resolved.

AMQ7922

A PCF message is incomplete.

Severity

30 : Severe error

Explanation

Message data conversion cannot convert a message in Programmable Command Format (PCF) because the message is only *<insert_1>* bytes long and does not contain a PCF header. The message has either been truncated, or it contains data that is not valid.

Response

Use the standard facilities supplied with your system to record the problem identifier, and to save the generated output files. Do not discard these files until the problem has been resolved. Use the file containing the Message Descriptor of the message to determine the source of the message and to see how data that is not valid became included in the message.

AMQ7923

A message had an unrecognized integer encoding - *<insert_1>*.

Severity

30 : Severe error

Explanation

Message data conversion cannot convert a message because the integer encoding value of the message, *<insert_1>*, was not recognized.

Response

Use the standard facilities supplied with your system to record the problem identifier, and to save the generated output files. Do not discard these files until the problem has been resolved. Use the file containing the Message Descriptor of the message to determine the source of the message and to see how data that is not valid became included in the message.

AMQ7924

Bad length in the PCF header (length = *<insert_1>*).

Severity

30 : Severe error

Explanation

Message data conversion cannot convert a message in Programmable Command Format (PCF) because the PCF header structure contains an incorrect length field. Either the message has been truncated, or it contains data that is not valid.

Response

Use the standard facilities supplied with your system to record the problem identifier, and to save the generated output files. Do not discard these files until the problem has been resolved. Use the file containing the Message Descriptor of the message to determine the source of the message and to see how data that is not valid became included in the message.

AMQ7925

Message version *<insert_1>* is not supported.

Severity

30 : Severe error

Explanation

Message data conversion cannot convert a message because the Version field of the message contains an incorrect value.

Response

Use the standard facilities supplied with your system to record the problem identifier, and to save the generated output files. Do not discard these files until the problem has been resolved. Use the file containing the Message Descriptor of the message to determine the source of the message and to see how data that is not valid became

included in the message.

AMQ7926

A PCF message has an incorrect parameter count value *<insert_1>*.

Severity

30 : Severe error

Explanation

Message data conversion cannot convert a message in Programmable Command Format (PCF) because the parameter count field of the PCF header is incorrect.

Response

Use the standard facilities supplied with your system to record the problem identifier, and to save the generated output files. Do not discard these files until the problem has been resolved. Use the file containing the Message Descriptor of the message to determine the source of the message and to see how data that is not valid became included in the message.

AMQ7927

Bad type in PCF structure number *<insert_1>* (type = *<insert_2>*).

Severity

30 : Severe error

Explanation

A Programmable Command Format (PCF) structure passed to the Internal Formats Converter contained an incorrect type field.

Response

Use the standard facilities supplied with your system to record the problem identifier, and to save the generated output files. Do not discard these files until the problem has been resolved. Use the file containing the Message Descriptor of the message to determine the source of the message and to see how data that is not valid became included in the message.

AMQ7928

Bad length in PCF structure number *<insert_1>* (length = *<insert_2>*).

Severity

30 : Severe error

Explanation

A Programmable Command Format (PCF) structure passed to the Internal Formats Converter contained an incorrect length field.

Response

Use the standard facilities supplied with your system to record the problem identifier, and to save the generated output files. Do not discard these files until the problem has been resolved. Use the file containing the Message Descriptor of the message to determine the source of the message and to see how data that is not valid became included in the message.

AMQ7929

A PCF structure is incomplete.

Severity

30 : Severe error

Explanation

Message data conversion cannot convert a message in Programmable Command Format (PCF) because structure number *<insert_1>*, of Type value *<insert_2>*, within the message is incomplete. The message has either been truncated, or it contains data that is not valid.

Response

Use the standard facilities supplied with your system to record the problem identifier, and to save the generated output files. Do not discard these files until the problem has been resolved. Use the file containing the Message Descriptor of the message to determine the source of the message and to see how data that is not valid became included in the message.

AMQ7930

Bad CCSID in PCF structure number *<insert_1>* (CCSID = *<insert_2>*).

Severity

30 : Severe error

Explanation

A Programmable Command Format (PCF) structure passed to the Internal Formats Converter contains an incorrect CCSID.

Response

Use the standard facilities supplied with your system to record the problem identifier, and to save the generated output files. Do not discard these files until the problem has been resolved. Use the file containing the Message Descriptor of the message to determine the source of the message and to see how data that is not valid became included in the message.

AMQ7931

Bad length in PCF structure number *<insert_1>* (length = *<insert_2>*).

Severity

30 : Severe error

Explanation

Message data conversion cannot convert a message in Programmable Command Format (PCF) because one of the structures of the message contains an incorrect length field.

Response

Use the standard facilities supplied with your system to record the problem identifier, and to save the generated output files. Do not discard these files until the problem has been resolved. Use the file containing the Message Descriptor of the message to determine the source of the message and to see how data that is not valid became included in the message.

AMQ7932

Bad count in PCF structure number *<insert_1>* (count = *<insert_2>*).

Severity

30 : Severe error

Explanation

Message data conversion cannot convert a message in Programmable Command Format (PCF) because a StringList structure of the message contains an incorrect count field.

Response

Use the standard facilities supplied with your system to record the problem identifier, and to save the generated output files. Do not discard these files until the problem has been resolved. Use the file containing the Message Descriptor, the headers of the message, and the incorrect structure to determine the source of the message, and to see how data that is not valid became included in the message.

AMQ7933

Bad string length in PCF structure.

Severity

30 : Severe error

Explanation

Message data conversion cannot convert a message in Programmable Command Format (PCF) because structure number *<insert_1>* of the message contains an incorrect string length value *<insert_2>*.

Response

Use the standard facilities supplied with your system to record the problem identifier, and to save the generated output files. Do not discard these files until the problem has been resolved. Use the file containing the Message Descriptor, the headers of the message, and the incorrect structure to determine the source of the message and to see how data that is not valid became included in the message.

AMQ7934

Wrong combination of MQCCSI_DEFAULT with MQCCSI_EMBEDDED or MQEPH_CCSID_EMBEDDED.

Severity

30 : Severe error

Explanation

Message data conversion could not convert a message in Programmable Command Format (PCF) because structure *<insert_1>* of the message contained a CodedCharSetId field of MQCCSI_DEFAULT while the message

itself had a CodedCharSetId of MQCCSI_EMBEDDED, or the Flags field of the MQEPH structure containing the PCF specified flag MQEPH_CCSID_EMBEDDED. These are incorrect combinations.

Response

Use the standard facilities supplied with your system to record the problem identifier, and to save the generated output files. Do not discard these files until the problem has been resolved. Use the file containing the Message Descriptor, the headers of the message and the incorrect structure to determine the source of the message and to see how data that is not valid became included in the message.

AMQ7935

Bad CCSID in message header (CCSID = *<insert_1>*).

Severity

30 : Severe error

Explanation

Message data conversion could not convert a message because the Message Descriptor of the message contained an incorrect CodedCharSetId field.

Response

Use the standard facilities supplied with your system to record the problem identifier, and to save the generated output files. Do not discard these files until the problem has been resolved. Use the file containing the Message Descriptor of the message to determine the source of the message and to see how data that is not valid became included in the message.

AMQ7936

The file *<insert_3>* already exists.

Severity

30 : Severe error

Explanation

The output file already exists, but REPLACE has not been specified.

Response

Specify REPLACE to over-write the existing file, or select a different output file name.

AMQ7937

Structure length *<insert_1>* in MQFMT_IMS_VAR_STRING format message is not valid.

Severity

30 : Severe error

Explanation

This error is detected when attempting data conversion. The valid range for the length is 4 (with no string data) to 32767. The message is returned unconverted with a reason code of MQRC_CONVERTED_STRING_TOO_BIG.

Response

Check the content of the message before data conversion and correct the message format. When converting data using two or more bytes per character, remember that the number of bytes in each character can change during data conversion. This causes the message lengths to change.

AMQ7943

Usage: crtmqcvx SourceFile TargetFile

Severity

0 : Information

Explanation

None.

Response

None.

AMQ7953

One structure has been parsed.

Severity

0 : Information

Explanation

The crtmqcvx command has parsed one structure.

Response

None.

AMQ7954

<insert_1> structures have been parsed.

Severity

0 : Information

Explanation

The crtmqcvx command has parsed <insert_1> structures.

Response

None.

AMQ7955

Unexpected field: <insert_1>.

Severity

0 : Information

Explanation

The field within the structure is of a type that is not recognized.

Response

Correct the field and retry the command.

AMQ7956

Bad array dimension.

Severity

0 : Information

Explanation

An array field of the structure has an incorrect dimension value.

Response

Correct the field and retry the command.

AMQ7957

Warning at line <insert_1>.

Severity

20 : Error

Explanation

The structure contains another field after a variable length field. A variable length field must be the last field of the structure.

Response

Correct the structure and retry the command.

AMQ7958

Error at line <insert_1> in field <insert_3>.

Severity

30 : Severe error

Explanation

Field name <insert_3> is a field of type 'float'. Fields of type float are not supported by this command.

Response

Either correct the structure to eliminate fields of type float, or write your own routine to support conversion of these fields.

AMQ7959

Error at line <insert_1> in field <insert_3>.

Severity

30 : Severe error

Explanation

Field name *<insert_3>* is a field of type 'double'. Fields of type double are not supported by this command.

Response

Either correct the structure to eliminate fields of type double, or write your own routine to support conversion of these fields.

AMQ7960

Error at line *<insert_1>* in field *<insert_3>*.

Severity

30 : Severe error

Explanation

Field name *<insert_3>* is a 'pointer' field. Fields of type pointer are not supported by this command.

Response

Either correct the structure to eliminate fields of type pointer, or write your own routine to support conversion of these fields.

AMQ7961

Error at line *<insert_1>* in field *<insert_3>*.

Severity

30 : Severe error

Explanation

Field name *<insert_3>* is a 'bit' field. Bit fields are not supported by this command.

Response

Either correct the structure to eliminate bit fields, or write your own routine to support conversion of these fields.

AMQ7962

No input file specified.

Severity

30 : Severe error

Explanation

This command requires that an input file is specified.

Response

Specify the name of the input file and retry the command.

AMQ7963

No output file specified.

Severity

30 : Severe error

Explanation

This command requires that an output file name is specified.

Response

Specify the name of the output file and retry the command.

AMQ7964

Unexpected option *<insert_3>*.

Severity

30 : Severe error

Explanation

The option specified is not valid for this command.

Response

Retry the command with a valid option.

AMQ7965

Incorrect number of arguments.

Severity

30 : Severe error

Explanation

The command was passed an incorrect number of arguments.

Response

Retry the command, passing it the correct number of arguments.

AMQ7968

Cannot open file *<insert_3>*.

Severity

30 : Severe error

Explanation

You cannot open the file *<insert_3>*.

Response

Check that you have the correct authorization to the file and retry the command.

AMQ7969

Syntax error.

Severity

30 : Severe error

Explanation

This line of the input file contains a language syntax error.

Response

Correct the syntax error and retry the command.

AMQ7970

Syntax error on line *<insert_1>*.

Severity

30 : Severe error

Explanation

This message identifies where, in the input file, a previously reported error was detected.

Response

Correct the error and retry the command.

AMQ7985 (Windows)

The WebSphere MQ Active Directory container already exists.

Severity

0 : Information

Explanation

The IBM-MQClientConnections Active Directory container already exists and does not need to be recreated.

Response

None.

AMQ7986 (Windows)

The WebSphere MQ Active Directory container was successfully created.

Severity

0 : Information

Explanation

The IBM-MQClientConnections Active Directory container was successfully created.

Response

None.

AMQ7987 (Windows)

Removed service connection point for connection <insert_3>.

Severity

0 : Information

Explanation

The service connection point was successfully removed for this client connection.

Response

None.

AMQ7988 (Windows)

Failure removing service connection point for connection <insert_3>.

Severity

10 : Warning

Explanation

The service connection point could not be removed for this client connection.

Response

None.

AMQ7989 (Windows)

The WebSphere MQ Active Directory container was removed successfully.

Severity

0 : Information

Explanation

The IBM-MQClientConnections Active Directory container was removed successfully.

Response

None.

AMQ7990 (Windows)

The WebSphere MQ Active Directory container does not exist.

Severity

0 : Information

Explanation

The IBM-MQClientConnections Active Directory container does not exist.

Response

None.

AMQ7A01 (i5/OS)

Convert MQ Data Type

AMQ7A02 (i5/OS)

Display MQ Version

AMQ7A03 (i5/OS)

Create MQ Listener

AMQ7A04 (i5/OS)

Listener name

AMQ7A05 (i5/OS)

Listener control

AMQ7A06 (i5/OS)

Listener backlog

AMQ7A07 (i5/OS)

Change MQ Listener

AMQ7A08 (i5/OS)

Copy MQ Listener

AMQ7A09 (i5/OS)

From Listener

AMQ7A0A (i5/OS)

To Listener

AMQ7A0B (i5/OS)

Display MQ Listener

AMQ7A0C (i5/OS)

Delete MQ Listener

AMQ7A0D (i5/OS)

LSRNAME not allowed with PORT

Severity

40 : Stop Error

Explanation

A listener object can not be specified with a port.

Response

Specify either a listener object or a port number.

AMQ7A0E (i5/OS)

LSRNAME not allowed with IPADDR

Severity

40 : Stop Error

Explanation

A listener object can not be specified with an IP address.

Response

Specify either a listener object or an IP address.

AMQ7A0F (i5/OS)

Work with MQ Listener object

AMQ7A10 (i5/OS)

Create MQ Service

AMQ7A11 (i5/OS)

Change MQ Service

AMQ7A12 (i5/OS)

Copy MQ Service

AMQ7A13 (i5/OS)

Service name

AMQ7A14 (i5/OS)

Start program

AMQ7A15 (i5/OS)

Start program arguments

AMQ7A16 (i5/OS)

End program

AMQ7A17 (i5/OS)

End program arguments

AMQ7A18 (i5/OS)

Standard output

AMQ7A19 (i5/OS)

Standard error

AMQ7A1A (i5/OS)

Service type

AMQ7A1B (i5/OS)

Service control

AMQ7A1C (i5/OS)

From Service

AMQ7A1D (i5/OS)

To Service

AMQ7A1E (i5/OS)

Display MQ Service

AMQ7A1F (i5/OS)

Permit Standby Queue Manager

AMQ7A20 (i5/OS)

Delete MQ Service

AMQ7A21 (i5/OS)

Work with MQ Service object

AMQ7A23 (i5/OS)

Start MQ Service

AMQ7A24 (i5/OS)

End MQ Service

AMQ7A25 (i5/OS)

Channel initiator control

AMQ7A26 (i5/OS)

Command server control

AMQ7A27 (i5/OS)

Display Queue Manager Status

AMQ7A28 (i5/OS)

Display Listener Status

AMQ7A29 (i5/OS)

Display Service Status

AMQ7A2A (i5/OS)

LSRNAME not allowed with OPTION

Severity

40 : Stop Error

Explanation

A listener object can not be specified with an end option.

Response

Specify either a listener object or an end option.

AMQ7A2B (i5/OS)

Service startup

AMQ7A2C (i5/OS)

Work with Connection Handles

AMQ7A2D (i5/OS)

Connection Identifier

AMQ7A2E (i5/OS)

End Queue Manager Connection

AMQ7A2F (i5/OS)

Work with MQ Connections

AMQ7A30 (i5/OS)

Header Compression

AMQ7A31 (i5/OS)

Message Compression

AMQ7A32 (i5/OS)

Message compression *ANY not valid for channel type.

Severity

30 : Severe error

Explanation

The message compression value *ANY is only valid for *RCVR, *RQSTR and *SVRCN channel types.

Response

Specify a valid message compression list.

AMQ7A33 (i5/OS)

Channel Monitoring

AMQ7A34 (i5/OS)

Channel Statistics

AMQ7A35 (i5/OS)

Cluster Workload Rank

AMQ7A36 (i5/OS)

Cluster Workload Priority

AMQ7A37 (i5/OS)

Cluster Channel Weight

AMQ7A38 (i5/OS)

Cluster workload channels

AMQ7A39 (i5/OS)

Cluster workload queue use

AMQ7A3A (i5/OS)

Queue Monitoring

AMQ7A3B (i5/OS)

Queue Manager Statistics

AMQ7A3C (i5/OS)

Cluster Sender Monitoring

AMQ7A3D (i5/OS)

Queue Statistics

AMQ7A3E (i5/OS)

Cluster Sender Statistics

AMQ7A3F (i5/OS)

Statistics Interval

AMQ7A40 (i5/OS)

Display MQ Route Information

AMQ7A41 (i5/OS)

Correlation Identifier

AMQ7A42 (i5/OS)

Message Persistence

AMQ7A43 (i5/OS)

Message Priority

AMQ7A44 (i5/OS)

Report Option

AMQ7A45 (i5/OS)

Reply Queue

AMQ7A46 (i5/OS)

Reply Queue Manager

AMQ7A47 (i5/OS)

Message Expiry

AMQ7A48 (i5/OS)

Pass Expiry

AMQ7A49 (i5/OS)

Route Accumulation

AMQ7A4A (i5/OS)

Reply Message

AMQ7A4B (i5/OS)

Deliver Message

AMQ7A4C (i5/OS)

Forward Message

AMQ7A4D (i5/OS)

Maximum Activities

AMQ7A4E (i5/OS)

Route Detail

AMQ7A4F (i5/OS)

Browse Only

AMQ7A50 (i5/OS)

Display Message

AMQ7A51 (i5/OS)

Target Queue Manager

AMQ7A52 (i5/OS)

Display Information

AMQ7A53 (i5/OS)

Wait Time

AMQ7A54 (i5/OS)

RTEINF(*YES) required for RPLYMSG(*YES).

Severity

30 : Severe error

Explanation

RPLYMSG(*YES) can not be specified without RTEINF(*YES).

Response

If RPLYMSG(*YES) is specified then RTEINF(*YES) must also be specified.

AMQ7A55 (i5/OS)

RPLYQ required for RPLYMQM.

Severity

30 : Severe error

Explanation

RPLYMQM can not be specified without RPLYQ.

Response

If RPLYMQM is specified then RPLYQ must also be specified.

AMQ7A56 (i5/OS)

CRRLLID specified with invalid parameters.

Severity

30 : Severe error

Explanation

The CRRLID parameter was specified with one or more of MSGPST, MSGPRTY, OPTION, RPLYQ, RPLYMQM, EXPIRY, EXPRPT, RTEINF RPLYMSG, DLVRMSG, FWDMSG, MAXACTS, DETAIL and BIND which are invalid with CRRLID.

Response

Specify only those parameters which are valid with CRRLID.

AMQ7A57 (i5/OS)

DSPMSG(*NO) specified with invalid parameters.

Severity

30 : Severe error

Explanation

DSPMSG(*NO) was specified with one or more of BROWSE, DSPINF and WAIT which are invalid with DSPMSG(*NO).

Response

Specify only those parameters which are valid with DSPMSG(*NO).

AMQ7A58 (i5/OS)

RPLYQ required for DSPMSG(*NO) and RPLYMSG(*YES).

Severity

30 : Severe error

Explanation

DSPMSG(*NO) and RPLYMSG(*YES) can not be specified without RPLYQ.

Response

If DSPMSG(*NO) and RPLYMSG(*YES) are specified than RPLYQ must also be specified.

AMQ7A59 (i5/OS)

RPLYQ required for DSPMSG(*NO) and OPTION not *NONE.

Severity

30 : Severe error

Explanation

DSPMSG(*NO) and OPTION not *NONE can not be specified without RPLYQ.

Response

If DSPMSG(*NO) and OPTION not *NONE are specified than RPLYQ must also be specified.

AMQ7A5A (i5/OS)

Run WebSphere MQ Commands

AMQ7A5B (i5/OS)

Non Persistent Message Class

AMQ7A5C (i5/OS)

NPMCLASS not allowed with queue type *ALS or *RMT.

Severity

40 : Stop Error

Explanation

The NPMCLASS parameter may not be specified for a queue of type *ALS or *RMT.

Response

Remove the NPMCLASS parameter from the command or, if the command is CRTMQMQ, specify a different value for QTYPE. Then try the command again.

AMQ7A5D (i5/OS)

MONQ not allowed with queue type *ALS or *RMT.

Severity

40 : Stop Error

Explanation

The MONQ parameter may not be specified for a queue of type *ALS or *RMT.

Response

Remove the MONQ parameter from the command or, if the command is CRTMQMQ, specify a different value for QTYPE. Then try the command again.

AMQ7A5E (i5/OS)

STATQ not allowed with queue type *ALS or *RMT.

Severity

40 : Stop Error

Explanation

The STATQ parameter may not be specified for a queue of type *ALS or *RMT.

Response

Remove the STATQ parameter from the command or, if the command is CRTMQMQ, specify a different value for QTYPE. Then try the command again.

AMQ7A5F (i5/OS)

ACCTQ not allowed with queue type *ALS or *RMT.

Severity

40 : Stop Error

Explanation

The ACCTQ parameter may not be specified for a queue of type *ALS or *RMT.

Response

Remove the ACCTQ parameter from the command or, if the command is CRTMQMQ, specify a different value for QTYPE. Then try the command again.

AMQ7A60 (i5/OS)

All queue managers have been quiesced.

Severity

0 : Information

Explanation

All queue managers have been successfully quiesced.

Response

None.

AMQ7A61 (i5/OS)

MQMNAME not valid for TRCEARLY(*YES).

Severity

40 : Stop Error

Explanation

The MQMNAME parameter may only be specified for TRCEARLY(*NO). TRCEARLY(*YES) applies to all queue managers.

Response

If TRCEARLY(*YES) is required remove MQMNAME from the command.

AMQ7A62 (i5/OS)

MQMNAME not valid for SET(*END).

Severity

40 : Stop Error

Explanation

The MQMNAME parameter may only be specified for SET(*ON) or SET(*OFF). SET(*END) applies to all queue managers.

Response

If SET(*END) is required remove MQMNAME from the command.

AMQ7A63 (i5/OS)

Bind Option

AMQ7A64 (i5/OS)

TGTMQMNAME only valid for channel type *CLTCN.

Severity

40 : Stop Error

Explanation

The TGTMQMNAME parameter may only be specified with channel type *CLTCN.

Response

Remove the TGTMQMNAME parameter from the command or, if the command is CRTMQMCHL, specify a different value for CHLTYPE. Then try the command again.

AMQ7A65 (i5/OS)

Invalid value specified for JOB parameter.

Severity

40 : Stop Error

Explanation

A value for the JOB parameter has been specified however the format of the parameter is incorrect. The value of this parameter can be one of the following formats:

generic-jobname

Job-name/User/Number

Job-name/User/Number/thread-identifier.

Note that the thread-identifier cannot be specified without a fully qualified jobname.

Response

Specify a value in one of the acceptable formats and then try the command again. If you are prompting this command, you must enter characters in the job name field first to clear an invalid value specified elsewhere in the parameter entry.

AMQ7A66 (i5/OS)

Data Directory Prefix

AMQ7A67 (i5/OS)

IPC Directory Prefix

AMQ7A68 (i5/OS)

Allow Switchover

AMQ7A69 (i5/OS)

ASP device

AMQ7B00 (i5/OS)

MQI Accounting

AMQ7B01 (i5/OS)

Input file

AMQ7B02 (i5/OS)

Queue Accounting

AMQ7B03 (i5/OS)

Member containing input

AMQ7B04 (i5/OS)

Accounting Interval

AMQ7B05 (i5/OS)

Accounting Override

AMQ7B06 (i5/OS)

Trace data size

AMQ7B07 (i5/OS)

Perform replay only

AMQ7B08 (i5/OS)

Activate backup

AMQ7B09 (i5/OS)

No connection handles to display

AMQ7B0A (i5/OS)

Trace Route Recording

AMQ7B0B (i5/OS)

Activity Recording

AMQ7B0C (i5/OS)

No queue manager connections to display

AMQ7B0D (i5/OS)

No listener objects to display

AMQ7B0E (i5/OS)

No service objects to display

AMQ7B0F (i5/OS)

CLWLRANK not allowed with queue type *MDL.

Severity

40 : Stop Error

Explanation

The CLWLRANK parameter may not be specified for a queue of type *MDL.

Response

Remove the CLWLRANK parameter from the command or, if the command is CRTMQMQ, specify a different value for QTYPE. Then try the command again.

AMQ7B10 (i5/OS)

CLWLPRTY not allowed with queue type *MDL.

Severity

40 : Stop Error

Explanation

The CLWLPRTY parameter may not be specified for a queue of type *MDL.

Response

Remove the CLWLPRTY parameter from the command or, if the command is CRTMQMQ, specify a different value for QTYPE. Then try the command again.

AMQ7B11 (i5/OS)

LSRNAME not allowed with BACKLOG

Severity

40 : Stop Error

Explanation

A listener object can not be specified with a listener backlog.

Response

Specify either a listener object or a listener backlog.

AMQ7B12 (i5/OS)

MONCHL not valid for channel type *CLTCN.

Severity

40 : Stop Error

Explanation

The MONCHL parameter may not be specified with channel type *CLTCN.

Response

Remove the MONCHL parameter from the command or, if the command is CRTMQMCHL, specify a different value for CHLTYPE. Then try the command again.

AMQ7B13 (i5/OS)

STATCHL not valid for channel types *CLTCN and *SVRCN

Severity

40 : Stop Error

Explanation

The STATCHL parameter is valid only with channel type *SDR, *SVR, *RCVR, *RQSTR, *CLUSSDR or *CLUSRCVR.

Response

Remove the STATCHL parameter from the command or, if the command is CRTMQMCHL, specify a different value for CHLTYPE. Then try the command again.

AMQ7B14 (i5/OS)

CLWLRANK only valid for channel types *CLUSSDR and *CLUSRCVR.

Severity

40 : Stop Error

Explanation

The CLWLRANK parameter may only be specified with channel types *CLUSSDR or *CLUSRCVR.

Response

Remove the CLWLRANK parameter from the command or, if the command is CRTMQMCHL, specify a different value for CHLTYPE. Then try the command again.

AMQ7B15 (i5/OS)

CLWLPRTY only valid for channel types *CLUSSDR and *CLUSRCVR.

Severity

40 : Stop Error

Explanation

The CLWLPRTY parameter may only be specified with channel types *CLUSSDR or *CLUSRCVR.

Response

Remove the CLWLPRTY parameter from the command or, if the command is CRTMQMCHL, specify a different value for CHLTYPE. Then try the command again.

AMQ7B16 (i5/OS)

CLWLWGHT only valid for channel types *CLUSSDR and *CLUSRCVR.

Severity

40 : Stop Error

Explanation

The CLWLWGHT parameter may only be specified with channel types *CLUSSDR or *CLUSRCVR.

Response

Remove the CLWLWGHT parameter from the command or, if the command is CRTMQMCHL, specify a different value for CHLTYPE. Then try the command again.

AMQ7B17 (i5/OS)

CLWLUSEQ only allowed with queue type *LCL.

Severity

40 : Stop Error

Explanation

The CLWLUSEQ parameter may only be specified for a queue of type *LCL.

Response

Remove the CLWLUSEQ parameter from the command or, if the command is CRTMQMQ, specify a value of *LCL for QTYPE. Then try the command again.

AMQ7B18 (i5/OS)

MCAUSRID not valid for channel type *CLTCN.

Severity

40 : Stop Error

Explanation

The MCAUSRID parameter may not be specified with channel type *CLTCN.

Response

Remove the MCAUSRID parameter from the command or, if the command is CRTMQMCHL, specify a different value for CHLTYPE. Then try the command again.

AMQ7B20 (i5/OS)

Message Read Ahead

AMQ7B21 (i5/OS)

MSGREADAHD not allowed with queue type *RMT.

Severity

40 : Stop Error

Explanation

The MSGREADAHD parameter may not be specified for a queue of type *RMT.

Response

Remove the MSGREADAHD parameter from the command or, if the command is CRTMQMQ, specify a different value for QTYPE. Then try the command again.

AMQ7B22 (i5/OS)

Sharing Conversations

AMQ7B23 (i5/OS)

SHARECNV is valid only when CHLTYPE is *SVRCN or *CLTCN.

Severity

40 : Stop Error

Explanation

The sharing conversations (SHARECNV) parameter may not be specified for a channel type other than *SVRCN or *CLTCN.

Response

Remove the SHARECNV parameter from the command or, if the command is CRTMQMCHL, specify a different value for CHLTYPE. Then try the command again.

AMQ7B24 (i5/OS)

Maximum Property Data Length

AMQ7B25 (i5/OS)

Default Put Response

AMQ7B26 (i5/OS)

Message mark-browse interval

AMQ7B27 (i5/OS)

Property Control

AMQ7B28 (i5/OS)

Maximum Instances

AMQ7B29 (i5/OS)

Maximum Instances Per Client

AMQ7B2A (i5/OS)

Client Channel Weight

AMQ7B2B (i5/OS)

Connection Affinity

AMQ7B2C (i5/OS)

Target Type

AMQ7B2D (i5/OS)

PROPCTL not allowed with queue type *RMT.

Severity

40 : Stop Error

Explanation

The PROPCTL parameter may not be specified for a queue of type *RMT.

Response

Remove the PROPCTL parameter from the command or, if the command is CRTMQMQ, specify a different value for QTYPE. Then try the command again.

AMQ7B2E (i5/OS)

TARGETYPE only allowed with queue type *ALS.

Severity

40 : Stop Error

Explanation

The TARGETYPE parameter may only be specified for a queue of type *ALS.

Response

Remove the TARGETYPE parameter from the command or, if the command is CRTMQMQ, specify a different value for QTYPE. Then try the command again.

AMQ7B2F (i5/OS)

PROPCTL only allowed with channel type *SDR, *SRV, *CLUSSDR or *CLUSRCVR.

Severity

40 : Stop Error

Explanation

The PROPCTL parameter may only be specified for a channel of type *SDR, *SVR, *CLUSSDR or *CLUSRCVR.

Response

Remove the PROPCTL parameter from the command or, if the command is CRTMQMCHL, specify a different value for CHLTYPE. Then try the command again.

AMQ7B30 (i5/OS)

MAXINST only allowed with channel type *SVRCN.

Severity

40 : Stop Error

Explanation

The MAXINST parameter may only be specified for a channel of type *SVRCN.

Response

Remove the MAXINST parameter from the command or, if the command is CRTMQMCHL, specify a different value for CHLTYPE. Then try the command again.

AMQ7B31 (i5/OS)

MAXINSTC only allowed with channel type *SVRCN.

Severity

40 : Stop Error

Explanation

The MAXINSTC parameter may only be specified for a channel of type *SVRCN.

Response

Remove the MAXINSTC parameter from the command or, if the command is CRTMQMCHL, specify a different value for CHLTYPE. Then try the command again.

AMQ7B32 (i5/OS)

CLNTWGHT only allowed with channel type *CLTCN.

Severity

40 : Stop Error

Explanation

The CLNTWGHT parameter may only be specified for a channel of type *CLTCN.

Response

Remove the CLNTWGHT parameter from the command or, if the command is CRTMQMCHL, specify a different value for CHLTYPE. Then try the command again.

AMQ7B33 (i5/OS)

AFFINITY only allowed with channel type *CLTCN.

Severity

40 : Stop Error

Explanation

The AFFINITY parameter may only be specified for a channel of type *CLTCN.

Response

Remove the AFFINITY parameter from the command or, if the command is CRTMQMCHL, specify a different value for CHLTYPE. Then try the command again.

AMQ7B34 (i5/OS)

Create MQ Topic

AMQ7B35 (i5/OS)

Change MQ Topic

AMQ7B36 (i5/OS)

Copy MQ Topic

AMQ7B37 (i5/OS)

Display MQ Topic

AMQ7B38 (i5/OS)

Topic name

AMQ7B39 (i5/OS)

Topic string

AMQ7B3A (i5/OS)

Durable subscriptions

AMQ7B3B (i5/OS)

Durable model queue

AMQ7B3C (i5/OS)

Non-durable model queue

AMQ7B3D (i5/OS)

Publish

AMQ7B3E (i5/OS)

Subscribe

AMQ7B3F (i5/OS)

Wildcard behaviour

AMQ7B40 (i5/OS)

Persistent message delivery

AMQ7B41 (i5/OS)

Non-persistent message delivery

AMQ7B42 (i5/OS)

From topic

AMQ7B43 (i5/OS)

To topic

AMQ7B44 (i5/OS)

PubSub max msg retry count

AMQ7B45 (i5/OS)

PubSub NPM msg

AMQ7B46 (i5/OS)

PubSub NPM msg response

AMQ7B47 (i5/OS)

PubSub syncpoint

AMQ7B48 (i5/OS)

Change MQ Subscription

AMQ7B49 (i5/OS)

Copy MQ Subscription

AMQ7B4A (i5/OS)

From subscription

AMQ7B4B (i5/OS)

To subscription

AMQ7B4C (i5/OS)

Destination Queue Manager

AMQ7B4D (i5/OS)

Destination Correlation Id

AMQ7B4E (i5/OS)

Subscription User Id

AMQ7B4F (i5/OS)

Publish Application Id

AMQ7B50 (i5/OS)

Subscription User Data

AMQ7B51 (i5/OS)

Selector String

AMQ7B52 (i5/OS)

PubSub Property

AMQ7B53 (i5/OS)

Destination Class

AMQ7B54 (i5/OS)

Subscription Scope

AMQ7B55 (i5/OS)

Variable User

AMQ7B57 (i5/OS)

Request Publications

AMQ7B58 (i5/OS)

Publish Priority

AMQ7B59 (i5/OS)

Wildcard Schema

AMQ7B5A (i5/OS)

Expiry Time

AMQ7B5B (i5/OS)

Create MQ Subscription

AMQ7B5C (i5/OS)

Subscription name

AMQ7B5D (i5/OS)

Topic object

AMQ7B5E (i5/OS)

Destination

AMQ7B5F (i5/OS)

Work with MQ Subscriptions

AMQ7B60 (i5/OS)

No subscriptions to display

AMQ7B61 (i5/OS)

Display MQ Subscription

AMQ7B62 (i5/OS)

Delete MQ Subscription

AMQ7B63 (i5/OS)

Publish Accounting Token

AMQ7B67 (i5/OS)

Subscription identifier

AMQ7B68 (i5/OS)

From subscription identifier

AMQ7B69 (i5/OS)

Pubsub Engine Control

AMQ7B6A (i5/OS)

No message properties to display.

Severity

0 : Information

Explanation

The message contains no message properties.

Response

None.

AMQ7B6B (i5/OS)

Trace directory

AMQ7B6C (i5/OS)

Trace start control

AMQ7B6D (i5/OS)

User

AMQ7B6E (i5/OS)

Trace end control

AMQ7B6F (i5/OS)

Clear MQ Topic String

AMQ7B71 (i5/OS)

Topic Tree Life Time

AMQ7B72 (i5/OS)

Job information

AMQ7B73 (i5/OS)

Thread identifier

AMQ7B74 (i5/OS)

Clear type

AMQ7B75 (i5/OS)

Clear scope

AMQ7B76 (i5/OS)

Invalid combination of security exit parameters.

Severity

40 : Stop Error

Explanation

An invalid combination of security exit parameters has been provided on the command. The SCYEXIT parameter may not be specified for a channel of type *CLTCN. The CSCYEXIT parameter may only be specified for a channel of type *CLTCN. You may not specify both SCYEXIT and CSCYEXIT parameters together on the same command.

Response

Remove the invalid combination of security exit parameters from the command and then try the command again.

AMQ7B77 (i5/OS)

Invalid combination of send exit parameters.

Severity

40 : Stop Error

Explanation

An invalid combination of send exit parameters has been provided on the command. The SNDEXIT parameter may not be specified for a channel of type *CLTCN. The CSNDEXIT parameter may only be specified for a channel of type *CLTCN. You may not specify both SNDEXIT and CSNDEXIT parameters together on the same command.

Response

Remove the invalid combination of send exit parameters from the command and then try the command again.

AMQ7B78 (i5/OS)

Invalid combination of receive exit parameters.

Severity

40 : Stop Error

Explanation

An invalid combination of receive exit parameters has been provided on the command. The RCVEXIT parameter may not be specified for a channel of type *CLTCN. The CRCVEXIT parameter may only be specified for a channel of type *CLTCN. You may not specify both RCVEXIT and CRCVEXIT parameters together on the same command.

Response

Remove the invalid combination of receive exit parameters from the command and then try the command again.

AMQ7B79 (i5/OS)

Command is not applicable to WebSphere MQ Publish/Subscribe broker.

Severity

0 : Information

Explanation

This command performs a null operation.

Response

Refer to Publish/Subscribe User's Guide publication for alternative ways to perform this function.

Parent topic: [Diagnostic messages: AMQ4000-9999](#)

 This build: January 26, 2011 12:01:52

[Notices](#) | [Trademarks](#) | [Downloads](#) | [Library](#) | [Support](#) | [Feedback](#)

© Copyright IBM Corporation 1999, 2009. All Rights Reserved.

This topic's URL:

amq7

1.5. AMQ8000-8999: Administration

AMQ8001

WebSphere MQ queue manager created.

Severity

0 : Information

Explanation

WebSphere MQ queue manager *<insert_5>* created.

Response

None.

AMQ8002

WebSphere MQ queue manager *<insert_5>* deleted.

Severity

0 : Information

Explanation

WebSphere MQ queue manager *<insert_5>* deleted.

Response

None.

AMQ8003

WebSphere MQ queue manager *<insert_5>* started.

Severity

0 : Information

Explanation

WebSphere MQ queue manager *<insert_5>* started.

Response

None.

AMQ8004

WebSphere MQ queue manager *<insert_5>* ended.

Severity

0 : Information

Explanation

WebSphere MQ queue manager *<insert_5>* ended.

Response

None.

AMQ8005

WebSphere MQ queue manager changed.

Severity

0 : Information

Explanation

WebSphere MQ queue manager *<insert_3>* changed.

Response

None.

AMQ8006

WebSphere MQ queue created.

Severity

0 : Information

Explanation

WebSphere MQ queue <insert_3> created.

Response

None.

AMQ8007

WebSphere MQ queue deleted.

Severity

0 : Information

Explanation

WebSphere MQ queue <insert_3> deleted.

Response

None.

AMQ8008

WebSphere MQ queue changed.

Severity

0 : Information

Explanation

WebSphere MQ queue <insert_3> changed.

Response

None.

AMQ8010

WebSphere MQ process created.

Severity

0 : Information

Explanation

WebSphere MQ process <insert_3> created.

Response

None.

AMQ8011

WebSphere MQ process deleted.

Severity

0 : Information

Explanation

WebSphere MQ process <insert_3> deleted.

Response

None.

AMQ8012

WebSphere MQ process changed.

Severity

0 : Information

Explanation

WebSphere MQ process <insert_3> changed.

Response

None.

AMQ8014

WebSphere MQ channel created.

Severity

0 : Information

Explanation

WebSphere MQ channel <insert_3> created.

Response

None.

AMQ8015

WebSphere MQ channel deleted.

Severity

0 : Information

Explanation

WebSphere MQ channel <insert_3> deleted.

Response

None.

AMQ8016

WebSphere MQ channel changed.

Severity

0 : Information

Explanation

WebSphere MQ channel <insert_3> changed.

Response

None.

AMQ8018

Start WebSphere MQ channel accepted.

Severity

0 : Information

Explanation

The channel <insert_3> is being started. The start channel function has been initiated. This involves a series of operations across the network before the channel is actually started. The channel status displays "BINDING" for a short period while communication protocols are negotiated with the channel with whom communication is being initiated.

Response

None.

AMQ8019

Stop WebSphere MQ channel accepted.

Severity

0 : Information

Explanation

The channel <insert_3> has been requested to stop.

Response

None.

AMQ8020

Ping WebSphere MQ channel complete.

Severity

0 : Information

Explanation

Ping channel <insert_3> complete.

Response

None.

AMQ8021

Request to start WebSphere MQ Listener accepted.

Severity

0 : Information

Explanation

The Request to start the Listener has been accepted and is being processed.

Response

Should the request to start the listener be unsuccessful then information related to the error will be available in the queue manager error log. Once started the status of the listener may be monitored using the MQSC command 'DISPLAY LSSTATUS'. On i5/OS the status of the listener may also be monitored using the 'WRKMQMLSR OPTION(*STATUS)' command.

AMQ8022

WebSphere MQ queue cleared.

Severity

0 : Information

Explanation

All messages on queue *<insert_3>* have been deleted.

Response

None.

AMQ8023

WebSphere MQ channel reset.

Severity

0 : Information

Explanation

Channel *<insert_3>* has been reset, the new sequence number of the channel is *<insert_1>*.

Response

None.

AMQ8024

WebSphere MQ channel initiator started.

Severity

0 : Information

Explanation

The channel initiator for queue *<insert_3>* has been started.

Response

None.

AMQ8025

WebSphere MQ channel resolved.

Severity

0 : Information

Explanation

In doubt messages for WebSphere MQ channel *<insert_3>* have been resolved.

Response

None.

AMQ8026

End WebSphere MQ queue manager accepted.

Severity

0 : Information

Explanation

A controlled stop request has been initiated for queue manager <insert_5>.

Response

None.

AMQ8027

WebSphere MQ command server started.

Severity

0 : Information

Explanation

The command server has been started.

Response

None.

AMQ8028

WebSphere MQ command server ended.

Severity

0 : Information

Explanation

The command server has been stopped.

Response

None.

AMQ8029

WebSphere MQ authority granted.

Severity

0 : Information

Explanation

Authority for object <insert_5> granted.

Response

None.

AMQ8030

WebSphere MQ authority revoked.

Severity

0 : Information

Explanation

Authority for object <insert_3> revoked.

Response

None.

AMQ8031 (i5/OS)

Message Queue Manager connected.

Severity

0 : Information

Explanation

The message queue manager has been connected.

Response

None.

AMQ8032 (i5/OS)

Message Queue Manager disconnected.

Severity

0 : Information

Explanation

The message queue manager has been disconnected.

Response

None.

AMQ8033

WebSphere MQ object recreated.

Severity

0 : Information

Explanation

MQ object <insert_5> has been recreated from image.

Response

None.

AMQ8034

WebSphere MQ object image recorded.

Severity

0 : Information

Explanation

Image of MQ object <insert_3> has been recorded.

Response

None.

AMQ8035

WebSphere MQ Command Server Status . . : Running

Severity

0 : Information

Explanation

None.

Response

None.

AMQ8036

WebSphere MQ command server status . . : Stopping

Severity

0 : Information

Explanation

None.

Response

None.

AMQ8037

WebSphere MQ command server status . . : Starting

Severity

0 : Information

Explanation

None.

Response

None.

AMQ8038

WebSphere MQ command server status . . : Running with queue disabled

Severity

0 : Information

Explanation

None.

Response

None.

AMQ8039

WebSphere MQ command server status . . : Stopped

Severity

0 : Information

Explanation

None.

Response

None.

AMQ8040

WebSphere MQ command server ending.

Severity

0 : Information

Explanation

None.

Response

None.

AMQ8041

The queue manager cannot be restarted or deleted because processes, that were previously connected, are still running.

Severity

40 : Stop Error

Explanation

Processes, that were connected to the queue manager the last time it was running, are still active. The queue manager cannot be restarted.

Response

Stop the processes and try to start the queue manager.

AMQ8041 (i5/OS)

The queue manager cannot be restarted or deleted.

Severity

40 : Stop Error

Explanation

Jobs that were connected to the queue manager the last time it was running, are still active. The queue manager cannot be restarted or deleted.

Response

Use option 22 from WRKMQM to identify which jobs are connected to the queue manager. End the connected jobs and then retry the command.

AMQ8042

Process <insert_1> is still running.

Severity

0 : Information

AMQ8043

Non runtime application attempted to connect to runtime only queue manager.

Severity

0 : Information

Explanation

A non runtime application attempted to connect to a queue manager on a node where support for non runtime applications has not been installed. The connect attempt will be rejected with a reason of MQRC_ENVIRONMENT_ERROR.

Response

If the node is intended to support only runtime applications, investigate why a non runtime application has attempted to connect to the queue manager. If the node is intended to support non runtime only applications, investigate if the base option has been installed. The base option must be installed if non runtime applications are to run on this node.

AMQ8044 (Windows)

An error occurred while removing the queue manager from the Active Directory.

Severity

0 : Information

Explanation

The attempt to remove the queue manager from the Windows Active Directory failed. This may be because the appropriate entry could not be opened or modified, or the Service Control Point has already been removed.

Response

Check that your account has the authority to delete objects from the Active Directory, and that the entry has not already been deleted.

AMQ8045 (Windows)

An error occurred while removing the queue manager from the Service Control Manager.

Severity

0 : Information

Explanation

The attempt to remove the queue manager from the Windows registry failed. This may be because the appropriate entry could not be opened or modified.

Response

Check that the registry has sufficient space on your disk to grow and that your account has the authority to modify it.

AMQ8046

Migrating objects for <insert_3>.

Severity

0 : Information

Response

None.

AMQ8047

Channel migration statistics : <insert_1> migrated. <insert_2> failed.

Severity

0 : Information

Explanation

Information on the number of channel objects migrated from previous versions of WebSphere MQ channel definitions as well as any failures that occurred.

Response

None.

AMQ8048

Default objects statistics : <insert_1> created. <insert_2> replaced. <insert_3> failed.

Severity

0 : Information

Explanation

Information on the number of objects created or replaced successfully as well as any failures that occurred while creating the default objects.

Response

None.

AMQ8049

Object *<insert_4>*. Unable to create or replace.

Severity

20 : Error

Explanation

While creating or replacing the default object *<insert_4>* for WebSphere MQ queue manager *<insert_5>* an error occurred. The error was due to improper authorization. The reason code is *<insert_1>*.

Response

Check this log for more details of what the problem may be. Make sure there are sufficient resources such as disk space and storage. For damaged or corrupted objects, replace these from backup objects. If all else fails, delete the queue manager *<insert_5>* using `dltmqm` and create it again using `crtmqm`.

AMQ8050

Creating or replacing default objects for *<insert_3>*.

Severity

0 : Information

Response

None.

AMQ8051

For details of the failures that occurred, please check AMQERR01.LOG.

Severity

0 : Information

Response

None.

AMQ8051 (Tandem)

For details of the failures that occurred, please check MQERRLG1.

Severity

0 : Information

Response

None.

AMQ8052

Completing setup.

Severity

0 : Information

Response

None.

AMQ8053

Object *<insert_4>*. Unable to create or replace.

Severity

20 : Error

Explanation

While creating or replacing the default object *<insert_4>* for WebSphere MQ queue manager *<insert_5>* an error occurred. The error was due to a broken connection. The reason code is *<insert_1>*.

Response

Check this log for more details of what the problem may be. Make sure there is sufficient resources such as disk space and storage. For damaged or corrupted objects, replace these from backup objects. If all else fails, delete the queue manager <insert_5> using dltmqm and create it again using crtmqm.

AMQ8054

Object <insert_4>. Unable to create or replace.

Severity

20 : Error

Explanation

While creating or replacing the default object <insert_4> for WebSphere MQ queue manager <insert_5> an error occurred. The error was due to unavailable storage. The reason code is <insert_1>.

Response

Check this log for more details of what the problem may be. Make sure there is sufficient resources such as disk space and storage. For damaged or corrupted objects, replace these from backup objects. If all else fails, delete the queue manager <insert_5> using dltmqm and create it again using crtmqm.

AMQ8055

Object <insert_4>. Unable to create or replace.

Severity

20 : Error

Explanation

While creating or replacing the default object <insert_4> for WebSphere MQ queue manager <insert_5> an error occurred. The error was due to a damaged object. The reason code is <insert_1>.

Response

Check this log for more details of what the problem may be. Make sure there is sufficient resources such as disk space and storage. For damaged or corrupted objects, replace these from backup objects. If all else fails, delete the queue manager <insert_5> using dltmqm and create it again using crtmqm.

AMQ8056

Object <insert_4>. Unable to create or replace.

Severity

20 : Error

Explanation

While creating or replacing the default object <insert_4> for WebSphere MQ queue manager <insert_5> an error occurred. The error was due to a channel definition error. The error code is <insert_1> (X<insert_2>).

Response

Check this log for more details of what the problem may be. Make sure there is sufficient resources such as disk space and storage. For damaged or corrupted objects, replace these from backup objects. If all else fails, delete the queue manager <insert_5> using dltmqm and create it again using crtmqm.

AMQ8057

Object <insert_4>. Unable to create or replace.

Severity

20 : Error

Explanation

While creating or replacing the default object <insert_4> for WebSphere MQ queue manager <insert_5> an error occurred. The error was due to invalid records in the channel definition file. The error code is <insert_1> (X<insert_2>).

Response

Check this log for more details of what the problem may be. Make sure there is sufficient resources such as disk space and storage. For damaged or corrupted objects, replace these from backup objects. If all else fails, delete the queue manager <insert_5> using dltmqm and create it again using crtmqm.

AMQ8058

Object <insert_4>. Unable to create or replace.

Severity

20 : Error

Explanation

While creating or replacing the default object *<insert_4>* for WebSphere MQ queue manager *<insert_5>* an error occurred. The error was due to not finding the channel definition file. The error code is *<insert_1>* (X*<insert_2>*).

Response

Check this log for more details of what the problem may be. Make sure there is sufficient resources such as disk space and storage. For damaged or corrupted objects, replace these from backup objects. If all else fails, delete the queue manager *<insert_5>* using *dlmqm* and create it again using *crmqm*.

AMQ8059

Object *<insert_4>*. Unable to create or replace.

Severity

20 : Error

Explanation

While creating or replacing the default object *<insert_4>* for WebSphere MQ queue manager *<insert_5>* an error occurred. The error was due to an unexpected error, error code *<insert_1>* (X*<insert_2>*).

Response

Check this log for more details of what the problem may be. Make sure there is sufficient resources such as disk space and storage. For damaged or corrupted objects, replace these from backup objects. If all else fails, delete the queue manager *<insert_5>* using *dlmqm* and create it again using *crmqm*.

AMQ8060

WebSphere MQ queue manager *<insert_5>* started as a standby.

Severity

0 : Information

Explanation

Queue manager *<insert_5>* started as a standby instance, ready to become the primary instance if the existing primary instance fails.

Response

None.

AMQ8061 (Windows)

Command *<insert_4>* is not valid.

Severity

10 : Warning

Explanation

The command *<insert_4>* at line *<insert_1>* in the WebSphere MQ service command file *<insert_3>* for queue manager *<insert_5>* is not valid for use in the service command file. The line is ignored.

Response

Check the contents of the file and retry the operation.

AMQ8062 (Windows)

Unexpected return code, *<insert_1>*, from command *<insert_3>*.

Severity

10 : Warning

Explanation

An unexpected return code, *<insert_1>*, was returned by command *<insert_3>*. This command was issued by the WebSphere MQ service for queue manager *<insert_4>*.

Response

Verify that the command and parameters are correct.

AMQ8063 (Windows)

Not authorized to issue command *<insert_3>*.

Severity

20 : Error

Explanation

The current user <insert_5> is not authorized to issue the command <insert_3>. This can occur if the user is a member of the Administrators group but is not currently elevated. The command is ignored.

Response

Add the user to the local 'mqm' security group and retry the operation.

AMQ8064 (Windows)

Not authorized to start trusted application.

Severity

20 : Error

Explanation

The user <insert_5> is not authorized to start the trusted application <insert_3>. The application has not started.

Response

Add the user to the local 'mqm' security group and restart the application.

AMQ8065 (Windows)

Local group <insert_3> not found.

Severity

20 : Error

Explanation

The local group <insert_3> is unavailable. It is not possible to verify that the user is authorized. The function cannot continue.

Response

Create the required local group and retry the operation.

AMQ8066 (Windows)

Local mqm group not found.

Severity

20 : Error

Explanation

The local mqm group is unavailable. It is not possible to verify that the user is authorized. The function cannot continue.

Response

Create the local mqm group and retry the operation.

AMQ8067

WebSphere MQ channel auto-defined.

Severity

0 : Information

Explanation

Channel <insert_5> auto-defined.

Response

None.

AMQ8068

Setup completed.

Severity

0 : Information

Response

None.

AMQ8069

ApplicationGroup for the crtmmq command does not contain the mqm userid.

Severity

40 : Stop Error

Explanation

WebSphere MQ queue manager <insert_5> not created. The ApplicationGroup specified for the crtmqm command must contain the mqm userid when the RestrictedMode option (-g) is specified.

Response

None.

AMQ8070

ApplicationGroup for crtmqm command is not defined.

Severity

40 : Stop Error

Explanation

WebSphere MQ queue manager <insert_5> not created. RestrictedMode option (-g) specified, but the ApplicationGroup does not exist.

Response

None.

AMQ8071

RestrictedMode option not supported on this platform.

Severity

40 : Stop Error

Explanation

WebSphere MQ queue manager <insert_5> not created. The RestrictedMode option was specified but is not supported on this platform.

Response

None.

AMQ8072 (Windows)

Not authorized to administer channels.

Severity

10 : Warning

Explanation

The command server for queue manager <insert_3> received an administration command for channels. The user <insert_5> is not authorized to administer WebSphere MQ channels. The command server has not processed the command.

Response

Add the user to the local 'mqm' security group, and ensure that the security policy is set as required.

AMQ8073 (Windows)

Authorization failed because SID: (<insert_3>) could not be resolved.

Severity

10 : Warning

Explanation

The Object Authority Manager was unable to resolve the specified SID into entity and domain information.

Response

Ensure that the application provides a SID that is recognized on this system, that all necessary domain controllers are available, and that the security policy is set as you required.

AMQ8074 (Windows)

Authorization failed as the SID <insert_3> does not match the entity <insert_4>.

Severity

10 : Warning

Explanation

The Object Authority Manager received inconsistent data - the supplied SID does not match that of the supplied entity information.

Response

Ensure that the application is supplying valid entity and SID information.

AMQ8075 (Windows)

Authorization failed because the SID for entity *<insert_3>* cannot be obtained.

Severity

10 : Warning

Explanation

The Object Authority Manager was unable to obtain a SID for the specified entity.

Response

Ensure that the entity is valid, and that all necessary domain controllers are available.

AMQ8076 (Windows)

Authorization failed because no SID was supplied for entity *<insert_3>*.

Severity

10 : Warning

Explanation

The Object Authority Manager was not supplied with SID information for the specified entity, and the security policy is set to 'NTSIDsRequired'.

Response

Ensure that the application is supplying a valid SID, and that the security policy is set as you require.

AMQ8077

Entity *<insert_3>* has insufficient authority to access object *<insert_4>*.

Severity

10 : Warning

Explanation

The specified entity is not authorized to access the required object. The following requested permissions are unauthorized: *<insert_5>*

Response

Ensure that the correct level of authority has been set for this entity against the required object, or ensure that the entity is a member of a privileged group.

AMQ8078

Waiting for queue manager *<insert_3>* to end.

Severity

0 : Information

Response

None.

AMQ8079 (Windows)

Access was denied when attempting to retrieve group membership information for user *<insert_3>*.

Severity

10 : Warning

Explanation

WebSphere MQ, running with the authority of user *<insert_4>*, was unable to retrieve group membership information for the specified user.

Response

Ensure Active Directory access permissions allow user *<insert_4>* to read group memberships for user *<insert_3>*. To retrieve group membership information for a domain user, MQ must run with the authority of a domain user and a domain controller must be available.

AMQ8079 (i5/OS)

WebSphere MQ trigger monitor job started.

Severity

0 : Information

Explanation

The message queue manager trigger monitor job has been started for queue manager *<insert_3>* to process messages on the selected initiation queue. See previously issued messages for job details.'

Response

None.

AMQ8080 (i5/OS)

WebSphere MQ trigger monitor job start failed.

Severity

40 : Stop Error

Explanation

Message queue manager trigger job failed to start for manager *<insert_3>*. Failure reason code is *<insert_2>*. See previously issued messages for more information.'

Response

None.

AMQ8081 (Windows)

Not authorized to administer queue managers.

Severity

10 : Warning

Explanation

The command server for queue manager *<insert_3>* received an administration command for a queue manager. The user *<insert_5>* is not authorized to administer WebSphere MQ queue managers. The command server has not processed the command.

Response

Add the user to the local 'mqm' security group, and ensure that the security policy is set as required.

AMQ8082 (Windows)

Not authorized to administer clusters.

Severity

10 : Warning

Explanation

The command server for queue manager *<insert_3>* received an administration command for clusters. The user *<insert_5>* is not authorized to administer WebSphere MQ clusters. The command server has not processed the command.

Response

Add the user to the local 'mqm' security group, and ensure that the security policy is set as required.

AMQ8083

WebSphere MQ queue manager *<insert_3>* starting.

Severity

0 : Information

Explanation

WebSphere MQ queue manager *<insert_3>* starting.

Response

None.

AMQ8084

WebSphere MQ connection not found.

Severity

0 : Information

Explanation

The connection specified does not exist.

Response

Correct the connection name and then try the command again.

AMQ8085

WebSphere MQ queue manager <insert_3> is being started for replay.

Severity

0 : Information

Explanation

WebSphere MQ queue manager <insert_3> is being started for replay. The strmqm command has been issued with the '-r' option. see the WebSphere MQ System Administration documentation for details.

Response

None.

AMQ8086

WebSphere MQ queue manager <insert_3> is being activated.

Severity

0 : Information

Explanation

WebSphere MQ queue manager <insert_3> is being activated. The strmqm command has been issued with the '-a' option. see the WebSphere MQ System Administration documentation for details.

Response

None.

AMQ8086 (i5/OS)

WebSphere MQ queue manager <insert_3> is being activated.

Severity

0 : Information

Explanation

WebSphere MQ queue manager <insert_3> is being activated. The STRMQM command has been issued with the ACTIVATE(*YES) option. see the WebSphere MQ System Administration documentation for further details.

Response

None.

AMQ8087

Attempt to migrate listener <insert_3> to a QM object failed with <insert_1>.

Severity

20 : Error

Explanation

Whilst processing legacy services, listener <insert_3> could not be migrated to an MQ object named <insert_4>, the object creation failed with <insert_1>.

Response

Save any generated output files and use either the [WebSphere MQ Support site](http://www.ibm.com/software/support/isa/), or the IBM support assistant at <http://www.ibm.com/software/support/isa/>, to see whether a solution is already available. If you are unable to find a match, contact your IBM support center.

AMQ8088

Attempt to migrate trigger monitor <insert_3> to a QM object failed with <insert_1>.

Severity

20 : Error

Explanation

Whilst processing legacy services, trigger monitor <insert_3> could not be migrated to an MQ object named <insert_4>, the object creation failed with <insert_1>.

Response

Save any generated output files and use either the [WebSphere MQ Support site](http://www.ibm.com/software/support/isa/), or the IBM support assistant at <http://www.ibm.com/software/support/isa/>, to see whether a solution is already available. If you are unable to find a match, contact your IBM support center.

AMQ8089

Attempt to migrate channel service *<insert_3>* to a QM object failed with *<insert_1>*.

Severity

20 : Error

Explanation

Whilst processing legacy services, channel service *<insert_3>* could not be migrated to an MQ object named *<insert_4>*, the object creation failed with *<insert_1>*.

Response

Save any generated output files and use either the [WebSphere MQ Support site](http://www.ibm.com/software/support/isa/), or the IBM support assistant at <http://www.ibm.com/software/support/isa/>, to see whether a solution is already available. If you are unable to find a match, contact your IBM support center.

AMQ8090

Attempt to migrate channel initiator *<insert_3>* to a QM object failed with *<insert_1>*.

Severity

20 : Error

Explanation

Whilst processing legacy services, channel initiator *<insert_3>* could not be migrated to an MQ object named *<insert_4>*, the object creation failed with *<insert_1>*.

Response

Save any generated output files and use either the [WebSphere MQ Support site](http://www.ibm.com/software/support/isa/), or the IBM support assistant at <http://www.ibm.com/software/support/isa/>, to see whether a solution is already available. If you are unable to find a match, contact your IBM support center.

AMQ8091

Attempt to migrate custom service *<insert_3>* to a QM object failed with *<insert_1>*.

Severity

20 : Error

Explanation

Whilst processing legacy services, custom service *<insert_3>* could not be migrated to an MQ object named *<insert_4>*, the object creation failed with *<insert_1>*.

Response

Save any generated output files and use either the [WebSphere MQ Support site](http://www.ibm.com/software/support/isa/), or the IBM support assistant at <http://www.ibm.com/software/support/isa/>, to see whether a solution is already available. If you are unable to find a match, contact your IBM support center.

AMQ8092

Service migration statistics : *<insert_1>* migrated. *<insert_2>* failed.

Severity

0 : Information

Explanation

Information on the number of service objects migrated from previous versions of WebSphere MQ for Windows services as well as any failures that occurred.

Response

None.

AMQ8093

WebSphere MQ subscription changed.

Severity

0 : Information

Explanation

WebSphere MQ subscription <insert_3> changed.

Response

None.

AMQ8094

WebSphere MQ subscription created.

Severity

0 : Information

Explanation

WebSphere MQ subscription <insert_3> created.

Response

None.

AMQ8095

WebSphere MQ subscription deleted.

Severity

0 : Information

Explanation

WebSphere MQ subscription <insert_3> deleted.

Response

None.

AMQ8096

WebSphere MQ subscription inquired.

Severity

0 : Information

Explanation

WebSphere MQ subscription <insert_3> inquired.

Response

None.

AMQ8098

WebSphere MQ subscription copied.

Severity

0 : Information

Explanation

WebSphere MQ subscription <insert_3> copied.

Response

None.

AMQ8099

WebSphere MQ subscription status inquired.

Severity

0 : Information

Explanation

WebSphere MQ subscription status <insert_3> inquired.

Response

None.

AMQ8101

WebSphere MQ error (<insert_1>) has occurred.

Severity

40 : Stop Error

Explanation

An unexpected reason code with hexadecimal value *<insert_1>* was received from the WebSphere MQ queue manager during command processing. (Note that hexadecimal values in the range X'07D1'-X'0BB7' correspond to MQI reason codes 2001-2999.) More information might be available in the log. If the reason code value indicates that the error was associated with a particular parameter, the parameter concerned is *<insert_4>*.

Response

Correct the error and then try the command again.

AMQ8102

WebSphere MQ object name specified in *<insert_4>* not valid.

Severity

30 : Severe error

Explanation

The object name *<insert_3>* specified in *<insert_4>* is not valid. The length of the name must not exceed 48 characters, or 20 characters if it is a channel name. The name should contain the following characters only: lowercase a-z, uppercase A-Z, numeric 0-9, period (.), forward slash (/), underscore (_) and percent sign (%).

Response

Change the length of the parameter value or change the parameter value to contain a valid combination of characters, then try the command again.

AMQ8103

Insufficient storage available.

Severity

40 : Stop Error

Explanation

There was insufficient storage available to perform the requested operation.

Response

Free some storage and then try the command again.

AMQ8104

WebSphere MQ directory *<insert_3>* not found.

Severity

40 : Stop Error

Explanation

Directory *<insert_3>* was not found. This directory is created when WebSphere MQ is installed successfully. Refer to the log for more information.

Response

Verify that installation of WebSphere MQ was successful. Correct the error and then try the command again.

AMQ8105

Object error.

Severity

40 : Stop Error

Explanation

An object error occurred. Refer to the log for more information.

Response

Correct the error and then try the command again.

AMQ8106

WebSphere MQ queue manager being created.

Severity

0 : Information

Explanation

The queue manager is being created.

Response

Wait for the creation process to complete and then try the command again.

AMQ8107

WebSphere MQ queue manager running.

Severity

10 : Warning

Explanation

The queue manager is running.

Response

None.

AMQ8108

WebSphere MQ queue manager *<insert_3>* ending.

Severity

10 : Warning

Explanation

The queue manager *<insert_3>* is ending.

Response

Wait for the queue manager to end and then try the command again.

AMQ8109

WebSphere MQ queue manager being deleted.

Severity

0 : Information

Explanation

The queue manager is being deleted.

Response

Wait for the deletion process to complete.

AMQ8110

WebSphere MQ queue manager already exists.

Severity

40 : Stop Error

Explanation

The queue manager *<insert_5>* already exists.

Response

None.

AMQ8112 (i5/OS)

PRCNAME not allowed with queue type *ALS or *RMT.

Severity

40 : Stop Error

Explanation

The PRCNAME parameter may not be specified for a queue of type *ALS or *RMT.

Response

Remove the PRCNAME parameter from the command or, if the command is CRTMQMQ, specify a different value for QTYPE. Then try the command again.

AMQ8113 (i5/OS)

TRGENBL not allowed with queue type *ALS or *RMT.

Severity

40 : Stop Error

Explanation

The TRGENBL parameter may not be specified for a queue of type *ALS or *RMT.

Response

Remove the TRGENBL parameter from the command or, if the command is CRTMQMQ, specify a different value for QTYPE. Then try the command again.

AMQ8114 (i5/OS)

GETENBL not allowed with queue type *RMT.

Severity

40 : Stop Error

Explanation

The GETENBL parameter may not be specified for a queue of type *RMT.

Response

Remove the GETENBL parameter from the command or, if the command is CRTMQMQ, specify a different value for QTYPE. Then try the command again.

AMQ8115 (i5/OS)

SHARE not allowed with queue type *ALS or *RMT.

Severity

40 : Stop Error

Explanation

The SHARE parameter may not be specified for a queue of type *ALS or *RMT.

Response

Remove the SHARE parameter from the command or, if the command is CRTMQMQ, specify a different value for QTYPE. Then try the command again.

AMQ8116 (i5/OS)

MSGDLYSEQ not allowed with queue type *ALS or *RMT.

Severity

40 : Stop Error

Explanation

The MSGDLYSEQ parameter may not be specified for a queue of type *ALS or *RMT.

Response

Remove the MSGDLYSEQ parameter from the command or, if the command is CRTMQMQ, specify a different value for QTYPE. Then try the command again.

AMQ8117

WebSphere MQ queue manager deletion incomplete.

Severity

40 : Stop Error

Explanation

Deletion of queue manager <insert_5> was only partially successful. An object was not found, or could not be deleted. Refer to the log for more information.

Response

Delete any remaining queue manager objects.

AMQ8118

WebSphere MQ queue manager does not exist.

Severity

40 : Stop Error

Explanation

The queue manager <insert_5> does not exist.

Response

Either create the queue manager (crtmqm command) or correct the queue manager name used in the command

and then try the command again.

AMQ8119

Unsupported threading model detected.

Severity

20 : Error

Explanation

The command executed could not run because the current threading model does not contain the required level of functionality.

Response

On Linux this may be caused by using a threading model such as LinuxThreads which does not provide process-shared mutex support. On some systems, the setting of the environment variable LD_ASSUME_KERNEL causes LinuxThreads to be used instead of native kernel threads.

AMQ8119 (i5/OS)

TRGTYPE not allowed with queue type *ALS or *RMT.

Severity

40 : Stop Error

Explanation

The TRGTYPE parameter may not be specified for a queue of type *ALS or *RMT.

Response

Remove the TRGTYPE parameter from the command or, if the command is CRTMQMQ, specify a different value for QTYPE. Then try the command again.

AMQ8120 (i5/OS)

TRGDEPTH not allowed with queue type *ALS or *RMT.

Severity

40 : Stop Error

Explanation

The TRGDEPTH parameter may not be specified for a queue of type *ALS or *RMT.

Response

Remove the TRGDEPTH parameter from the command or, if the command is CRTMQMQ, specify a different value for QTYPE. Then try the command again.

AMQ8121 (i5/OS)

TRGMSGPTY not allowed with queue type *ALS or *RMT.

Severity

40 : Stop Error

Explanation

The TRGMSGPTY parameter may not be specified for a queue of type *ALS or *RMT.

Response

Remove the TRGMSGPTY parameter from the command or, if the command is CRTMQMQ, specify a different value for QTYPE. Then try the command again.

AMQ8122 (i5/OS)

TRGDATA not allowed with queue type *ALS or *RMT.

Severity

40 : Stop Error

Explanation

The TRGDATA parameter may not be specified for a queue of type *ALS or *RMT.

Response

Remove the TRGDATA parameter from the command or, if the command is CRTMQMQ, specify a different value for QTYPE. Then try the command again.

AMQ8123 (i5/OS)

RTNITV not allowed with queue type *ALS or *RMT.

Severity

40 : Stop Error

Explanation

The RTNITV parameter may not be specified for a queue of type *ALS or *RMT.

Response

Remove the RTNITV parameter from the command or, if the command is CRTMQMQ, specify a different value for QTYPE. Then try the command again.

AMQ8124 (i5/OS)

MAXMSGLEN not allowed with queue type *ALS or *RMT.

Severity

40 : Stop Error

Explanation

The MAXMSGLEN parameter may not be specified for a queue of type *ALS or *RMT.

Response

Remove the MAXMSGLEN parameter from the command or, if the command is CRTMQMQ, specify a different value for QTYPE. Then try the command again.

AMQ8125 (i5/OS)

BKTTHLD not allowed with queue type *ALS or *RMT.

Severity

40 : Stop Error

Explanation

The BKTTHLD parameter may not be specified for a queue of type *ALS or *RMT.

Response

Remove the BKTTHLD parameter from the command or, if the command is CRTMQMQ, specify a different value for QTYPE. Then try the command again.

AMQ8126 (i5/OS)

BKTQNAME not allowed with queue type *ALS or *RMT.

Severity

40 : Stop Error

Explanation

The BKTQNAME parameter may not be specified for a queue of type *ALS or *RMT.

Response

Remove the BKTQNAME parameter from the command or, if the command is CRTMQMQ, specify a different value for QTYPE. Then try the command again.

AMQ8127 (i5/OS)

INITQNAME not allowed with queue type *ALS or *RMT.

Severity

40 : Stop Error

Explanation

The INITQNAME parameter may not be specified for a queue of type *ALS or *RMT.

Response

Remove the INITQNAME parameter from the command or, if the command is CRTMQMQ, specify a different value for QTYPE. Then try the command again.

AMQ8128 (i5/OS)

USAGE not allowed with queue type *ALS or *RMT.

Severity

40 : Stop Error

Explanation

The USAGE parameter may not be specified for a queue of type *ALS or *RMT.

Response

Remove the USAGE parameter from the command or, if the command is CRTMQMQ, specify a different value for QTYPE. Then try the command again.

AMQ8129 (i5/OS)

DFNTYPE only allowed with queue type *MDL.

Severity

40 : Stop Error

Explanation

The DFNTYPE parameter may only be specified for a queue of type *MDL.

Response

Remove the DFNTYPE parameter from the command or, if the command is CRTMQMQ, specify a different value for QTYPE. Then try the command again.

AMQ8130 (i5/OS)

TGTQNAME only allowed with queue type *ALS.

Severity

40 : Stop Error

Explanation

The TGTQNAME parameter may only be specified for a queue of type *ALS.

Response

Remove the TGTQNAME parameter from the command or, if the command is CRTMQMQ, specify a different value for QTYPE. Then try the command again.

AMQ8131 (i5/OS)

RMTQNAME only allowed with queue type *RMT.

Severity

40 : Stop Error

Explanation

The RMTQNAME parameter may only be specified for a queue of type *RMT.

Response

Remove the RMTQNAME parameter from the command or, if the command is CRTMQMQ, specify a different value for QTYPE. Then try the command again.

AMQ8132 (i5/OS)

RMTMQMNAME only allowed with queue type *RMT.

Severity

40 : Stop Error

Explanation

The RMTMQMNAME parameter may only be specified for a queue of type *RMT.

Response

Remove the RMTMQMNAME parameter from the command or, if the command is CRTMQMQ, specify a different value for QTYPE. Then try the command again.

AMQ8133 (i5/OS)

TMQNAME only allowed with queue type *RMT.

Severity

40 : Stop Error

Explanation

The TMQNAME parameter may only be specified for a queue of type *RMT.

Response

Remove the TMQNAME parameter from the command or, if the command is CRTMQMQ, specify a different value for QTYPE. Then try the command again.

AMQ8134 (i5/OS)

HDBKTCNT not allowed with queue type *ALS or *RMT.

Severity

40 : Stop Error

Explanation

The HDBKTCNT parameter may not be specified for a queue of type *ALS or *RMT.

Response

Remove the HDBKTCNT parameter from the command or, if the command is CRTMQMQ, specify a different value for QTYPE. Then try the command again.

AMQ8135

Not authorized.

Severity

40 : Stop Error

Explanation

You are not authorized to perform the requested operation for the WebSphere MQ object. Either you are not authorized to perform the requested operation, or you are not authorized to the specified MQ object. For a copy command, you may not be authorized to the specified source MQ object, or, for a create command, you may not be authorized to the system default MQ object of the specified type. If creating or altering a subscription it may also indicate that the subscribing user does not exist or have the required authority to the destination queue.

Response

Obtain the necessary authority from your security officer or WebSphere MQ administrator. Then try the command again. If you are running amqmdain on the Windows platform, the user MUSR_MQADMIN may not be authorized.

AMQ8136 (i5/OS)

Error detected by prompt control program.

Severity

30 : Severe error

Explanation

A prompt control program detected errors.

Response

See the previously listed messages in the job log. Correct the errors and then prompt for the command again.

AMQ8137

WebSphere MQ queue manager already starting.

Severity

40 : Stop Error

Explanation

The strmqm command was unsuccessful because the queue manager *<insert_5>* is already starting.

Response

Wait for the strmqm command to complete.

AMQ8138

The WebSphere MQ queue has an incorrect type.

Severity

40 : Stop Error

Explanation

The operation is not valid with queue *<insert_5>* because it is not a local queue.

Response

Change the QNAME parameter to specify a queue of the correct type.

AMQ8139

Already connected.

Severity

20 : Error

Explanation

A connection to the WebSphere MQ queue manager already exists.

Response

None.

AMQ8140

Resource timeout error.

Severity

40 : Stop Error

Explanation

A timeout occurred in the communication between internal WebSphere MQ queue manager components. This is most likely to occur when the system is heavily loaded.

Response

Wait until the system is less heavily loaded, then try the command again.

AMQ8141

WebSphere MQ queue manager starting.

Severity

40 : Stop Error

Explanation

The queue manager <insert_5> is starting.

Response

Wait for the queue manager startup process to complete and then try the command again.

AMQ8142

WebSphere MQ queue manager stopped.

Severity

40 : Stop Error

Explanation

The queue manager <insert_5> is stopped.

Response

Use the strmqm command to start the queue manager, and then try the command again.

AMQ8143

WebSphere MQ queue not empty.

Severity

40 : Stop Error

Explanation

The queue <insert_5> specified in <insert_2> is not empty or contains uncommitted updates.

Response

Commit or roll back any uncommitted updates. If the command is DELETE QLOCAL, use the CLEAR QLOCAL command to clear the messages from the queue. Then try the command again.

AMQ8144

Log not available.

Severity

40 : Stop Error

Explanation

The WebSphere MQ logging resource is not available.

Response

Use the `dltmqm` command to delete the queue manager and then the `crtmqm` command to create the queue manager. Then try the command again.

AMQ8145

Connection broken.

Severity

40 : Stop Error

Explanation

The connection to the WebSphere MQ queue manager failed during command processing. This may be caused by an `endmqm` command being issued by another user, or by a queue manager error.

Response

Use the `strmqm` command to start the message queue manager, wait until the message queue manager has started, and try the command again.

AMQ8146

WebSphere MQ queue manager not available.

Severity

40 : Stop Error

Explanation

The queue manager is not available because it has been stopped or has not been created.

Response

Use the `crtmqm` command to create the message queue manager, or the `strmqm` command to start the message queue manager as necessary. Then try the command again.

AMQ8146 (i5/OS)

WebSphere MQ queue manager not available.

Severity

40 : Stop Error

Explanation

The queue manager is not available because it has been stopped or has not been created.

Response

Use the `CRTMQM` command to create the message queue manager or the `STRMQM` command to start the message queue manager as necessary, then retry the command. If a queue manager was not specified, ensure that a default queue manager has been created and is started using the `WRKMQM` command.

AMQ8147

WebSphere MQ object `<insert_3>` not found.

Severity

40 : Stop Error

Explanation

If the command entered was `Change` or `Display`, the object `<insert_3>` specified does not exist. If the command entered was `Copy`, the source object does not exist. If the command entered was `Create`, the system default MQ object of the specified type does not exist.

Response

Correct the object name and then try the command again or, if you are creating a new queue or process object, either specify all parameters explicitly or ensure that the system default object of the required type exists. The system default queue names are `SYSTEM.DEFAULT.LOCAL.QUEUE`, `SYSTEM.DEFAULT.ALIAS.QUEUE` and `SYSTEM.DEFAULT.REMOTE.QUEUE`. The system default process name is `SYSTEM.DEFAULT.PROCESS`.

AMQ8147 (i5/OS)

WebSphere MQ object `<insert_3>` not found.

Severity

40 : Stop Error

Explanation

If the command entered was `Change`, `Delete` or `Display`, the MQ object `<insert_3>` specified does not exist. If the command entered was `Copy`, the source MQ object does not exist. If the command entered was `Create`, the

system default MQ object of the specified type does not exist.

Response

Correct the MQ object name and then try the command again or, if you are creating a new MQ object, either specify all parameters explicitly or ensure that the system default object of the required type exists.

AMQ8148

WebSphere MQ object in use.

Severity

40 : Stop Error

Explanation

The object *<insert_3>* is in use by an MQ application program.

Response

Wait until the object is no longer in use and then try the command again. If the command is ALTER or CHANGE, specify FORCE to force the processing of the object regardless of any application program affected by the change. If the object is the dead-letter queue and the open input count is nonzero, it may be in use by an MQ channel. If the object is another queue object with a nonzero open output count, it may be in use by a MQ channel (of type RCVR or RQSTR). In either case, use the STOP CHANNEL and START CHANNEL commands to stop and restart the channel in order to solve the problem. To alter the queue USAGE the FORCE option must be used if the queue is not empty.

AMQ8149

WebSphere MQ object damaged.

Severity

40 : Stop Error

Explanation

The object *<insert_3>* specified in *<insert_4>* is damaged.

Response

The object contents are not valid. Issue the DISPLAY CHANNEL, DISPLAY QUEUE, or DISPLAY PROCESS command, as required, to determine the name of the damaged object. Issue the DEFINE command, for the appropriate object type, to replace the damaged object, then try the command again.

AMQ8150

WebSphere MQ object already exists.

Severity

40 : Stop Error

Explanation

The object *<insert_3>* specified on the *<insert_5>* command could not be created because it already exists.

Response

Check that the name is correct and try the command again specifying REPLACE, or delete the object. Then try the command again.

AMQ8151

WebSphere MQ object has different type.

Severity

40 : Stop Error

Explanation

The type specified for object *<insert_3>* is different from the type of the object being altered or defined.

Response

Use the correct MQ command for the object type, and then try the command again.

AMQ8152

Source WebSphere MQ object has different type.

Severity

40 : Stop Error

Explanation

The type of the source object is different from that specified.

Response

Correct the name of the command, or source object name, and then try the command again, or try the command using the REPLACE option.

AMQ8153

Insufficient disk space for the specified queue.

Severity

40 : Stop Error

Explanation

The command failed because there was insufficient disk space available for the specified queue.

Response

Release some disk space and then try the command again.

AMQ8154

API exit load error.

Severity

40 : Stop Error

Explanation

The WebSphere MQ queue manager was unable to load the API crossing exit.

Response

Ensure that the API crossing exit program is valid, and that its name and directory are correctly specified. Correct any error and then try the command again.

AMQ8155

Connection limit exceeded.

Severity

40 : Stop Error

Explanation

The queue manager connection limit has been exceeded.

Response

The maximum limit on the number of WebSphere MQ application programs that may be connected to the queue manager has been exceeded. Try the command later.

AMQ8156

WebSphere MQ queue manager quiescing.

Severity

40 : Stop Error

Explanation

The queue manager is quiescing.

Response

The queue manager was stopping with -c specified for endmqm. Wait until the queue manager has been restarted and then try the command again.

AMQ8157

Security error.

Severity

40 : Stop Error

Explanation

An error was reported by the security manager program.

Response

Inform your systems administrator, wait until the problem has been corrected, and then try the command again.

AMQ8158 (i5/OS)

API exit not found.

Severity

40 : Stop Error

Explanation

The API crossing exit program was not found.

Response

Ensure that the API crossing exit program for the MQI exists, and that its name and library are correctly specified. Correct any errors and then try the command again.

AMQ8159 (i5/OS)

MAXDEPTH not allowed with queue type *ALS or *RMT.

Severity

40 : Stop Error

Explanation

The MAXDEPTH parameter may not be specified for a queue of type *ALS or *RMT.

Response

Remove the MAXDEPTH parameter from the command or, if the command is CRTMQMQ, specify a different value for QTYPE. Then try the command again.

AMQ8160 (i5/OS)

DFTSHARE not allowed with queue type *ALS or *RMT.

Severity

40 : Stop Error

Explanation

The DFTSHARE parameter may not be specified for a queue of type *ALS or *RMT.

Response

Remove the DFTSHARE parameter from the command or, if the command is CRTMQMQ, specify a different value for QTYPE. Then try the command again.

AMQ8161 (i5/OS)

AUT(*MQMPASSID) only allowed with OBJTYPE(*ADM).

Severity

40 : Stop Error

Explanation

AUT(*MQMPASSID) may only be specified with OBJTYPE(*ADM).

Response

Change the AUT parameter to specify another value and then try the command again.

AMQ8162 (i5/OS)

AUT(*MQMPASSALL) only allowed with OBJTYPE(*ADM).

Severity

40 : Stop Error

Explanation

AUT(*MQMPASSALL) may only be specified with OBJTYPE(*ADM).

Response

Change the AUT parameter to specify another value and then try the command again.

AMQ8163 (i5/OS)

AUT(*MQMSETID) only allowed with OBJTYPE(*ADM).

Severity

40 : Stop Error

Explanation

AUT(*MQMSETID) may only be specified with OBJTYPE(*ADM).

Response

Change the AUT parameter to specify another value and then try the command again.

AMQ8164 (i5/OS)

AUT(*MQMSETALL) only allowed with OBJTYPE(*ADM).

Severity

40 : Stop Error

Explanation

AUT(*MQMSETALL) may only be specified with OBJTYPE(*ADM).

Response

Change the AUT parameter to specify another value and then try the command again.

AMQ8165 (i5/OS)

AUT(*MQMALTUSR) only allowed with OBJTYPE(*ADM).

Severity

40 : Stop Error

Explanation

AUT(*MQMALTUSR) may only be specified with OBJTYPE(*ADM).

Response

Change the AUT parameter to specify another value and then try the command again.

AMQ8166 (i5/OS)

WebSphere MQ reference object not found.

Severity

40 : Stop Error

Explanation

The object specified by the REFOBJ and REFOBJTYPE parameters does not exist.

Response

Correct the reference object name and type, and then try the command again.

AMQ8167 (i5/OS)

Referenced object name not valid.

Severity

30 : Severe error

Explanation

The referenced object name specified in REFOBJ is not valid. The length of the name must not exceed 48 characters and the name should contain the following characters only: lowercase a-z, uppercase A-Z, numeric 0-9, period (.), forward slash (/), underscore (_) and percent sign (%).

Response

Change the length of the parameter value or change the parameter value to contain a valid combination of characters. Then try the command again.

AMQ8168 (i5/OS)

User profile name for parameter USER not found.

Severity

30 : Severe error

Explanation

The user profile name specified for parameter USER could not be found on the system, and is not the special value *PUBLIC.

Response

Correct the user profile name, or use the Create User Profile (CRTUSRPRF) command to create the user profile then try the request again.

AMQ8169 (i5/OS)

Authorization list for parameter AUTL does not exist.

Severity

30 : Severe error

Explanation

The authorization list specified for parameter AUTL does not exist. It may have been destroyed.

Response

Either specify an authorization list that exists, or create the authorization list using the Create Authorization List (CRTAUTL) command. Try the request again.

AMQ8170 (i5/OS)

REFOBJTYPE(*OBJTYPE) and OBJTYPE(*ALL) cannot be used together.

Severity

30 : Severe error

Explanation

REFOBJTYPE(*OBJTYPE) can be specified only with a specific object type.

Response

Change the REFOBJTYPE or OBJTYPE input value to a specific object type. Then try the Grant Authority (GRTMQMAUT) command again.

AMQ8171 (i5/OS)

Authority of *AUTL is only allowed with USER(*PUBLIC).

Severity

30 : Severe error

Explanation

AUT(*AUTL) was specified on either the Grant Authority (GRTMQMAUT) command or the Revoke Authority (RVKMQMAUT) command with the USER parameter not set to *PUBLIC. Only the authority for *PUBLIC can be deferred to the authorization list.

Response

Change the AUT parameter to the authorities that are correct for the users or change the USER parameter to *PUBLIC. Then try the command again.

AMQ8172

Already disconnected.

Severity

10 : Warning

Explanation

The MQI reason code of 2018 was returned from the WebSphere MQ queue manager in response to an MQDISC request issued during command processing.

Response

None.

AMQ8173

No processes to display.

Severity

0 : Information

Explanation

There are no matching processes defined on this system.

Response

Using the DEFINE PROCESS command to create a process.

AMQ8174

No queues to display.

Severity

0 : Information

Explanation

There are no matching queues defined on this system.

Response

Use the appropriate command to define a queue of the type that you require, that is, DEFINE QALIAS, DEFINE QLOCAL, DEFINE QMODEL, or DEFINE QREMOTE.

AMQ8175 (i5/OS)

WebSphere MQ trace has started.

Severity

0 : Information

Explanation

The trace has started successfully.

Response

None.

AMQ8176 (i5/OS)

WebSphere MQ trace has been written.

Severity

0 : Information

Explanation

The trace has been written successfully.

Response

None.

AMQ8177 (i5/OS)

WebSphere MQ trace has stopped.

Severity

0 : Information

Explanation

The trace has stopped.

Response

None.

AMQ8178 (i5/OS)

WebSphere MQ trace did not start.

Severity

40 : Stop Error

Explanation

The trace did not start successfully.

Response

None.

AMQ8179 (i5/OS)

WebSphere MQ trace output error.

Severity

40 : Stop Error

Explanation

The trace was not output successfully.

Response

None.

AMQ8180 (i5/OS)

WebSphere MQ trace end request failed.

Severity

40 : Stop Error

Explanation

Your request to end the trace was not successful.

Response

None.

AMQ8181 (i5/OS)

No jobs to display.

Severity

10 : Warning

Explanation

There are no matching jobs running on this system.

Response

Specify another job name from the STRMQMSRV command.

AMQ8182 (i5/OS)

WebSphere MQ trace already off.

Severity

10 : Warning

Explanation

An attempt was made to set trace off, but the trace is not active.

Response

None.

AMQ8183 (i5/OS)

WebSphere MQ trace already running.

Severity

10 : Warning

Explanation

An attempt was made to start trace, but trace is already running.

Response

Either leave trace running as it is, or, if you want to change the trace settings, turn trace off and then turn it on again with appropriate settings.

AMQ8184 (i5/OS)

Requested job cannot be found

Severity

10 : Warning

Explanation

The job specified cannot be found in the table that controls WebSphere MQ for i5/OS trace. As a result no trace action can be performed.

Response

Specify an appropriate job name.

AMQ8185

Operating system object already exists.

Severity

40 : Stop Error

Explanation

The WebSphere MQ object cannot be created because an object that is not known to MQ already exists in the MQ directory with the name that should be used for the new object. Refer to the log for previous messages.

Response

Remove the non-MQ object from the MQ library, and try the command again.

AMQ8186

Image not available for WebSphere MQ object *<insert_5>*.

Severity

40 : Stop Error

Explanation

The object *<insert_5>* type *<insert_3>* cannot be recreated because the image is not fully available in the logs that are currently online. Refer to earlier messages in the error log for information about the logs that need to be brought online for this object to be recreated.

Response

Bring the relevant logs online, and try the command again.

AMQ8187

WebSphere MQ object *<insert_5>* is currently open.

Severity

40 : Stop Error

Explanation

The object *<insert_5>*, type *<insert_3>*, is currently in use, so the *<insert_1>* command cannot be issued against it. If a generic list was presented to the command, the command is still issued against the other objects in the list.

Response

Wait until the object is no longer in use, and try the command again.

AMQ8188

Insufficient authorization to WebSphere MQ object *<insert_5>*.

Severity

40 : Stop Error

Explanation

You are not authorized to issue the *<insert_1>* command against the object *<insert_5>* type *<insert_3>*. If a generic list was presented to the command, the command is still issued against the other objects in the list.

Response

Obtain sufficient authorization for the object, and retry the command.

AMQ8189

WebSphere MQ object *<insert_3>* is damaged.

Severity

40 : Stop Error

Explanation

The object *<insert_3>* type *<insert_4>* is damaged and the *<insert_5>* command cannot be issued against it. If a generic list was presented to the command then the command is still issued against the other objects in the list.

Response

Issue the appropriate DEFINE command for the object, specifying REPLACE, and then try the command again.

AMQ8190

<insert_3> succeeded on *<insert_1>* objects and failed on *<insert_2>* objects.

Severity

40 : Stop Error

Explanation

An operation performed on a generic list of objects was not completely successful.

Response

Examine the log for details of the errors encountered, and take appropriate action.

AMQ8191

WebSphere MQ command server is starting.

Severity

40 : Stop Error

Explanation

The command server is starting.

Response

Wait for the strmqcsv command to complete and then try the operation again.

AMQ8191 (i5/OS)

WebSphere MQ command server is starting.

Severity

40 : Stop Error

Explanation

The command server is starting.

Response

Wait for the STRMQMCSVR command to complete and then try the operation again.

AMQ8192

WebSphere MQ command server already starting.

Severity

40 : Stop Error

Explanation

The request to start the command server was unsuccessful because the command server is already starting.

Response

Wait for the strmqcsv command to complete.

AMQ8192 (i5/OS)

WebSphere MQ command server already starting.

Severity

40 : Stop Error

Explanation

The request to start the command server was unsuccessful because the command server is already starting.

Response

Wait for the STRMQMCSVR command to complete.

AMQ8193

WebSphere MQ command server is ending.

Severity

40 : Stop Error

Explanation

The command server is ending.

Response

Wait for the endmqcsv command to complete and then try the command again.

AMQ8193 (i5/OS)

WebSphere MQ command server is ending.

Severity

40 : Stop Error

Explanation

The command server is ending.

Response

Wait for the ENDMQMCSVR command to complete and then try the command again.

AMQ8194

WebSphere MQ command server already ending.

Severity

40 : Stop Error

Explanation

The end command server request was unsuccessful because the command server is already ending.

Response

Wait for the endmqcsv command to complete.

AMQ8194 (i5/OS)

WebSphere MQ command server already ending.

Severity

40 : Stop Error

Explanation

The end command server request was unsuccessful because the command server is already ending.

Response

Wait for the ENDMQMCSVR command to complete.

AMQ8195

WebSphere MQ command server already running.

Severity

40 : Stop Error

Explanation

The strmqcsv command was unsuccessful because the command server is already running.

Response

None.

AMQ8195 (i5/OS)

WebSphere MQ command server already running.

Severity

40 : Stop Error

Explanation

The STRMQMCSVR command was unsuccessful because the command server is already running.

Response

None.

AMQ8196

WebSphere MQ command server already stopped.

Severity

40 : Stop Error

Explanation

The request to end the command server was unsuccessful because the command server is already stopped.

Response

None.

AMQ8197

Deleted WebSphere MQ queue damaged.

Severity

20 : Error

Explanation

The deleted MQ queue <insert_3> was damaged, and any messages it contained have been lost.

Response

None.

AMQ8198 (i5/OS)

Program <insert_3> called with incorrect number of parameters.

Severity

20 : Error

Explanation

The number of parameters passed in the call to program <insert_3> is not correct.

Response

Correct the calling program and then retry the operation.

AMQ8199 (i5/OS)

Error in call identifier parameter passed to program QMQM.

Severity

20 : Error

Explanation

The call identifier, the first parameter passed to program QMQM, is not in the required packed decimal format, or its value is not supported. Permitted values of the call identifier are contained in the RPG copy file CMQR.

Response

Correct the calling program, and retry the call.

AMQ8200 (i5/OS)

MODENAME only allowed with TRPTYPE(*LU62).

Severity

40 : Stop Error

Explanation

The MODENAME parameter may only be specified with TRPTYPE(*LU62).

Response

Remove the MODENAME parameter from the command or change the TRPTYPE parameter value to specify *LU62 and then try the command again.

AMQ8201 (i5/OS)

TPGMNAME only allowed with TRPTYPE(*LU62).

Severity

40 : Stop Error

Explanation

The TPGMNAME parameter may only be specified with TRPTYPE(*LU62).

Response

Remove the TPGMNAME parameter from the command or change the TRPTYPE parameter value to specify *LU62. Then try the command again.

AMQ8202

TMQNAME only allowed with channel type *SDR or *SVR.

Severity

40 : Stop Error

Explanation

The TMQNAME parameter may only be specified with channel type *SDR or *SVR.

Response

Remove the TMQNAME parameter from the command or, if the command is CRTMQMCHL, change the CHLTYPE parameter value to specify *SDR or *SVR. Then try the command again.

AMQ8203 (i5/OS)

CONNNAME only allowed with channel type *SDR, *SVR, *RQSTR, *CLUSSDR, *CLTCN and *CLUSRCVR

Severity

40 : Stop Error

Explanation

The CONNAME parameter may only be specified with channel type *SDR, *SVR, *RQSTR, *CLUSSDR, *CLTCN or *CLUSRCVR.

Response

Remove the CONNAME parameter from the command or, if the command is CRTMQMCHL, change the CHLTYPE parameter value to specify *SDR, *SVR, *RQSTR, *CLUSSDR, *CLTCN or *CLUSRCVR. Then try the command again.

AMQ8204

MCANAME only allowed with channel type *SDR, *SVR, *RQSTR, *CLUSSDR or *CLUSRCVR

Severity

40 : Stop Error

Explanation

The MCANAME parameter may only be specified with channel type *SDR, *SVR, *RQSTR, *CLUSSDR or *CLUSRCVR.

Response

Remove the MCANAME parameter from the command, or if the command is CRTMQMCHL, change the CHLTYPE parameter value to specify *SDR, *SVR, *RQSTR, *CLUSSDR or *CLUSRCVR. Then try the command again.

AMQ8205

DSCITV only allowed with channel type *CLUSSDR, *CLUSRCVR, *SDR or *SVR.

Severity

40 : Stop Error

Explanation

The DSCITV parameter may only be specified with channel type *CLUSSDR, *CLUSRCVR, *SDR or *SVR.

Response

Remove the DSCITV parameter from the command or, if the command is CRTMQMCHL, change the CHLTYPE parameter value to specify *CLUSSDR, *CLUSRCVR, *SDR or *SVR. Then try the command again.

AMQ8206

SHORTRTY only allowed with channel type *CLUSSDR, CLUSRCVR, *SDR or *SVR.

Severity

40 : Stop Error

Explanation

The SHORTRTY parameter may only be specified with channel type *CLUSSDR, *CLUSRCVR, *SDR or *SVR.

Response

Remove the SHORTRTY parameter from the command or, if the command is CRTMQMCHL, change the CHLTYPE parameter value to specify *CLUSSDR, *CLUSRCVR, *SDR or *SVR. Then try the command again.

AMQ8207

SHORTTMR only allowed with channel type *CLUSSDR, CLUSRCVR, *SDR or *SVR.

Severity

40 : Stop Error

Explanation

The SHORTTMR parameter may only be specified with channel type *CLUSSDR, *CLUSRCVR, *SDR or *SVR.

Response

Remove the SHORTTMR parameter from the command or, if the command is CRTMQMCHL, change the CHLTYPE parameter value to specify *CLUSSDR, CLUSRCVR, *SDR or *SVR. Then try the command again.

AMQ8208

LONGRTY only allowed with channel type *CLUSSDR, *CLUSRCVR, *SDR or *SVR.

Severity

40 : Stop Error

Explanation

The LONGRTY parameter may only be specified with channel type *CLUSSDR, *CLUSRCVR, *SDR or *SVR.

Response

Remove the LONGRTY parameter from the command or, if the command is CRTMQMCHL, change the CHLTYPE parameter value to specify *CLUSSDR, *CLUSRCVR, *SDR or *SVR. Then try the command again.

AMQ8209

LONGTMR only allowed with channel type *CLUSSDR, *CLUSRCVR, *SDR or *SVR.

Severity

40 : Stop Error

Explanation

The LONGTMR parameter may only be specified with channel type *CLUSSDR, *CLUSRCVR, *SDR or *SVR.

Response

Remove the LONGTMR parameter from the command or, if the command is CRTMQMCHL, change the CHLTYPE parameter value to specify *CLUSSDR, *CLUSRCVR, *SDR or *SVR. Then try the command again.

AMQ8210

PUTAUT only allowed with channel type *RCVR, *RQSTR or *CLUSRCVR

Severity

40 : Stop Error

Explanation

The PUTAUT parameter may only be specified with channel type *RCVR, *RQSTR or *CLUSRCVR.

Response

Remove the PUTAUT parameter from the command or, if the command is CRTMQMCHL, change the CHLTYPE parameter value to specify *RCVR, *RQSTR or *CLUSRCVR. Then try the command again.

AMQ8211

BATCHINT only allowed with channel type *SDR or *SVR.

Severity

40 : Stop Error

Explanation

The BATCHINT parameter may only be specified with channel type *SDR or *SVR.

Response

Remove the BATCHINT parameter from the command or, if the command is CRTMQMCHL, change the CHLTYPE parameter value to specify *SDR or *SVR. Then try the command again.

AMQ8212 (i5/OS)

TPGMNAME parameter required with TRPTYPE(*LU62).

Severity

40 : Stop Error

Explanation

A required parameter was not specified.

Response

Enter a value for parameter TPGMNAME.

AMQ8213 (i5/OS)

TMQNAME parameter required with channel type *SDR or *SVR.

Severity

40 : Stop Error

Explanation

The TMQNAME parameter must be specified with channel type *SDR or *SVR.

Response

Enter a value for parameter TMQNAME.

AMQ8214

CONNNAME parameter missing.

Severity

40 : Stop Error

Explanation

The CONNNAME parameter must be specified with channel types SDR, RQSTR, CLNTCONN, and CLUSSDR. It is also required with channel type CLUSRCVR if the TRPTYPE is not TCP.

Response

Enter a value for parameter CONNNAME.

AMQ8214 (i5/OS)

CONNNAME parameter missing.

Severity

40 : Stop Error

Explanation

The CONNNAME parameter must be specified with channel types *SDR, *RQSTR, *CLTCN and *CLUSSDR. It is also required with channel type *CLUSRCVR if the TRPTYPE is not *TCP.

Response

Enter a value for parameter CONNNAME.

AMQ8215 (i5/OS)

CVTMSG only allowed with channel type *SDR, *SVR, *CLUSSDR or *CLUSRCVR.

Severity

40 : Stop Error

Explanation

The CVTMSG parameter may only be specified with channel type *SDR, *SVR, *CLUSSDR or *CLUSRCVR.

Response

Remove the CVTMSG parameter from the command or, if the command is CRTMQMCHL, change the CHLTYPE parameter value to specify *SDR, *SVR, *CLUSSDR or CLUSRCVR. Then try the command again.

AMQ8216 (i5/OS)

MODENAME only allowed with TRPTYPE(*LU62).

Severity

40 : Stop Error

Explanation

The MODENAME parameter may only be specified with TRPTYPE(*LU62).

Response

Remove the MODENAME parameter from the command or change the TRPTYPE parameter value to specify *LU62. Then try the command again.

AMQ8217 (i5/OS)

CONNNAME only allowed with channel type *SDR, *SVR, *RQSTR, *CLUSSDR or CLUSRCVR.

Severity

40 : Stop Error

Explanation

The CONNNAME parameter may only be specified with channel type *SDR, *SVR, *RQSTR, CLUSSDR or CLUSRCVR.

Response

Remove the CONNNAME parameter from the command or, if the command is CRTMQMCHL, change the CHLTYPE parameter value to specify *SDR, *SVR, *RQSTR, CLUSSDR or CLUSRCVR. Then try the command again.

AMQ8218

The system cannot accept the combination of parameters entered.

Severity

30 : Severe error

AMQ8219

Command server queue is open, retry later.

Severity

30 : Severe error

Response

Wait and try again later.

AMQ8220 (i5/OS)

The PNGMQMCHL command has completed.

Severity

0 : Information

Explanation

The PNGMQMCHL command sent *<insert_1>* bytes of data to *<insert_3>* and received the data back in *<insert_4>*.*<insert_5>* seconds. The number of bytes will be less than the amount requested on the command, when the length requested is greater than the allowed maximum, in one communications transmission, for the operating system and communications protocol.

Response

None.

AMQ8221 (i5/OS)

Ping data length truncated, specified length *<insert_1>*, actual length *<insert_2>*.

Severity

10 : Warning

Explanation

The length of the ping data sent was reduced because of constraints in the current configuration.

Response

None.

AMQ8222 (i5/OS)

The data sent and received by the PNGMQMCHL command was not identical.

Severity

40 : Stop Error

Explanation

Ping data compare failed at offset *<insert_1>*, data sent *<insert_3>*, data received *<insert_4>*.

Response

This is probably due to a communications failure. Other messages may have been issued.

AMQ8223 (i5/OS)

No channels to display.

Severity

0 : Information

Explanation

There are no channels defined on this system.

Response

Create a channel using the CRTMQMCHL command.

AMQ8224 (i5/OS)

From channel *<insert_3>* not found.

Severity

30 : Severe error

Explanation

The source WebSphere MQ channel does not exist.

Response

Correct the MQ channel name and then try the command again.

AMQ8225 (i5/OS)

From channel and to channel names are equal.

Severity

30 : Severe error

Explanation

The same name has been specified for the from channel name and the to channel name.

Response

Choose two different names, of which the from channel must exist.

AMQ8226

WebSphere MQ channel already exists.

Severity

40 : Stop Error

Explanation

The channel *<insert_3>* cannot be created because it already exists.

Response

Check that the name is correct and try the command again specifying REPLACE, or delete the channel and then try the command again.

AMQ8227

Channel *<insert_3>* not found.

Severity

30 : Severe error

Explanation

The channel could not be found.

Response

Correct the Channel Name if wrong and then try the command again. For DEFINE CHANNEL check that the Channel Name in error exists.

AMQ8229 (i5/OS)

No message queue managers to display.

Severity

0 : Information

Explanation

There are no message queue managers to administer.

Response

Add a queue manager using PF6 or the ADMQMNAM command.

AMQ8230 (i5/OS)

No queue manager objects to display.

Severity

0 : Information

Explanation

Either the queue manager has no objects to display (this is unlikely), or the selection criteria resulted in zero objects to display.

Response

Change or remove the selection criteria.

AMQ8231 (i5/OS)

No responses to display.

Severity

0 : Information

Explanation

There are no commands or command responses to display.

Response

None.

AMQ8232 (i5/OS)

No messages to display.

Severity

0 : Information

Explanation

The queue is empty, or the queue does not exist.

Response

None.

AMQ8233 (i5/OS)

No message data to display.

Severity

0 : Information

Explanation

The message contains no data.

Response

None.

AMQ8234 (i5/OS)

No response data to display.

Severity

0 : Information

Explanation

There is no response data to display for this command. This is probably because the command has not yet completed.

Response

None.

AMQ8235 (i5/OS)

No command parameters to display.

Severity

0 : Information

Explanation

Some commands have no required parameters.

Response

None.

AMQ8236 (i5/OS)

Channel <insert_3> not found.

Severity

30 : Severe error

Explanation

CHGMQMCHL was issued for a non-existent channel.

Response

Correct the WebSphere MQ channel name and then try the command again.

AMQ8237 (i5/OS)

NPMSPEED only allowed with channel type *SDR, *SVR, *RCVR *RQSTR, CLUSSDR or CLUSRCVR.

Severity

40 : Stop Error

Explanation

The NPMSPEED parameter may only be specified with channel type *SDR, *SVR, *RCVR *RQSTR, CLUSSDR or CLUSRCVR.

Response

Remove the NPMSPEED parameter from the command or, if the command is CRTMQMCHL, change the CHLTYPE parameter value to specify *SDR, *SVR, *RCVR *RQSTR, CLUSSDR or CLUSRCVR. Then try the command again.

AMQ8238 (i5/OS)

Queue manager connection already open.

Severity

30 : Severe error

Explanation

An MQCONN call was issued, but the thread or process is already connected to a different queue manager. The thread or process can connect to only one queue manager at a time.

Response

Use the MQDISC call to disconnect from the queue manager which is already connected, and then issue the MQCONN call to connect to the new queue manager. Disconnecting from the existing queue manager will close any queues which are currently open, it is recommended that any uncommitted units of work should be committed or backed out before the MQDISC call is used.

AMQ8239 (i5/OS)

LOCLADDR not valid for channel type *RCVR or *SVRCN.

Severity

40 : Stop Error

Explanation

The LOCLADDR parameter may only be specified with channel type *SDR, *SVR, *RQSTR, *CLUSSDR, *CLUSRCVR or *CLTCN.

Response

Remove the CONNAME parameter from the command or, if the command is CRTMQMCHL, change the CHLTYPE parameter value to specify *SDR, *SVR, *RQSTR, *CLUSSDR, *CLUSRCVR or *CLTCN. Then try the command again.

AMQ8240 (i5/OS)

Unexpected error <insert_1> in <insert_3>.

Severity

40 : Stop Error

Explanation

The unexpected return code <insert_1> was returned during <insert_3> processing.

Response

This message is associated with an internal error. Use WRKPRB to record the problem identifier, and to save the QPSRVDMP, QPJOBLOG, and QPDSPJOB files. Use either the [WebSphere MQ Support site](http://www.ibm.com/software/support/isa/), or the IBM support assistant at <http://www.ibm.com/software/support/isa/>, to see whether a solution is already available. If you are unable to find a match, contact your IBM support center. Do not discard these files until the problem has been resolved.

AMQ8241 (i5/OS)

Unexpected message format <insert_3> received.

Severity

40 : Stop Error

Explanation

The unexpected message format <insert_3> was received in message on the internal reply queue.

Response

This message is probably a message sent erroneously to this queue. The message in error is written to the SYSTEM.ADMIN.EXCEPTION.QUEUE, where it may be viewed using the WRKMQMSG command.

AMQ8242

SSLCIPH definition wrong.

Severity

40 : Stop Error

Explanation

The definition of the SSLCIPH parameter was wrong.

Response

Correct the SSLCIPH definition and try the command again.

AMQ8243

SSLPEER definition wrong.

Severity

40 : Stop Error

Explanation

The definition of the SSLPEER parameter was wrong. Possible causes may be that the syntax was invalid or that it contained an invalid attribute type.

Response

Correct the SSLPEER definition and try the command again.

**AMQ8244**

SSLCIPH definition not supported.

Severity

40 : Stop Error

Explanation

The SSLCIPH value specified is not supported by the current GSKit version.

Response

Install and enable a GSKit version which supports the specified CipherSpec. Refer to the WebSphere MQ Security documentation for more information about CipherSpec support.

**AMQ8266 (i5/OS)**

No objects to display.

Severity

0 : Information

Explanation

There are no objects with the specified name and type.

Response

None.

AMQ8276

Display Connection details.

Severity

0 : Information

Explanation

The DISPLAY CONN command completed successfully. Details follow this message.

AMQ8278 (i5/OS)

Maximum handle limit reached.

Severity

40 : Stop Error

Explanation

An attempt was made to exceed the maximum handle limit specified for the message queue manager.

Response

Increase the maximum handle limit specified for the message queue manager using the CHGMQM command. Then try the command again.

AMQ8280 (i5/OS)

Queue does not exist.

Severity

30 : Severe error

Explanation

The queue being displayed does not exist on this queue manager.

Response

Check the name of the queue and retry the operation. If you are attempting to display a queue of type *ALS, check the queue definition references an existing queue definition.

AMQ8282 (i5/OS)

Queue manager <insert_3> is not defined on the connected queue manager.

Severity

30 : Severe error

Explanation

Either the necessary queue manager name has been entered incorrectly on the add queue manager panel, or the queue manager has not been defined on the connected queue manager.

Response

Correct the name, or define <insert_3> on the connected queue manager by creating a local queue with name <insert_3> and usage *TMQ (transmission queue), and then creating sender and receiver channels on both the connected queue manager and queue manager <insert_3>.

AMQ8284 (i5/OS)

This user is not authorized to queue <insert_3>.

Severity

40 : Stop Error

Explanation

Queue <insert_3> (queue manager <insert_4>) has not been authorized for your use.

Response

Have queue <insert_3> authorized for your use. If queue manager <insert_4> is not the local queue manager, you might not be authorized to the transmission queue for this queue manager.

AMQ8287

No channels with status to display.

Severity

0 : Information

Explanation

There are no channels having status information to display. This indicates either, that the channel has not been started previously, or, that the channel has been started but has not yet completed a transmission sequence.

Response

None.

AMQ8288 (i5/OS)

Not authorized to command <insert_1>

Severity

40 : Stop Error

Explanation

You are not authorized to perform the requested operation for WebSphere MQ command *<insert_1>*.

Response

Obtain the necessary authority from your WebSphere MQ administrator. Then try the command again.

AMQ8289 (i5/OS)

You are not authorized to the WebSphere MQ command.

Severity

40 : Stop Error

Explanation

You are not authorized to the WebSphere MQ command because your user profile is not a member of the QMQMADM group.

Response

Ask your MQ administrator to give your user profile *ALLOBJ authority, or add your user profile to the QMQMADM group (either as a primary or supplemental group)

AMQ8291 (i5/OS)

WebSphere MQ remote trace already running.

Severity

10 : Warning

Explanation

An attempt was made to start remote trace, but it is already running.

Response

Either leave remote trace running as it is, or, if you want to change the settings, turn remote trace off and then turn it on again with appropriate settings.

AMQ8294 (i5/OS)

WebSphere MQ remote trace already off.

Severity

10 : Warning

Explanation

An attempt was made to end remote trace, but it is already off.

Response

Leave remote trace off.

AMQ8295 (i5/OS)

WebSphere MQ object not secured by authorization list.

Severity

40 : Stop Error

Explanation

The specified object is not secured by the authorization list to be revoked from it.

Response

Use the display authority (DSPMQMAUT) command to determine what authorization list is securing the object, if any. Issue the RVKMQMAUT command again with the authorization list that is securing the the object to revoke the authorization list's authority.

AMQ8296

<insert_1> MQSC commands completed successfully.

Severity

0 : Information

Explanation

The *<insert_3>* command has completed successfully. The *<insert_1>* MQ commands from *<insert_5>* have been processed without error and a report written to the printer spool file.

Response

None.

AMQ8297

<insert_1> MQSC commands verified successfully.

Severity

0 : Information

Explanation

The <insert_3> command completed successfully. The <insert_1> MQ commands from <insert_5> have been verified and a report written to the printer spool file.

Response

None.

AMQ8298

Error report generated for MQSC command process.

Severity

40 : Stop Error

Explanation

The <insert_5> command attempted to process a sequence of MQ commands and encountered some errors, however, the operation may have partially completed.

Response

If the <insert_5> command was executed a report has been written to a printer spool file. Examine the spooled printer file for details of the errors encountered and correct the MQSC source in <insert_3> and retry the operation.

AMQ8299

Cannot open <insert_3> for MQSC process.

Severity

40 : Stop Error

Explanation

The <insert_5> command failed to open <insert_3> for MQ command processing.

Response

Check that the intended file exists, and has been specified correctly. Correct the specification or create the object, and try the operation again.

AMQ8300 (i5/OS)

Too many exit programs/user data fields defined.

Severity

30 : Severe error

Explanation

An attempt was made to create or change a channel which had more than the allowed maximum of a total of six exit programs and/or user data fields defined.

Response

Re-define the channel so that a total of six exit programs and/or user data fields are defined.

AMQ8301 (i5/OS)

WebSphere MQ storage monitor job could not be started.

Severity

50 : System Error

Explanation

An attempt to start the storage monitor process (job QMQM in subsystem QSYSWRK) was unsuccessful.

Response

Check the job log for the reason for the failure, and try the command again.

AMQ8302

Internal failure initializing WebSphere MQ services.

Severity

50 : System Error

Explanation

An error occurred while attempting to initialize WebSphere MQ services.

Response

A call to xcsInitialize ended with the FAIL, STOP, or STOP_ALL return code. Refer to the log for messages diagnosing this problem.

AMQ8303

Insufficient storage available to process request.

Severity

50 : System Error

AMQ8304

Tracing cannot be started. Too many traces are already running.

Severity

40 : Stop Error

Explanation

A maximum of 15 traces may be running concurrently. This number is already running.

Response

Stop one or more of the other traces and try the command again.

AMQ8305

Tracing cannot be started. Too many traces are already running.

Severity

40 : Stop Error

Explanation

A maximum of 9 traces can be running concurrently, and this number of traces is already running.

Response

Stop one or more of the other traces and try the command again.

AMQ8306 (i5/OS)

BATCHSIZE only allowed with channel type *SDR, *SVR, *RCVR, *RQSTR, CLUSSDR or CLUSRCVR.

Severity

40 : Stop Error

Explanation

The BATCHSIZE parameter may only be specified with channel type *SDR, *SVR, *RCVR, *RQSTR, CLUSSDR or CLUSRCVR.

Response

Remove the BATCHSIZE parameter from the command or, if the command is CRTMQMCHL, change the CHLTYPE parameter value to specify *SDR, *SVR, *RCVR, *RQSTR, CLUSSDR or CLUSRCVR. Then try the command again.

AMQ8307 (i5/OS)

SEQNUMWRAP only allowed with channel type *SDR, *SVR, *RCVR, *RQSTR, CLUSSDR or CLUSRCVR.

Severity

40 : Stop Error

Explanation

The SEQNUMWRAP parameter may only be specified with channel type *SDR, *SVR, *RCVR, *RQSTR, CLUSSDR or CLUSRCVR.

Response

Remove the SEQNUMWRAP parameter from the command or, if the command is CRTMQMCHL, change the CHLTYPE parameter value to specify *SDR, *SVR, *RCVR, *RQSTR, CLUSSDR or CLUSRCVR. Then try the command again.

AMQ8308 (i5/OS)

MSGRTYEXIT only allowed with channel type *CLUSRCVR, *RCVR or *RQSTR.

Severity

40 : Stop Error

Explanation

The MSGRTYEXIT parameter may only be specified with channel type *CLUSRCVR, *RCVR or *RQSTR.

Response

Remove the MSGRTYEXIT parameter from the command or, if the command is CRTMQMCHL, change the CHLTYPE parameter value to specify *CLUSRCVR, *RCVR or *RQSTR. Then try the command again.

AMQ8309 (i5/OS)

MSGRTYDATA only allowed with channel type *CLUSRCVR, *RCVR or *RQSTR.

Severity

40 : Stop Error

Explanation

The MSGRTYDATA parameter may only be specified with channel type *CLUSRCVR, *RCVR or *RQSTR.

Response

Remove the MSGRTYDATA parameter from the command or, if the command is CRTMQMCHL, change the CHLTYPE parameter value to specify *CLUSRCVR, *RCVR or *RQSTR. Then try the command again.

AMQ8310 (i5/OS)

MSGRTYNBR only allowed with channel type *CLUSRCVR, *RCVR or *RQSTR.

Severity

40 : Stop Error

Explanation

The MSGRTYNBR parameter may only be specified with channel type *CLUSRCVR, *RCVR or *RQSTR.

Response

Remove the MSGRTYNBR parameter from the command or, if the command is CRTMQMCHL, change the CHLTYPE parameter value to specify *CLUSRCVR, *RCVR or *RQSTR. Then try the command again.

AMQ8311 (i5/OS)

MSGRTYITV only allowed with channel type *CLUSRCVR, *RCVR or *RQSTR.

Severity

40 : Stop Error

Explanation

The MSGRTYITV parameter may only be specified with channel type *CLUSRCVR, *RCVR or *RQSTR.

Response

Remove the MSGRTYITV parameter from the command or, if the command is CRTMQMCHL, change the CHLTYPE parameter value to specify *CLUSRCVR, *RCVR or *RQSTR. Then try the command again.

AMQ8312 (i5/OS)

CLUSTER only allowed with queue type *ALS, *LCL and *RMT.

Severity

40 : Stop Error

Explanation

The CLUSTER parameter may only be specified with queue type *ALS, *LCL and *RMT.

Response

Remove the CLUSTER parameter from the command or, if the command is CRTMQMQ, change the QTYPE parameter value to specify *ALS, *LCL or *RMT. Then try the command again.

AMQ8313 (i5/OS)

CLUSNL only allowed with queue type *ALS, *LCL and *RMT.

Severity

40 : Stop Error

Explanation

The CLUSNL parameter may only be specified with queue type *ALS, *LCL and *RMT.

Response

Remove the CLUSNL parameter from the command or, if the command is CRTMQMQ, change the QTYPE parameter value to specify *ALS, *LCL or *RMT. Then try the command again.

AMQ8314 (i5/OS)

DEFBIND only allowed with queue type *ALS, *LCL and *RMT.

Severity

40 : Stop Error

Explanation

The DEFBIND parameter may only be specified with queue type *ALS, *LCL and *RMT.

Response

Remove the DEFBIND parameter from the command or, if the command is CRTMQMQ, change the QTYPE parameter value to specify *ALS, *LCL or *RMT. Then try the command again.

AMQ8315

No namelists to display.

Severity

0 : Information

Explanation

There are no matching namelists defined on this system.

Response

Use the Create Namelist (CRTMQMNL) command to create a namelist.

AMQ8316

No cluster queue managers to display.

Severity

0 : Information

Explanation

There are no matching cluster queue managers defined on this system.

Response

None.

AMQ8317 (i5/OS)

CLUSTER only allowed with channel type *CLUSSDR and *CLUSRCVR.

Severity

40 : Stop Error

Explanation

The CLUSTER parameter may only be specified with channel type *CLUSSDR and *CLUSRCVR.

Response

Remove the CLUSTER parameter from the command or, if the command is CRTMQMCHL, change the CHLTYPE parameter value to specify *CLUSSDR or *CLUSRCVR. Then try the command again.

AMQ8318 (i5/OS)

CLUSNL only allowed with channel type *CLUSSDR and *CLUSRCVR.

Severity

40 : Stop Error

Explanation

The CLUSNL parameter may only be specified with channel type *CLUSSDR and *CLUSRCVR.

Response

Remove the CLUSNL parameter from the command or, if the command is CRTMQMCHL, change the CHLQTYPE parameter value to specify *CLUSSDR or *CLUSRCVR. Then try the command again.

AMQ8319

MSGEXIT only allowed with channel type *SDR, *SVR, *RCVR *RQSTR, *CLUSSDR or *CLUSRCVR.

Severity

40 : Stop Error

Explanation

The MSGEXIT parameter may only be specified with channel type *SDR, *SVR, *RCVR, *RQSTR, *CLUSSDR, or *CLUSRCVR.

Response

Remove the MSGEXIT parameter from the command or, if the command is CRTMQMCHL, change the CHLTYPE parameter value to specify *SDR or *SVR or *RCVR or *RQSTR or *CLUSSDR or *CLUSRCVR. Then try the command again.

AMQ8320 (i5/OS)

MSGUSRDATA only allowed with channel type *SDR, *SVR, *RCVR *RQSTR, or *CLUSSDR or *CLUSRCVR.

Severity

40 : Stop Error

Explanation

The MSGUSRDATA parameter may only be specified with channel type *SDR, *SVR, *RCVR *RQSTR, *CLUSSDR or *CLUSRCVR.

Response

Remove the MSGUSRDATA parameter from the command or, if the command is CRTMQMCHL, change the CHLTYPE parameter value to specify *SDR or *SVR or *RCVR or *RQSTR or *CLUSSDR or *CLUSRCVR. Then try the command again.

AMQ8321 (i5/OS)

Process <insert_3> is still running.

Severity

0 : Information

AMQ8322 (i5/OS)

TIMEOUT only allowed with ENDCCTJOB(*YES).

Severity

40 : Stop Error

Explanation

The TIMEOUT parameter may only be specified when connected jobs are being ended with the ENDCCTJOB option set to *YES.

Response

Remove the TIMEOUT parameter from the command or, if you want to fully quiesce the queue manager, change the ENDCCTJOB parameter to *YES. Then try the command again.

AMQ8323 (i5/OS)

OPTION(*PREEMPT) must not be used with ENDCCTJOB(*YES).

Severity

40 : Stop Error

Explanation

When performing a pre-emptive shutdown of the queue manager the ENDCCTJOB(*YES) parameter is not allowed.

Response

Change the ENDCCTJOB(*YES) parameter to ENDCCTJOB(*NO) or, if you want to fully quiesce the queue manager without doing a pre-emptive shutdown, change the OPTION(*PREEMPT) parameter to another value. Then try the command again.

AMQ8324 (i5/OS)

OPTION(*WAIT) not allowed with MQMNAME(*ALL).

Severity

40 : Stop Error

Explanation

The OPTION(*WAIT) parameter is not allowed when performing a shutdown of all queue managers.

Response

Remove the OPTION(*WAIT) parameter from the command or, specify individual queue manager names to shut down the queue managers one-by-one with the OPTION(*WAIT) parameter. Then try the command again.

AMQ8325 (i5/OS)

MQMNAME(*ALL) is not allowed with ENDCCTJOB(*NO).

Severity

40 : Stop Error

Explanation

The MQMNAME(*ALL) parameter is only allowed when performing a full shutdown of the queue managers.

Response

Specify individual queue manager names to shut the queue managers down one-by-one or change the ENDCCTJOB parameter to *YES. Then try the command again.

AMQ8330

Running

Severity

0 : Information

AMQ8331

Ended normally

Severity

0 : Information

AMQ8332

Ended immediately

Severity

0 : Information

AMQ8333

Ended preemptively

Severity

0 : Information

AMQ8334

Ended unexpectedly

Severity

0 : Information

AMQ8335

Starting

Severity

0 : Information

AMQ8336

Quiescing

Severity

0 : Information

AMQ8337

Ending immediately

Severity

0 : Information

AMQ8338

Ending preemptively

Severity

0 : Information

AMQ8339

Being deleted

Severity

0 : Information

AMQ8340

Not available

Severity

0 : Information

AMQ8341

SUBPOOL(<insert_3>)<insert_4>PID(<insert_1>)

Severity

0 : Information

AMQ8342

No authorities to display.

Severity

0 : Information

Explanation

There are no authority records defined on this system, satisfying the input parameters.

Response

Use the appropriate input to list all the authorities defined on the system, or enter the command again with different input..

AMQ8343

Running as standby

Severity

0 : Information

AMQ8343 (i5/OS)

The requested operation is not valid for user QMQMADM.

Severity

0 : Information

Explanation

You are not allowed to completely delete the authorities assigned to user QMQMADM, for a valid WebSphere MQ object, with the authority *REMOVE or *NONE.

Response

Remove QMQMADM from the list of users to this command.

AMQ8344

Running elsewhere

Severity

0 : Information

AMQ8344 (i5/OS)

The delete option is only valid for a generic profile name.

Severity

0 : Information

Explanation

The delete option, which will delete this authority profile by removing all the users from this authority profile, is not valid for an object name or the special value &class.

Response

To delete users from an object, work from the WRKMQMAUTD command.

AMQ8345 (i5/OS)

BATCHHB not valid for channel type *RCVR, *RQSTR, *SVRCN or *CLTCN.

Severity

40 : Stop Error

Explanation

The BATCHHB parameter may only be specified with channel type *SDR, *SVR, *CLUSSDR, or *CLUSRCVR.

Response

Remove the BATCHHB parameter from the command or, if the command is CRTMQMCHL, change the CHLTYPE parameter value to specify *SDR, *SVR, *CLUSSDR or *CLUSRCVR. Then try the command again.

AMQ8346 (i5/OS)

Parameter mismatch between QMNAME and QMID.

Severity

40 : Stop Error

Explanation

The Queue Manager Name for Removal (QMNAME) parameter is not *QMID and there is a value for the Queue Manager Identifier for Removal (QMID) parameter.

Response

A value for QMID is not allowed unless QMNAME is *QMID. Change the value specified on the QMNAME parameter or the value of the QMID parameter and then try the request again.

AMQ8347 (i5/OS)

USERID not valid for channel type *RCVR, *SVRCN or *CLUSRCVR.

Severity

40 : Stop Error

Explanation

The USERID parameter may only be specified with channel type *SDR, *SVR, *RQSTR, *CLUSSDR, or *CLTCN.

Response

Remove the USERID parameter from the command or, if the command is CRTMQMCHL, change the CHLTYPE parameter value to specify *SDR, *SVR, *RQSTR, *CLUSSDR, or *CLTCN. Then try the command again.

AMQ8348 (i5/OS)

PASSWORD not valid for channel type *RCVR, *SVRCN or *CLUSRCVR.

Severity

40 : Stop Error

Explanation

The PASSWORD parameter may only be specified with channel type *SDR, *SVR, *RQSTR, *CLUSSDR, or *CLTCN.

Response

Remove the PASSWORD parameter from the command or, if the command is CRTMQMCHL, change the CHLTYPE parameter value to specify *SDR, *SVR, *RQSTR, *CLUSSDR, or *CLTCN. Then try the command again.

AMQ8349 (i5/OS)

Authority changes to <insert_3> failed.

Severity

40 : Stop Error

Explanation

Authority changes to an object were requested but could not be made.

Response

Check the authorities that you are granting are relevant to the object type of *<insert_3>*.

AMQ8350

Usage: dspmqver [-p Components] [-f Fields] [-b] [-v]

Severity

0 : Information

Explanation

This shows the correct usage.

Response

None.

AMQ8351

WebSphere MQ Java environment has not been configured correctly.

Severity

20 : Error

Explanation

A command was issued that attempted to run a Java application. However either a working JRE (Java Runtime Environment) was not found or the WebSphere MQ Java environment variables have not been set up. The command could not be run successfully.

Response

Ensure that you have a working JRE (Java Runtime Environment) and that the WebSphere MQ Java environment variables have been set using the setjmsenv script. Retry the command.

AMQ8352

WebSphere MQ queue manager *<insert_5>* becoming primary instance.

Severity

0 : Information

Explanation

Queue manager *<insert_5>* was running previously as a standby instance and is now becoming the primary instance.

Response

None.

AMQ8353

Quiesce request accepted. The queue manager will stop when all outstanding work is complete, permitting switchover to a standby queue manager.

Severity

0 : Information

Explanation

You have requested that the queue manager end when there is no more work for it. In the meantime, it will refuse new applications that attempt to start, although it allows those already running to complete their work. Once the queue manager has stopped, a switchover to a standby queue manager is permitted.

Response

None.

AMQ8354

WebSphere MQ queue manager *<insert_5>* ended, permitting switchover to a standby queue manager.

Severity

0 : Information

Explanation

WebSphere MQ queue manager *<insert_5>* ended. Once the queue manager has stopped, a switchover to a standby queue manager is permitted.

Response

None.

AMQ8355

WebSphere MQ standby queue manager *<insert_5>* not permitted to become a primary instance.

Severity

20 : Error

Explanation

WebSphere MQ standby queue manager *<insert_5>* obtained a lock on its data in the file-system but was not permitted to become a primary instance. The most likely cause is that the queue manager was stopped without permitting a switchover.

Response

None.

AMQ8367

Active instance of WebSphere MQ queue manager *<insert_3>* not ended.

Severity

20 : Error

Explanation

You tried to end the local instance of WebSphere MQ queue manager *<insert_3>* using the '-x' option, which ends a standby instance. The local instance is not a standby instance.

Response

Issue the endmqm command without the '-x' option.

AMQ8368

Standby instance of WebSphere MQ queue manager *<insert_3>* not ended.

Severity

20 : Error

Explanation

You tried to end the local instance of WebSphere MQ queue manager *<insert_3>*. It is a standby instance so you must specify the '-x' option of endmqm.

Response

Issue the endmqm command with the '-x' option.

AMQ8370

Usage: runmqdmn -q Queue -a Assembly

[-m QueueManager] [-c ClassName] [-u Text] [-s Syncpoint]

[-n MaxThreads] [-t Timeout] [-b BackoutThreshold]

[-r BackoutQueue] [-p Context] [-d]

Severity

0 : Information

Explanation

This shows the correct usage.

Response

None.

AMQ8371

<insert_3> is not a valid command line option.

Severity

40 : Stop Error

Explanation

The option *<insert_3>* was specified on the command line to the application however this is not one of the valid set of command line options.

Response

Check the usage information for the application and then retry.

AMQ8372

The required command line option *<insert_3>* is missing.

Severity

40 : Stop Error

Explanation

The application expects several mandatory command line options. One of these, *<insert_3>*, was not specified.

Response

Check the usage information for the application and ensure that all required parameters are specified then retry.

AMQ8373

Invalid value specified for command line option *<insert_3>* (*<insert_4>*).

Severity

40 : Stop Error

Explanation

The value specified for command line option *<insert_3>* (*<insert_4>*) is invalid.

Response

Check the usage information for the application and ensure that all options specify values in the valid range then retry.

AMQ8374

WebSphere MQ queue manager *<insert_3>* does not exist.

Severity

40 : Stop Error

Explanation

The WebSphere MQ queue manager *<insert_3>* does not exist.

Response

Either create the queue manager (crtmqm command) or correct the queue manager name used in the command and then try the command again.

AMQ8375

WebSphere MQ queue manager *<insert_3>* not available.

Severity

40 : Stop Error

Explanation

The WebSphere MQ queue manager *<insert_3>* is not available because it has been stopped or is otherwise not contactable.

Response

Use the strmqm command to start the message queue manager as necessary or correct any intermittent problems (eg. network connectivity) then try the command again.

AMQ8376

WebSphere MQ queue *<insert_3>* not found.

Severity

40 : Stop Error

Explanation

The queue *<insert_3>* could not be found, it may not have been created.

Response

Ensure that the name of the queue specified is correct, queue names are case sensitive. If the queue is not

created, use the runmqsc command to create it. Then try the command again.

AMQ8377

Unexpected error *<insert_1>* was received by the application.

Severity

40 : Stop Error

Explanation

The error *<insert_1>* was returned unexpectedly to the application.

Response

Save any generated output files and use either the [WebSphere MQ Support site](http://www.ibm.com/software/support/isa/), or the IBM support assistant at <http://www.ibm.com/software/support/isa/>, to see whether a solution is already available. If you are unable to find a match, contact your IBM support center.

AMQ8378

Unexpected exception received from .NET Framework

<insert_3>

Severity

40 : Stop Error

Explanation

The application received an exception from the underlying .NET framework, information about the exception follows:

<insert_4>

Response

Examine the information contained within the exception to determine if it is possible to resolve locally.

If it is not possible to resolve the problem locally, save any generated output files and use either the [WebSphere MQ Support site](http://www.ibm.com/software/support/isa/), or the IBM support assistant at <http://www.ibm.com/software/support/isa/>, to see whether a solution is already available. If you are unable to find a match, contact your IBM support center.

AMQ8379

Assembly *<insert_3>* could not be loaded

Severity

40 : Stop Error

Explanation

The WebSphere MQ .NET Monitor attempted to load assembly *<insert_3>* but received an exception from the underlying .NET framework indicating that it could not be found. *<insert_4>*

Response

Check that the assembly does exist and is accessible to the user running the application then retry.

If the assembly should be available, save any generated output files and use either the [WebSphere MQ Support site](http://www.ibm.com/software/support/isa/), or the IBM support assistant at <http://www.ibm.com/software/support/isa/>, to see whether a solution is already available. If you are unable to find a match, contact your IBM support center.

AMQ8380

No classes implementing IMQObjectTrigger found in *<insert_3>*.

Severity

40 : Stop Error

Explanation

The WebSphere MQ .NET monitor was unable to identify any classes in referenced assembly *<insert_3>* which implement the IMQObjectTrigger interface.

Response

It is a requirement of the WebSphere MQ .NET monitor that either a single class implementing the IMQObjectTrigger interface exists in the referenced assembly or that a class is identified in that assembly to execute. Either modify the assembly to include a single class implementing IMQObjectTrigger or specify a class name on the command line and retry.

AMQ8381

Too many classes implementing IMQObjectTrigger (<insert_1>) found in <insert_3>.

Severity

40 : Stop Error

Explanation

The WebSphere MQ .NET monitor found <insert_1> classes in referenced assembly <insert_3> all of which implement the IMQObjectTrigger interface.

Response

It is a requirement of the WebSphere MQ .NET monitor that either a single class implementing the IMQObjectTrigger interface exists in the referenced assembly or that a class is identified in that assembly to execute. Either modify the assembly to include a single class implementing IMQObjectTrigger or specify a class name on the command line and retry.

AMQ8382

A Message breaking the backout threshold (<insert_1>) was moved to <insert_4>

Severity

10 : Warning

Explanation

Whilst processing queue <insert_3> a message whose backout count exceeded the specified backout threshold (<insert_1>) was successfully moved to <insert_4>

Response

The message moved to the backout queue has a backout count greater than the backout threshold specified (or picked up from the input queue BOTHRESH attribute). You should investigate the reason why this message was rolled back onto the input queue and resolve that issue. If backout processing is not required, modify the command line options and or queue definitions to achieve the required behaviour from the .NET monitor.

AMQ8383

A Message breaking the backout threshold (<insert_1>) could not be moved.

Severity

40 : Stop Error

Explanation

While processing queue <insert_3> a message whose backout count exceeded the specified backout threshold (<insert_1>) was encountered however, it was not possible to move it to either a backout queue or the dead-letter queue.

Response

Because it was not possible to move the backed out message to another queue, it has been left on the input queue. As a result, the .NET monitor has ended.

It is possible that the backout queue or dead-letter queue are full or disabled for put - in this case, resolve this problem first.

If backout processing should have resulted in the message being placed on another queue, check the command line options, input queue definition and queue manager dead-letter queue attribute to ensure that they are correct, then retry.

AMQ8390

Usage: endmqdnm -q Queue [-m QueueManager]

Severity

0 : Information

Explanation

This shows the correct usage.

Response

None.

AMQ8391

<insert_3> is not a valid command line option.

Severity

40 : Stop Error

Explanation

The option *<insert_3>* was specified on the command line to the application however this is not one of the valid set of command line options.

Response

Check the usage information for the application and then retry.

AMQ8392

The required command line option *<insert_3>* is missing.

Severity

40 : Stop Error

Explanation

The application expects mandatory command line options. One of these, *<insert_3>*, was not specified.

Response

Check the usage information for the application and ensure that all required parameters are specified then retry.

AMQ8393

Invalid value specified for command line option *<insert_3>* (*<insert_4>*).

Severity

40 : Stop Error

Explanation

The value specified for command line option *<insert_3>* (*<insert_4>*) is invalid.

Response

Check the usage information for the application and ensure that all options specify values in the valid range then retry.

AMQ8394

WebSphere MQ queue manager *<insert_3>* does not exist.

Severity

40 : Stop Error

Explanation

The WebSphere MQ queue manager *<insert_3>* does not exist.

Response

Either create the queue manager (crtmqm command) or correct the queue manager name used in the command and then try the command again.

AMQ8395

WebSphere MQ queue manager *<insert_3>* not available.

Severity

40 : Stop Error

Explanation

The WebSphere MQ queue manager *<insert_3>* is not available because it has been stopped or is otherwise not contactable.

Response

Use the strmqm command to start the message queue manager as necessary or correct any intermittent problems (eg. network connectivity) then try the command again.

AMQ8396

WebSphere MQ queue *<insert_3>* not found.

Severity

40 : Stop Error

Explanation

The queue *<insert_3>* could not be found, it may not have been created.

Response

Ensure that the name of the queue specified is correct, queue names are case sensitive. If the queue is not created, use the runmqsc command to create it. Then try the command again.

AMQ8397

Unexpected error *<insert_1>* was received by the application.

Severity

40 : Stop Error

Explanation

The error *<insert_1>* was returned unexpectedly to the application.

Response

Save any generated output files and use either the [WebSphere MQ Support site](http://www.ibm.com/software/support/isa/), or the IBM support assistant at <http://www.ibm.com/software/support/isa/>, to see whether a solution is already available. If you are unable to find a match, contact your IBM support center.

AMQ8398

Unexpected exception received from .NET Framework

<insert_3>

Severity

40 : Stop Error

Explanation

The application received an exception from the underlying .NET framework, information about the exception follows:

<insert_4>

Response

Examine the information contained within the exception to determine if it is possible to resolve locally.

If it is not possible to resolve the problem locally, save any generated output files and use either the [WebSphere MQ Support site](http://www.ibm.com/software/support/isa/), or the IBM support assistant at <http://www.ibm.com/software/support/isa/>, to see whether a solution is already available. If you are unable to find a match, contact your IBM support center.

AMQ8401

<insert_1> MQSC commands read.

Severity

0 : Information

Explanation

The MQSC script contains *<insert_1>* commands.

Response

None.

AMQ8402

<insert_1> commands have a syntax error.

Severity

0 : Information

Explanation

The MQSC script contains *<insert_1>* commands having a syntax error.

Response

None.

AMQ8403

<insert_1> valid MQSC commands could not be processed.

Severity

0 : Information

Explanation

The MQSC script contains *<insert_1>* commands that failed to process.

Response

None.

AMQ8404

Command failed.

Severity

0 : Information

Explanation

An MQSC command has been recognized, but cannot be processed.

Response

None.

AMQ8405

Syntax error detected at or near end of command segment below:-

Severity

0 : Information

Explanation

The MQSC script contains *<insert_1>* commands having a syntax error.

Response

None.

AMQ8406

Unexpected 'end of input' in MQSC.

Severity

0 : Information

Explanation

An MQSC command contains a continuation character, but the 'end of input' has been reached without completing the command.

Response

None.

AMQ8407

Display Process details.

Severity

0 : Information

Explanation

The MQSC DISPLAY PROCESS command completed successfully, and details follow this message.

Response

None.

AMQ8408

Display Queue Manager details.

Severity

0 : Information

Explanation

The MQSC DISPLAY QMGR command completed successfully, and details follow this message.

Response

None.

AMQ8409

Display Queue details.

Severity

0 : Information

Explanation

The MQSC DISPLAY QUEUE command completed successfully, and details follow this message.

Response

None.

AMQ8410

Parser Error.

Severity

0 : Information

Explanation

The MQSC Parser has an internal error.

Response

None.

AMQ8411

Duplicate Keyword Error.

Severity

0 : Information

Explanation

A command in the MQSC script contains duplicate keywords.

Response

None.

AMQ8412

Numeric Range Error.

Severity

0 : Information

Explanation

The value assigned to an MQSC command keyword is out of the permitted range.

Response

None.

AMQ8413

String Length Error.

Severity

0 : Information

Explanation

A string assigned to an MQSC keyword is either NULL, or longer than the maximum permitted for that keyword.

Response

None.

AMQ8414

Display Channel details.

Severity

0 : Information

Explanation

The MQSC DISPLAY CHL command completed successfully, and details follow this message.

Response

None.

AMQ8415

Ping WebSphere MQ Queue Manager command complete.

Severity

0 : Information

Explanation

The MQSC PING QMGR command completed successfully.

Response

None.

AMQ8416

MQSC timed out waiting for a response from the command server.

Severity

0 : Information

Explanation

MQSC did not receive a response message from the remote command server in the time specified.

Response

None.

AMQ8417

Display Channel Status details.

Severity

0 : Information

Explanation

The MQSC DISPLAY CHANNEL STATUS command completed successfully, and details follow this message.

Response

None.

AMQ8418

<insert_1> command responses received.

Severity

0 : Information

Explanation

Running in queued mode, <insert_1> command responses were received from the remote command server.

Response

None.

AMQ8419

The Queue is already in the DCE cell.

Severity

0 : Information

Explanation

The Queue is already in the cell, that is, its SCOPE attribute is already CELL.

Response

None.

AMQ8420

Channel Status not found.

Severity

0 : Information

Explanation

No status was found for the specified channel(s).

Response

None.

AMQ8421

A required keyword was not specified.

Severity

0 : Information

Explanation

A keyword required in this command was not specified.

Response

None.

AMQ8422

MQSC found the following response to a previous command on the reply queue :-

Severity

0 : Information

Explanation

MQSC found additional command responses on the reply queue. They will follow this message.

Response

None.

AMQ8423

Cell Directory not available.

Severity

0 : Information

Explanation

The DCE cell directory is not available, so the requested operation has failed.

Response

None.

AMQ8424

Error detected in a name keyword.

Severity

0 : Information

Explanation

A keyword in an MQSC command contained a name string which was not valid. This may be because it contained characters which are not accepted in MQ names. Typical keywords which can produce this error are QLOCAL (and the other q types), CHANNEL, XMITQ, INITQ, MCANAME etc.

Response

None.

AMQ8425

Attribute value error.

Severity

0 : Information

Explanation

A keyword in an MQSC command contained a value that was not valid.

Response

None.

AMQ8426

Valid MQSC commands are:

Severity

0 : Information

Explanation

The text shows valid MQSC commands.

Response

None.

AMQ8427

Valid syntax for the MQSC command:

Severity

0 : Information

Explanation

The text shown is the valid syntax for the MQSC command.

Response

None.

AMQ8428

TYPE Keyword has already been specified.

Severity

0 : Information

Explanation

The TYPE has already been specified after the DISPLAY verb, for example DISPLAY QUEUE(*) type(QLOCAL) type(QALIAS).

Response

Delete the second TYPE keyword and run the command again.

AMQ8429 (i5/OS)

Error detected in a exit parameter.

Severity

0 : Information

Explanation

A syntax error occurred in the exit parameter. This may be because it contained characters which are not accepted as exit names. Check the parameters in the MSGEXIT, RCVEXIT, SCYEXIT and SENDEXIT definitions.

Response

None.

AMQ8430

Remote queue manager name is unknown.

Severity

0 : Information

Explanation

The Remote queue manager name is not known to this queue manager. Check that a transmission queue of the same name as the remote queue manager name exists.

Response

Create a transmission queue of the same name as the remote queue manager if one does not exist.

AMQ8431

Transmission queue does not exist

Severity

0 : Information

Explanation

The transmission queue does not exist on this queue manager.

Response

None.

AMQ8432

You are not allowed to set both the REPOS and REPOSNL fields.

Severity

0 : Information

Explanation

An attempt to set both the REPOS and REPOSNL fields has been made. Only one of these fields can have a value other than blank. Both of the fields may be blank.

Response

None.

AMQ8433

You are not allowed to set both the CLUSTER and CLUSNL fields.

Severity

0 : Information

Explanation

An attempt to set both the CLUSTER and CLUSNL fields has been made. Only one of these fields can have a value other than blank. Both of the fields may be blank.

Response

None.

AMQ8434

The repository is unavailable.

Severity

0 : Information

Explanation

The repository is unavailable and the data cannot be accessed. Stop and restart the queue manager.

Response

None.

AMQ8435

All valid MQSC commands were processed.

Severity

0 : Information

Explanation

The MQSC script contains no commands that failed to process.

Response

None.

AMQ8436

One valid MQSC command could not be processed.

Severity

0 : Information

Explanation

The MQSC script contains one command that failed to process.

Response

None.

AMQ8437

No MQSC commands read.

Severity

0 : Information

Explanation

The MQSC script contains no commands.

Response

None.

AMQ8438

One MQSC command read.

Severity

0 : Information

Explanation

The MQSC script contains one command.

Response

None.

AMQ8439

No commands have a syntax error.

Severity

0 : Information

Explanation

The MQSC script contains no commands having a syntax error.

Response

None.

AMQ8440

One command has a syntax error.

Severity

0 : Information

Explanation

The MQSC script contains one command which has a syntax error.

Response

None.

AMQ8441

Display Cluster Queue Manager details.

Severity

0 : Information

Explanation

The MQSC DISPLAY CLUSQMGR command completed successfully, and details follow this message.

Response

None.

AMQ8442

USAGE can not be set to XMITQ with either the CLUSTER or CLUSNL fields set.

Severity

0 : Information

Explanation

An attempt has been made to set USAGE to XMITQ when the CLUSTER or CLUSNL field has a value. Change the value of USAGE, or set the CLUSTER and CLUSNL fields to blank, and try the command again.

Response

None.

AMQ8442 (i5/OS)

USAGE can not be set to *TMQ with either the CLUSTER or CLUSNL fields set.

Severity

0 : Information

Explanation

An attempt has been made to set USAGE to *TMQ when the CLUSTER or CLUSNL field has a value. Change the

value of USAGE, or set the CLUSTER and CLUSNL fields to blank, and try the command again.

Response

None.

AMQ8443

Only the CLUSTER or CLUSNL field may have a value.

Severity

0 : Information

Explanation

An attempt has been made to set both CLUSTER and CLUSNL fields. One and only one of the fields may have a value, the other field must be blank. Change the value of one of the fields to blank and try the command again.

Response

None.

AMQ8444

The CLUSTER or CLUSNL fields must have a value.

Severity

0 : Information

Explanation

Both the CLUSTER and CLUSNL fields are blank. One and only one of the fields may be blank, the other field must be a value. Change one of the fields from blank to a value and try the command again.

Response

None.

AMQ8445

Program cannot open queue manager object.

Severity

30 : Severe error

Explanation

An attempt to open a queue manager object has failed.

Response

See the previously listed messages in the job log.

AMQ8446

Channel is currently active.

Severity

30 : Severe error

Explanation

The requested operation failed because the channel is currently active.

Response

See the previously listed messages in the job log.

AMQ8447

Requested operation on channel *<insert_3>* not valid for this channel type.

Severity

30 : Severe error

Explanation

The operation requested cannot be performed because channel *<insert_3>* is not of a suitable type. For example, only sender, server and cluster-sender channels can be resolved.

Response

Check that the correct operation was requested. If it was, check that the correct channel name was specified.

AMQ8448

Channel *<insert_3>* is not running.

Severity

30 : Severe error

Explanation

A request to end channel <insert_3> has failed because the channel is not running.

Response

Check that the correct operation was requested. If it was, check that the correct channel name was specified.

AMQ8449

Queue <insert_3> inhibited for MQGET.

Severity

30 : Severe error

Explanation

An MQGET failed because the queue <insert_3> had been previously inhibited for MQGET.

Response

None.

AMQ8450

Display queue status details.

Severity

0 : Information

Explanation

The MQSC DISPLAY QSTATUS command completed successfully. Details follow this message.

AMQ8451 (i5/OS)

STATUS(*STOPPED) not allowed with CONNAME specified.

Severity

0 : Information

Explanation

The STATUS(*STOPPED) parameter is not allowed when specifying CONNAME on the ENDMQMCHL command.

Response

Remove the CONNAME parameter from the command or, specify STATUS(*INACTIVE) to end the channel instance for the specified connection name.

AMQ8452 (i5/OS)

STATUS(*STOPPED) not allowed with RQMNAME specified.

Severity

0 : Information

Explanation

The STATUS(*STOPPED) parameter is not allowed when specifying RQMNAME on the ENDMQMCHL command.

Response

Remove the RQMNAME parameter from the command or, specify STATUS(*INACTIVE) to end the channel instance for the specified remote queue manager.

AMQ8453

The path <insert_3> is invalid

Severity

20 : Error

Explanation

You typed a path which was not syntactically correct for the operating system you are running WebSphere MQ on.

Response

Determine the correct syntax of a path name for the operating system you are running WebSphere MQ on and use this information to type in a valid path.

AMQ8454

Syntax error found in parameter *<insert_3>*.

Severity

20 : Error

Explanation

The data you entered for *<insert_3>* does not conform to the syntax rules laid down by WebSphere MQ for this parameter.

Response

Carefully check the data entered for this parameter in conjunction with the WebSphere MQ Command Reference to determine the cause of error.

AMQ8455

Password length error

Severity

20 : Error

Explanation

The password string length is rounded up by WebSphere MQ to the nearest eight bytes. This rounding causes the total length of the SSLCRYP string to exceed its maximum.

Response

Decrease the size of the password, or of earlier fields in the SSLCRYP string.

AMQ8456

Conflicting parameters in command.

Severity

20 : Error

Explanation

The command contains parameters that cannot be used together.

Response

Refer to the WebSphere MQ Script (MQSC) Command Reference to determine an allowable combination of parameters for this command.

AMQ8457

WebSphere MQ connection stopped.

Severity

0 : Information

Explanation

The STOP CONN command successfully stopped the connection that was specified.

Response

None.

AMQ8458

WebSphere MQ connection not stopped.

Severity

0 : Information

Explanation

The STOP CONN command could not stop the connection that was specified.

Response

None.

AMQ8459

Not Found.

Severity

0 : Information

Explanation

You specified an identifier that was not found. Please try the command again and supply a valid identifier.

Response

None.

AMQ8460

Syntax error in connection identifier.

Severity

0 : Information

Explanation

You specified an invalid connection identifier. A valid connection identifier contains 16 hex characters, where all of the characters in the connection identifier should lie within the range 0-9, a-z or A-Z.

Response

Correct the connection identifier so that it conforms to the above specification.

AMQ8461

Connection identifier not found.

Severity

0 : Information

Explanation

You specified a connection identifier which is not associated with this queue manager.

Response

Correct the connection identifier so that it describes a connection identifier which is associated with this queue manager. Use the command DISPLAY CONN to identify potential connection identifiers to use with this command.

AMQ8462

The required parameter *<insert_3>* is missing.

Severity

20 : Error

Explanation

The command you entered requires the *<insert_3>* parameter, which has not been specified.

Response

Make sure you specify the missing required parameter.

AMQ8463

At least one of *<insert_3>* must be specified.

Severity

20 : Error

Explanation

At least one of the parameters *<insert_3>* must be specified.

Response

Make sure you specify the required parameters.

AMQ8464

WebSphere MQ subscription *<insert_3>* not found.

Severity

30 : Severe error

Explanation

If the command entered was Change or Display, the subscription *<insert_3>* specified does not exist. If the command entered was Copy, the source subscription does not exist. If the command entered was Create, the system default MQ subscription does not exist.

Response

Correct the subscription name or subscription id specified and then try the command again. If you are creating a

new subscription, either specify all parameters explicitly or ensure that the system default subscription, SYSTEM.DEFAULT.SUB, exists.

AMQ8465

The *<insert_3>* attribute cannot be modified for an existing Subscription.

Severity

20 : Error

Explanation

The Subscription could not be altered or replaced.

Response

The Subscription could not be altered or replaced. Check that the command only contains changable attributes.

AMQ8466

The remote queue *<insert_3>* could not be opened.

Severity

30 : Severe error

Explanation

The remote queue could not be opened..

Response

Check that the remote Queue is correctly defined on the remote Queue Manager.

AMQ8467

There was a syntax error in the hex string representing the bytes value of a keyword.

Severity

0 : Information

Explanation

The hex string that was entered was found to contain a syntax error. This error may occur for one of the following reasons:

- The string was too long.
- The string contained invalid hex characters.

Valid characters are 0-9, A-F and a-f. Hex strings with an odd number of characters will be prefixed with a zero, for example, DESTCORL(A) will be interpreted as DESTCORL(0A)

Response

None.

AMQ8468

DEST field must not be set when using DESTCLAS(MANAGED)

Severity

30 : Severe error

Explanation

An attempt to set both DESTCLAS(MANAGED) and DEST has been made. When using DESTCLAS(MANAGED) do not specify a destination. If a destination is required then DESTCLAS(PROVIDED) should be used.

Response

None.

AMQ8469

WebSphere MQ subscription *<insert_3>* in use.

Severity

30 : Severe error

Explanation

The subscription *<insert_3>* specified is currently in use by another application.

Response

Ensure that no applications are using the specified subscription, then try the command again.

AMQ8470

The object `<insert_3>` is not a valid subscription destination.

Severity

30 : Severe error

Explanation

The object `<insert_3>` is not of a permitted type for a subscription destination.

Response

If using a QALIAS as a subscription destination object, ensure that its TARGTYPE attribute has the value of QUEUE.

AMQ8471

WebSphere MQ topic string error

Severity

30 : Severe error

Explanation

The topic string (TOPICSTR) supplied was not valid

Response

Correct the topic string definition and try the command again.

AMQ8472

WebSphere MQ topic string not found

Severity

30 : Severe error

Explanation

The topic string supplied does not exist in the topic tree

Response

Correct the topic string used and try the command again

AMQ8473

A WebSphere MQ topic using the supplied topic string already exists

Severity

30 : Severe error

Explanation

The topic string supplied has been specified on a previously created topic object. At most, one topic object per topic string is permitted.

Response

If the topic string specified is incorrect, modify the topic string and retry the operation. Alternatively, if the previously created topic object is not required, delete that topic object first, then retry the operation.

AMQ8474

The required parameter SUB is invalid.

Severity

20 : Error

Explanation

The command you entered requires a valid SUB parameter.

Response

Make sure the required parameter is correct.

AMQ8475

Subscription already exists.

Severity

20 : Error

Explanation

The Subscription *<insert_3>* could not be created because it already exists.

Response

Check that the name is correct and try the command again specifying REPLACE, or delete the Subscription. Then try the command again.

AMQ8476

The required parameter *<insert_3>* is missing.

Severity

20 : Error

Explanation

The command you entered requires the *<insert_3>* parameter, which has not been specified.

Response

Make sure you specify the missing required parameter.

AMQ8477

The specified options are invalid.

Severity

40 : Stop Error

Explanation

The combination of options supplied for the command are invalid.

Response

Check the specified options and ensure they are correct.

AMQ8478

Standby queue manager.

Severity

40 : Stop Error

Explanation

The queue manager is a standby queue manager. You must use the primary instance of a queue manager to administer it.

Response

Re-issue the command on the primary instance of the queue manager.

AMQ8480

Subscription *<insert_3>* could not be created. The reason code from the MQSUB function call was *<insert_1>*.

Severity

20: Error

Explanation

During the attempt to create subscription name '*<insert_3>*', an error was detected. The reason for failure is *<insert_1>*. This reason code is returned from the MQSUB function call.

Response

Check the reason code in the WebSphere MQ Messages manual, correct the underlying problem and then try the command again.

AMQ8498

Starting MQSC for queue manager *<insert_3>*.

Severity

0 : Information

Explanation

The MQSC script contains *<insert_1>* commands.

Response

None.

AMQ8499

Usage: runmqsc [-e] [-v] [-w WaitTime [-x]] [QMgrName]

Severity

0 : Information

Explanation

None.

Response

None.

AMQ8499 (Tandem)

Usage: runmqsc [-e] [-v] [-w WaitTime] [-x] [-i In] [-o Out] QMgrName

Severity

0 : Information

Explanation

None.

Response

None.

AMQ8500

WebSphere MQ Display MQ Files

Severity

0 : Information

AMQ8501

Common services initialization failed with return code <insert_1>.

Severity

20 : Error

Explanation

A request by the command server to initialize common services failed with return code <insert_1>.

Response

None.

AMQ8502

Connect shared memory failed with return code <insert_1>.

Severity

20 : Error

Explanation

A request by the command server to connect shared memory failed with return code <insert_1>.

Response

None.

AMQ8503

Post event semaphore failed with return code <insert_1>.

Severity

20 : Error

Explanation

A request by the command server to post an event semaphore failed with return code <insert_1>.

Response

None.

AMQ8504

Command server MQINQ failed with reason code <insert_1>.

Severity

20 : Error

Explanation

An MQINQ request by the command server, for the WebSphere MQ queue *<insert_3>*, failed with reason code *<insert_1>*.

Response

None.

AMQ8505

Reallocate memory failed with return code *<insert_1>*.

Severity

20 : Error

Explanation

A request by the command server to reallocate memory failed with return code *<insert_1>*.

Response

None.

AMQ8506

Command server MQGET failed with reason code *<insert_1>*.

Severity

20 : Error

Explanation

An MQGET request by the command server, for the WebSphere MQ queue *<insert_3>*, failed with reason code *<insert_1>*.

Response

None.

AMQ8507

Command server MQPUT1 request for an undelivered message failed with reason code *<insert_1>*.

Severity

20 : Error

Explanation

An attempt by the command server to put a message to the dead-letter queue, using MQPUT1, failed with reason code *<insert_1>*. The MQDLH reason code was *<insert_2>*.

Response

None.

AMQ8508

Queue Manager Delete Object List failed with return code *<insert_1>*.

Severity

20 : Error

Explanation

A request by the command server to delete a queue manager object list failed with return code *<insert_1>*.

Response

None.

AMQ8509

Command server MQCLOSE reply-to queue failed with reason code *<insert_1>*.

Severity

20 : Error

Explanation

An MQCLOSE request by the command server for the reply-to queue failed with reason code *<insert_1>*.

Response

None.

AMQ8510

Command server queue is open, try again later.

Severity

30 : Severe error

AMQ8511

Usage: strmqcsv [QMgrName]

Severity

0 : Information

AMQ8512

Usage: endmqcsv [-c | -i] QMgrName

Severity

0 : Information

AMQ8513

Usage: dspmqcsv [QMgrName]

Severity

0 : Information

AMQ8514

No response received after *<insert_1>* seconds.

Severity

20 : Error

Explanation

The command server has not reported the status of running, to the start request, before the timeout of *<insert_1>* seconds was reached.

Response

None.

AMQ8515 (Tandem)

MQSeries Alter MQ Files

Severity

0 : Information

Explanation

Title for the altmqfls command.

Response

None.

AMQ8516 (Tandem)

MQSeries Clean Queue Manager

Severity

0 : Information

Explanation

Title for the cleanqm command.

Response

None.

AMQ8517 (Tandem)

The messages files are partitioned and cannot be moved.

Severity

0 : Information

Explanation

Partition Error from the altmqfls command.

Response

None.

AMQ8518

LOGGEREV is only valid when using a linear logging queue manager.

Severity

20 : Error

Explanation

The LOGGEREV attribute may only be set to ENABLED when the queue manager was created as a linear logging queue manager. You may find more information about logging in the System Administration Guide, Chapter 14: Recovery and restart.

Response

The system administrator should only attempt to change the LOGGEREV queue manager attribute when the queue manager being administered was created as a linear logging queue manager.

AMQ8519

The topic object *<insert_3>* does not permit durable subscription.

Severity

30 : Severe error

Explanation

The topic object *<insert_3>* has been defined to disallow durable subscription.

Response

Ensure that the topic object to which you are creating a subscription allows durable subscription.

AMQ8549

Total string length exceeds the maximum value of 999 characters.

Severity

0 : Information

Explanation

The total length of a channel exit string is 999 characters. The string list assigned to an MQSC keyword is longer than the maximum value of 999 characters permitted for that keyword.

Response

None.

AMQ8550

Display namelist details.

Severity

0 : Information

Explanation

The MQSC DISPLAY NAMELIST command completed successfully, and details follow this message.

Response

None.

AMQ8551

WebSphere MQ namelist changed.

Severity

0 : Information

Explanation

WebSphere MQ namelist *<insert_5>* changed.

Response

None.

AMQ8552

WebSphere MQ namelist created.

Severity

0 : Information

Explanation

WebSphere MQ namelist <insert_5> created.

Response

None.

AMQ8553

WebSphere MQ namelist deleted.

Severity

0 : Information

Explanation

WebSphere MQ namelist <insert_5> deleted.

Response

None.

AMQ8554

String List String Count Error.

Severity

0 : Information

Explanation

The number of strings within the stringlist is greater than the maximum number allowed for the keyword. Reduce the number of strings within the list and try the command again.

Response

None.

AMQ8555

String List String Length Error.

Severity

0 : Information

Explanation

A string in a string list assigned to a keyword is longer than the maximum permitted for that keyword.

Response

None.

AMQ8556

RESUME QUEUE MANAGER accepted.

Severity

0 : Information

Explanation

The RESUME QUEUE MANAGER command has been accepted for processing. The command will be sent to the repository which will process the command and notify all other repositories that this queue manager is now back in the cluster.

Response

None.

AMQ8557

SUSPEND QUEUE MANAGER accepted.

Severity

0 : Information

Explanation

The SUSPEND QUEUE MANAGER command has been accepted for processing. The command will be sent to the repository which will process the command and notify all other repositories that this queue manager is leaving

the cluster.

Response

None.

AMQ8558

REFRESH CLUSTER accepted.

Severity

0 : Information

Explanation

The REFRESH CLUSTER command has been accepted for processing. The command will be sent to the Repository which will process the command and notify all other repositories that the Cluster needs refreshing.

Response

None.

AMQ8559

RESET CLUSTER accepted.

Severity

0 : Information

Explanation

The RESET CLUSTER command has been accepted for processing. The command will be sent to the Repository which will process the command and notify all other repositories that the Cluster needs resetting.

Response

None.

AMQ8560

WebSphere MQ security cache refreshed.

Severity

0 : Information

Explanation

The Object Authority Manager security cache has been refreshed.

Response

None.

AMQ8561 (Tandem)

MQSeries for Compaq NSK does not support this option.

Severity

0 : Information

Explanation

None.

Response

None.

AMQ8561 (Windows)

Domain controller unavailable.

Severity

10 : Warning

Explanation

WebSphere MQ was unable to contact the domain controller to obtain information for user *<insert_3>*.

Response

Ensure that a domain controller for the domain on which user *<insert_3>* is defined is available. Alternatively, if you are using a computer which is not currently connected to the network and have logged on using a domain user ID, you may wish to log on using a local user ID instead.

AMQ8562

The Java application failed to connect to the Queue Manager because the version of the native JNI library <insert_3> is inconsistent with the version of the WebSphere MQ Queue Manager <insert_4>.

Severity

10 : Warning

Explanation

The native JNI library <insert_3> is out-of-date compared to the WebSphere MQ Queue Manager <insert_4>

Response

Ensure that the Java library path points to the current version of the JNI library

AMQ8562 (Tandem)

Command line does not exist

Severity

0 : Information

Explanation

None.

Response

None.

AMQ8563

WebSphere MQ authentication information object created.

Severity

0 : Information

Explanation

WebSphere MQ authentication information object <insert_3> created.

Response

None.

AMQ8564

WebSphere MQ authentication information object deleted.

Severity

0 : Information

Explanation

WebSphere MQ authentication information object <insert_3> deleted.

Response

None.

AMQ8565

Queue Status not found.

Severity

0 : Information

Explanation

Queue Status for the specified queue could not be found.

Response

None.

AMQ8566

Display authentication information details.

Severity

0 : Information

Explanation

The MQSC DISPLAY AUTHINFO command completed successfully. Details follow this message.

Response

None.

AMQ8567

WebSphere MQ authentication information changed.

Severity

0 : Information

Explanation

WebSphere MQ authentication information *<insert_3>* changed.

Response

None.

AMQ8568

The native JNI library *<insert_3>* was not found.

Severity

10 : Warning

Explanation

The native JNI library *<insert_3>* could not be loaded because the library was not found.

Response

Ensure that the java library path points to the location of the JNI library.

AMQ8568 (i5/OS)

No authinfo objects to display.

Severity

0 : Information

Explanation

There are no matching authinfo objects defined on this system.

Response

Using the DEFINE AUTHINFO command to create an authinfo object.

AMQ8569

Error in filter specification

Severity

0 : Information

Explanation

You specified an invalid filter. Check the WHERE statement and make sure that the operator is valid for the type of parameter, that the parameter can be filtered on, and that the value that you specified for the filter is valid for the type of attribute you are filtering on.

Response

None.

AMQ8570

Attribute value error in *<insert_3>*.

Severity

0 : Information

Explanation

The keyword *<insert_3>* contained a value that was not valid for this configuration. Please check the MQSC Command Reference to determine valid values for *<insert_3>*.

Response

None.

AMQ8601

WebSphere MQ trigger monitor started.

Severity

0 : Information

Explanation

The WebSphere MQ trigger monitor has been started.

Response

None.

AMQ8601 (i5/OS)

WebSphere MQ trigger monitor started.

Severity

0 : Information

Explanation

The trigger monitor has been started with initiation queue *<insert_3>*.

Response

None.

AMQ8602

WebSphere MQ trigger monitor ended.

Severity

0 : Information

Explanation

The WebSphere MQ trigger monitor has ended.

Response

None.

AMQ8603

Usage: runmqtrm [-m QMgrName] [-q InitQ]

Severity

0 : Information

Explanation

None.

Response

None.

AMQ8604

Use of WebSphere MQ trigger monitor not authorized.

Severity

0 : Information

Explanation

The trigger monitor cannot be run due to lack of authority to the requested queue manager or initiation queue.

Response

Obtain the necessary authority from your security officer or WebSphere MQ administrator. Then try the command again.

AMQ8605

Queue manager not available to the WebSphere MQ trigger monitor

Severity

0 : Information

Explanation

The queue manager specified for the trigger monitor does not exist, or is not active.

Response

Check that you named the correct queue manager. Ask your systems administrator to start it, if it is not active. Then try the command again.

AMQ8606

Insufficient storage available for the WebSphere MQ trigger monitor.

Severity

0 : Information

Explanation

There was insufficient storage available for the WebSphere MQ trigger monitor to run.

Response

Free some storage and then try the command again.

AMQ8607

WebSphere MQ trigger monitor connection failed.

Severity

0 : Information

Explanation

The trigger monitor's connection to the requested queue manager failed because of MQI reason code *<insert_1>* from MQCONN.

Response

Consult your systems administrator about the state of the queue manager.

AMQ8608

WebSphere MQ trigger monitor connection broken.

Severity

0 : Information

Explanation

The connection to the queue manager failed while the trigger monitor was running. This may be caused by an endmqm command being issued by another user, or by a queue manager error.

Response

Consult your systems administrator about the state of the queue manager.

AMQ8609

Initiation queue missing or wrong type

Severity

0 : Information

Explanation

The named initiation queue could not be found; or the queue type is not correct for an initiation queue.

Response

Check that the named queue exists, and is a local queue, or that the named queue is an alias for a local queue which exists.

AMQ8610

Initiation queue in use

Severity

0 : Information

Explanation

The WebSphere MQ trigger monitor could not open the initiation queue because the queue is open for exclusive use by another application.

Response

Wait until the queue is no longer in use, and try the command again.

AMQ8611

Initiation queue could not be opened.

Severity

0 : Information

Explanation

The WebSphere MQ trigger monitor could not open the initiation queue; reason code *<insert_1>* was returned

from MQOPEN.

Response

Consult your systems administrator.

AMQ8612

Waiting for a trigger message

Severity

0 : Information

Explanation

The WebSphere MQ trigger monitor is waiting for a message to arrive on the initiation queue.

Response

None.

AMQ8613

Initiation queue changed or deleted

Severity

0 : Information

Explanation

The WebSphere MQ trigger monitor is unable to continue because the initiation queue has been deleted or changed since it was opened.

Response

Retry the command.

AMQ8614

Initiation queue not enabled for input.

Severity

0 : Information

Explanation

The WebSphere MQ trigger monitor cannot read from the initiation queue because input is not enabled.

Response

Ask your systems administrator to enable the queue for input.

AMQ8615

WebSphere MQ trigger monitor failed to get message.

Severity

0 : Information

Explanation

The WebSphere MQ trigger monitor failed because of MQI reason code <insert_1> from MQGET.

Response

Consult your systems administrator.

AMQ8616

End of application trigger.

Severity

0 : Information

Explanation

The action to trigger an application has been completed.

Response

None.

AMQ8617

Not a valid trigger message.

Severity

0 : Information

Explanation

The WebSphere MQ trigger monitor received a message that is not recognized as a valid trigger message. It has been written to the undelivered message queue.

Response

Consult your systems administrator.

AMQ8618

Error *<insert_1>* starting triggered application (errno *<insert_2>*).

Severity

0 : Information

Explanation

An error was detected when trying to start the application identified in a trigger message. The system() call returned *<insert_1>*. This can cause the value of errno to be set. In this case the value was *<insert_2>*.

Response

Check that the application the trigger monitor was trying to start is available. Refer to documentation for the system() call as to why the triggered application failed to start.

AMQ8619

Application type *<insert_1>* not supported.

Severity

0 : Information

Explanation

A trigger message was received which specifies application type *<insert_1>*; the trigger monitor does not support this type.

Response

Use an alternative trigger monitor for this initiation queue.

AMQ8620

Trigger message with warning *<insert_1>*

Severity

0 : Information

Explanation

The trigger monitor received a message with a warning. For example, it may have been truncated or it could not be converted to the trigger monitor's data representation. The reason code for the warning is *<insert_1>*.

Response

None.

AMQ8621

Usage: runmqm [-m QMgrName] [-q InitQ]

Severity

0 : Information

Explanation

None.

Response

None.

AMQ8622

Usage: CICS-Transaction-Name [MQTMC2 structure]

Severity

0 : Information

Explanation

None.

Response

None.

AMQ8623

WebSphere MQ listener changed.

Severity

0 : Information

Explanation

WebSphere MQ listener <insert_3> changed.

Response

None.

AMQ8624

WebSphere MQ service changed.

Severity

0 : Information

Explanation

WebSphere MQ service <insert_3> changed.

Response

None.

AMQ8625

WebSphere MQ service created.

Severity

0 : Information

Explanation

WebSphere MQ service <insert_3> created.

Response

None.

AMQ8626

WebSphere MQ listener created.

Severity

0 : Information

Explanation

WebSphere MQ listener <insert_3> created.

Response

None.

AMQ8627

WebSphere MQ service object deleted.

Severity

0 : Information

Explanation

WebSphere MQ service object <insert_3> deleted.

Response

None.

AMQ8628

WebSphere MQ listener object deleted.

Severity

0 : Information

Explanation

WebSphere MQ listener object <insert_3> deleted.

Response

None.

AMQ8629

Display service information details.

Severity

0 : Information

Explanation

The MQSC DISPLAY SERVICE command completed successfully. Details follow this message.

Response

None.

AMQ8630

Display listener information details.

Severity

0 : Information

Explanation

The MQSC DISPLAY LISTENER command completed successfully. Details follow this message.

Response

None.

AMQ8631

Display listener status details.

Severity

0 : Information

Explanation

The MQSC DISPLAY LSSTATUS command completed successfully. Details follow this message.

AMQ8632

Display service status details.

Severity

0 : Information

Explanation

The MQSC DISPLAY SVSTATUS command completed successfully. Details follow this message.

AMQ8633

Display topic details.

Severity

0 : Information

Explanation

The MQSC DISPLAY TOPIC command completed successfully. Details follow this message.

AMQ8634 (Tandem)

Message Overflow file could not be created for queue <insert_1>

Severity

0 : Information

Explanation

When attempting to create a file to hold a large message (a message larger than the message overflow threshold for the queue) the Queue Manager was unable to identify a unique filename for the file. This is probably caused by too many existing large messages for the queue, or for the queue manager as a whole if the default location for large message storage is being used.

Response

Use `altmqfls` to change the subvolume for large message storage for this Queue.

AMQ8635 (Tandem)

A Queue Server has ended normally.

Severity

0 : Information

Explanation

A Queue Server in CPU *<insert_1>* has ended normally. The process was named *<insert_3>*.

Response

None.

AMQ8636 (Tandem)

A Queue Server has ended with errors.

Severity

0 : Information

Explanation

A Queue Server in CPU *<insert_1>* has ended with errors. The process was named *<insert_3>*. The error return code reported by the Queue Server is *<insert_2>*. The Queue Server should be restarted automatically by the Queue Manager.

Response

Verify that the Queue Server has restarted correctly. Examine the Queue Manager FD subvolume for FFST files that may have been generated by the Queue Server. Use the process name to locate the relevant FFSTs. Attempt to reconstruct the chain of events or symptoms that lead to the failure and save any generated output files and use either the [WebSphere MQ Support site](http://www.ibm.com/software/support/isa/), or the IBM support assistant at <http://www.ibm.com/software/support/isa/>, to see whether a solution is already available. If you are unable to find a match, contact your IBM support center.

AMQ8637 (Tandem)

A Queue Server has detected a CPU failure.

Severity

0 : Information

Explanation

The Queue Server process *<insert_3>* has detected that CPU *<insert_1>* failed. If there were components of the Queue Manager that were running in this CPU, they will now no longer be available, and application connections and channels may be dropped. The Queue Manager should continue to be available to new connections and channels. Any Status Server and Queue Server processes that were running in that CPU will be replaced in other available CPUs.

Response

None normally necessary. Applications could experience the reason code MQRC_CONNECTION_BROKEN (2009) from MQI operations in progress that used agent processes running in the failed CPUs, but they should be able to immediately re-connect successfully.

AMQ8638 (Tandem)

A Queue Server completed takeover processing.

Severity

0 : Information

Explanation

The Queue Server process *<insert_3>* has completed processing that was associated with a prior takeover from a failed primary Queue Server process, or the failure of the CPU that it was running in. Normal processing resumes after this point, and the Queue Server is again in a state where it is resilient to any single point of failure.

Response

None normally necessary. This message is logged to provide positive confirmation that the takeover is complete.

AMQ8639 (Tandem)

A Queue Server processed expired messages.

Severity

0 : Information

Explanation

The Queue Server process *<insert_3>* detected and processed *<insert_1>* messages that have expired.

Response

None normally necessary. This message is logged to provide information about the number of messages that expire for each Queue Server. If performance degradation is experienced for a particular Queue Server, verify that there are not an excessively large number of expired messages having to be processed by that Queue Server process.

AMQ8640 (Tandem)

Signal delivery timeout expired for an MQGET.

Severity

0 : Information

Explanation

The Queue Server process *<insert_3>* failed to open and send a signal to the application process *<insert_4>* within the timeout allowed for signal delivery. The MQGET with the MQGMO_SET_SIGNAL option issued by the application has been cancelled by the Queue Server, but no notification can be delivered to the application.

Response

Manual intervention with the application may be necessary to ensure that it resumes normal processing. No further notification will be delivered to the application relating to the MQGET call that established the signal. The application can re-open the queue and re-issue the MQGET call to recover from this situation.

AMQ8641 (Tandem)

Signal delivery open error for an MQGET.

Severity

0 : Information

Explanation

The Queue Server process *<insert_3>* failed to open the application process *<insert_4>* in order to deliver a signal IPC. The file system error number was *<insert_1>*. The MQGET with the MQGMO_SET_SIGNAL option issued by the application has been cancelled by the Queue Server, but no notification can be delivered to the application.

Response

Manual intervention with the application may be necessary to ensure that it resumes normal processing. No further notification will be delivered to the application relating to the MQGET call that established the signal. The application can re-open the queue and re-issue the MQGET call to recover from this situation.

AMQ8642 (Tandem)

Signal delivery error for an MQGET.

Severity

0 : Information

Explanation

The Queue Server process *<insert_3>* failed to deliver a signal IPC to the application process *<insert_4>*. The file system error number was *<insert_1>*. The MQGET with the MQGMO_SET_SIGNAL option issued by the application has been cancelled by the Queue Server, but no notification can be delivered to the application.

Response

Manual intervention with the application may be necessary to ensure that it resumes normal processing. No further notification will be delivered to the application relating to the MQGET call that established the signal. The application can re-open the queue and re-issue the MQGET call to recover from this situation.

AMQ8643 (Tandem)

Signal delivery canceled for an MQGET.

Severity

0 : Information

Explanation

The Queue Server process *<insert_3>* was required to terminate an MQGET with the MQGMO_SET_SIGNAL option before the specified Waitinterval expired but failed to open the application process *<insert_4>* in order to deliver a signal IPC. The MQGET with the MQGMO_SET_SIGNAL option issued by the application has been cancelled by the Queue Server, but no notification can be delivered to the application.

Response

Manual intervention with the application may be necessary to ensure that it resumes normal processing. No

further notification will be delivered to the application relating to the MQGET call that established the signal. The application can re-open the queue and re-issue the MQGET call to recover from this situation.

AMQ8644 (Tandem)

Queue Server memory threshold exceeded.

Severity

0 : Information

Explanation

The Queue Server process *<insert_3>* reached the threshold memory usage (*<insert_1>* bytes) at which unused queues are eligible for unloading to disk.

Response

Verify that the Queue Server is not overloaded with queues, or that messages are not building up unexpectedly on queues supported by the Queue Server.

AMQ8645 (Tandem)

Memory usage for Queue Server now below threshold.

Severity

0 : Information

Explanation

The memory usage of Queue Server process *<insert_3>* has now reduced to below the threshold (*<insert_1>* bytes) at which unused queues are unloaded to disk.

Response

None.

AMQ8646 (Tandem)

NonStop TM/MP reports transactions disabled

Severity

0 : Information

Explanation

The Queue Server *<insert_3>* has detected that the Compaq NonStop TM/MP has disabled transactions on the NSK system. The Queue Servers in the Queue Manager will no longer accept MQPUT or non-browse MQGET operations on Persistent messages, or any sync point operation. Attempts to perform operations on persistent messages will be rejected with the reason code MQRC_SYNCPOINT_NOT_AVAILABLE.

Response

NonStop TM/MP is a critical resource for MQSeries. Immediately determine the cause using system utilities and rectify.

AMQ8647 (Tandem)

NonStop TM/MP reports transactions enabled

Severity

0 : Information

Explanation

The Queue Server *<insert_3>* has detected that the Compaq NonStop TM/MP transactions are enabled on the NSK system.

Response

No action is normally necessary. If transactions were previously disabled, this message indicates that the system has returned to normal operation.

AMQ8648 (Tandem)

A Queue Server has started

Severity

0 : Information

Explanation

A Queue Server in CPU *<insert_1>* has started. The process is named *<insert_3>*.

Response

None.

AMQ8649

Reset WebSphere MQ Queue Manager accepted.

Severity

0 : Information

Explanation

The MQSC RESET QMGR command completed successfully. Details follow this message.

Response

None.

AMQ8650

Activity information unavailable.

Severity

0 : Information

Explanation

The DSPMQRTE command was expecting activity information but it was unavailable. This does not always constitute an error. Reasons why the activity information is unavailable include the following:

- 1) One of the queue managers on the route did not support trace-route messaging.
- 2) One of the queue managers on the route did not allow route information to be returned to the reply queue. See the documentation on the ActivityRecording and TraceRouteRecording queue manager attributes for more details.
- 3) The report could not find route back to the reply queue.

Response

Try and determine whether the activity information should have been available. Running the command with the 'outline' verbosity option (used with the -v flag) may be useful in determining where the message was when the activity information was generated.

AMQ8650 (i5/OS)

Activity information unavailable.

Severity

0 : Information

Explanation

The DSPMQMRTTE command was expecting activity information but it was unavailable. This does not always constitute an error. Reasons why the activity information is unavailable include the following:

- 1) One of the queue managers on the route did not support trace-route messaging.
- 2) One of the queue managers on the route did not allow route information to be returned to the reply queue. See the documentation on the ActivityRecording and TraceRouteRecording queue manager attributes for more details.
- 3) The report could not find route back to the reply queue.

Response

Try and determine whether the activity information should have been available. Running the command with DSPINF(*ALL) may be useful in determining where the message was when the activity information was generated.

AMQ8651

DSPMQRTE command has finished with errors.

Severity

0 : Information

Explanation

The DSPMQRTE command has finished processing your request but an execution error was detected. Previous messages issued by the command can be used to identify the error.

Response

Refer to previous messages issued by the command.

AMQ8651 (i5/OS)

DSPMQMRTE command has finished with errors.

Severity

0 : Information

Explanation

The DSPMQMRTE command has finished processing your request but an execution error was detected. Previous messages issued by the command can be used to identify the error.

Response

Refer to previous messages issued by the command.

AMQ8652

DSPMQMRTE command has finished.

Severity

0 : Information

Explanation

The DSPMQMRTE command has finished processing your request and no execution errors were detected.

Response

None.

AMQ8652 (i5/OS)

DSPMQMRTE command has finished.

Severity

0 : Information

Explanation

The DSPMQMRTE command has finished processing your request and no execution errors were detected.

Response

None.

AMQ8653

DSPMQMRTE command started with options *<insert_3>*.

Severity

0 : Information

Explanation

You have started the DSPMQMRTE command with command line options *<insert_3>* and the command is now processing your request.

Response

Wait for the command to finish processing your request. Any further messages that are issued can be used to determine the outcome of the request.

AMQ8653 (i5/OS)

DSPMQMRTE command started.

Severity

0 : Information

Explanation

You have started the DSPMQMRTE command and the command is now processing your request.

Response

Wait for the command to finish processing your request. Any further messages that are issued can be used to determine the outcome of the request.

AMQ8654

Trace-route message arrived on queue manager *<insert_3>*.

Severity

0 : Information

Explanation

The DSPMQRTE command has received confirmation of the successful arrival of the trace-route message at its destination queue on queue manager <insert_3>.

Response

None.

AMQ8654 (i5/OS)

Trace-route message arrived on queue manager <insert_3>.

Severity

0 : Information

Explanation

The DSPMQRTE command has received confirmation of the successful arrival of the trace-route message at its destination queue on queue manager <insert_3>.

Response

None.

AMQ8655

Trace-route message expired.

Severity

0 : Information

Explanation

The DSPMQRTE command has received confirmation that the trace-route message has expired.

Response

The expiry interval of trace-route messages generated by the DSPMQRTE command can be altered using the -xs option if this is required.

AMQ8655 (i5/OS)

Trace-route message expired.

Severity

0 : Information

Explanation

The DSPMQRTE command has received confirmation that the trace-route message has expired.

Response

The expiry interval of trace-route messages generated by the DSPMQRTE command can be altered using the EXPIRY parameter if this is required.

AMQ8656

DSPMQRTE command received an exception report from queue manager <insert_4> with feedback <insert_1> <insert_3>.

Severity

0 : Information

Explanation

The DSPMQRTE command trace-route message caused an exception on queue manager <insert_4>. The Feedback field in the report was <insert_1> or <insert_3>.

Response

Use the feedback given to determine why the trace-route message caused the exception.

AMQ8656 (i5/OS)

DSPMQRTE command received an exception report from queue manager <insert_4> with feedback <insert_1> <insert_3>.

Severity

0 : Information

Explanation

The DSPMQMRTE command trace-route message caused an exception on queue manager <insert_4>. The Feedback field in the report was <insert_1> or <insert_3>.

Response

Use the feedback given to determine why the trace-route message caused the exception.

AMQ8657

DSPMQMRTE command used <insert_3> 0x<insert_4>.

Severity

0 : Information

Explanation

You started the DSPMQMRTE command specifying that it should generate a trace-route message. This took place and the trace-route message had <insert_3> X<insert_4>.

Response

The <insert_3> can be used to retrieve responses to this trace-route request. Run the DSPMQMRTE command again specifying this identifier with the -i flag and with the target queue specified as the queue where the responses are expected to return or where the trace-route message is expected to have arrived. This may be on another queue manager.

AMQ8657 (i5/OS)

DSPMQMRTE command used <insert_3> 0x<insert_4>.

Severity

0 : Information

Explanation

You started the DSPMQMRTE command specifying that it should generate a trace-route message. This took place and the trace-route message had <insert_3> X<insert_4>.

Response

The <insert_3> can be used to retrieve responses to this trace-route request. Run the DSPMQMRTE command again specifying this identifier for CRLID and with the target queue specified as the queue where the responses are expected to return or where the trace-route message is expected to have arrived. This may be on another queue manager.

AMQ8658

DSPMQMRTE command failed to put a message to the specified target.

Severity

0 : Information

Explanation

The request for the DSPMQMRTE command to put a trace-route message was unsuccessful. Previous messages issued by the command can be used to identify why the message could not be put.

Response

Refer to previous messages issued by the command.

AMQ8658 (i5/OS)

DSPMQMRTE command failed to put a message on the target queue.

Severity

0 : Information

Explanation

The request for the DSPMQMRTE command to put a trace-route message on the target queue was unsuccessful. Previous messages issued by the command can be used to identify why the message could not be put on the target queue.

Response

Refer to previous messages issued by the command.

AMQ8659

DSPMQMRTE command successfully put a message on queue <insert_3>, queue manager <insert_4>.

Severity

0 : Information

Explanation

The request for the DSPMQRTE command to put a message on the target queue was successful. The target queue resolved to *<insert_3>* on queue manager *<insert_4>*.

Response

None.

AMQ8659 (i5/OS)

DSPMQRTE command successfully put a message on queue *<insert_3>*, queue manager *<insert_4>*.

Severity

0 : Information

Explanation

The request for the DSPMQRTE command to put a message on the target queue was successful. The target queue resolved to *<insert_3>* on queue manager *<insert_4>*.

Response

None.

AMQ8660

DSPMQRTE command could not correctly order the following activities:

Severity

0 : Information

Explanation

The DSPMQRTE command received the following activities, but they could not be printed in the correct order. This is commonly because an activity report has been received that does not contain a TraceRoute PCF group or is missing the RecordedActivities parameter which would allow it to be ordered correctly.

Response

Find and correct the application that is generating activity reports without the necessary information for them to be ordered correctly.

AMQ8660 (i5/OS)

DSPMQRTE command could not correctly order the following activities:

Severity

0 : Information

Explanation

The DSPMQRTE command received the following activities, but they could not be printed in the correct order. This is commonly because an activity report has been received that does not contain a TraceRoute PCF group or is missing the RecordedActivities parameter which would allow it to be ordered correctly.

Response

Find and correct the application that is generating activity reports without the necessary information for them to be ordered correctly.

AMQ8661

DSPMQRTE command will not put to queue *<insert_3>*, queue manager *<insert_4>*.

Severity

20 : Error

Explanation

You started the DSPMQRTE command specifying that the trace-route message must not be delivered to a local queue (-d yes was not specified). However, it has been determined that the target queue does not resolve to a transmission queue. Therefore the DSPMQRTE command has chosen not to put the trace-route message to the target queue *<insert_3>* on queue manager *<insert_4>*.

Response

Determine whether it was expected that the target queue would resolve to a local queue.

AMQ8661 (i5/OS)

DSPMQRTE command will not put to queue *<insert_3>*, queue manager *<insert_4>*.

Severity

20 : Error

Explanation

You started the DSPMQMRTE command specifying that the trace-route message must not be delivered to a local queue (DLVRMSG(*NO) was specified). However, it has been determined that the target queue does not resolve to a transmission queue. Therefore the DSPMQMRTE command has chosen not to put the trace-route message to the target queue <insert_3> on queue manager <insert_4>.

Response

Determine whether it was expected that the target queue would resolve to a local queue.

AMQ8662

Trace-route message delivered on queue manager <insert_3>.

Severity

0 : Information

Explanation

The DSPMQMRTE command has received confirmation of the successful delivery of the trace-route message on queue manager <insert_3> to a requesting application.

Response

None.

AMQ8662 (i5/OS)

Trace-route message delivered on queue manager <insert_3>.

Severity

0 : Information

Explanation

The DSPMQMRTE command has received confirmation of the successful delivery of the trace-route message on queue manager <insert_3> to a requesting application.

Response

None.

AMQ8663

Client connection not supported in this environment.

Severity

20 : Error

Explanation

An attempt was made to connect to a queue manager using a client connection. However, client connections are not supported in your environment.

Response

Connect to the queue manager using a server connection.

AMQ8664

DSPMQMRTE command could not connect to queue manager <insert_3>.

Severity

20 : Error

Explanation

You started the DSPMQMRTE command specifying that it should connect to queue manager <insert_3>. The command could not connect to that queue manager. Previous messages issued by the command can be used to identify the error.

Response

Refer to previous messages issued by the command.

AMQ8664 (i5/OS)

DSPMQMRTE command could not connect to queue manager <insert_3>.

Severity

20 : Error

Explanation

You started the DSPMQMRTE command specifying that it should connect to queue manager *<insert_3>*. The command could not connect to that queue manager. Previous messages issued by the command can be used to identify the error.

Response

Refer to previous messages issued by the command.

AMQ8665

DSPMQMRTE command was supplied an invalid CorrelId *<insert_3>*.

Severity

20 : Error

Explanation

You started the DSPMQMRTE command specifying option -i with a CorrelId *<insert_3>* that was invalid. The CorrelId was either too long or not in the correct format.

Response

Refer to the command syntax, and then try the command again.

AMQ8665 (i5/OS)

DSPMQMRTE command was supplied an invalid CorrelId *<insert_3>*.

Severity

20 : Error

Explanation

You started the DSPMQMRTE command specifying CRLID with a CorrelId *<insert_3>* that was invalid.

Response

Refer to the command syntax, and then try the command again.

AMQ8666

Queue *<insert_3>* on queue manager *<insert_4>*.

Severity

0 : Information

Explanation

The DSPMQMRTE command trace-route message has been confirmed as having taken a route involving queue *<insert_3>* on queue manager *<insert_4>* in an attempt to reach the destination queue.

Response

Wait for subsequent messages which may indicate other queues or topics which the resultant message has been routed through.

AMQ8666 (i5/OS)

Queue *<insert_3>* on queue manager *<insert_4>*.

Severity

0 : Information

Explanation

The DSPMQMRTE command trace-route message has been confirmed as having taken a route involving queue *<insert_3>* on queue manager *<insert_4>* in an attempt to reach the destination queue.

Response

Wait for subsequent messages which may indicate another queue which the message has been routed through.

AMQ8667

DSPMQMRTE command could not open reply queue *<insert_3>*, queue manager *<insert_4>*.

Severity

20 : Error

Explanation

You started the DSPMQMRTE command specifying reply queue *<insert_3>*. However the DSPMQMRTE command could not successfully open a queue of that name on queue manager *<insert_4>*. Previous messages issued by the command can be used to identify the error. If the -rq option was not specified then the reply queue will be a temporary dynamic queue modelled on SYSTEM.DEFAULT.MODEL.QUEUE.

Response

Refer to previous messages issued by the command. Specify a reply queue that can be opened and then retry the command.

AMQ8667 (i5/OS)

DSPMQMRTE command could not open reply queue *<insert_3>*, queue manager *<insert_4>*.

Severity

20 : Error

Explanation

You started the DSPMQMRTE command specifying reply queue *<insert_3>*. However the DSPMQMRTE command could not successfully open a queue of that name on queue manager *<insert_4>*. Previous messages issued by the command can be used to identify the error. If the RPLYQ parameter was not specified then the reply queue will be a temporary dynamic queue modelled on SYSTEM.DEFAULT.MODEL.QUEUE.

Response

Refer to previous messages issued by the command. Specify a reply queue that can be opened and then retry the command.

AMQ8668

DSPMQRTE command could not open queue *<insert_3>*, queue manager *<insert_4>*.

Severity

20 : Error

Explanation

You started the DSPMQRTE command specifying queue *<insert_3>*, using the -q option. However the DSPMQRTE command could not successfully open a queue of that name on queue manager *<insert_4>*. Previous messages issued by the command can be used to identify the error.

Response

Refer to previous messages issued by the command. Specify a queue, using the -q option, that can be opened and then retry the command.

AMQ8668 (i5/OS)

DSPMQMRTE command could not open queue *<insert_3>*, queue manager *<insert_4>*.

Severity

20 : Error

Explanation

You started the DSPMQMRTE command specifying queue *<insert_3>* for the QNAME parameter. However the DSPMQMRTE command could not successfully open a queue of that name on queue manager *<insert_4>*. Previous messages issued by the command can be used to identify the error.

Response

Refer to previous messages issued by the command. Specify a queue, using the QNAME parameter, that can be opened and then retry the command.

AMQ8669

DSPMQRTE command failed to resolve queue manager *<insert_3>* on queue manager *<insert_4>*.

Severity

20 : Error

Explanation

The DSPMQRTE command attempted to resolve queue manager *<insert_3>* (supplied by the -qm option) on queue manager *<insert_4>* but the attempt failed. The queue specified by the -q option could not be opened.

Response

Ensure that queue manager *<insert_3>* can be resolved on queue manager *<insert_4>* or specify a different queue manager with the -qm option. Retry the command.

AMQ8669 (i5/OS)

DSPMQMRTE command failed to resolve queue manager *<insert_3>* on queue manager *<insert_4>*.

Severity

20 : Error

Explanation

The DSPMQMRTE command attempted to resolve queue manager <insert_3> (supplied by the TGTMQM parameter) on queue manager <insert_4> but the attempt failed. The queue specified by the QNAME parameter could not be opened.

Response

Ensure that queue manager <insert_3> can be resolved on queue manager <insert_4> or specify a different queue manager with the TGTMQM parameter. Retry the command.

AMQ8670

Loading of server module <insert_3> failed.

Severity

20 : Error

Explanation

An attempt to dynamically load the server module <insert_3> failed. Typically this is because only the client modules are installed.

Response

Check which modules are installed and retry the command with the -c option specified if applicable.

AMQ8671

DSPMQRTE command was not supplied a reply queue when one was required.

Severity

20 : Error

Explanation

The DSPMQRTE command was expecting a reply queue specified by the -rq option but no reply queue was specified. Specifying a reply queue is mandatory if both the -n (no display) option and a response generating option (-ar or -ro [activity|coa|cod|exception|expiration]) is specified.

Response

Specify a reply queue and retry the command.

AMQ8672

DSPMQRTE command failed to get a message from queue <insert_3>, queue manager <insert_4>.

Severity

20 : Error

Explanation

The DSPMQRTE command attempted to get a message from queue <insert_3>, queue manager <insert_4>, but the attempt failed. Previous messages issued by the command can be used to identify the error.

Response

Refer to previous messages issued by the command.

AMQ8672 (i5/OS)

DSPMQMRTE command failed to get a message from queue <insert_3>, queue manager <insert_4>.

Severity

20 : Error

Explanation

The DSPMQMRTE command attempted to get a message from queue <insert_3>, queue manager <insert_4>, but the attempt failed. Previous messages issued by the command can be used to identify the error.

Response

Refer to previous messages issued by the command.

AMQ8673

DSPMQRTE command was supplied option <insert_3> with an invalid object name <insert_4>.

Severity

20 : Error

Explanation

You started the DSPMQRTE command specifying option *<insert_3>* with an object name *<insert_4>* that is invalid. In general, the names of WebSphere MQ objects can have up to 48 characters. An object name can contain the following characters:

- 1) Uppercase alphabetic characters (A through Z).
- 2) Lowercase alphabetic characters (a through z).
- 3) Numeric digits (0 through 9).
- 4) Period (.), forward slash (/), underscore (_), percent (%).

See the WebSphere MQ System Administration documentation for further details and restrictions.

Response

Specify a valid object name and then try the command again.

AMQ8673 (i5/OS)

DSPMQRTE command was supplied with an invalid object name *<insert_4>*.

Severity

20 : Error

Explanation

You started the DSPMQRTE command specifying an object name *<insert_4>* that is invalid. In general, the names of WebSphere MQ objects can have up to 48 characters. An object name can contain the following characters:

- 1) Uppercase alphabetic characters (A through Z).
- 2) Lowercase alphabetic characters (a through z).
- 3) Numeric digits (0 through 9).
- 4) Period (.), forward slash (/), underscore (_), percent (%).

See the WebSphere MQ System Administration documentation for further details and restrictions.

Response

Specify a valid object name and then try the command again.

AMQ8674

DSPMQRTE command is now waiting for information to display.

Severity

0 : Information

Explanation

The DSPMQRTE command has successfully generated and put the trace-route message and is now waiting for responses to be returned to the reply queue to indicate the route that the trace-route message took to its destination.

Response

Wait for responses to be returned to the reply queue and for the information about the route to be displayed.

AMQ8674 (i5/OS)

DSPMQRTE command is now waiting for information to display.

Severity

0 : Information

Explanation

The DSPMQRTE command has successfully generated and put the trace-route message and is now waiting for responses to be returned to the reply queue to indicate the route that the trace-route message took to its destination.

Response

Wait for responses to be returned to the reply queue and for the information about the route to be displayed.

AMQ8675

DSPMQRTE command was supplied an invalid option *<insert_3>*.

Severity

20 : Error

Explanation

You started the DSPMQRTE command specifying an option of *<insert_3>* that was not recognized. The command will end.

Response

Refer to the command syntax and retry the command.

AMQ8676

DSPMQRTE command was supplied an invalid combination of options.

Severity

20 : Error

Explanation

You started the DSPMQRTE command specifying a combination of the options that is not valid. Only one of -ts or -q must be specified. The -i option cannot be specified with one or more of the following options: -ac, -ar, -d, -f, -l, -n, -o, -p, -qm, -ro, -rq, -rqm, -s, -t, -xs, -xp. The -n option cannot be specified with one or more of the following options: -b, -i, -v, -w. The -ar option can only be specified if the -ac option has also been specified. The -rqm option can only be specified if the -rq option has also been specified.

Response

Refer to the command documentation and then try the command again.

AMQ8677

DSPMQRTE command was supplied an option *<insert_3>* with conflicting values.

Severity

20 : Error

Explanation

You started the DSPMQRTE command specifying values for option *<insert_3>* that conflict. At least two values were specified for the same option but they conflict with each other. The DSPMQRTE command will end.

Response

Refer to the command syntax and then try the command again.

AMQ8677 (i5/OS)

DSPMQRTE command was supplied a parameter with conflicting values.

Severity

20 : Error

Explanation

You started the DSPMQRTE command specifying values that conflict. At least two values were specified for the same parameter but they conflict with each other. The DSPMQRTE command will end.

Response

Refer to the command syntax and then try the command again.

AMQ8678

DSPMQRTE command was supplied option *<insert_3>* with an invalid value *<insert_4>*.

Severity

20 : Error

Explanation

You started the DSPMQRTE command specifying an invalid option value. The *<insert_4>* value for option *<insert_3>* is either not recognized or of an incorrect format.

Response

Refer to the command syntax, and then try the command again.

AMQ8678 (i5/OS)

DSPMQMRTE command was supplied an invalid value *<insert_4>*.

Severity

20 : Error

Explanation

You started the DSPMQMRTE command specifying an invalid parameter value. Value *<insert_4>* is either not recognized or of an incorrect format.

Response

Refer to the command syntax, and then try the command again.

AMQ8679

Persistent messages not allowed on reply queue *<insert_3>*, queue manager *<insert_4>*.

Severity

20 : Error

Explanation

It was specified that the DSPMQMRTE command should put a persistent trace-route message on the target queue (see the documentation for the *-l* option). However, persistent messages are not allowed on the reply queue because it is a temporary dynamic queue and persistent responses were expected to return to it. The trace-route message was not put on the target queue.

Response

Ensure that the reply queue is not a temporary dynamic queue. Use the *-rq* option to specify the reply queue.

AMQ8679 (i5/OS)

Persistent messages not allowed on reply queue *<insert_3>*, queue manager *<insert_4>*.

Severity

20 : Error

Explanation

It was specified that the DSPMQMRTE command should put a persistent trace-route message on the target queue (see the documentation for the *MSGPST* parameter). However, persistent messages are not allowed on the reply queue because it is a temporary dynamic queue and persistent responses were expected to return to it. The trace-route message was not put on the target queue.

Response

Ensure that the reply queue is not a temporary dynamic queue. Use the *RPLYQ* parameter to specify the reply queue.

AMQ8680

DSPMQMRTE command failed to open queue manager *<insert_3>*.

Severity

20 : Error

Explanation

The DSPMQMRTE command tried to open queue manager *<insert_3>* for inquire but the open failed. Previous messages issued by the command can be used to identify the error.

Response

Refer to previous messages issued by the command.

AMQ8680 (i5/OS)

DSPMQMRTE command failed to open queue manager *<insert_3>*.

Severity

20 : Error

Explanation

The DSPMQMRTE command tried to open queue manager *<insert_3>* for inquire but the open failed. Previous messages issued by the command can be used to identify the error.

Response

Refer to previous messages issued by the command.

AMQ8681

DSPMQRTE command has detected an error, reason *<insert_1>* *<insert_3>*.

Severity

20 : Error

Explanation

The DSPMQRTE command has detected an error from an MQI call during the execution of your request. The reason for failure is *<insert_1>* or *<insert_3>*.

Response

See the WebSphere MQ Messages documentation for an explanation of the reason for failure. Follow any correction action and retry the command.

AMQ8681 (i5/OS)

DSPMQMRTE command has detected an error, reason *<insert_1>* *<insert_3>*.

Severity

20 : Error

Explanation

The DSPMQMRTE command has detected an error from an MQI call during the execution of your request. The reason for failure is *<insert_1>* or *<insert_3>*.

Response

See the WebSphere MQ Messages documentation for an explanation of the reason for failure. Follow any correction action and retry the command.

AMQ8682

Trace-route message processed by application *<insert_3>* on queue manager *<insert_4>*.

Severity

0 : Information

Explanation

The DSPMQRTE command successfully put a trace-route message on the target queue and it was then delivered by queue manager *<insert_4>* to application *<insert_3>* which processed the message.

Response

Determine if it was expected that this application would process the trace-route message.

AMQ8682 (i5/OS)

Trace-route message processed by application *<insert_3>* on queue manager *<insert_4>*.

Severity

0 : Information

Explanation

The DSPMQMRTE command successfully put a trace-route message on the target queue and it was then delivered by queue manager *<insert_4>* to application *<insert_3>* which processed the message.

Response

Determine if it was expected that this application would process the trace-route message.

AMQ8683

Trace-route message reached the maximum activities limit of *<insert_1>*.

Severity

0 : Information

Explanation

The DSPMQRTE command trace-route message was rejected after the number of activities of which it was a participant reached the maximum activities limit. The limit was set to *<insert_1>*. The maximum activities limit is set using the `-s` option.

Response

Using the output from the command determine whether it is expected that the trace-route message should have reached the maximum activities limit.

AMQ8683 (i5/OS)

Trace-route message reached the maximum activities limit of *<insert_1>*.

Severity

0 : Information

Explanation

The DSPMQMRTE command trace-route message was rejected after the number of activities of which it was a participant reached the maximum activities limit. The limit was set to *<insert_1>*. The maximum activities limit is set using the MAXACTS parameter.

Response

Using the output from the command determine whether it is expected that the trace-route message should have reached the maximum activities limit.

AMQ8684

Trace-route message reached trace-route incapable queue manager *<insert_3>*.

Severity

0 : Information

Explanation

The DSPMQMRTE command trace-route message was rejected because it was about to be sent to a queue manager which does not support trace-route messaging. This behaviour was requested because the forwarding options specified on the command only allowed the trace-route message to be forwarded to queue managers which support trace-route messaging. Sending a trace-route message to a queue manager which cannot process it in accordance with its specified options could cause undesirable results, including having the trace-route message be put to a local queue on the remote queue manager. If this is acceptable then the '-f all' option can be specified.

Response

Retry the command with different forwarding options, if appropriate.

AMQ8684 (i5/OS)

Trace-route message reached trace-route incapable queue manager *<insert_3>*.

Severity

0 : Information

Explanation

The DSPMQMRTE command trace-route message was rejected because it was about to be sent to a queue manager which does not support trace-route messaging. This behaviour was requested because the forwarding options specified on the command only allowed the trace-route message to be forwarded to queue managers which support trace-route messaging. Sending a trace-route message to a queue manager which cannot process it in accordance with its specified options could cause undesirable results, including having the trace-route message be put to a local queue on the remote queue manager. If this is acceptable then FWDMSG(*ALL) can be specified.

Response

Retry the command with different forwarding options, if appropriate.

AMQ8685

Trace-route message rejected due to invalid forwarding options X*<insert_1>*.

Severity

20 : Error

Explanation

The DSPMQMRTE command trace-route message was rejected because one or more of the forwarding options was not recognized and it was in the MQROUTE_FORWARD_REJ_UNSUP_MASK bitmask. The forwarding options, when they were last observed, in hexadecimal were X*<insert_1>*.

Response

Change the application that inserted the forwarding options that were not recognized to insert valid and supported forwarding options.

AMQ8685 (i5/OS)

Trace-route message rejected due to invalid forwarding options X*<insert_1>*.

Severity

20 : Error

Explanation

The DSPMQMRTE command trace-route message was rejected because one or more of the forwarding options was not recognized and it was in the MQROUTE_FORWARD_REJ_UNSUP_MASK bitmask. The forwarding options, when they were last observed, in hexadecimal were X<insert_1>.

Response

Change the application that inserted the forwarding options that were not recognized to insert valid and supported forwarding options.

AMQ8686

Trace-route message rejected due to invalid delivery options X<insert_1>.

Severity

20 : Error

Explanation

The DSPMQMRTE command trace-route message was rejected because one or more of the delivery options was not recognized and it was in the MQROUTE_DELIVER_REJ_UNSUP_MASK bitmask. The delivery options, when they were last observed, in hexadecimal were X<insert_1>.

Response

Change the application that inserted the delivery options that were not recognized to insert valid and supported delivery options.

AMQ8686 (i5/OS)

Trace-route message rejected due to invalid delivery options X<insert_1>.

Severity

20 : Error

Explanation

The DSPMQMRTE command trace-route message was rejected because one or more of the delivery options was not recognized and it was in the MQROUTE_DELIVER_REJ_UNSUP_MASK bitmask. The delivery options, when they were last observed, in hexadecimal were X<insert_1>.

Response

Change the application that inserted the delivery options that were not recognized to insert valid and supported delivery options.

AMQ8687

Program ending.

Severity

0 : Information

Explanation

The program operation was interrupted by a SIGINT signal on UNIX systems or a CTRL+c/CTRL+BREAK signal on Windows systems. The program is now ending.

Response

Wait for the program to end.

AMQ8688

DSPMQMRTE command has detected an unexpected error, reason <insert_1> <insert_3>.

Severity

20 : Error

Explanation

The DSPMQMRTE command has detected an unexpected error during execution of your request. The reason for failure is <insert_1> or <insert_3>. The WebSphere MQ error recording routine has been called.

Response

Use the standard facilities supplied with your system to record the problem identifier and to save any generated output files. Use either the [WebSphere MQ Support site](http://www.ibm.com/software/support/isa/), or the IBM support assistant at <http://www.ibm.com/software/support/isa/>, to see whether a solution is already available. If you are unable to find a match, contact your IBM support center. Do not discard these files until the problem has been resolved.

AMQ8688 (i5/OS)

DSPMQMRTE command has detected an unexpected error, reason <insert_1> <insert_3>.

Severity

20 : Error

Explanation

The DSPMQMRTE command has detected an unexpected error during execution of your request. The reason for failure is *<insert_1>* or *<insert_3>*. The WebSphere MQ error recording routine has been called.

Response

Use the standard facilities supplied with your system to record the problem identifier, and to save the generated output files. Use either the [WebSphere MQ Support site](#), or the IBM support assistant at <http://www.ibm.com/software/support/isa/>, to see whether a solution is already available. If you are unable to find a match, contact your IBM support center. Do not discard these files until the problem has been resolved.

AMQ8689

Loading of client module *<insert_3>* failed.

Severity

20 : Error

Explanation

An attempt to dynamically load the client module *<insert_3>* failed. Typically this is because the client modules are not installed.

Response

Check which modules are installed and retry the command without the -c option specified, if applicable.

AMQ8690

WebSphere MQ topic created.

Severity

0 : Information

Explanation

WebSphere MQ topic *<insert_3>* created.

Response

None.

AMQ8691

WebSphere MQ topic changed.

Severity

0 : Information

Explanation

WebSphere MQ topic *<insert_5>* changed.

Response

None.

AMQ8692

WebSphere MQ topic object deleted.

Severity

0 : Information

Explanation

WebSphere MQ topic object *<insert_3>* deleted.

Response

None.

AMQ8694

DSPMQRTE command successfully put a message to topic string *<insert_3>*, queue manager *<insert_4>*.

Severity

0 : Information

Explanation

The request for the DSPMQRTE command to put a message was successful. The destination specified resolved to topic string *<insert_3>* on queue manager *<insert_4>*.

Response

None.

AMQ8695

Topic string *<insert_3>* on queue manager *<insert_4>*.

Severity

0 : Information

Explanation

The DSPMQRTE command trace-route message has been confirmed as having taken a route involving topic string *<insert_3>* on queue manager *<insert_4>*.

Response

Wait for subsequent messages which may indicate other queues or topics which the resultant messages have been routed through.

AMQ8696

DSPMQRTE command could not open topic string *<insert_3>*, queue manager *<insert_4>*.

Severity

20 : Error

Explanation

You started the DSPMQRTE command specifying topic string *<insert_3>*, using the *-ts* option. However the DSPMQRTE command could not successfully open that topic string on queue manager *<insert_4>*. Previous messages issued by the command can be used to identify the error.

Response

Refer to previous messages issued by the command. Specify a topic string, using the *-ts* option, that can be opened and then retry the command.

AMQ8697

DSPMQRTE command could not open topic *<insert_3>*, queue manager *<insert_4>*.

Severity

20 : Error

Explanation

You started the DSPMQRTE command specifying topic *<insert_3>*, using the *-to* option. However the DSPMQRTE command could not successfully open a topic object of that name on queue manager *<insert_4>*. Previous messages issued by the command can be used to identify the error.

Response

Refer to previous messages issued by the command. Specify a topic, using the *-to* option, that can be opened and then retry the command.

AMQ8701

Usage: rcdmqimg [-z] [-l] [-m QMgrName] -t ObjType [GenericObjName]

Severity

0 : Information

Explanation

None.

Response

None.

AMQ8702

Usage: rcrmqobj [-z] [-m QMgrName] -t ObjType [GenericObjName]

Severity

0 : Information

Explanation

None.

Response

None.

AMQ8703

Usage: dspmqfls [-m QMgrName] [-t ObjType] GenericObjName

Severity

0 : Information

Explanation

None.

Response

None.

AMQ8704 (Tandem)

Usage: altmqfls [--qmgr QMgrName] [--type ObjType] [--volume Volume] [-server ServerName] [--qsoptions options] [--msgofthresh Threshold] [--browse Bytes] [--meascount counter] [--qsize (primaryextent,secondaryextent, maxextents)] [--oflowsize (primaryextent,secondaryextent, maxextents)] ObjectName

Severity

0 : Information

Response

None.

AMQ8705

Display Queue Manager Status Details.

Severity

0 : Information

Explanation

The MQSC DISPLAY QMSTATUS command completed successfully. Details follow this message.

Response

None.

AMQ8706

Request to stop WebSphere MQ Listener accepted.

Severity

0 : Information

Explanation

The channel listener program has been requested to stop. This command executes asynchronously so may complete after this message has been displayed.

Response

Further information on the progress of the request is available in the queue manager error log.

AMQ8707 (i5/OS)

Start WebSphere MQ DLQ Handler

Severity

0 : Information

AMQ8708

Dead-letter queue handler started to process INPUTQ(<insert_3>).

Severity

0 : Information

Explanation

The dead-letter queue handler (runmqdlq) has been started and has parsed the input file without detecting any errors and is about to start processing the queue identified in the message.

Response

None.

AMQ8708 (i5/OS)

Dead-letter queue handler started to process INPUTQ(<insert_3>).

Severity

0 : Information

Explanation

The dead-letter queue handler (STRMQMDLQ) has been started and has parsed the input file without detecting any errors and is about to start processing the queue identified in the message.

Response

None.

AMQ8709

Dead-letter queue handler ending.

Severity

0 : Information

Explanation

The dead-letter queue handler (runmqdlq) is ending because the WAIT interval has expired and there are no messages on the dead-letter queue, or because the queue manager is shutting down, or because the dead-letter queue handler has detected an error. If the dead-letter queue handler has detected an error, an earlier message will have identified the error.

Response

None.

AMQ8709 (i5/OS)

Dead-letter queue handler ending.

Severity

0 : Information

Explanation

The dead-letter queue handler (STRMQMDLQ) is ending because the WAIT interval has expired and there are no messages on the dead-letter queue, or because the queue manager is shutting down, or because the dead-letter queue handler has detected an error. If the dead-letter queue handler has detected an error, an earlier message will have identified the error.

Response

None.

AMQ8710

Usage: runmqdlq [QName[QMgrName]].

Severity

0 : Information

Explanation

Syntax for the usage of runmqdlq.

Response

None.

AMQ8711 (i5/OS)

Job <insert_3> has terminated unexpectedly.

Severity

10 : Warning

Explanation

Execution of the command <insert_5> caused job <insert_3> to be started, but the job terminated unexpectedly.

Response

Consult the log for job <insert_3> to determine why it was terminated.

AMQ8712

PubSub is disabled for this queue manager.

Severity

40 : Stop Error

Explanation

The queue manager configuration inhibits any publication or subscription commands.

Response

Check the queue manager options and ensure they are correct.

AMQ8721

Dead-letter queue message not prefixed by a valid MQDLH.

Severity

10 : Warning

Explanation

The dead-letter queue handler (runmqdlq) retrieved a message from the nominated dead-letter queue, but the message was not prefixed by a recognizable MQDLH. This typically occurs because an application is writing directly to the dead-letter queue but is not prefixing messages with a valid MQDLH. The message is left on the dead-letter queue and the dead-letter queue handler continues to process the dead-letter queue. Each time the dead-letter queue handler repositions itself to a position before this message to process messages that could not be processed on a previous scan it will reprocess the failing message and will consequently re-issue this message.

Response

Remove the invalid message from the dead-letter queue. Do not write messages to the dead-letter queue unless they have been prefixed by a valid MQDLH. If you require a dead-letter queue handler that can process messages not prefixed by a valid MQDLH, you must change the sample program called amqsdlq to cater for your needs.

AMQ8721 (i5/OS)

Dead-letter queue message not prefixed by a valid MQDLH.

Severity

10 : Warning

Explanation

The dead-letter queue handler (STRMQMDLQ) retrieved a message from the nominated dead-letter queue, but the message was not prefixed by a recognizable MQDLH. This typically occurs because an application is writing directly to the dead-letter queue but is not prefixing messages with a valid MQDLH. The message is left on the dead-letter queue and the dead-letter queue handler continues to process the dead-letter queue. Each time the dead-letter queue handler repositions itself to a position before this message to process messages that could not be processed on a previous scan it will reprocess the failing message and will consequently re-issue this message.

Response

Remove the invalid message from the dead-letter queue. Do not write messages to the dead-letter queue unless they have been prefixed by a valid MQDLH. If you require a dead-letter queue handler that can process messages not prefixed by a valid MQDLH, you must change the sample program called amqsdlq to cater for your needs.

AMQ8722

Dead-letter queue handler unable to put message: Rule <insert_1> Reason <insert_2>.

Severity

10 : Warning

Explanation

This message is produced by the dead-letter queue handler when it is requested to redirect a message to another queue but is unable to do so. If the reason that the redirect fails is the same as the reason the message was put to the dead-letter queue then it is assumed that no new error has occurred and no message is produced. The retry count for the message will be incremented and the dead-letter queue handler will continue.

Response

Investigate why the dead-letter queue handler was unable to put the message to the dead-letter queue. The line number of the rule used to determine the action for the message should be used to help identify to which queue the dead-letter queue handler attempted to PUT the message.

AMQ8723

Display pub/sub status details.

Severity

0 : Information

Explanation

The MQSC DISPLAY PUBSUB command completed successfully. Details follow this message.

AMQ8724

Refresh WebSphere MQ Queue Manager accepted.

Severity

0 : Information

Explanation

The MQSC REFRESH QMGR command completed successfully. Details follow this message.

Response

None.

AMQ8729

The listener could not be stopped at this time.

Severity

10 : Warning

Explanation

A request was made to stop a listener, however the listener could not be stopped at this time. Reasons why a listener could not be stopped are:

The listener has active channels and the communications protocol being used is LU 6.2, SPX or NETBIOS.

The listener has active channels and the communications protocol being used is TCP/IP and channel threads are restricted to run within the listener process.

Response

End the channels using the STOP CHANNEL command and reissue the request.

AMQ8730

Listener already active.

Severity

10 : Warning

Explanation

A request was made to start a listener, however the listener is already running and cannot be started.

Response

If you do not want the listener to be running then use the STOP LISTENER command to stop the listener before reissuing the command.

AMQ8731

Listener not active.

Severity

10 : Warning

Explanation

A request was made to stop a listener, however the listener is not running.

Response

If the listener should be running then use the START LISTENER command to start the listener.

AMQ8732

Request to stop Service accepted.

Severity

0 : Information

Explanation

The Request to stop the Service has been accepted and is being processed.

Response

None.

AMQ8733

Request to start Service accepted.

Severity

0 : Information

Explanation

The Request to start the Service has been accepted and is being processed.

Response

None.

AMQ8734

Command failed - Program could not be started.

Severity

20 : Error

Explanation

The command requested was unsuccessful because the program which was defined to be run to complete the action could not be started.

Reasons why the program could not be started are

The program does not exist at the specified location.

The WebSphere MQ user does not have sufficient access to execute the program.

If STDOUT or STDERR are defined for the program, the WebSphere MQ user does not have sufficient access to the locations specified.

Response

Check the Queue Manager error logs for further details on the cause of the failure and correct before reissuing the command.

AMQ8735

Command failed - Access denied.

Severity

20 : Error

Explanation

The command requested was unsuccessful because access was denied attempting to execute the program defined to run.

Response

Examine the definition of the object and ensure that the path to program file is correct. If the defined path is correct ensure that the program exists at the location specified and that the WebSphere MQ user has access to execute the program.

AMQ8737

Service already active.

Severity

10 : Warning

Explanation

A request was made to start a service, however the service is already running and cannot be started.

Response

If you do not want the service to be running then use the STOP SERVICE command to stop the service before reissuing the command. If the intention is to allow more than one instance of a service to run, then the service definition may be altered to be of SERVTYPE(COMMAND) which allows more than one instance of the service to be executed concurrently, however status of services of type COMMAND is not available from the SVSTAUS command.

AMQ8738

Service not active.

Severity

10 : Warning

Explanation

A request was made to stop a service, however the service is not running.

Response

If the service should be running then use the START SERVICE command to start the service.

AMQ8739

Stop cannot be executed for service with blank STOPCMD.

Severity

20 : Error

Explanation

A request was made to STOP a service, however the service has no Stop Command defined so no action could be taken.

Response

Examine the definition of the service and if necessary update the definition of the service to include the command to run when STOP is issued. For services of type 'SERVER' the command to run when STOP is executed is stored when the service is started so any alteration to the service definition will have no effect until the service is restarted following the update.

AMQ8740

Start cannot be executed for service with blank STARTCMD.

Severity

20 : Error

Explanation

A request was made to START a service, however the service has no Start Command defined so no action could be taken.

Response

Examine the definition of the service and if necessary update the definition of the service to include the command to run when START is issued.

AMQ8741

Unable to connect to queue manager.

Severity

20 : Error

Explanation

The dead-letter queue handler (runmqdlq) could not connect to queue manager *<insert_3>*. This message is typically issued when the requested queue manager has not been started or is quiescing, or if the process does not have sufficient authority. The completion code (*<insert_1>*) and the reason (*<insert_2>*) can be used to identify the error. The dead-letter queue handler ends.

Response

Take appropriate action based upon the completion code and reason.

AMQ8741 (i5/OS)

Unable to connect to queue manager.

Severity

20 : Error

Explanation

The dead-letter queue handler (STRMQMDLQ) could not connect to queue manager *<insert_3>*. This message is typically issued when the requested queue manager has not been started or is quiescing, or if the process does not have sufficient authority. The completion code (*<insert_1>*) and the reason (*<insert_2>*) can be used to identify the error. The dead-letter queue handler ends.

Response

Take appropriate action based upon the completion code and reason.

AMQ8742

Unable to open queue manager: CompCode = *<insert_1>* Reason = *<insert_2>*.

Severity

20 : Error

Explanation

The dead-letter queue handler (runmqdlq) could not open the queue manager object. This message is typically issued because of a resource shortage or because the process does not have sufficient authority. The completion code and the reason can be used to identify the error. The dead-letter queue handler ends.

Response

Take appropriate action based upon the completion code and reason.

AMQ8742 (i5/OS)

Unable to open queue manager: CompCode = *<insert_1>* Reason = *<insert_2>*.

Severity

20 : Error

Explanation

The dead-letter queue handler (STRMQMDLQ) could not open the queue manager object. This message is typically issued because of a resource shortage or because the process does not have sufficient authority. The completion code and the reason can be used to identify the error. The dead-letter queue handler ends.

Response

Take appropriate action based upon the completion code and reason.

AMQ8743

Unable to inquire on queue manager: CompCode = *<insert_1>* Reason = *<insert_2>*.

Severity

20 : Error

Explanation

The dead-letter queue handler (runmqdlq) could not inquire on the queue manager. This message is typically issued because of a resource shortage or because the queue manager is ending. The completion code and the reason can be used to identify the error. The dead-letter queue handler ends.

Response

Take appropriate action based upon the completion code and reason.

AMQ8743 (i5/OS)

Unable to inquire on queue manager: CompCode = *<insert_1>* Reason = *<insert_2>*.

Severity

20 : Error

Explanation

The dead-letter queue handler (STRMQMDLQ) could not inquire on the queue manager. This message is typically issued because of a resource shortage or because the queue manager is ending. The completion code and the reason can be used to identify the error. The dead-letter queue handler ends.

Response

Take appropriate action based upon the completion code and reason.

AMQ8744

Unable to close queue manager: CompCode = *<insert_1>* Reason = *<insert_2>*.

Severity

20 : Error

Explanation

The dead-letter queue handler (runmqdlq) could not close the queue manager. This message is typically issued because of a resource shortage or because the queue manager is ending. The completion code and the reason can be used to identify the error. The dead-letter queue handler ends.

Response

Take appropriate action based upon the completion code and reason.

AMQ8744 (i5/OS)

Unable to close queue manager: CompCode = *<insert_1>* Reason = *<insert_2>*.

Severity

20 : Error

Explanation

The dead-letter queue handler (STRMQMDLQ) could not close the queue manager. This message is typically issued because of a resource shortage or because the queue manager is ending. The completion code and the reason can be used to identify the error. The dead-letter queue handler ends.

Response

Take appropriate action based upon the completion code and reason.

AMQ8745

Unable to open dead-letter queue for browse.

Severity

20 : Error

Explanation

The dead-letter queue handler (runmqdlq) could not open the dead-letter queue *<insert_3>* for browsing. This message is typically issued because another process has opened the dead-letter queue for exclusive access, or because an invalid dead-letter queue name was specified. Other possible reasons include resource shortages or insufficient authority. The completion code(*<insert_1>*) and the reason(*<insert_2>*) can be used to identify the error. The dead-letter queue handler ends.

Response

Take appropriate action based upon the completion code and reason.

AMQ8745 (i5/OS)

Unable to open dead-letter queue for browse.

Severity

20 : Error

Explanation

The dead-letter queue handler (STRMQMDLQ) could not open the dead-letter queue *<insert_3>* for browsing. This message is typically issued because another process has opened the dead-letter queue for exclusive access, or because an invalid dead-letter queue name was specified. Other possible reasons include resource shortages or insufficient authority. The completion code(*<insert_1>*) and the reason(*<insert_2>*) can be used to identify the error. The dead-letter queue handler ends.

Response

Take appropriate action based upon the completion code and reason.

AMQ8746

Unable to close dead-letter queue: CompCode = *<insert_1>* Reason = *<insert_2>*.

Severity

20 : Error

Explanation

The dead-letter queue handler (runmqdlq) could not close the dead-letter queue. This message is typically issued because of a resource shortage or because the queue manager is ending. The completion code and the reason can be used to identify the error. The dead-letter queue handler ends.

Response

Take appropriate action based upon the completion code and reason.

AMQ8746 (i5/OS)

Unable to close dead-letter queue: CompCode = *<insert_1>* Reason = *<insert_2>*.

Severity

20 : Error

Explanation

The dead-letter queue handler (STRMQMDLQ) could not close the dead-letter queue. This message is typically

issued because of a resource shortage or because the queue manager is ending. The completion code and the reason can be used to identify the error. The dead-letter queue handler ends.

Response

Take appropriate action based upon the completion code and reason.

AMQ8747

Integer parameter outside permissible range.

Severity

20 : Error

Explanation

The integer parameter (<insert_2>) supplied to the dead-letter handler was outside of the valid range for <insert_3> on line <insert_1>.

Response

Correct the input data and restart the dead-letter queue handler.

AMQ8748

Unable to get message from dead-letter queue: CompCode = <insert_1> Reason = <insert_2>.

Severity

20 : Error

Explanation

The dead-letter queue handler (runmqdlq) could not get the next message from the dead-letter queue. This message is typically issued because of the queue manager ending, a resource problem, or another process having deleted the dead-letter queue. The completion code and the reason can be used to identify the error. The dead-letter queue handler ends.

Response

Take appropriate action based upon the completion code and reason.

AMQ8748 (i5/OS)

Unable to get message from dead-letter queue: CompCode = <insert_1> Reason = <insert_2>.

Severity

20 : Error

Explanation

The dead-letter queue handler (STRMQMDLQ) could not get the next message from the dead-letter queue. This message is typically issued because of the queue manager ending, a resource problem, or another process having deleted the dead-letter queue. The completion code and the reason can be used to identify the error. The dead-letter queue handler ends.

Response

Take appropriate action based upon the completion code and reason.

AMQ8749

Unable to commit/backout action on dead-letter queue: CompCode = <insert_1> Reason = <insert_2>.

Severity

20 : Error

Explanation

The dead-letter queue handler (runmqdlq) was unable to commit or backout an update to the dead-letter queue. This message is typically issued because of the queue manager ending, or because of a resource shortage. If the queue manager has ended, the update to the dead-letter queue (and any associated updates) will be backed out when the queue manager restarts. If the problem was due to a resource problem then the updates will be backed out when the dead-letter queue handler terminates. The completion code and the reason can be used to identify the error. The dead-letter queue handler ends.

Response

Take appropriate action based upon the completion code and reason.

AMQ8749 (i5/OS)

Unable to commit/backout action on dead-letter queue: CompCode = <insert_1> Reason = <insert_2>.

Severity

20 : Error

Explanation

The dead-letter queue handler (STRMQMDLQ) was unable to commit or backout an update to the dead-letter queue. This message is typically issued because of the queue manager ending, or because of a resource shortage. If the queue manager has ended, the update to the dead-letter queue (and any associated updates) will be backed out when the queue manager restarts. If the problem was due to a resource problem then the updates will be backed out when the dead-letter queue handler terminates. The completion code and the reason can be used to identify the error. The dead-letter queue handler ends.

Response

Take appropriate action based upon the completion code and reason.

AMQ8750

No valid input provided to runmqdlq.

Severity

20 : Error

Explanation

Either no input was provided to runmqdlq, or the input to runmqdlq contained no valid message templates. If input was provided to runmqdlq but was found to be invalid, earlier messages will have been produced explaining the cause of the error. The dead-letter queue handler will ends.

Response

Correct the input data and restart the dead-letter queue handler.

AMQ8750 (i5/OS)

No valid input provided to STRMQMDLQ.

Severity

20 : Error

Explanation

Either no input was provided to STRMQMDLQ, or the input to STRMQMDLQ contained no valid message templates. If input was provided to STRMQMDLQ but was found to be invalid, earlier messages will have been produced explaining the cause of the error. The dead-letter queue handler will ends.

Response

Correct the input data and restart the dead-letter queue handler.

AMQ8751

Unable to obtain private storage.

Severity

20 : Error

Explanation

The dead-letter queue handler (runmqdlq) was unable to obtain private storage. This problem would typically arise as a result of some more global problem. For example if there is a persistent problem that is causing messages to be written to the DLQ and the same problem (for example queue full) is preventing the dead-letter queue handler from taking the requested action with the message, it is necessary for the dead-letter queue handler to maintain a large amount of state data to remember the retry counts associated with each message, or if the dead-letter queue contains a large number of messages and the rules table has directed the dead-letter queue handler to ignore the messages.

Response

Investigate if some more global problem exists, and if the dead-letter queue contains a large number of messages. If the problem persists save any generated output files and use either the [WebSphere MQ Support site](#), or the IBM support assistant at <http://www.ibm.com/software/support/isa/>, to see whether a solution is already available. If you are unable to find a match, contact your IBM support center.

AMQ8751 (i5/OS)

Unable to obtain private storage.

Severity

20 : Error

Explanation

The dead-letter queue handler (STRMQMDLQ) was unable to obtain private storage. This problem would typically arise as a result of some more global problem. For example if there is a persistent problem that is causing

messages to be written to the DLQ and the same problem (for example queue full) is preventing the dead-letter queue handler from taking the requested action with the message, it is necessary for the dead-letter queue handler to maintain a large amount of state data to remember the retry counts associated with each message, or if the dead-letter queue contains a large number of messages and the rules table has directed the dead-letter queue handler to ignore the messages.

Response

Investigate if some more global problem exists, and if the dead-letter queue contains a large number of messages. If the problem persists save any generated output files and use either the [WebSphere MQ Support site](#), or the IBM support assistant at <http://www.ibm.com/software/support/isa/>, to see whether a solution is already available. If you are unable to find a match, contact your IBM support center.

AMQ8752

Parameter(<insert_3>) exceeds maximum length on line <insert_1>.

Severity

20 : Error

Explanation

A parameter supplied as input to the dead-letter handler exceeded the maximum length for parameters of that type.

Response

Correct the input data and restart the dead-letter queue handler.

AMQ8753

Duplicate parameter(<insert_3>) found on line <insert_1>.

Severity

20 : Error

Explanation

Two or more parameters of the same type were supplied on a single input line to the dead-letter queue handler.

Response

Correct the input and restart the dead-letter queue handler.

AMQ8754

Display topic status details.

Severity

0 : Information

Explanation

The MQSC DISPLAY TPSTATUS command completed successfully. Details follow this message.

AMQ8755

WebSphere MQ topicstr cleared successfully.

Severity

0 : Information

Explanation

All messages on topicstr have been deleted.

AMQ8756

Error detected releasing private storage.

Severity

20 : Error

Explanation

The dead-letter queue handler (runmqdlq) was informed of an error while attempting to release an area of private storage. The dead-letter queue handler ends.

Response

This message should be preceded by a message or FFST information from the internal routine that detected the error. Take the action associated with the earlier error information.

AMQ8756 (i5/OS)

Error detected releasing private storage.

Severity

20 : Error

Explanation

The dead-letter queue handler (STRMQMDLQ) was informed of an error while attempting to release an area of private storage. The dead-letter queue handler ends.

Response

This message should be preceded by a message or FFST information from the internal routine that detected the error. Take the action associated with the earlier error information.

AMQ8757

Integer parameter(<insert_3>) outside permissible range on line <insert_1>.

Severity

20 : Error

Explanation

An integer supplied as input to the dead-letter handler was outside of the valid range of integers supported by the dead-letter queue handler.

Response

Correct the input data and restart the dead-letter queue handler.

AMQ8758

<insert_1> errors detected in input to runmqdlq.

Severity

20 : Error

Explanation

One or more errors have been detected in the input to the dead-letter queue handler(runmqdlq). Error messages will have been generated for each of these errors. The dead-letter queue handler ends.

Response

Correct the input data and restart the dead-letter queue handler.

AMQ8758 (i5/OS)

<insert_1> errors detected in input to STRMQMDLQ.

Severity

20 : Error

Explanation

One or more errors have been detected in the input to the dead-letter queue handler(STRMQMDLQ). Error messages will have been generated for each of these errors. The dead-letter queue handler ends.

Response

Correct the input data and restart the dead-letter queue handler.

AMQ8759

Invalid combination of parameters to dead-letter queue handler on line <insert_1>.

Severity

20 : Error

Explanation

An invalid combination of input parameters has been supplied to the dead-letter queue handler. Possible causes are: no ACTION specified, ACTION(FWD) but no FWDQ specified, HEADER(YES|NO) specified without ACTION (FWD).

Response

Correct the input data and restart the dead-letter queue handler.

AMQ8760

Unexpected failure while initializing process: Reason = <insert_1>.

Severity

30 : Severe error

Explanation

The dead-letter queue handler (runmqdlq) could not perform basic initialization required to use MQ services because of an unforeseen error. The dead-letter queue handler ends.

Response

Use the standard facilities supplied with your system to record the problem identifier and to save the generated output files. Use either the [WebSphere MQ Support site](http://www.ibm.com/software/support/isa/), or the IBM support assistant at <http://www.ibm.com/software/support/isa/>, to see whether a solution is already available. If you are unable to find a match, contact your IBM support center. Do not discard these files until the problem has been resolved.

AMQ8760 (i5/OS)

Unexpected failure while initializing process: Reason = <insert_1>.

Severity

30 : Severe error

Explanation

The dead-letter queue handler (STRMQMDLQ) could not perform basic initialization required to use MQ services because of an unforeseen error. The dead-letter queue handler ends.

Response

Use the standard facilities supplied with your system to record the problem identifier and to save the generated output files. Use either the [WebSphere MQ Support site](http://www.ibm.com/software/support/isa/), or the IBM support assistant at <http://www.ibm.com/software/support/isa/>, to see whether a solution is already available. If you are unable to find a match, contact your IBM support center. Do not discard these files until the problem has been resolved.

AMQ8761

Unexpected failure while connecting to queue manager: CompCode = <insert_1> Reason = <insert_2>.

Severity

30 : Severe error

Explanation

The dead-letter queue handler (runmqdlq) could not connect to the requested queue manager because of an unforeseen error. The dead-letter queue handler ends.

Response

Use the standard facilities supplied with your system to record the problem identifier and to save the generated output files. Use either the [WebSphere MQ Support site](http://www.ibm.com/software/support/isa/), or the IBM support assistant at <http://www.ibm.com/software/support/isa/>, to see whether a solution is already available. If you are unable to find a match, contact your IBM support center. Do not discard these files until the problem has been resolved.

AMQ8761 (i5/OS)

Unexpected failure while connecting to queue manager: CompCode = <insert_1> Reason = <insert_2>.

Severity

30 : Severe error

Explanation

The dead-letter queue handler (STRMQMDLQ) could not connect to the requested queue manager because of an unforeseen error. The dead-letter queue handler ends.

Response

Use the standard facilities supplied with your system to record the problem identifier and to save the generated output files. Use either the [WebSphere MQ Support site](http://www.ibm.com/software/support/isa/), or the IBM support assistant at <http://www.ibm.com/software/support/isa/>, to see whether a solution is already available. If you are unable to find a match, contact your IBM support center. Do not discard these files until the problem has been resolved.

AMQ8762

Unexpected error while attempting to open queue manager: CompCode = <insert_1> Reason = <insert_2>.

Severity

30 : Severe error

Explanation

The dead-letter queue handler (runmqdlq) could not open the queue manager because of an unforeseen error. The completion code and the reason can be used to identify the error. The dead-letter queue handler ends.

Response

Use the standard facilities supplied with your system to record the problem identifier and to save the generated output files. Use either the [WebSphere MQ Support site](http://www.ibm.com/software/support/isa/), or the IBM support assistant at <http://www.ibm.com/software/support/isa/>, to see whether a solution is already available. If you are unable to find a match, contact your IBM support center. Do not discard these files until the problem has been resolved.

AMQ8762 (i5/OS)

Unexpected error while attempting to open queue manager: CompCode = *<insert_1>* Reason = *<insert_2>*.

Severity

30 : Severe error

Explanation

The dead-letter queue handler (STRMQMDLQ) could not open the queue manager because of an unforeseen error. The completion code and the reason can be used to identify the error. The dead-letter queue handler ends.

Response

Use the standard facilities supplied with your system to record the problem identifier and to save the generated output files. Use either the [WebSphere MQ Support site](http://www.ibm.com/software/support/isa/), or the IBM support assistant at <http://www.ibm.com/software/support/isa/>, to see whether a solution is already available. If you are unable to find a match, contact your IBM support center. Do not discard these files until the problem has been resolved.

AMQ8763

Unexpected error while inquiring on queue manager: CompCode = *<insert_1>* Reason = *<insert_2>*.

Severity

30 : Severe error

Explanation

The dead letter queue handler (runmqdlq) could not inquire on the queue manager because of an unforeseen error. The completion code and the reason can be used to identify the error. The dead letter queue handler ends.

Response

Use the standard facilities supplied with your system to record the problem identifier and to save the generated output files. Use either the [WebSphere MQ Support site](http://www.ibm.com/software/support/isa/), or the IBM support assistant at <http://www.ibm.com/software/support/isa/>, to see whether a solution is already available. If you are unable to find a match, contact your IBM support center. Do not discard these files until the problem has been resolved.

AMQ8763 (i5/OS)

Unexpected error while inquiring on queue manager: CompCode = *<insert_1>* Reason = *<insert_2>*.

Severity

30 : Severe error

Explanation

The dead letter queue handler (STRMQMDLQ) could not inquire on the queue manager because of an unforeseen error. The completion code and the reason can be used to identify the error. The dead letter queue handler ends.

Response

Use the standard facilities supplied with your system to record the problem identifier and to save the generated output files. Use either the [WebSphere MQ Support site](http://www.ibm.com/software/support/isa/), or the IBM support assistant at <http://www.ibm.com/software/support/isa/>, to see whether a solution is already available. If you are unable to find a match, contact your IBM support center. Do not discard these files until the problem has been resolved.

AMQ8764

Unexpected error while attempting to close queue manager: CompCode = *<insert_1>* Reason = *<insert_2>*.

Severity

30 : Severe error

Explanation

The dead-letter queue handler (runmqdlq) could not close the queue manager because of an unforeseen error. The completion code and the reason can be used to identify the error. The dead-letter queue handler ends.

Response

Use the standard facilities supplied with your system to record the problem identifier and to save the generated output files. Use either the [WebSphere MQ Support site](http://www.ibm.com/software/support/isa/), or the IBM support assistant at <http://www.ibm.com/software/support/isa/>, to see whether a solution is already available. If you are unable to find a match, contact your IBM support center. Do not discard these files until the problem has been resolved.

AMQ8764 (i5/OS)

Unexpected error while attempting to close queue manager: CompCode = <insert_1> Reason = <insert_2>.

Severity

30 : Severe error

Explanation

The dead-letter queue handler (STRMQMDLQ) could not close the queue manager because of an unforeseen error. The completion code and the reason can be used to identify the error. The dead-letter queue handler ends.

Response

Use the standard facilities supplied with your system to record the problem identifier and to save the generated output files. Use either the [WebSphere MQ Support site](http://www.ibm.com/software/support/isa/), or the IBM support assistant at <http://www.ibm.com/software/support/isa/>, to see whether a solution is already available. If you are unable to find a match, contact your IBM support center. Do not discard these files until the problem has been resolved.

AMQ8765

Unexpected failure while opening dead-letter queue for browse: CompCode = <insert_1> Reason = <insert_2>.

Severity

30 : Severe error

Explanation

The dead-letter queue handler (runmqdlq) could not open the dead-letter queue for browsing because of an unforeseen error. The completion code and the reason can be used to identify the error. The dead-letter queue handler ends.

Response

Use the standard facilities supplied with your system to record the problem identifier and to save the generated output files. Use either the [WebSphere MQ Support site](http://www.ibm.com/software/support/isa/), or the IBM support assistant at <http://www.ibm.com/software/support/isa/>, to see whether a solution is already available. If you are unable to find a match, contact your IBM support center. Do not discard these files until the problem has been resolved.

AMQ8765 (i5/OS)

Unexpected failure while opening dead-letter queue for browse: CompCode = <insert_1> Reason = <insert_2>.

Severity

30 : Severe error

Explanation

The dead-letter queue handler (STRMQMDLQ) could not open the dead-letter queue for browsing because of an unforeseen error. The completion code and the reason can be used to identify the error. The dead-letter queue handler ends.

Response

Use the standard facilities supplied with your system to record the problem identifier and to save the generated output files. Use either the [WebSphere MQ Support site](http://www.ibm.com/software/support/isa/), or the IBM support assistant at <http://www.ibm.com/software/support/isa/>, to see whether a solution is already available. If you are unable to find a match, contact your IBM support center. Do not discard these files until the problem has been resolved.

AMQ8766

Unexpected error while closing dead-letter queue: CompCode = <insert_1> Reason = <insert_2>.

Severity

30 : Severe error

Explanation

The dead-letter queue handler (runmqdlq) could not close the dead-letter queue because of an unforeseen error. The completion code and the reason can be used to identify the error. The dead-letter queue handler ends.

Response

Use the standard facilities supplied with your system to record the problem identifier and to save the generated output files. Use either the [WebSphere MQ Support site](http://www.ibm.com/software/support/isa/), or the IBM support assistant at <http://www.ibm.com/software/support/isa/>, to see whether a solution is already available. If you are unable to find a match, contact your IBM support center. Do not discard these files until the problem has been resolved.

AMQ8766 (i5/OS)

Unexpected error while closing dead-letter queue: CompCode = <insert_1> Reason = <insert_2>.

Severity

30 : Severe error

Explanation

The dead-letter queue handler (STRMQMDLQ) could not close the dead-letter queue because of an unforeseen error. The completion code and the reason can be used to identify the error. The dead-letter queue handler ends.

Response

Use the standard facilities supplied with your system to record the problem identifier and to save the generated output files. Use either the [WebSphere MQ Support site](http://www.ibm.com/software/support/isa/), or the IBM support assistant at <http://www.ibm.com/software/support/isa/>, to see whether a solution is already available. If you are unable to find a match, contact your IBM support center. Do not discard these files until the problem has been resolved.

AMQ8767

Unexpected error while getting message from dead-letter queue: CompCode = <insert_1> Reason = <insert_2>.

Severity

30 : Severe error

Explanation

The dead-letter queue handler (runmqdlq) could not get the next message from the dead-letter queue because of an unforeseen error. The completion code and the reason can be used to identify the error. The dead-letter queue handler ends.

Response

Use the standard facilities supplied with your system to record the problem identifier and to save the generated output files. Use either the [WebSphere MQ Support site](http://www.ibm.com/software/support/isa/), or the IBM support assistant at <http://www.ibm.com/software/support/isa/>, to see whether a solution is already available. If you are unable to find a match, contact your IBM support center. Do not discard these files until the problem has been resolved.

AMQ8767 (i5/OS)

Unexpected error while getting message from dead-letter queue: CompCode = <insert_1> Reason = <insert_2>.

Severity

30 : Severe error

Explanation

The dead-letter queue handler (STRMQMDLQ) could not get the next message from the dead-letter queue because of an unforeseen error. The completion code and the reason can be used to identify the error. The dead-letter queue handler ends.

Response

Use the standard facilities supplied with your system to record the problem identifier and to save the generated output files. Use either the [WebSphere MQ Support site](http://www.ibm.com/software/support/isa/), or the IBM support assistant at <http://www.ibm.com/software/support/isa/>, to see whether a solution is already available. If you are unable to find a match, contact your IBM support center. Do not discard these files until the problem has been resolved.

AMQ8768

Unexpected error committing/backing out action on dead-letter queue: CompCode = <insert_1> Reason = <insert_2>.

Severity

30 : Severe error

Explanation

The dead-letter queue handler (runmqdlq) was unable to either commit or backout an update to the dead-letter queue because of an unforeseen error. The completion code and the reason can be used to identify the error. The dead-letter queue handler ends.

Response

Use the standard facilities supplied with your system to record the problem identifier and to save the generated output files. Use either the [WebSphere MQ Support site](http://www.ibm.com/software/support/isa/), or the IBM support assistant at <http://www.ibm.com/software/support/isa/>, to see whether a solution is already available. If you are unable to find a match, contact your IBM support center. Do not discard these files until the problem has been resolved.

AMQ8768 (i5/OS)

Unexpected error committing/backing out action on dead-letter queue: CompCode = <insert_1> Reason =

<insert_2>.

Severity

30 : Severe error

Explanation

The dead-letter queue handler (STRMQMDLQ) was unable to either commit or backout an update to the dead-letter queue because of an unforeseen error. The completion code and the reason can be used to identify the error. The dead-letter queue handler ends.

Response

Use the standard facilities supplied with your system to record the problem identifier and to save the generated output files. Use either the [WebSphere MQ Support site](http://www.ibm.com/software/support/isa/), or the IBM support assistant at <http://www.ibm.com/software/support/isa/>, to see whether a solution is already available. If you are unable to find a match, contact your IBM support center. Do not discard these files until the problem has been resolved.

AMQ8769

Unable to disconnect from queue manager: CompCode = <insert_1> Reason = <insert_2>.

Severity

30 : Severe error

Explanation

The dead-letter queue handler (runmqdlq) was unable to disconnect from the queue manager because of an unexpected error. The completion code and the reason can be used to identify the error. The dead-letter queue handler ends.

Response

Use the standard facilities supplied with your system to record the problem identifier and to save the generated output files. Use either the [WebSphere MQ Support site](http://www.ibm.com/software/support/isa/), or the IBM support assistant at <http://www.ibm.com/software/support/isa/>, to see whether a solution is already available. If you are unable to find a match, contact your IBM support center. Do not discard these files until the problem has been resolved.

AMQ8769 (i5/OS)

Unable to disconnect from queue manager: CompCode = <insert_1> Reason = <insert_2>.

Severity

30 : Severe error

Explanation

The dead-letter queue handler (STRMQMDLQ) was unable to disconnect from the queue manager because of an unexpected error. The completion code and the reason can be used to identify the error. The dead-letter queue handler ends.

Response

Use the standard facilities supplied with your system to record the problem identifier and to save the generated output files. Use either the [WebSphere MQ Support site](http://www.ibm.com/software/support/isa/), or the IBM support assistant at <http://www.ibm.com/software/support/isa/>, to see whether a solution is already available. If you are unable to find a match, contact your IBM support center. Do not discard these files until the problem has been resolved.

AMQ8770 (i5/OS)

Cannot open <insert_3> for command <insert_5>.

Severity

40 : Stop Error

Explanation

The <insert_5> command failed to open <insert_3> for WebSphere MQ processing.

Response

Check that the intended file or member exists, and was specified correctly. Correct the specification or create the object and try the operation again.

AMQ8771 (DEC)

OpenVMS Cluster Failover Set Configuration and State.

Severity

0 : Information

AMQ8772 (DEC)

Queue Manager Name: <insert_3> Sequence No: <insert_1>

Severity

0 : Information

AMQ8773 (DEC)

TCP/IP Address: <insert_3> Listener Port Number : <insert_4>

Severity

0 : Information

AMQ8774 (DEC)

Queue Manager state in failover set: STARTED

Severity

0 : Information

AMQ8775 (DEC)

Queue Manager state in failover set: STOPPED

Severity

0 : Information

AMQ8776 (DEC)

Node specific configuration and state

Severity

0 : Information

AMQ8777 (DEC)

Node name: <insert_3> Priority: <insert_1> TCP/IP Interface: <insert_4>

Severity

0 : Information

AMQ8778 (DEC)

Queue Manager state : RUNNING

Severity

0 : Information

AMQ8779 (DEC)

Queue Manager state : AVAILABLE

Severity

0 : Information

AMQ8780 (DEC)

Queue Manager state : EXCLUDED

Severity

0 : Information

AMQ8781 (DEC)

Failover Monitor state: STARTED

Severity

0 : Information

AMQ8782 (DEC)

Failover Monitor state: STOPPED

Severity

0 : Information

AMQ8783 (DEC)

Failover Monitor state: WATCHING

Severity

0 : Information

AMQ8784 (DEC)

Node <insert_3> is not in the Failover Set configuration file

Severity

20 : Error

AMQ8785 (DEC)

There are no Failover Monitors started for Queue Manager: <insert_3>

Severity

20 : Error

AMQ8786 (DEC)

Failover set update operation in progress

Severity

10 : Warning

AMQ8787 (DEC)

Usage:

Start the queue manager in the failover set

```
failover -m <queue manager> [-n <node name>] -s
```

End the queue manager in the failover set

```
failover -m <queue manager> -e
```

Failover the running queue manager to another node

```
failover -m <queue manager> [-n <node name>] -f
```

Stop a failover monitor on a node

```
failover -m <queue manager> -n <node name> -h
```

Query the state of the queue manager

```
failover -m <queue manager> -q
```

Set the symbols MQS\$QMGR_NODE, MQS\$AVAILABLE_NODES and MQS\$MONITOR_NODES

```
failover -m <queue manager> -l
```

Change the state of the failover set

```
failover -m <queue manager> -c -cluster stopped|started
```

Change the state of the queue manager on a node

```
failover -m <queue manager> -n <node name> -c -qmgr available|running|excluded
```

Change the state of the monitor on a node

```
failover -m <queue manager> -n <node name> -c -monitor stopped|started|watcher
```

Clear the update in progress flag

```
failover -m <queue manager> -u
```

Severity

0 : Information

AMQ8788 (DEC)

Usage: failover_monitor -m <queue manager> [-d]

Severity

0 : Information

AMQ8789 (DEC)

Error opening failover initialisation file FAILOVER.INI

Severity

20 : Error

AMQ8790 (DEC)

Error in the format of the initialisation file FAILOVER.INI

Severity

20 : Error

AMQ8791 (DEC)

No node available on which to start the queue manager

Severity

20 : Error

AMQ8792 (DEC)

Operation not allowed; Use a Failover command

Severity

20 : Error

AMQ8793 (DEC)

The ending of the queue manager was forced

Severity

10 : Warning

AMQ8794 (DEC)

The ending of the queue manager timed out before completion

Severity

20 : Error

AMQ8795 (DEC)

End Queue Manager Time Out: <insert_1>

Severity

0 : Information

AMQ8796 (DEC)

There is a Failover Monitor already running on node: <insert_3>

Severity

20 : Error

AMQ8797 (Tandem)

Cannot move queue files to <insert_3>.

Severity

0 : Information

Explanation

The MQSeries almqfls utility cannot move the specified queue files to volume <insert_3>.

Response

Verify that the queue files are not already on volume *<insert_3>* using the dspmqfls utility. Verify that volume *<insert_3>* does not already contain queue files for this or any other queue manager in the same subvolume as used by this queue manager.

AMQ8798 (Tandem)

Queue files moved to *<insert_3>*.

Severity

0 : Information

Explanation

The MQSeries almqfls utility has successfully moved the specified queue files to volume *<insert_3>*.

Response

None.

AMQ8801 (Tandem)

EC Boss *<insert_3>* for Queue Manager *<insert_4>* is initializing.

Severity

30 : Severe error

Explanation

The EC Boss for Queue Manager *<insert_4>* is beginning the start up sequence. The process name of the EC Boss is *<insert_3>*.

AMQ8802 (Tandem)

EC Boss *<insert_3>* for Queue Manager *<insert_4>* initialization complete.

Severity

30 : Severe error

Explanation

The EC Boss for Queue Manager *<insert_4>* has completed process start up actions. The process name of the EC Boss is *<insert_3>*.

AMQ8803 (Tandem)

EC Boss *<insert_3>* for Queue Manager *<insert_4>* controlled shutdown initiated.

Severity

30 : Severe error

Explanation

The EC Boss for Queue Manager *<insert_4>* has entered the controlled shutdown state. The Queue Manager will not accept new work, and once operations in progress have completed, connections will be terminated. When there are no more connections, the Queue Manager will end.

AMQ8804 (Tandem)

EC Boss *<insert_3>* for Queue Manager *<insert_4>* quiesce shutdown initiated.

Severity

30 : Severe error

Explanation

The EC Boss for Queue Manager *<insert_4>* has entered the quiesce shutdown state. The Queue Manager will not accept new work, but will allow existing connections to complete before ending.

AMQ8805 (Tandem)

EC Boss *<insert_3>* for Queue Manager *<insert_4>* immediate shutdown initiated.

Severity

30 : Severe error

Explanation

The EC Boss for Queue Manager *<insert_4>* has entered the immediate shutdown state. Any current connections are terminated and the Queue Manager will end immediately.

AMQ8806 (Tandem)

EC / EC Boss <insert_3> for Queue Manager <insert_4> cannot access file <insert_5>

Severity

40 : Stop Error

Explanation

An EC, or the EC Boss (process name <insert_3>) for Queue Manager <insert_4> has not been able to access the file named <insert_5>. This file is critical to the operation of the Queue Manager, and the Queue Manager will not start properly until the problem is corrected.

Response

End the Queue Manager and check the existence or file attributes of the file named <insert_5>. Verify that the file exists, and has the appropriate file security and type attributes, correct the problem and restart the Queue Manager.

AMQ8807 (Tandem)

EC / EC Boss <insert_3> for Queue Manager <insert_4> obtained file error <insert_1> on file <insert_5>

Severity

40 : Stop Error

Explanation

An EC, or the EC Boss (process name <insert_3>) for Queue Manager <insert_4> obtained Tandem file error <insert_1> while attempting an IO operation to file <insert_5>. The successful completion of the IO operation may be critical to the correct operation of the Queue Manager, and the Queue Manager may not operate properly until the problem is corrected.

Response

End the Queue Manager and check the file attributes of the file named <insert_5>. Verify that the file has the appropriate file security and type attributes, correct the problem and restart the Queue Manager.

AMQ8808 (Tandem)

Incorrect Queue Manager name <insert_4> supplied to process <insert_4>

Severity

40 : Stop Error

Explanation

A Queue Manager process (process name <insert_3>) was supplied with an invalid or non-existent Queue Manager name, <insert_4>. The initialization of the process failed as a result.

Response

End the Queue Manager and check the queue manager name that is being used in the configuration databases. After correcting the problem, restart the Queue Manager.

AMQ8809 (Tandem)

Queue Manager <insert_4> started.

Severity

30 : Severe error

Explanation

The EC Boss has reported that the Queue Manager named <insert_4> has entered the "started" state.

AMQ8810 (Tandem)

EC number <insert_1>, process name <insert_3>, for Queue Manager <insert_4> is initializing.

Severity

30 : Severe error

Explanation

An EC in the Queue Manager named <insert_4> has started and is performing process initialization.

AMQ8811 (Tandem)

EC number <insert_1>, process name <insert_3>, for Queue Manager <insert_4> has completed initialization.

Severity

30 : Severe error

Explanation

An EC in the Queue Manager named *<insert_4>* has completed process initialization.

AMQ8812 (Tandem)

EC number *<insert_1>*, process name *<insert_3>*, for Queue Manager *<insert_4>* has started controlled shutdown.

Severity

30 : Severe error

Explanation

An EC in the Queue Manager named *<insert_4>* has reported that a controlled shutdown has started. The EC will wait for all currently running agents to end before performing the final shutdown actions.

AMQ8813 (Tandem)

EC number *<insert_1>*, process name *<insert_3>*, for Queue Manager *<insert_4>* has started quiesce shutdown.

Severity

30 : Severe error

Explanation

An EC in the Queue Manager named *<insert_4>* has reported that a quiesce shutdown has started. The EC will wait for all currently running agents to end before performing the final shutdown actions.

AMQ8814 (Tandem)

EC number *<insert_1>*, process name *<insert_3>*, for Queue Manager *<insert_4>* has started immediate shutdown.

Severity

30 : Severe error

Explanation

An EC in the Queue Manager named *<insert_4>* has reported that an immediate shutdown has started. The EC will terminate immediately, without waiting for currently running agents to end.

AMQ8815 (Tandem)

EC number *<insert_1>*, process name *<insert_3>*, for Queue Manager *<insert_4>* has shutdown.

Severity

30 : Severe error

Explanation

An EC in the Queue Manager named *<insert_4>* has reported that it has completed shutdown actions. When all ECs in the Queue Manager have completed shutdown actions, the Queue Manager will end.

AMQ8816 (Tandem)

Queue Manager *<insert_4>* has started, though only *<insert_1>* of *<insert_2>* ECs have registered.

Severity

30 : Severe error

Explanation

The Queue Manager named *<insert_4>* has entered the started state, and will now accept connections. However, only *<insert_1>* of the expected *<insert_2>* ECs have registered with the EC Boss. The Queue Manager's load balancing and overall performance will be adversely affected, however it will still be able to service connections.

Response

Examine the logs to determine the cause of the failure to start the missing ECs. End the Queue Manager, and rectify the problem if possible. Restart the Queue Manager and ensure that the Queue Manager starts correctly.

AMQ8817 (Tandem)

Process *<insert_3>* in Queue Manager *<insert_4>* cannot process a request due to a resource problem.

Severity

40 : Stop Error

Explanation

The process named *<insert_3>* has failed to process a request from another process due to a failure to allocate a resource, such as memory, or disk space. Depending upon the criticality of the resource itself, this may cause further errors, or the failure of certain Queue Manager components.

Response

Examine the logs to determine the cause of the failure. If there are resource problems that can be corrected, correct them and attempt the operation again.

AMQ8818 (Tandem)

EC Boss in Queue Manager *<insert_4>* rejected a registration from process *<insert_3>*.

Severity

40 : Stop Error

Explanation

The process named *<insert_3>* attempted to register with the EC Boss. The EC Boss detected a problem with the registration information and rejected the attempt.

Response

Examine the logs to determine further information about the problem. Determine the identity of the process, and verify that the process is an EC. If the process is not an EC, or cannot be identified, then a security threat may be present.

AMQ8819 (Tandem)

EC number *<insert_1>* registered with the EC Boss in Queue Manager *<insert_4>*.

Severity

40 : Stop Error

Explanation

EC number *<insert_1>* has registered with the EC Boss. When all the expected ECs in a Queue Manager have registered, the Queue Manager enters the started state.

AMQ8820 (Tandem)

An unknown message received by process *<insert_3>* in Queue Manager *<insert_4>* from process *<insert_5>* has been rejected.

Severity

40 : Stop Error

Explanation

The process *<insert_3>* has received and rejected a message that is either not of the correct format, or from an unknown source.

Response

Examine the log to see if further information is available. Try to identify the process to ensure that a security threat is not present.

AMQ8821 (Tandem)

The EC Boss in Queue Manager *<insert_4>* detected the failure of EC number *<insert_1>*.

Severity

40 : Stop Error

Explanation

The EC Boss has detected that EC number *<insert_1>* has terminated unexpectedly. If the maximum number of restarts performed on this EC has not already been exceeded, PATHWAY will attempt to restart the EC.

Response

Examine the log to see if further information is available.

AMQ8822

Invalid response, please re-enter (y or n):

Severity

0 : Information

Response

None.

AMQ8823 (Tandem)

Process *<insert_3>* in Queue Manager *<insert_4>* received and rejected a message from an unknown source, *<insert_5>*.

Severity

40 : Stop Error

Explanation

A process in Queue Manager *<insert_4>* received a message from a source that is not authorized or not registered to communicate with the Queue Manager. The process is identified by *<insert_5>*. The process that received the message is identified by *<insert_3>*.

Response

Examine the log to see if further information is available on the identity of the source of the message. Try to determine the identity of the sender and verify that no security threat is present.

AMQ8824 (Tandem)

The EC Boss in Queue Manager *<insert_4>* detected an inconsistency in the context data for agent process *<insert_3>*.

Severity

40 : Stop Error

Explanation

The EC Boss found that the information it had previously held about the agent *<insert_3>* is not consistent with new information.

Response

Examine the log to see if further information is available relating to process *<insert_3>*.

AMQ8825 (Tandem)

EC number *<insert_1>* in Queue Manager *<insert_4>* detected the failure of the EC Boss.

Severity

40 : Stop Error

Explanation

An EC detected that the EC Boss for the Queue Manager has failed. If the maximum number of restarts for the EC Boss has not been exceeded, PATHWAY will attempt to restart the EC Boss.

Response

Examine the log to see if further information is available relating to the failure of the EC Boss. If the problem persists, end the Queue Manager, correct the problem and restart. If the problem cannot be identified as a configuration problem, use the standard facilities supplied with your system to record the problem identifier, and to save the generated output files. Use either the [WebSphere MQ Support site](http://www.ibm.com/software/support/isa/), or the IBM support assistant at <http://www.ibm.com/software/support/isa/>, to see whether a solution is already available. If you are unable to find a match, contact your IBM support center. Do not discard these files until the problem has been resolved.

AMQ8826 (Tandem)

EC number *<insert_1>* in Queue Manager *<insert_4>* detected the failure of an *<insert_5>* agent servicing *<insert_3>*.

Severity

40 : Stop Error

Explanation

An EC detected that an *<insert_5>* agent process for *<insert_3>* has failed. If the maximum number of restarts of agent processes has not already been exceeded, the EC will attempt to restart the agent process when it is required.

Response

Examine the log to see if further information is available relating to the failure of the agent process. If the problem persists, end the Queue Manager, correct the problem and restart. If the problem cannot be identified as a configuration problem, use the standard facilities supplied with your system to record the problem identifier, and to save the generated output files. Use either the [WebSphere MQ Support site](http://www.ibm.com/software/support/isa/), or the IBM support assistant at <http://www.ibm.com/software/support/isa/>, to see whether a solution is already available. If you are unable to find a match, contact your IBM support center. Do not discard these files until the problem has been resolved.

AMQ8827 (Tandem)

EC number <insert_1> in Queue Manager <insert_4> failed to communicate with the EC Boss.

Severity

40 : Stop Error

Explanation

An EC attempted to communicate with the EC Boss, but the attempt failed. The failure to communicate is interpreted by the EC as EC Boss failure.

Response

Examine the log to see if further information is available relating to the failure to communicate with the EC Boss. If the problem persists, end the Queue Manager, correct the problem and restart. If the problem cannot be identified as a configuration problem, use the standard facilities supplied with your system to record the problem identifier, and to save the generated output files. Use either the [WebSphere MQ Support site](#), or the IBM support assistant at <http://www.ibm.com/software/support/isa/>, to see whether a solution is already available. If you are unable to find a match, contact your IBM support center. Do not discard these files until the problem has been resolved.

AMQ8828 (Tandem)

EC number <insert_1> in Queue Manager <insert_4> failed to communicate with <insert_5> agent process <insert_3>.

Severity

40 : Stop Error

Explanation

An EC attempted to communicate with an agent process, but the attempt failed. The failure to communicate is interpreted by the EC as agent failure. Depending upon various factors, the EC may attempt to restart the agent.

Response

Examine the log to see if further information is available relating to the failure to communicate with the agent. If the problem persists, end the Queue Manager, correct the problem and restart. If the problem cannot be identified as a configuration problem, use the standard facilities supplied with your system to record the problem identifier, and to save the generated output files. Use either the [WebSphere MQ Support site](#), or the IBM support assistant at <http://www.ibm.com/software/support/isa/>, to see whether a solution is already available. If you are unable to find a match, contact your IBM support center. Do not discard these files until the problem has been resolved.

AMQ8829 (Tandem)

EC number <insert_1> in Queue Manager <insert_4> failed to start an <insert_5> agent.

Severity

40 : Stop Error

Explanation

An EC attempted to create an agent process, but the attempt failed. If the maximum number of agent restarts has not already been exceeded, the EC will attempt to restart the agent process.

Response

Examine the log to see if further information is available relating to the failure to start the agent. If the problem persists, end the Queue Manager, correct the problem and restart. If the problem cannot be identified as a configuration problem, use the standard facilities supplied with your system to record the problem identifier, and to save the generated output files. Use either the [WebSphere MQ Support site](#), or the IBM support assistant at <http://www.ibm.com/software/support/isa/>, to see whether a solution is already available. If you are unable to find a match, contact your IBM support center. Do not discard these files until the problem has been resolved.

AMQ8830 (Tandem)

EC number <insert_1> in Queue Manager <insert_4> failed to service a Stop Channel request for channel <insert_5>.

Severity

40 : Stop Error

Explanation

An EC attempted to process a Stop Channel request, but the attempt failed. The failure will be relayed back to the original requestor via the EC Boss.

Response

Examine the log to see if further information is available relating to the failure to service the Stop Channel request. The originator of the Stop Channel request will be informed of the failure, together with the reason for the failure.

AMQ8831 (Tandem)

EC number <insert_1> in Queue Manager <insert_4> failed to service an agent "done" request from agent process <insert_3>.

Severity

40 : Stop Error

Explanation

An EC attempted to process an agent "done" request, but the attempt failed. An agent "done" request indicates that agent process <insert_3> has completed ▶its◀ work and is asking the EC whether to terminate, or to go idle. For some reason, the EC failed to process the request. The EC will terminate the agent process.

Response

Examine the log to see if further information is available relating to the failure to service the agent "done" request.

AMQ8832 (Tandem)

EC number <insert_1> in Queue Manager <insert_4> created an idle <insert_5> agent process <insert_3>.

Severity

30 : Severe error

Explanation

An EC successfully created an idle agent.

AMQ8833 (Tandem)

EC number <insert_1> in Queue Manager <insert_4> failed to activate <insert_5> agent process <insert_3>.

Severity

40 : Stop Error

Explanation

An EC failed to activate an idle agent in order to service a connection, or start channel request. The request could not be satisfied by the EC. The EC returns a failure completion and reason code to the originator of the request.

Response

Examine the log to see if further information is available relating to the failure to activate the agent.

AMQ8834 (Tandem)

EC number <insert_1> in Queue Manager <insert_4> failed to deactivate <insert_5> agent process <insert_3>.

Severity

40 : Stop Error

Explanation

An EC failed to deactivate an active agent after the agent indicated that it had completed processing a connection or channel.

Response

Examine the log to see if further information is available relating to the failure to ▶deactivate◀ the agent.

AMQ8835 (Tandem)

EC number <insert_1> in Queue Manager <insert_4> destroyed idle <insert_5> agent process <insert_3>.

Severity

30 : Severe error

Explanation

An EC successfully destroyed an idle agent process. The EC normally performs this operation as a result of managing the pool of idle agents. Agents that have been used more than a certain (configurable) number of times are destroyed and a fresh agent created in their place.

AMQ8836 (Tandem)

EC number <insert_1> in Queue Manager <insert_4> failed to destroy an idle <insert_5> agent process <insert_3>.

Severity

40 : Stop Error

Explanation

An EC failed to destroy an idle agent process. The EC normally performs this operation as a result of managing the pool of idle agents. Agents that have been used more than a certain (configurable) number of times are destroyed and a fresh agent created in their place.

Response

Examine the log to see if further information is available relating to the failure to destroy the agent.

AMQ8837 (Tandem)

EC number <insert_1> in Queue Manager <insert_4> failed to create an idle <insert_5> agent.

Severity

40 : Stop Error

Explanation

An EC failed to create an idle <insert_5> agent process. The EC normally performs this operation as a result of managing the pool of idle agents. Agents that have been used more than a certain (configurable) number of times are destroyed and a fresh agent created in their place.

Response

Examine the log to see if further information is available relating to the failure to create the agent.

AMQ8838 (Tandem)

EC number <insert_1> in Queue Manager <insert_4> initiated creation of an idle <insert_5> agent.

Severity

30 : Severe error

Explanation

An EC successfully initiated the creation of an idle <insert_5> agent process. The EC normally performs this operation as a result of managing the pool of idle agents. Agents that have been used more than a certain (configurable) number of times are destroyed and a fresh agent created in their place.

AMQ8839 (Tandem)

EC number <insert_1> in Queue Manager <insert_4> failed to complete a <insert_3> request for channel <insert_5>.

Severity

40 : Stop Error

Explanation

An EC failed to complete the processing of a <insert_3> request. The originator of the request is passed the completion status and reason code.

Response

Examine the log to see if further information is available relating to the failure to complete the processing of the request.

AMQ8840 (Tandem)

EC number <insert_1> in Queue Manager <insert_4> failed to complete an agent status request for agent process <insert_3>.

Severity

40 : Stop Error

Explanation

An EC failed to complete the processing of an agent status request. The EC Boss or EC has detected an inconsistency in context information about the agent.

Response

Examine the log to see if further information is available relating to the failure to complete the processing of the request.

AMQ8841 (Tandem)

EC process <insert_3> in Queue Manager <insert_4> is waiting for the EC Boss to initialize.

Severity

30 : Severe error

Explanation

An EC is waiting for the EC Boss to initialize and create its entry in the RUNTIME file for the Queue Manager.

AMQ8842 (Tandem)

Error attempting to create queue manager.

Severity

40 : Stop Error

Explanation

MQ verification request, omvStartChildProcess, failed.

Response

None.

AMQ8843 (Tandem)

Queue manager, *<insert_3>*, created successfully

Severity

0 : Information

Response

None.

AMQ8844 (Tandem)

Queue manager, *<insert_3>*, already created

Severity

0 : Information

Response

None.

AMQ8845 (Tandem)

An MQSeries NonStop Server has restarted its backup process

Severity

40 : Stop Error

Explanation

The MQSeries NonStop Server process *<insert_3>* detected the failure of its backup process and has restarted a new backup in CPU *<insert_1>*.

Response

Use the standard operating system facilities to diagnose the cause of the backup NonStop Server failure and attempt to correct it. MQSeries will continue without interruption.

AMQ8846 (Tandem)

MQSeries NonStop Server takeover initiated

Severity

40 : Stop Error

Explanation

The MQSeries NonStop Server backup process *<insert_3>* detected the failure of its primary process and is in the process of taking over and starting a new backup. The new NonStop Server primary process is now running in CPU *<insert_1>*.

Response

Use the standard operating system facilities to diagnose the cause of the primary NonStop Server failure and attempt to correct it. MQSeries will continue without interruption.

AMQ8847 (Tandem)

The EC Boss in Queue Manager *<insert_4>* failed to find an EC to service a request.

Severity

40 : Stop Error

Explanation

The EC Boss failed to find an active EC to service a request that was made, either by an application (in order to start a connection), or by an administration command (for example, to start or stop a channel). It is possible that all ECs in the Queue Manager have failed repeatedly, exceeding the maximum number of restarts allowed by PATHWAY.

Response

Examine the log to see if further information is available on the state of the Queue Manager. The Queue Manager will need to be ended and restarted.

AMQ8850 (Tandem)

Warning: MQSeries Licence Exception Detected MQSeries has detected that this environment exceeds the authorized licence registration. Please review your licence registration by running the installation program INSTMQM with the -l option and if necessary, obtain the required extra use-authorization from your program provider to avoid being in breach of your MQSeries licence agreement.

Severity

0 : Information

Explanation

None.

Response

None.

AMQ8851 (Tandem)

MQSeries CleanRDF utility has detected an error

Severity

40 : Stop Error

Explanation

CleanRDF (queue manager <insert_5>) encountered a(n) <insert_4> error on the rdfpurge file <insert_3>. The file system returned error code <insert_1>.

Response

Use the standard operating system facilities to verify the state of this file and reinvoke the utility if the error is deemed transient.

AMQ8852 (Tandem)

MQSeries CleanRDF utility has detected an error

Severity

40 : Stop Error

Explanation

CleanRDF (queue manager <insert_5>) has detected that the backup system <insert_4> is inaccessible. The file system returned error code <insert_1>.

Response

Contact your systems administrator and reinvoke the utility if the error is deemed transient.

AMQ8853 (Tandem)

MQSeries CleanRDF utility has detected an error

Severity

40 : Stop Error

Explanation

CleanRDF (queue manager <insert_5>) has encountered a TM/MP <insert_4> error. The system returned error code <insert_1>.

Response

Contact your systems administrator and reinvoke the utility if the error is deemed transient.

AMQ8854 (Tandem)

MQSeries CleanRDF utility has detected an error

Severity

40 : Stop Error

Explanation

CleanRDF (queue manager <insert_5>) encountered a(n) <insert_4> error on file <insert_3>. The system returned error code <insert_1>.

Response

Ensure that a file with this name exists on the same volume and subvolume (i.e. create if necessary - format is irrelevant) on both the primary system and backup systems before reinvoking the utility.

AMQ8855 (Tandem)

MQSeries CleanRDF utility has detected an error

Severity

40 : Stop Error

Explanation

CleanRDF (queue manager <insert_5>) encountered a(n) <insert_4> error for the FUP process <insert_3>. The system returned error code <insert_1>.

Response

Use the standard operating system facilities to verify the MQRDFFUPPROGRAMME and MQRDFFUPPROCESSNAME environment parameters. Reinvoke the utility if the error is deemed transient.

AMQ8856 (Tandem)

MQSeries CleanRDF utility has detected an error

Severity

40 : Stop Error

Explanation

CleanRDF (queue manager <insert_5>) encountered an error when attempting to duplicate file <insert_3> to backup system <insert_4>. The system returned error code <insert_1>.

Response

Use the standard operating system facilities to verify the state of this file on both primary and backup systems. Reinvoke the utility if the error is deemed transient.

AMQ8857 (Tandem)

MQSeries CleanRDF utility STATISTICS Message

Severity

40 : Stop Error

Explanation

CleanRDF of queue manager <insert_5> has completed operation. <insert_1> files were Deleted. <insert_2> files were Skipped. <insert_3> static files were duplicated to backup system <insert_4>.

AMQ8874 (Tandem)

Placeholder for new message

Severity

40 : Stop Error

Explanation

This is a placeholder for a new message

AMQ8875 (Tandem)

Placeholder for new message

Severity

40 : Stop Error

Explanation

This is a placeholder for a new message

AMQ8876 (Tandem)

Placeholder for new message

Severity

40 : Stop Error

Explanation

This is a placeholder for a new message

AMQ8901 (Tandem)

A Status Server has started

Severity

0 : Information

Explanation

A Status Server in CPU <insert_1> has started. The process is named <insert_3>.

Response

None.

AMQ8902 (Tandem)

A Status Server has ended normally.

Severity

0 : Information

Explanation

A Status Server in CPU <insert_1> has ended normally. The process was named <insert_3>.

Response

None.

AMQ8903 (Tandem)

A Status Server has ended with errors.

Severity

0 : Information

Explanation

A Status Server in CPU <insert_1> has ended with errors. The process was named <insert_3>. The error return code reported by the Status Server is <insert_2>. The Status Server should be restarted automatically by the Queue Manager.

Response

Verify that the Status Server has restarted correctly. Examine the Queue Manager FD subvolume for FFST files that may have been generated by the Status Server. Use the process name to locate the relevant FFSTs. Attempt to reconstruct the chain of events or symptoms that lead to the failure and save any generated output files and use either the [WebSphere MQ Support site](http://www.ibm.com/software/support/isa/), or the IBM support assistant at <http://www.ibm.com/software/support/isa/>, to see whether a solution is already available. If you are unable to find a match, contact your IBM support center.

AMQ8904 (Tandem)

A Status Server has detected a CPU failure.

Severity

0 : Information

Explanation

The Status Server process <insert_3> has detected that CPU <insert_1> failed. If there were components of the Status Manager that were running in this CPU, they will now no longer be available, and application connections and channels may be dropped. The Status Manager should continue to be available to new connections and channels. Any Status Server and Queue Server processes that were running in that CPU will be replaced in other available CPUs.

Response

None normally necessary. Applications could experience the reason code MQRC_CONNECTION_BROKEN (2009) from MQI operations in progress that used agent processes running in the failed CPUs, but they should be able to immediately re-connect successfully.

AMQ8905 (Tandem)

A Status Server completed takeover processing.

Severity

0 : Information

Explanation

The Status Server process *<insert_3>* has completed processing that was associated with a prior takeover from a failed primary Status Server process, or the failure of the CPU that it was running in. Normal processing resumes after this point, and the Status Server is again in a state where it is resilient to any single point of failure.

Response

None normally necessary. This message is logged to provide positive confirmation that the takeover is complete.

AMQ8906 (Tandem)

More Channel Status' hardened than Max allowed.

Severity

0 : Information

Explanation

There were more Channel Status' hardened to the STABLE than the MAXACTIVECHANNELS in the QMINI File.

Response

None.

AMQ8919

There are no matching WebSphere MQ queue manager names.

Severity

30 : Severe error

AMQ8934 (i5/OS)

Message :

Severity

10 : Warning

AMQ8935 (i5/OS)

Cause :

Severity

10 : Warning

AMQ8936 (i5/OS)

Recovery :

Severity

10 : Warning

AMQ8937 (i5/OS)

Technical Description :

Severity

10 : Warning

AMQ8A01 (i5/OS)

Create Message Queue Manager

AMQ8A02 (i5/OS)

Delete Message Queue Manager

AMQ8A04 (i5/OS)

Work with MQ Messages

AMQ8A05 (i5/OS)

Change Message Queue Manager

AMQ8A06 (i5/OS)

Display Message Queue Manager

AMQ8A07 (i5/OS)

End Message Queue Manager

AMQ8A08 (i5/OS)

Start Message Queue Manager

AMQ8A09 (i5/OS)

Change MQ Queue

AMQ8A0A (i5/OS)

Clear MQ Queue

AMQ8A0B (i5/OS)

Copy MQ Queue

AMQ8A0C (i5/OS)

Create MQ Queue

AMQ8A0D (i5/OS)

Delete MQ Queue

AMQ8A0E (i5/OS)

Display MQ Queue

AMQ8A0F (i5/OS)

Work with MQ Queues

AMQ8A10 (i5/OS)

Change MQ Process

AMQ8A11 (i5/OS)

Copy MQ Process

AMQ8A12 (i5/OS)

Create MQ Process

AMQ8A13 (i5/OS)

Delete MQ Process

AMQ8A14 (i5/OS)

Display MQ Process

AMQ8A15 (i5/OS)

Work with MQ Processes

AMQ8A16 (i5/OS)

Start MQ Command Server

AMQ8A17 (i5/OS)

End MQ Command Server

AMQ8A18 (i5/OS)

Display MQ Command Server

AMQ8A19 (i5/OS)

Set MQ

AMQ8A20 (i5/OS)

Quiesce Message Queue Managers

AMQ8A21 (i5/OS)

Quiesce Retry Delay

AMQ8A23 (i5/OS)

Work with Queue Status

AMQ8A30 (i5/OS)

Create MQ Channel

AMQ8A31 (i5/OS)

Display MQ Channel

AMQ8A32 (i5/OS)

Start MQ Listener

AMQ8A33 (i5/OS)

Ping MQ Channel

AMQ8A34 (i5/OS)

Delete MQ Channel

AMQ8A36 (i5/OS)

Work with MQ Channels

AMQ8A37 (i5/OS)

Change MQ Channel

AMQ8A38 (i5/OS)

Copy MQ Channel

AMQ8A39 (i5/OS)

Reset MQ Channel

AMQ8A40 (i5/OS)

End MQ Channel

AMQ8A41 (i5/OS)

Start MQ Channel

AMQ8A42 (i5/OS)

Start MQ Channel Initiator

AMQ8A43 (i5/OS)

Grant MQ Object Authority

AMQ8A44 (i5/OS)

Revoke MQ Object Authority

AMQ8A45 (i5/OS)

Display MQ Object Authority

AMQ8A46 (i5/OS)

Display MQ Object Names

AMQ8A47 (i5/OS)

Refresh WebSphere MQ Authority

AMQ8A48 (i5/OS)

Work with MQ Authority

AMQ8A49 (i5/OS)

Start MQ Service

AMQ8A50 (i5/OS)

End MQ Service

AMQ8A51 (i5/OS)

Connect MQ

AMQ8A52 (i5/OS)

Disconnect MQ

AMQ8A53 (i5/OS)

Work with MQ Authority Data

AMQ8A54 (i5/OS)

Resolve MQ Channel

AMQ8A55 (i5/OS)

Work with MQ Channel Status

AMQ8A56 (i5/OS)

SSL Client Authentication

AMQ8A57 (i5/OS)

SSL CipherSpec

AMQ8A58 (i5/OS)

SSL Peer name

AMQ8A59 (i5/OS)

Local communication address

AMQ8A5A (i5/OS)

Batch Heartbeat Interval

AMQ8A5B (i5/OS)

Remove Queues

AMQ8A5C (i5/OS)

Refresh Repository

AMQ8A5D (i5/OS)

IP Address

AMQ8A60 (i5/OS)

Cluster Name

AMQ8A61 (i5/OS)

Cluster Name List

AMQ8A62 (i5/OS)

Mode Name

AMQ8A63 (i5/OS)

Password

AMQ8A64 (i5/OS)

Transaction Program Name

AMQ8A65 (i5/OS)

User Profile

AMQ8A66 (i5/OS)

Network Connection Priority

AMQ8A67 (i5/OS)

Batch Interval

AMQ8A68 (i5/OS)

Batch Interval

AMQ8A69 (i5/OS)

Cluster Workload Exit Data

AMQ8A6A (i5/OS)

Cluster Workload Exit

AMQ8A6B (i5/OS)

Repository Cluster

AMQ8A6C (i5/OS)

Repository Cluster Namelist

AMQ8A6D (i5/OS)

Cluster Workload Exit Data Length

AMQ8A6E (i5/OS)

Maximum Message Length

AMQ8A6F (i5/OS)

Default Queue Manager

AMQ8A70 (i5/OS)

Default Binding

AMQ8A71 (i5/OS)

Channel Table

AMQ8A72 (i5/OS)

Change MQ Namelist

AMQ8A73 (i5/OS)

List of Names

AMQ8A74 (i5/OS)

Namelist

AMQ8A75 (i5/OS)

Create MQ Namelist

AMQ8A76 (i5/OS)

Recreate MQ Object

AMQ8A77 (i5/OS)

Record MQ Object Image

AMQ8A78 (i5/OS)

Start WebSphere MQ Commands

AMQ8A7A (i5/OS)

Copy MQ Namelist

AMQ8A7B (i5/OS)

From Namelist

AMQ8A7C (i5/OS)

To Namelist

AMQ8A7D (i5/OS)

Delete MQ Namelist

AMQ8A7E (i5/OS)

Display MQ Namelist

AMQ8A7F (i5/OS)

Work with MQ Namelist

AMQ8A80 (i5/OS)

Group Profile

AMQ8A81 (i5/OS)

User Profile

AMQ8A82 (i5/OS)

Service Component

AMQ8A83 (i5/OS)

Work with MQ Queue Manager

AMQ8A84 (i5/OS)

Work with MQ Clusters

AMQ8A85 (i5/OS)

Start MQ Trigger Monitor

AMQ8A86 (i5/OS)

End MQ Listeners

AMQ8A87 (i5/OS)

Work with MQ Transactions

AMQ8A88 (i5/OS)

Resolve MQ Transaction

AMQ8A89 (i5/OS)

Work with MQ Cluster Queues

AMQ8A8A (i5/OS)

Display Journal Receiver Data

AMQ8A8B (i5/OS)

Start MQ Pub/Sub Broker

AMQ8A8C (i5/OS)

End MQ Pub/Sub Broker

AMQ8A8D (i5/OS)

Display MQ Pub/Sub Broker

AMQ8A8E (i5/OS)

Clear MQ Pub/Sub Broker

AMQ8A8F (i5/OS)

Delete MQ Pub/Sub Broker

AMQ8B01 (i5/OS)

Message Queue Manager name

AMQ8B02 (i5/OS)

Text 'description'

AMQ8B03 (i5/OS)

Trigger interval

AMQ8B04 (i5/OS)

Undelivered message queue

AMQ8B05 (i5/OS)

Default transmission queue

AMQ8B06 (i5/OS)

Maximum handle limit

AMQ8B07 (i5/OS)

Maximum uncommitted messages

AMQ8B08 (i5/OS)

Queue name

AMQ8B09 (i5/OS)

Output

AMQ8B0A (i5/OS)

Library

AMQ8B0B (i5/OS)

File to receive output

AMQ8B0C (i5/OS)

OPTION(*MVS) not valid without specifying a value for WAIT.

Severity

40 : Stop Error

Explanation

The OPTION(*MVS) parameter may not be specified without specifying a value for the WAIT parameter.

Response

Remove the OPTION(*MVS) parameter from the command or, specify a value for the WAIT parameter. Then try the command again.

AMQ8B0D (i5/OS)

Member to receive output

AMQ8B0E (i5/OS)

Replace or add records

AMQ8B0F (i5/OS)

Option

AMQ8B10 (i5/OS)

Mode

AMQ8B11 (i5/OS)

Put enabled

AMQ8B12 (i5/OS)

Default message priority

AMQ8B13 (i5/OS)

Default message persistence

AMQ8B14 (i5/OS)

Process name

AMQ8B15 (i5/OS)

Triggering enabled

AMQ8B16 (i5/OS)

Get enabled

AMQ8B17 (i5/OS)

Sharing enabled

AMQ8B18 (i5/OS)

Default share option

AMQ8B19 (i5/OS)

Message delivery sequence

AMQ8B1A (i5/OS)

Harden backout count

AMQ8B1B (i5/OS)

Trigger type

AMQ8B1C (i5/OS)

Trigger depth

AMQ8B1D (i5/OS)

Trigger message priority

AMQ8B1E (i5/OS)

Trigger data

AMQ8B1F (i5/OS)

Retention interval

AMQ8B20 (i5/OS)

Maximum queue depth

AMQ8B21 (i5/OS)

Maximum message length

AMQ8B22 (i5/OS)

Backout threshold

AMQ8B23 (i5/OS)

Backout requeue name

AMQ8B24 (i5/OS)

Initiation queue

AMQ8B25 (i5/OS)

Usage

AMQ8B26 (i5/OS)

Definition type

AMQ8B27 (i5/OS)

Target object

AMQ8B28 (i5/OS)

Remote queue

AMQ8B29 (i5/OS)

Remote Message Queue Manager

AMQ8B2A (i5/OS)

Transmission queue

AMQ8B2B (i5/OS)

From queue name

AMQ8B2C (i5/OS)

To queue name

AMQ8B2D (i5/OS)

Replace

AMQ8B2E (i5/OS)

Queue type

AMQ8B2F (i5/OS)

Application type

AMQ8B30 (i5/OS)

Application identifier

AMQ8B31 (i5/OS)

User data

AMQ8B32 (i5/OS)

Environment data

AMQ8B33 (i5/OS)

From process

AMQ8B34 (i5/OS)

To process

AMQ8B36 (i5/OS)

Job name

AMQ8B37 (i5/OS)

Number

AMQ8B3A (i5/OS)

Convert message

AMQ8B3B (i5/OS)

Replace to member

AMQ8B3C (i5/OS)

Heartbeat interval

AMQ8B3D (i5/OS)

Non Persistent Message Speed

AMQ8B3E (i5/OS)

Force

AMQ8B3F (i5/OS)

No Jobs to display

AMQ8B41 (i5/OS)

Queue definition scope

AMQ8B42 (i5/OS)

Queue depth high threshold

AMQ8B43 (i5/OS)

Queue depth low threshold

AMQ8B44 (i5/OS)

Queue full events enabled

AMQ8B45 (i5/OS)

Queue high events enabled

AMQ8B46 (i5/OS)

Queue low events enabled

AMQ8B47 (i5/OS)

Service interval

AMQ8B48 (i5/OS)

Service interval events

AMQ8B49 (i5/OS)

Distribution list support

AMQ8B4A (i5/OS)

Parent Message Queue Manager

AMQ8B4B (i5/OS)

Break Parent link

AMQ8B4C (i5/OS)

Child Message Queue Manager

AMQ8B53 (i5/OS)

Authorization events enabled

AMQ8B54 (i5/OS)

Inhibit events enabled

AMQ8B55 (i5/OS)

Local error events enabled

AMQ8B56 (i5/OS)

Remote error events enabled

AMQ8B57 (i5/OS)

Performance events enabled

AMQ8B58 (i5/OS)

Start and stop events enabled

AMQ8B59 (i5/OS)

Automatic Channel Definition

AMQ8B5A (i5/OS)

Auto Chan. Def. events enabled

AMQ8B5B (i5/OS)

Auto Chan. Def. exit program

AMQ8B5C (i5/OS)

Redefine system objects

AMQ8B5D (i5/OS)

Wait time

AMQ8B5E (i5/OS)

Startup Status Detail

AMQ8B60 (i5/OS)

Transaction type

AMQ8B61 (i5/OS)

Log recovery events enabled

AMQ8B62 (i5/OS)

IP protocol

AMQ8B63 (i5/OS)

Configuration events enabled

AMQ8B64 (i5/OS)

Refresh Message Queue Manager

AMQ8B65 (i5/OS)

Refresh Type

AMQ8B66 (i5/OS)

Include Interval

AMQ8B67 (i5/OS)

WebSphere MQ queue manager refreshed.

AMQ8B68 (i5/OS)

Channel events enabled

AMQ8B69 (i5/OS)

SSL events enabled

AMQ8B6A (i5/OS)

Filter command

AMQ8B6B (i5/OS)

Filter keyword

AMQ8B6C (i5/OS)

Filter operator

AMQ8B6D (i5/OS)

Filter value

AMQ8B6E (i5/OS)

Filter value *<insert_3>* not valid with keyword *<insert_4>*.

Severity

30 : Severe error

Explanation

The filter value *<insert_3>* is not valid with the keyword *<insert_4>*.

Response

Specify a valid filter value for the keyword *<insert_4>*.

AMQ8B70 (i5/OS)

Change MQ AuthInfo object

AMQ8B71 (i5/OS)

Copy MQ AuthInfo object

AMQ8B72 (i5/OS)

Create MQ AuthInfo object

AMQ8B73 (i5/OS)

Delete MQ AuthInfo object

AMQ8B74 (i5/OS)

Display MQ AuthInfo object

AMQ8B75 (i5/OS)

From AuthInfo name

AMQ8B76 (i5/OS)

AuthInfo name

AMQ8B77 (i5/OS)

AuthInfo type

AMQ8B78 (i5/OS)

User name

AMQ8B79 (i5/OS)

User password

AMQ8B7A (i5/OS)

Work with AuthInfo objects

AMQ8B7B (i5/OS)

To AuthInfo name

AMQ8B80 (i5/OS)

Change MQ Processor Allowance

AMQ8B81 (i5/OS)

Display MQ Processor Allowance

AMQ8B82 (i5/OS)

Sufficient Licence Units

AMQ8C01 (i5/OS)

From channel

AMQ8C02 (i5/OS)

Channel name

AMQ8C03 (i5/OS)

Channel type

AMQ8C04 (i5/OS)

SSL key reset count

AMQ8C05 (i5/OS)

Remote queue manager

AMQ8C07 (i5/OS)

Transmission queue

AMQ8C08 (i5/OS)

Connection name

AMQ8C09 (i5/OS)

Message channel agent

AMQ8C10 (i5/OS)

Message channel agent user ID

AMQ8C12 (i5/OS)

Batch size

AMQ8C13 (i5/OS)

Disconnect interval

AMQ8C14 (i5/OS)

Short retry count

AMQ8C15 (i5/OS)

Short retry interval

AMQ8C16 (i5/OS)

Long retry count

AMQ8C17 (i5/OS)

Long retry interval

AMQ8C18 (i5/OS)

Security exit

AMQ8C19 (i5/OS)

Message exit

AMQ8C20 (i5/OS)

Send exit

AMQ8C21 (i5/OS)

Receive exit

AMQ8C22 (i5/OS)

SSL CRL Namelist

AMQ8C23 (i5/OS)

SSL Key Repository

AMQ8C24 (i5/OS)

Put authority

AMQ8C25 (i5/OS)

Sequence number wrap

AMQ8C27 (i5/OS)

Transport type

AMQ8C28 (i5/OS)

Data count

AMQ8C29 (i5/OS)

Count

AMQ8C30 (i5/OS)

To channel

AMQ8C31 (i5/OS)

Message sequence number

AMQ8C32 (i5/OS)

SSL Cryptographic Hardware

AMQ8C33 (i5/OS)

Security exit user data

AMQ8C34 (i5/OS)

Send exit user data

AMQ8C35 (i5/OS)

Receive exit user data

AMQ8C36 (i5/OS)

Message exit user data

AMQ8C37 (i5/OS)

Resolve option

AMQ8C38 (i5/OS)

Connection name

AMQ8C39 (i5/OS)

Transmission queue name

AMQ8C40 (i5/OS)

SSL Repository Password

AMQ8C41 (i5/OS)

First Message

AMQ8C42 (i5/OS)

Maximum number of messages

AMQ8C43 (i5/OS)

Maximum message size

AMQ8C44 (i5/OS)

Message retry exit

AMQ8C45 (i5/OS)

Message retry exit data

AMQ8C46 (i5/OS)

Number of message retries

AMQ8C47 (i5/OS)

Message retry interval

AMQ8C48 (i5/OS)

Coded Character Set

AMQ8C49 (i5/OS)

Max message length

AMQ8C50 (i5/OS)

Repository name

AMQ8C51 (i5/OS)

Repository name list

AMQ8C52 (i5/OS)

Cluster workload exit length

AMQ8C53 (i5/OS)

Cluster workload exit

AMQ8C54 (i5/OS)

Cluster workload exit data

AMQ8C55 (i5/OS)

Suspend Cluster Queue Manager

AMQ8C56 (i5/OS)

Reset Cluster

AMQ8C57 (i5/OS)

Refresh MQ Cluster

AMQ8C58 (i5/OS)

Resume Cluster Queue Manager

AMQ8C59 (i5/OS)

Action

AMQ8C5A (i5/OS)

Queue Manager Name for removal

AMQ8C5B (i5/OS)

Work with MQ Listeners

AMQ8C5C (i5/OS)

Queue Manager Id for removal

AMQ8C60 (i5/OS)

Display Cluster Message Queue Manager

AMQ8C61 (i5/OS)

Cluster Queue Manager name

AMQ8C62 (i5/OS)

End MQ Listeners

AMQ8C63 (i5/OS)

Port number

AMQ8C64 (i5/OS)

Message channel agent Type

AMQ8C65 (i5/OS)

Task user identifier

AMQ8D01 (i5/OS)

Trace MQ

AMQ8D02 (i5/OS)

Trace option setting

AMQ8D03 (i5/OS)

Trace level

AMQ8D04 (i5/OS)

Trace types

AMQ8D05 (i5/OS)

Maximum storage to use

AMQ8D06 (i5/OS)

Trace early

AMQ8D07 (i5/OS)

Exclude types

AMQ8D08 (i5/OS)

Trace interval

AMQ8D0A (i5/OS)

Output member options

AMQ8D10 (i5/OS)

Object name

AMQ8D11 (i5/OS)

Object type

AMQ8D12 (i5/OS)

User names

AMQ8D13 (i5/OS)

Authority

AMQ8D14 (i5/OS)

Authorization list

AMQ8D15 (i5/OS)

Reference object name

AMQ8D16 (i5/OS)

Reference object type

AMQ8D17 (i5/OS)

Object name

AMQ8D18 (i5/OS)

Process name

AMQ8D19 (i5/OS)

Queue name

AMQ8D1A (i5/OS)

Queue Manager Library

AMQ8D1B (i5/OS)

ASP Number

AMQ8D1C (i5/OS)

Journal receiver threshold

AMQ8D1D (i5/OS)

Journal buffer size

AMQ8D20 (i5/OS)

Channel name

AMQ8D22 (i5/OS)

Cluster name

AMQ8D23 (i5/OS)

Cluster namelist name

AMQ8D24 (i5/OS)

User name

AMQ8D25 (i5/OS)

Channel status

AMQ8D26 (i5/OS)

End connected jobs

AMQ8D27 (i5/OS)

Timeout interval (seconds)

AMQ8D28 (i5/OS)

Object/Profile name

AMQ8D29 (i5/OS)

Service Component name

AMQ8D2A (i5/OS)

Work with MQ Topics

AMQ8D2B (i5/OS)

Topic name

AMQ8D2C (i5/OS)

No topics to display

AMQ8D2D (i5/OS)

Delete MQ Topic


AMQ8D2E (i5/OS)

Display MQ Topic

AMQ8D30 (i5/OS)

Keep Alive Interval

Parent topic: [Diagnostic messages: AMQ4000-9999](#)

 This build: January 26, 2011 12:02:05

[Notices](#) | [Trademarks](#) | [Downloads](#) | [Library](#) | [Support](#) | [Feedback](#)

© Copyright IBM Corporation 1999, 2009. All Rights Reserved.

This topic's URL:

amq8

1.6. AMQ9000-9999: Remote

AMQ9001

Channel <insert_3> ended normally.

Severity

0 : Information

Explanation

Channel <insert_3> ended normally.

Response

None.

AMQ9002

Channel <insert_3> is starting.

Severity

0 : Information

Explanation

Channel <insert_3> is starting.

Response

None.

AMQ9003 (i5/OS)

Channel <insert_3> last message sequence number is <insert_1>.

Severity

0 : Information

Explanation

Channel <insert_3> last message sequence number is <insert_1>.

Response

None.

AMQ9004 (i5/OS)

Channel <insert_3> status information.

Severity

0 : Information

Explanation

Channel <insert_3> status information: Number of Messages in Doubt - <insert_1> In Doubt Sequence Number - <insert_2> In Doubt Logic Unit of Work ID - <insert_4>

Response

None.

AMQ9181

The response set by the exit is not valid.

Severity

30 : Severe error

Explanation

The user exit *<insert_3>* returned a response code *<insert_1>* that is not valid in the ExitResponse field of the channel exit parameters (MQCXP). Message AMQ9190 is issued giving more details, and the channel stops.

Response

Investigate why the user exit program set a response code that is not valid.

AMQ9182

The secondary response set by the exit is not valid.

Severity

30 : Severe error

Explanation

The user exit *<insert_3>* returned a secondary response code *<insert_1>* in the ExitResponse2 field of the channel exit parameters (MQCXP) that is not valid. Message AMQ9190 is issued giving more details, and the channel stops.

Response

Investigate why the user exit program set a secondary response code that is not valid.

AMQ9184

The exit buffer address set by the exit is not valid.

Severity

30 : Severe error

Explanation

The user exit *<insert_3>* returned an address *<insert_1>* for the exit buffer that is not valid, when the secondary response code in the ExitResponse2 field of the channel exit parameters (MQCXP) is set to MQXR2_USE_EXIT_BUFFER. Message AMQ9190 is issued giving more details, and the channel stops.

Response

Investigate why the user exit program set an exit buffer address that is not valid. The most likely cause is the failure to set a value, so that the value is 0.

AMQ9185

The exit space set by the exit is not valid.

Severity

30 : Severe error

Explanation

The user exit *<insert_3>* returned an exit space value *<insert_1>* that is not valid in the ExitSpace field of the channel exit parameters (MQCXP). Message AMQ9190 is issued giving more details, and the channel stops.

Response

Investigate why the user exit program set an exit space value that is not valid. Correct the error.

AMQ9186

Too much exit space reserved by send exits.

Severity

30 : Severe error

Explanation

At exit initialization the send exits in the send exit chain for channel *<insert_3>* returned values in the ExitSpace field of the channel exit parameters (MQCXP). The total of these ExitSpace values is *<insert_1>*. The maximum number of bytes that can be sent in a single transmission is *<insert_2>*. Room must be left for at least 1024 bytes of message data in each transmission. So too much exit space has been reserved by the send exits. The channel stops.

Response

Investigate why the send exit programs set exit space values that are too large. Correct the error.

AMQ9187

The header compression value set by the exit is not valid.

Severity

30 : Severe error

Explanation

The user exit *<insert_3>* returned a header compression value *<insert_1>* in the CurHdrCompression field of the channel exit parameters (MQCXP) that was not one of the negotiated supported values specified in the HdrCompList field of the channel description (MQCD). Message AMQ9190 is issued giving more details, and the channel stops.

Response

Investigate why the user exit program specified a header compression value that was not one of the negotiated supported values.

AMQ9188

The message compression value set by the exit is not valid.

Severity

30 : Severe error

Explanation

The user exit *<insert_3>* returned a message compression value *<insert_1>* in the CurMsgCompression field of the channel exit parameters (MQCXP) that was not one of the negotiated supported values specified in the MsgCompList field of the channel description (MQCD). Message AMQ9190 is issued giving more details, and the channel stops.

Response

Investigate why the user exit program specified a message compression value that was not one of the negotiated supported values.

AMQ9189

The data length set by the exit is not valid.

Severity

30 : Severe error

Explanation

The user exit *<insert_3>* returned a data length value *<insert_1>* that was not greater than zero. Message AMQ9190 is issued giving more details, and the channel stops.

Response

Investigate why the user exit program set a data length that is not valid.

AMQ9190

Channel stopping because of an error in the exit.

Severity

30 : Severe error

Explanation

The user exit *<insert_3>*, invoked for channel *<insert_4>* with id *<insert_1>* and reason *<insert_2>*, returned values that are not valid, as reported in the preceding messages. The channel stops.

Response

Investigate why the user exit program set values that are not valid.

AMQ9195

Data length larger than maximum segment length.

Severity

30 : Severe error

Explanation

The data length *<insert_1>* set by send exit *<insert_3>* is larger than the maximum segment length (*<insert_2>*). The maximum segment length is the maximum number of bytes that can be sent in a single transmission minus the user exit space required by all the send exits subsequent to the current one in the send exit chain. Message AMQ9190 is issued giving more details, and the channel stops.

Response

Investigate why the user exit program set a data length that is not valid. Correct the error.

AMQ9196

Data length is larger than the agent buffer length.

Severity

30 : Severe error

Explanation

The data length *<insert_1>* set by exit *<insert_3>* is larger than the agent buffer length. The user exit returned data in the supplied agent buffer, but the length specified is greater than the length of the buffer. Message AMQ9190 is issued giving more details, and the channel stops.

Response

Investigate why the user exit program set a data length that is not valid. Correct the error.

AMQ9197

Data length is larger than the exit buffer length.

Severity

30 : Severe error

Explanation

The data length *<insert_1>* set by exit *<insert_3>* is larger than the exit buffer length. The user exit returned data in the supplied exit buffer, but the length specified is greater than the length of the buffer. Message AMQ9190 is issued giving more details, and the channel stops.

Response

Investigate why the user exit program set a data length that is not valid.

AMQ9201

Allocate failed to host *<insert_3>*.

Severity

30 : Severe error

Explanation

The attempt to allocate a conversation using *<insert_4>* to host *<insert_3>* was not successful.

Response

The error may be due to an incorrect entry in the *<insert_4>* parameters contained in the channel definition to host *<insert_3>*. Correct the error and try again. If the error persists, record the error values and contact your systems administrator. The return code from the *<insert_4><insert_5>* call was *<insert_1>* (X*<insert_2>*). It may be possible that the listening program at host *<insert_3>* is not running. If this is the case, perform the relevant operations to start the listening program for protocol *<insert_4>* and try again.

AMQ9202

Remote host *<insert_3>* not available, retry later.

Severity

30 : Severe error

Explanation

The attempt to allocate a conversation using *<insert_4>* to host *<insert_3>* was not successful. However the error may be a transitory one and it may be possible to successfully allocate a *<insert_4>* conversation later.

Response

Try the connection again later. If the failure persists, record the error values and contact your systems administrator. The return code from *<insert_4>* is *<insert_1>* (X*<insert_2>*). The reason for the failure may be that this host cannot reach the destination host. It may also be possible that the listening program at host *<insert_3>* was not running. If this is the case, perform the relevant operations to start the *<insert_4>* listening program, and try again.

AMQ9203

A configuration error for *<insert_4>* occurred.

Severity

30 : Severe error

Explanation

Error in configuration for communications to host *<insert_3>*. Allocation of a *<insert_4>* conversation to host *<insert_3>* was not possible.

Response

The configuration error may be one of the following:

- 1.If the communications protocol is LU 6.2, it may be that one of the transmission parameters (Mode, or TP Name) is incorrect. Correct the error and try again. The mode name should be the same as the mode defined on host *<insert_3>*. The TP name on *<insert_3>* should be defined.
- 2.If the communications protocol is LU 6.2, it may be that an LU 6.2 session has not been established. Contact your systems administrator.
- 3.If the communications protocol is TCP/IP, it may be that the host name specified is incorrect. Correct the error and try again.
- 4.If the communications protocol is TCP/IP, it may be that the host name specified cannot be resolved to a network address. The host name may not be in the nameserver.

The return code from the *<insert_4><insert_5>* call was *<insert_1>* (X*<insert_2>*).

Record the error values and tell the system administrator.

AMQ9204

Connection to host *<insert_3>* rejected.

Severity

30 : Severe error

Explanation

Connection to host *<insert_3>* over *<insert_4>* was rejected.

Response

The remote system may not be configured to allow connections from this host. Check the *<insert_4>* listener program has been started on host *<insert_3>*.

If the conversation uses LU 6.2, it is possible that either the User ID or Password supplied to the remote host is incorrect.

If the conversation uses TCP/IP, it is possible that the remote host does not recognize the local host as a valid host.

The return code from the *<insert_4><insert_5>* call was *<insert_1>* X(*<insert_2>*).

Record the error values and tell the systems administrator.

AMQ9205

The host name supplied is not valid.

Severity

30 : Severe error

Explanation

The supplied *<insert_4>* host name *<insert_3>* could not be resolved into a network address. Either the name server does not contain the host, or the name server was not available.

Response

Check the *<insert_4>* configuration on your host.

AMQ9206

Error sending data to host *<insert_3>*.

Severity

30 : Severe error

Explanation

An error occurred sending data over *<insert_4>* to *<insert_3>*. This may be due to a communications failure.

Response

The return code from the <insert_4><insert_5> call was <insert_1> X(<insert_2>). Record these values and tell your systems administrator.

AMQ9207

The data received from host <insert_3> is not valid.

Severity

30 : Severe error

Explanation

Incorrect data format received from host <insert_3> over <insert_4>. It may be that an unknown host is attempting to send data. An FFST file has been generated containing the invalid data received.

Response

Tell the systems administrator.

AMQ9208

Error on receive from host <insert_3>.

Severity

30 : Severe error

Explanation

An error occurred receiving data from <insert_3> over <insert_4>. This may be due to a communications failure.

Response

The return code from the <insert_4><insert_5> call was <insert_1> (X<insert_2>). Record these values and tell the systems administrator.

AMQ9209

Connection to host <insert_3> closed.

Severity

30 : Severe error

Explanation

An error occurred receiving data from <insert_3> over <insert_4>. The connection to the remote host has unexpectedly terminated.

Response

Tell the systems administrator.

AMQ9210

Remote attachment failed.

Severity

30 : Severe error

Explanation

There was an incoming attachment from a remote host, but the local host could not complete the bind.

Response

The return code from the <insert_4><insert_5> call was <insert_1> (X<insert_2>). Record these values and tell the systems administrator who should check the <insert_4> configuration.

AMQ9211

Error allocating storage.

Severity

30 : Severe error

Explanation

The program was unable to obtain enough storage.

Response

Stop some programs which are using storage and retry the operation. If the problem persists contact your systems administrator.

AMQ9212

A TCP/IP socket could not be allocated.

Severity

30 : Severe error

Explanation

A TCP/IP socket could not be created, possibly because of a storage problem.

Response

The return code from the <insert_4><insert_5> call was <insert_1> (X<insert_2>). Try the program again. If the failure persists, record the error values and tell the systems administrator.

AMQ9213

A communications error for <insert_4> occurred.

Severity

30 : Severe error

Explanation

An unexpected error occurred in communications.

Response

The return code from the <insert_4><insert_5> call was <insert_1> (X<insert_2>). Record these values and tell the systems administrator.

AMQ9214

Attempt to use an unsupported communications protocol.

Severity

30 : Severe error

Explanation

An attempt was made to use an unsupported communications protocol type <insert_2>.

Response

Check the channel definition file. It may be that the communications protocol entered is not a currently supported one.

AMQ9215

Communications subsystem unavailable.

Severity

30 : Severe error

Explanation

An attempt was made to use the communications subsystem, but it has not been started.

Response

Start the communications subsystem, and rerun the program.

AMQ9216

Usage: <insert_3> [-m QMgrName] [-n TPName]

Severity

20 : Error

Explanation

Values passed to the responder channel program are not valid. The parameters that are not valid are as follows :-

<insert_4>

The responder channel program exits.

Response

Correct the parameters passed to the channel program and retry the operation.

AMQ9216 (AIX)

Usage: <insert_3> [-m QMgrName]

Severity

20 : Error

Explanation

Values passed to the responder channel program are not valid. The parameters that are not valid are as follows :-

<insert_4>

The responder channel program exits.

Response

Correct the parameters passed to the channel program and retry the operation.

AMQ9216 (HP-UX)

Usage: <insert_3> [-m QMgrName]

Severity

20 : Error

Explanation

Values passed to the responder channel program are not valid. The parameters that are not valid are as follows :-

<insert_4>

The responder channel program exits.

Response

Correct the parameters passed to the channel program and retry the operation.

AMQ9217

The TCP/IP listener program could not be started.

Severity

30 : Severe error

Explanation

An attempt was made to start a new instance of the listener program, but the program was rejected.

Response

The failure could be because either the subsystem has not been started (in this case you should start the subsystem), or there are too many programs waiting (in this case you should try to start the listener program later).

AMQ9218

The <insert_4> listener program could not bind to port number <insert_1>.

Severity

30 : Severe error

Explanation

An attempt to bind the <insert_4> socket to the listener port was unsuccessful.

Response

The failure could be due to another program using the same port number. The return code from the <insert_3> call for port <insert_5><insert_1> was <insert_2>. Record these values and tell the systems administrator.

AMQ9219

The TCP/IP listener program could not create a new connection for the incoming conversation.

Severity

30 : Severe error

Explanation

An attempt was made to create a new socket because an attach request was received, but an error occurred.

Response

The failure may be transitory, try again later. If the problem persists, record the return code *<insert_1>* and tell the systems administrator. It may be necessary to free some jobs, or restart the communications system.

AMQ9220

The *<insert_4>* communications program could not be loaded.

Severity

30 : Severe error

Explanation

The attempt to load the *<insert_4>* library or procedure *<insert_3>* failed with error code *<insert_1>*.

Response

Either the library must be installed on the system or the environment changed to allow the program to locate it.

AMQ9221

Unsupported protocol was specified.

Severity

30 : Severe error

Explanation

The specified value of *<insert_3>* was not recognized as one of the protocols supported.

Response

Correct the parameter and retry the operation.

AMQ9222

Cannot find the configuration file.

Severity

10 : Warning

Explanation

The configuration file *<insert_3>* cannot be found. This file contains default definitions for communication parameters. Default values will be used.

Response

None.

AMQ9223

Enter a protocol type.

Severity

30 : Severe error

Explanation

The operation you are performing requires that you enter the type of protocol.

Response

Add the protocol parameter and retry the operation.

AMQ9224

Unexpected .ini file entry.

Severity

30 : Severe error

Explanation

.ini file keyword *<insert_3>* is either not a valid keyword or has an invalid value.

Response

Correct the file and retry the operation.

AMQ9224 (Windows)

Invalid registry value.

Severity

30 : Severe error

Explanation

WebSphere MQ registry value name *<insert_3>* is either not valid or has invalid value data.

Response

Correct the registry value and retry the operation.

AMQ9225

File syntax error.

Severity

30 : Severe error

Explanation

A syntax error was detected on line *<insert_1>* while processing the INI file.

Response

Correct the problem and retry the operation.

AMQ9225 (Windows)

File syntax error.

Severity

30 : Severe error

Explanation

A syntax error was detected while processing the configuration data.

Response

Correct the problem and retry the operation.

AMQ9226

Usage: *<insert_3>* [-m QMgrName] -t (TCP | LU62 | NETBIOS | SPX) [ProtocolOptions]

Severity

10 : Warning

Explanation

Values passed to the listener program were invalid.

The parameter string passed to this program is as follows:

[-m QMgrName] (-t TCP [-p Port] |

-t LU62 [-n TPName] |

-t NETBIOS [-l LocalName] [-e Names] [-s Sessions]

[-o Commands] [-a Adaptor] |

-t SPX [-x Socket])

Default values will be used for parameters not supplied.

Response

Correct the parameters passed to the listener program and retry the operation.

AMQ9226 (AIX)

Usage: *<insert_3>* [-m QMgrName] -t TCP [ProtocolOptions]

Severity

10 : Warning

Explanation

Values passed to the listener program were invalid.

The parameter string passed to this program is as follows:

[-m QMgrName] -t TCP [-p Port]

Default values will be used for parameters not supplied.

Response

Correct the parameters passed to the listener program and retry the operation.

AMQ9226 (Unix)

Usage: *<insert_3>* [-m QMgrName] -t TCP [ProtocolOptions]

Severity

10 : Warning

Explanation

Values passed to the listener program were invalid.

The parameter string passed to this program is as follows:

[-m QMgrName] -t TCP [-p Port]

Default values will be used for parameters not supplied.

Response

Correct the parameters passed to the listener program and retry the operation.

AMQ9227

<insert_3> local host name not provided.

Severity

30 : Severe error

Explanation

A name is required for the *<insert_3>* process to register with the network.

Response

Add a local name to the configuration file and retry the operation.

AMQ9228

The *<insert_4>* responder program could not be started.

Severity

30 : Severe error

Explanation

An attempt was made to start an instance of the responder program, but the program was rejected.

Response

The failure could be because either the subsystem has not been started (in this case you should start the subsystem), or there are too many programs waiting (in this case you should try to start the responder program later). The *<insert_5>* reason code was *<insert_1>*.

AMQ9229

The application has been ended.

Severity

30 : Severe error

Explanation

You have issued a request to end the application.

Response

None.

AMQ9230

An unexpected *<insert_4>* event occurred.

Severity

30 : Severe error

Explanation

During the processing of network events, an unexpected event *<insert_1>* occurred.

Response

None.

AMQ9231

The supplied parameter is not valid.

Severity

30 : Severe error

Explanation

The value of the *<insert_4>* *<insert_5>* parameter has the value *<insert_3>*. This value has either not been specified or has been specified incorrectly.

Response

Check value of the *<insert_5>* parameter and correct it if necessary. If the fault persists, record the return code (*<insert_1>*, *<insert_2>*) and *<insert_4>* and tell the systems administrator.

AMQ9232

No *<insert_3>* specified

Severity

30 : Severe error

Explanation

The operation requires the specification of the *<insert_3>* field.

Response

Specify the *<insert_3>* and retry the operation.

AMQ9233

Error creating *<insert_3>* thread.

Severity

30 : Severe error

Explanation

The process attempted to create a new thread. The most likely cause of this problem is a shortage of an operating system resource (for example: memory). Use any previous FFSTs to determine the reason for the failure. The WebSphere MQ internal return code describing the reason for the failure is *<insert_1>*.

Response

Contact the systems administrator. If the problem persists save any generated output files and use either the [WebSphere MQ Support site](#), or the IBM support assistant at <http://www.ibm.com/software/support/isa/>, to see whether a solution is already available. If you are unable to find a match, contact your IBM support center.

AMQ9235

The supplied local communications address cannot be resolved.

Severity

30 : Severe error

Explanation

The local communications address (LOCLADDR) value *<insert_3>* cannot be resolved into an IP address.

Response

Enter a local communications address value which can be resolved into an IP address, and try again.

AMQ9236

The supplied Partner LU was invalid.

Severity

30 : Severe error

Explanation

The *<insert_4>* Partner LU name *<insert_3>* was invalid.

Response

Either the Partner LU name was entered incorrectly or it was not in the *<insert_4>* communications

configuration. Correct the error and try again.

AMQ9237

A configuration error for *<insert_4>* occurred.

Severity

30 : Severe error

Explanation

Allocation of a *<insert_4>* conversation to host *<insert_3>* was not possible. The configuration error may be one of the following:

1. It may be that one of the transmission parameters (Mode, or TP Name) was incorrect. Correct the error and try again. The mode name should be the same as the mode defined on host *<insert_3>*. The TP name on *<insert_3>* should be defined.
2. It may be that an LU 6.2 session has not been established. Contact your systems administrator.

The return code from *<insert_4>* is *<insert_1>* with associated *<insert_5>* *<insert_2>*.

Response

Record the error values and tell the system administrator.

AMQ9238

A communications error for *<insert_4>* occurred.

Severity

30 : Severe error

Explanation

An unexpected error occurred in communications.

Response

The return code from the *<insert_4>**<insert_3>* call was *<insert_1>* with associated *<insert_5>* *<insert_2>*.

AMQ9239

Usage: *<insert_3>* [-m QMgrName] -n TpName -g Gateway-name

Severity

10 : Warning

Explanation

Values passed to the listener program were invalid. The parameter string passed to this program is as follows, default values being used for parameters not supplied: [-m QMgrName] -n TpName -g Gateway-name

Response

Correct the parameters passed to the listener program and retry the operation.

AMQ9240

An SPX socket was already in use.

Severity

30 : Severe error

Explanation

The Listener received return code *<insert_1>* when attempting to open socket *<insert_2>*.

Response

The specified socket is already in use by another process. To use another socket specify another socket on the command line to RUNMQLSR or update the default in the qm.ini file.

AMQ9240 (Windows)

An SPX socket was already in use.

Severity

30 : Severe error

Explanation

The listener received return code *<insert_1>* when attempting to open socket *<insert_2>*.

Response

The specified socket is already in use by another process. To use another socket, specify a different socket on the command line to the runmqslr command, or update the default in the configuration data.

AMQ9240 (i5/OS)

An SPX socket was already in use.

Severity

30 : Severe error

Explanation

The Listener received return code *<insert_1>* when attempting to open socket *<insert_2>*.

Response

The specified socket is already in use by another process. To use another socket specify another socket on the command line to STRMQMLSR or update the default in the qm.ini file.

AMQ9241

SPX is not available.

Severity

30 : Severe error

Explanation

WebSphere MQ received return code *<insert_1>* when attempting to start SPX communications.

Response

Ensure that IPX/SPX support is installed on the machine and that it is started before trying to start a WebSphere MQ SPX channel.

AMQ9242

SPX resource problem.

Severity

30 : Severe error

Explanation

WebSphere MQ received return code *<insert_1>* when attempting to start SPX communications, indicating a resource problem.

Response

Ensure that sufficient IPX/SPX resources are available before commencing communications over IPX/SPX.

AMQ9243

The queue manager *<insert_3>* does not exist.

Severity

30 : Severe error

Explanation

You tried to perform an action against a queue manager that does not exist. You may have specified the wrong queue manager name.

Response

If you specified the wrong name, correct the name and submit the command again. If the queue manager does not exist, create the queue manager and submit the command again.

AMQ9244

The default queue manager does not exist.

Severity

30 : Severe error

Explanation

You tried to perform an action against a queue manager that does not exist.

Response

Create the default queue manager and submit the command again.

AMQ9245 (Windows)

Unable to obtain account details for channel MCA user ID.

Severity

10 : Warning

Explanation

WebSphere MQ was unable to obtain the account details for MCA user ID *<insert_3>*. This user ID was the MCA user ID for channel *<insert_4>* on queue manager *<insert_5>* and may have been defined in the channel definition, or supplied either by a channel exit or by a client.

Response

Ensure that the user ID is correct and that it is defined on the Windows local system, the local domain or on a trusted domain. For a domain user ID, ensure that all necessary domain controllers are available.

AMQ9246

The TCP/IP listener on port *<insert_1>* could not start a new channel.

Severity

30 : Severe error

Explanation

An attempt has been made to connect to the queue manager by starting a new channel within the TCP/IP listener which is listening on port *<insert_1>*. The maximum socket number which can be used by a channel running on this listener is *<insert_2>*. A socket number beyond this maximum was allocated for the new channel. This connection attempt has been rejected, but the listener continues to listen for further connection requests. The socket number allocated for a new listener channel is related to the number of channels currently running within that listener process. The problem has arisen because too many channels are directed at the port on which this listener is listening.

Response

An extra listener process should be started to listen on a different port. Some of the channels to the queue manager should be redirected from the port on which the existing listener is listening to the new port.

AMQ9247

SSPI Security: bad return from SSPI call.

Severity

30 : Severe error

Explanation

Channel *<insert_3>* has been closed because the SSPI channel exit received a bad return code from SSPI.

Response

Consult the appropriate SSPI manuals to find out the meaning of status *<insert_4>* on call *<insert_5>*, and correct the error.

AMQ9248

The program could not bind to a *<insert_3>* socket.

Severity

30 : Severe error

Explanation

The attempt to bind to socket *<insert_4>* failed with return code *<insert_1>*. The failing *<insert_3>* call was *<insert_5>*. The most likely cause of this problem is incorrect configuration of the *<insert_3>* local address or incorrect start and end port parameters.

Response

Contact the system administrator. If the problem persists save any generated output files and use either the [WebSphere MQ Support site](#), or the IBM support assistant at <http://www.ibm.com/software/support/isa/>, to see whether a solution is already available. If you are unable to find a match, contact your IBM support center.

AMQ9255

Listener already running.

Severity

30 : Severe error

Explanation

The request to start the WebSphere MQ listener failed because there is already a listener running against the specified network resources.

Response

None.

AMQ9259

Connection timed out from host <insert_3>.

Severity

30 : Severe error

Explanation

A connection from host <insert_3> over <insert_4> timed out.

Response

Check to see why data was not received in the expected time. Correct the problem. Reconnect the channel, or wait for a retrying channel to reconnect itself.

AMQ9262 (HP-UX)

GSKit SSL support not available for 32-bit client applications.

Severity

20 : Error

Explanation

An attempt was made to start an SSL channel from a 32-bit client application. However, GSKit SSL 32-bit support is not provided on WebSphere MQ for HP-UX (Itanium platform).

Response

Compile the client application as a 64-bit application or change the application to use a non-SSL channel.

AMQ9270

Sharing conversation could not start.

Severity

30 : Severe error

Explanation

The attempt to start sharing conversation <insert_1> on socket <insert_2> (channel <insert_3>) was rejected at the server-connection end of the channel.

Response

Examine diagnostic information at the server-connection end of channel <insert_3> to see why the conversation did not start. If possible, correct the error causing the failure and retry.

AMQ9271

Channel <insert_3> timed out.

Severity

30 : Severe error

Explanation

A timeout occurred while waiting to receive from the other end of channel <insert_3>. The address of the remote end of the connection was <insert_4>.

Response

The return code from the <insert_5> call was <insert_1> (X<insert_2>). Record these values and tell the systems administrator.

AMQ9272

Thread mutex semaphore error.

Severity

30 : Severe error

Explanation

The process attempted an operation on a thread mutex semaphore. The most likely cause of this problem is a shortage of an operating system resource (for example: memory). Use any previous FFSTs to determine the reason for the failure. The WebSphere MQ function involved was <insert_3> and the internal return code

describing the reason for the failure is *<insert_1>*.

Response

Contact the systems administrator. If the problem persists save any generated output files and use either the [WebSphere MQ Support site](#), or the IBM support assistant at <http://www.ibm.com/software/support/isa/>, to see whether a solution is already available. If you are unable to find a match, contact your IBM support center.

AMQ9273

Thread event error.

Severity

30 : Severe error

Explanation

The process attempted an operation on a thread event. The most likely cause of this problem is a shortage of an operating system resource (for example: memory). Use any previous FFSTs to determine the reason for the failure. The WebSphere MQ function involved was *<insert_3>* and the internal return code describing the reason for the failure is *<insert_1>*.

Response

Contact the systems administrator. If the problem persists save any generated output files and use either the [WebSphere MQ Support site](#), or the IBM support assistant at <http://www.ibm.com/software/support/isa/>, to see whether a solution is already available. If you are unable to find a match, contact your IBM support center.

AMQ9301 (Tandem)

An SNA communications error occurred.

Severity

30 : Severe error

Explanation

An unexpected error occurred in communications.

Response

The reply return code from the SNAX/ICE *<insert_3>* request was *<insert_1>* in the *<insert_4>* header. The detail return code was *<insert_2>*.

AMQ9302 (Tandem)

The TCP Listener *<insert_3>* in Queue Manager *<insert_4>* cannot find an available port.

Severity

40 : Stop Error

Explanation

The TCP Listener has tried all the ports that are configured in the QMINI file for this Queue Manager, and none were available for listening on. The TCP Listener has now terminated. The TCP Listener is either not needed (because there are already TCP Listeners running on all the Queue Manager ports), or there is a configuration problem with the Queue Manager.

Response

Review the QMINI file TCP/IP Listener stanzas to determine if there is a configuration problem. The ports numbers themselves may be incorrect, or overlap with the ports being used by other Queue Managers on the same system, or with other services.

AMQ9401

Channel *<insert_3>* autodefined.

Severity

0 : Information

Explanation

Channel *<insert_3>* which did not previously exist has been autodefined.

Response

None.

AMQ9402

Autodefinition exit for Channel *<insert_3>* failed to load.

Severity

30 : Severe error

Explanation

Autodefinition of Channel <insert_3> failed because <insert_4> would not load.

Response

Ensure that the user exit is specified correctly in the queue manager definition, and that the user exit program is correct and available.

AMQ9403

Autodefinition of Channel <insert_3> suppressed by user exit.

Severity

30 : Severe error

Explanation

Autodefinition exit <insert_4> for Channel <insert_3> returned a failure code.

Response

None.

AMQ9404

REFRESH CLUSTER REPOS(YES) command processed, cluster <insert_4>, <insert_1> objects changed.

Severity

0 : Information

Explanation

The queue manager successfully processed a REFRESH CLUSTER command with the REPOS(YES) option for the indicated cluster.

Response

None.

AMQ9405

FORCEREMOVE QUEUES(YES) command processed, cluster <insert_3> target <insert_4>.

Severity

0 : Information

Explanation

The repository queue manager successfully processed a RESET ACTION(FORCEREMOVE) command with the QUEUES(YES) option for the indicated cluster and target queue manager.

Response

None.

AMQ9406

REFRESH CLUSTER REPOS(YES) command failed, this queue manager is a full repository for cluster <insert_4>.

Severity

30 : Severe error

Explanation

The repository queue manager could not process a REFRESH CLUSTER command with the REPOS(YES) option for the indicated cluster, because the local queue manager provides full repository management services for the cluster. The command is ignored.

Response

Either

- 1) Reissue the command without REPOS(YES), or
- 2) Issue the command on a queue manager which is not a full repository, or
- 3) Change this queue manager definition so that it is not a full repository.

AMQ9407

Cluster queue <insert_3> is defined inconsistently.

Severity

10 : Warning

Explanation

The definition of cluster queue *<insert_3>* on the queue manager with UUID *<insert_4>* has different DEFPRTY, DEFPSIST and DEFBIND values from the definition of the same cluster queue on the queue manager with UUID *<insert_5>*. Both definitions now exist in the local repository. All definitions of the same cluster queue should be identical. In particular, problems arise if your applications rely on a queue default value which is defined inconsistently to determine messaging behavior. This applies, for example, if the applications open a cluster queue with option MQOO_BIND_AS_Q_DEF. If different instances of the queue have different DEFBIND values the behavior of the message transfer differs depending on which instance of the queue is selected when it is opened. In general the instance selected varies across opens.

Response

For each inconsistency decide which of the values is the correct one. Alter the definitions of cluster queue *<insert_3>* so that all definitions have correct DEFPRTY, DEFPSIST and DEFBIND values.

AMQ9408

BIND_ON_OPEN messages for channel *<insert_3>* to dead-letter queue.

Severity

0 : Information

Explanation

The remote CLUSRCVR for channel *<insert_3>* was deleted while undelivered BIND_ON_OPEN messages associated with that channel existed on the local SYSTEM.CLUSTER.TRANSMIT.QUEUE. These messages could not be allocated to another channel because they were put BIND_ON_OPEN, but were very unlikely to ever flow along the channel with which they were associated as this has now been deleted. An attempt has therefore been made to move them from the transmission queue to the local dead-letter queue. The MQDLH reason is MQFB_BIND_OPEN_CLUSRCVR_DEL. Note that any internal WebSphere MQ Clustering messages for the deleted channel will also have been removed from the SYSTEM.CLUSTER.TRANSMIT.QUEUE (these are discarded) so the current depth of the queue may have decreased by more than the number of user messages moved to the dead-letter queue.

Response

Examine the contents of the dead-letter queue. Each message is contained in an MQDLH structure that includes the reason why it was written and where it was originally addressed. Also look at previous error messages to see if the attempt to put messages to the dead-letter queue failed.

AMQ9409

Repository manager ended abnormally.

Severity

30 : Severe error

Explanation

The repository manager ended abnormally.

Response

Look at previous error messages for the repository manager in the error files to determine the cause of the failure.

AMQ9410

Repository manager started

Severity

0 : Information

Explanation

The repository manager started successfully.

Response

None.

AMQ9411

Repository manager ended normally.

Severity

0 : Information

Explanation

The repository manager ended normally.

Response

None.

AMQ9412

Repository command received for *<insert_3>*.

Severity

30 : Severe error

Explanation

The repository manager received a command intended for some other queue manager, whose identifier is *<insert_3>*. The command was sent by the queue manager with identifier *<insert_4>*.

Response

Check the channel and cluster definitions of the sending queue manager.

AMQ9413

Repository command format error, command code *<insert_1>*

Severity

30 : Severe error

Explanation

An internal error has occurred.

Response

Collect the items listed in the 'Problem determination' section of the System Administration manual and use either the [WebSphere MQ Support site](#), or the IBM support assistant at <http://www.ibm.com/software/support/isa/>, to see whether a solution is already available. If you are unable to find a match, contact your IBM support center.

AMQ9415

Repository command unexpected, command code *<insert_1>*, cluster object *<insert_3>*, sender *<insert_4>*

Severity

30 : Severe error

Explanation

An internal error has occurred.

Response

Collect the items listed in the 'Problem determination' section of the System Administration manual and use either the [WebSphere MQ Support site](#), or the IBM support assistant at <http://www.ibm.com/software/support/isa/>, to see whether a solution is already available. If you are unable to find a match, contact your IBM support center.

AMQ9415 (i5/OS)

An internal error has occurred.

Severity

30 : Severe error

Explanation

Repository command unexpected, command code *<insert_1>*, cluster object *<insert_3>*, sender *<insert_4>*

Response

Collect the items listed in the 'Problem determination' section of the System Administration manual and use either the [WebSphere MQ Support site](#), or the IBM support assistant at <http://www.ibm.com/software/support/isa/>, to see whether a solution is already available. If you are unable to find a match, contact your IBM support center.

AMQ9416

Repository command processing error, RC=*<insert_2>*, command code *<insert_1>*, cluster object *<insert_3>*, sender *<insert_4>*.

Severity

30 : Severe error

Explanation

An internal error has occurred.

Response

Collect the items listed in the 'Problem determination' section of the System Administration manual and use either the [WebSphere MQ Support site](#), or the IBM support assistant at <http://www.ibm.com/software/support/isa/>, to see whether a solution is already available. If you are unable to find a match, contact your IBM support center.

AMQ9416 (i5/OS)

An internal error has occurred.

Severity

30 : Severe error

Explanation

Repository command processing error, RC=<insert_2>, command code <insert_1>, cluster object <insert_3>, sender <insert_4>.

Response

Collect the items listed in the 'Problem determination' section of the System Administration manual and use either the [WebSphere MQ Support site](#), or the IBM support assistant at <http://www.ibm.com/software/support/isa/>, to see whether a solution is already available. If you are unable to find a match, contact your IBM support center.

AMQ9417

Manually defined CLUSSDR channels have been forcibly removed.

Severity

0 : Information

Explanation

The administrator has asked for the queue manager <insert_3> to be deleted, or forcibly removed, but has not yet deleted the manually defined CLUSSDR channels to <insert_3>. The auto-defined channels to <insert_3> have been deleted, but <insert_3> continues to receive updates until the manually defined CLUSSDR channels have been deleted.

Response

Delete the manually defined CLUSSDR channels to <insert_3>.

AMQ9418

Only one repository for cluster <insert_3>.

Severity

0 : Information

Explanation

The queue manager has received information about a cluster for which it is the only repository.

Response

Alter the REPOS or REPOSNL attribute of the queue manager, that is to have the second full repository for the cluster, to specify the cluster name.

AMQ9419

No cluster-receiver channels for cluster <insert_3>

Severity

0 : Information

Explanation

The repository manager has received information about a cluster for which no cluster-receiver channels are known.

Response

Define cluster-receiver channels for the cluster on the local queue manager.

AMQ9420

No repositories for cluster <insert_3>.

Severity

0 : Information

Explanation

The queue manager has received information about a cluster for which no repositories are known.

Response

Alter the REPOS or REPOSNL attribute of the queue manager, that is to have a full repository for the cluster, to specify the cluster name.

AMQ9421

Invalid cluster record action code detected

Severity

30 : Severe error

Explanation

An invalid record was read from the SYSTEM.CLUSTER.REPOSITORY.QUEUE. An FFST record has been generated containing the invalid record.

Response

Collect the items listed in the Problem Determination section of the System Administration manual and use either the [WebSphere MQ Support site](#), or the IBM support assistant at <http://www.ibm.com/software/support/isa/>, to see whether a solution is already available. If you are unable to find a match, contact your IBM support center.

AMQ9422

Repository manager error, RC=<insert_1>

Severity

30 : Severe error

Explanation

An internal error has occurred.

Response

Collect the items listed in the 'Problem determination' section of the System Administration manual and use either the [WebSphere MQ Support site](#), or the IBM support assistant at <http://www.ibm.com/software/support/isa/>, to see whether a solution is already available. If you are unable to find a match, contact your IBM support center.

AMQ9425

An internal error has occurred.

Severity

30 : Severe error

Explanation

Repository command merge error, command code <insert_1>, cluster object <insert_3>, sender <insert_4>

Response

Collect the items listed in the 'Problem determination' section of the System Administration manual and use either the [WebSphere MQ Support site](#), or the IBM support assistant at <http://www.ibm.com/software/support/isa/>, to see whether a solution is already available. If you are unable to find a match, contact your IBM support center.

AMQ9426

Repository command recipient unknown.

Severity

30 : Severe error

Explanation

The repository manager tried to send a command to another queue manager using channel <insert_4>. The recipient queue manager, whose identifier is <insert_3>, could not be found. Command code <insert_1>.

Response

Check the channel and cluster definitions of the sending and receiving queue managers.

AMQ9427

CLUSSDR channel does not point to a repository queue manager.

Severity

30 : Severe error

Explanation

A CLUSSDR channel must point to a queue manager that hosts repositories for all clusters of which the channel is a member. In addition, the CLUSRCVR for the channel must be a member of all the same clusters as the CLUSSDR channel. The queue manager pointed to by CLUSSDR channel *<insert_3>* does not meet these criteria for cluster *<insert_4>*. The remote queue manager has a QMID of *<insert_5>*.

Response

Check the definitions on the local and remote queue managers to ensure that the CLUSSDR channel points to a queue manager that hosts a repository for the cluster, and that the CLUSRCVR for the channel is a member of the cluster.

AMQ9428

Unexpected publication of a cluster queue object received.

Severity

30 : Severe error

Explanation

The local queue manager has received a publication of a cluster queue object from a remote queue manager on cluster *<insert_3>*. The local queue manager discards the request because it does not host a repository for cluster *<insert_3>* and has not subscribed to the published object. The remote CLUSSDR channel used to access the local queue manager has a channel name of *<insert_4>* and the remote queue manager has a QMID of *<insert_5>*.

Response

Check the definitions on the local and remote queue managers to ensure that the CLUSSDR channel points to a repository queue manager for the cluster.

AMQ9429

Unexpected publication of a cluster queue deletion received.

Severity

30 : Severe error

Explanation

The local queue manager has received a publication of a cluster queue deletion from a remote queue manager on cluster *<insert_3>*. The local queue manager discards the request because it does not host a repository for cluster *<insert_3>* and has not subscribed to the published object. The remote CLUSSDR channel used to access the local queue manager has a channel name of *<insert_4>* and the remote queue manager has a QMID of *<insert_5>*.

Response

Check the definitions on the local and remote queue managers to ensure that the CLUSSDR channel points to a repository queue manager for the cluster.

AMQ9430

Unexpected cluster queue manager publication received.

Severity

30 : Severe error

Explanation

The local queue manager has received a cluster queue manager publication on cluster *<insert_3>*. The local queue manager should not have received the publication because it does not host a repository for cluster *<insert_3>*, it has not subscribed to information concerning the published object, and the published object does not match any of its CLUSSDRs. The queue manager that sent the publication to the local queue manager has QMID *<insert_4>* (note that this is not necessarily the queue manager which originated the publication). CLUSSDR channel *<insert_5>* was used to send the publication.

Response

Check the CLUSSDR definition on the sending queue manager to ensure that it points to a repository queue manager for the cluster.

AMQ9431

Remote queue manager no longer hosts a repository for cluster

Severity

0 : Information

Explanation

The local queue manager has received a message from remote queue manager QMID *<insert_3>* indicating that it no longer hosts a repository for cluster *<insert_4>*. CLUSSDR channel *<insert_5>* is altered so that it can no longer be used to access queue manager *<insert_3>* within cluster *<insert_4>*. If the local queue manager does not host a repository for cluster *<insert_4>* the relevant subscriptions and publications are remade if possible.

Response

None.

AMQ9432

Query received by a non-repository queue manager

Severity

30 : Severe error

Explanation

The local queue manager has received a query from a remote queue manager on cluster *<insert_3>*. The local queue manager discards the query because it does not host a repository for cluster *<insert_3>*. The remote CLUSSDR channel used to access the local queue manager has a channel name of *<insert_4>* and the remote queue manager has a QMID of *<insert_5>*.

Response

Check the definitions on the local and remote queue managers to ensure that the CLUSSDR channel points to a repository queue manager for the cluster.

AMQ9433

CLUSRCVR must be in the same cluster as its matching CLUSSDR.

Severity

30 : Severe error

Explanation

CLUSRCVR channel *<insert_3>* is not defined as a member of cluster *<insert_4>*. The local queue manager has received a command that indicates that CLUSSDR channel *<insert_3>* on the remote queue manager with QMID *<insert_5>* is defined as a member of cluster *<insert_4>*.

Response

Alter the CLUSRCVR or CLUSSDR definitions for channel *<insert_3>*, so that they are both members of the same cluster.

AMQ9434

Unrecognized message on *<insert_3>*.

Severity

30 : Severe error

Explanation

The repository manager found a message on one of its queues having, either a format that could not be recognized, or that did not come from a queue manager or repository manager. The message was put on the dead-letter queue.

Response

Examine the message on the dead-letter queue to determine the originator of the message.

AMQ9435

Unable to put repository manager message.

Severity

30 : Severe error

Explanation

The repository manager tried to send a message to the SYSTEM.CLUSTER.COMMAND.QUEUE on another queue manager whose identifier is *<insert_3>*, but the MQPUT call was unsuccessful. MQCC=*<insert_1>*, MQRC=*<insert_2>*. Processing continues, but the repository information may be out of date.

Response

Refer to the Application Programming Reference manual for information about MQCC *<insert_1>* and MQRC

<insert_2>. Check the channel and cluster definitions on the local and target queue managers, and ensure that the channels between them are running. When the problem is corrected, the repository information will normally be updated automatically. The REFRESH CLUSTER command can be used to ensure that the repository information is up to date.

AMQ9436

Unable to send repository manager message.

Severity

30 : Severe error

Explanation

The repository manager tried to send a message to the SYSTEM.CLUSTER.COMMAND.QUEUE on a queue manager that has the full repository for the specified cluster(<insert_3>), but the MQPUT call was unsuccessful. MQCC=<insert_1>, MQRC=<insert_2>. Processing continues, but repository information may be out of date.

Response

Refer to the Application Programming Reference manual for information about MQCC <insert_1> and MQRC <insert_2>. Check the channel and cluster definitions on the local and target queue managers, and ensure that the channels between them are running. When the problem is corrected, the repository information will normally be updated automatically. The REFRESH CLUSTER command can be used to ensure that the repository information is up to date.

AMQ9437

Unable to commit repository manager changes.

Severity

30 : Severe error

Explanation

The repository manager tried to commit some internal operations but was unsuccessful. The reason code from the MQCMIT call was <insert_1>.

Response

Inspect the reason code. If it does not seem reasonable in the context of the other queue manager operations taking place at the time, then save any generated output files and use either the [WebSphere MQ Support site](http://www.ibm.com/software/support/isa/), or the IBM support assistant at <http://www.ibm.com/software/support/isa/>, to see whether a solution is already available. If you are unable to find a match, contact your IBM support center.

AMQ9438

CONNNAME could not be discovered for CLUSRCVR <insert_3>.

Severity

30 : Severe error

Explanation

TCP/IP CLUSRCVR <insert_3> was validly specified with a blank or absent CONNNAME parameter. However when the repository process, amqrrmfa, attempted to obtain the CONNNAME (IP address) for itself it was unable to. If there is an existing matching CLUSRCVR object in the cache its CONNNAME is used. The CONNNAME used was <insert_4>.

Response

Check the error log for a message arising from an associated TCP/IP call (gethostname, gethostbyname or inet_ntoa). Pass all the error information to your systems administrator.

AMQ9439

Repository corruption: bad CLQMGR object for channel <insert_3>.

Severity

30 : Severe error

Explanation

An internal error has occurred.

Response

Collect the items listed in the 'Problem determination' chapter in the System Administration guide and use either the [WebSphere MQ Support site](http://www.ibm.com/software/support/isa/), or the IBM support assistant at <http://www.ibm.com/software/support/isa/>, to see whether a solution is already available. If you are unable to find a match, contact your IBM support center.

AMQ9440

Reset command failed.

Severity

0 : Information

Explanation

Reset Cluster(<insert_3>) Qmname(<insert_4>) command failed. To issue this command, queue manager <insert_5> must be a repository for cluster <insert_3>. Alter the queue manager attributes Repos, or Reposnl, to include cluster <insert_3> and retry the command.

Response

None.

AMQ9441

Reset command processed.

Severity

0 : Information

Explanation

The reset Cluster(<insert_3>) Qmname(<insert_4>) command has processed on this repository and <insert_1> other queue managers have been sent notification.

Response

None.

AMQ9442

Refresh Cluster command processed.

Severity

0 : Information

Explanation

The Refresh Cluster(<insert_4>) command caused <insert_1> objects to be refreshed and <insert_2> objects to be republished.

Response

None.

AMQ9443

Suspend Qmgr Cluster command processed.

Severity

0 : Information

Explanation

The Suspend Qmgr Cluster command completed. <insert_1> objects suspended. In the case of a name list the cluster name is the first name in the list.

Response

None.

AMQ9444

Resume Qmgr Cluster command processed.

Severity

0 : Information

Explanation

The Resume Qmgr Cluster(<insert_4>) command completed. <insert_1> objects resumed. In the case of a name list the cluster name is the first name in the list.

Response

None.

AMQ9445

Error creating channel <insert_3>.

Severity

30 : Severe error

Explanation

Channel <insert_4> tried to replace itself by creating channel <insert_3>. The attempt to create the channel was unsuccessful for the following reason: "<insert_5>". A previous message may give further information.

Response

Rectify the problem which prevented successful creation of channel <insert_3>. Restart channel <insert_4>.

AMQ9446

Error deleting channel <insert_3>.

Severity

30 : Severe error

Explanation

Channel <insert_3> tried to delete itself after creating channel <insert_4> to replace it. The attempt to delete the channel was unsuccessful for the following reason: "<insert_5>".

Response

If channel <insert_3> still exists rectify the problem which prevented its deletion and then manually delete the channel.

AMQ9447

Unable to backout repository manager changes.

Severity

30 : Severe error

Explanation

The repository manager tried to back out some internal operations but was unsuccessful. The reason code from the MQBACK call was <insert_1>.

Response

Inspect the reason code. If it does not seem reasonable in the context of the other queue manager operations taking place at the time, then save any generated output files and use either the [WebSphere MQ Support site](#), or the IBM support assistant at <http://www.ibm.com/software/support/isa/>, to see whether a solution is already available. If you are unable to find a match, contact your IBM support center.

AMQ9448

Repository manager stopping because of errors. Restart in <insert_1> seconds.

Severity

30 : Severe error

Explanation

A severe error, as reported in the preceding messages, occurred during repository manager processing. The repository manager was unable to continue and terminates. The repository manager will try to restart after the specified interval.

Response

Correct the problem reported in the preceding messages.

AMQ9449

Repository manager restarted.

Severity

0 : Information

Explanation

The repository manager restarted successfully following an error.

Response

None.

AMQ9450

Usage: <insert_3> [-m QMgrName] -f OutputFile [-v OutputFileVersion]

Severity

10 : Warning

Explanation

Values passed to the channel table writer program were invalid.

The parameter string passed to this program is as follows:

```
[-m QMgrName] -f OutputFile [-v OutputFileVersion]
```

where OutputFileVersion can be either 2 or 5 (5 is the default)

Default values will be used for parameters not supplied.

Response

Correct the parameters passed to the channel table writer program and retry the operation.

AMQ9451 (Tandem)

Repository already active in CPU *<insert_1>*

Severity

0 : Information

Explanation

During initialization, a Repository Manager determined that the named CPU already had an active Repository Manager. This is probably caused by an incorrectly configured Pathway. Each CPU can support only one active Repository Manager.

Response

Ensure Pathway configuration only defines one Repository Manager per CPU

AMQ9453

FORCEREMOVE command failed, cluster *<insert_3>* target *<insert_4>* is not unique.

Severity

0 : Information

Explanation

The repository queue manager could not process a RESET ACTION(FORCEREMOVE) command for the indicated cluster and target queue manager, because there is more than one queue manager with the specified name in the cluster. The command is ignored.

Response

Reissue the command specifying the identifier (QMID) of the queue manager to be removed, rather than its name.

AMQ9453 (Tandem)

Repository Manager (CPU *<insert_1>*) partner in CPU *<insert_2>* closed

Severity

0 : Information

Explanation

The Repository Manager running in the first-named CPU noticed that a partner Repository Manager in the second-named CPU ended. This may be the result of the Queue Manager shutting down or it may indicate that the partner Repository Manager was forcibly stopped or suffered an error.

Response

If the Queue Manager is shutting down, this message is informational only. Otherwise, the MQSeries error log and/or the system log should be examined to determine why the partner Repository Manager ended.

AMQ9455

FORCEREMOVE command failed, cluster *<insert_3>*, target *<insert_4>*, not found.

Severity

0 : Information

Explanation

The repository queue manager could not process a RESET ACTION(FORCEREMOVE) command for the indicated cluster and target queue manager, because no information about that queue manager was found in the local repository. The command is ignored.

Response

Reissue the command, specifying the correct queue manager name or identifier.

AMQ9456

Update not received for queue *<insert_3>*, queue manager *<insert_4>* from full repository for cluster *<insert_5>*.

Severity

0 : Information

Explanation

The repository manager detected a queue that has been used in the last 30 days for which updated information should have been sent from a full repository. However, this has not occurred.

The repository manager will keep the information about this queue for a further 60 days.

Response

If the queue is still required, check that:

- 1) The cluster channels to and from the full repository and the queue manager that hosts the queue, are able to run.
- 2) The repository managers running on these queue managers have not ended abnormally.

AMQ9457

Repository available, cluster *<insert_4>*, channel *<insert_5>*, sender *<insert_3>*.

Severity

0 : Information

Explanation

The repository queue manager received a command from another queue manager, whose identifier is *<insert_3>*, reporting that it is again a repository for cluster *<insert_4>*. The cluster-sender channel *<insert_5>* is changed so that it can be used to access the other queue manager in relation to the the cluster.

Response

None.

AMQ9465

New cluster topic definition inconsistent.

Severity

10 : Warning

Explanation

The definition of cluster topic *<insert_3>* on the queue manager with UUID *<insert_4>* has a different *<insert_5>* attribute value than one or more cluster topics that already exist in the cluster cache. The existing topic objects are reported by message AMQ9466. All definitions of the same cluster topic should be identical, otherwise, problems may arise if your applications rely on one of these attributes to determine messaging behavior. For example, if an application opens a cluster topic and the different instances of the topic have different TOPICSTR values, the behavior of the message transfer depends on which instance of the topic happens to be selected when it is opened.

Response

Alter the definitions of the topic on the various queue managers so that they have identical values for all attributes.

AMQ9466

Cluster topic definitions inconsistent.

Severity

10 : Warning

Explanation

The definition of cluster topic *<insert_3>* on the queue manager with UUID *<insert_4>* has a different *<insert_5>* attribute value than a cluster topic being added to the cluster cache. The topic object being added is reported by message AMQ9465. All definitions of the same cluster topic should be identical, otherwise, problems may arise if your applications rely on one of these attributes to determine messaging behavior. For example, if an application opens a cluster topic and the different instances of the topic have different TOPICSTR values, the behavior of the message transfer depends on which instance of the topic happens to be selected when it is opened.

Response

Alter the definitions of the topic on the various queue managers so that they have identical values for all attributes.

AMQ9487

Remote queue manager is a standby queue manager.

Severity

30 : Severe error

Explanation

Channel <insert_3> is closing because the remote queue manager is a standby queue manager.

Response

None.

AMQ9488

Program cannot connect to the standby queue manager.

Severity

30 : Severe error

Explanation

The connection attempt to queue manager <insert_4> failed with reason code <insert_1> because the queue manager is a standby queue manager.

Response

Standby queue managers do not accept connections. Connect to the primary queue manager instead.

AMQ9489

The maximum number of instances, <insert_1>, of channel <insert_3> was reached.

Severity

30 : Severe error

Explanation

The server-connection channel <insert_3> is configured so that the maximum number of instances that can run at the same time is <insert_1>. This limit was reached.

Response

Try the operation again when a new instance can be started.

If the limit has been reached because there are too many connections from one or more of your client applications, consider changing the applications to make fewer connections.

If you are not making use of sharing conversations, consider switching to this mode of operation because several client connections can then share one channel instance.

AMQ9490

The maximum number of instances, <insert_1>, of channel <insert_3> was reached for an individual client.

Severity

30 : Severe error

Explanation

The server-connection channel <insert_3> is configured so that the maximum number of instances that can run at the same time for any individual client is <insert_1>. This limit was reached for the client with remote network address <insert_4>.

Response

Try the operation again when a new instance can be started for this client.

If the limit has been reached because there are too many connections from the relevant client application, consider changing the application to make fewer connections.

If you are not making use of sharing conversations, consider switching to this mode of operation because several client connections can then share one channel instance.

AMQ9491

Transmission Queue <insert_3> set to NOSHARE.

Severity

20 : Error

Explanation

The channel *<insert_4>* on queue manager *<insert_5>* cannot start because this queue manager has a setting for PipeLineLength greater than 1, and so multiple threads will run in this channel's MCA. Only the first thread would be able to open the Transmission Queue *<insert_3>* because it is set to be non-shareable.

Response

Check the definition of the Transmission Queue *<insert_3>* on queue manager *<insert_5>* and set it to be SHARE instead of NOSHARE. Alternatively, you can set all channels on this queue manager to use only a single thread, by using the PipeLineLength parameter.

AMQ9492

The *<insert_3>* responder program encountered an error.

Severity

30 : Severe error

Explanation

The responder program was started but detected an error.

Response

Look at previous error messages in the error files to determine the error encountered by the responder program.

AMQ9494

A protocol error was detected for channel *<insert_3>*.

Severity

30 : Severe error

Explanation

During communications with the remote queue manager, a TCP/IP read and receive call returned EINTR, indicating that it had been interrupted. Immediately after this the channel program detected a protocol error. The failure type was *<insert_1>* with associated data of *<insert_2>*.

Response

If you are running an AIX client you will avoid problems arising from EINTRs on TCP/IP reads, by writing your application so that system calls interrupted by signals are restarted. You must establish the signal handler with sigaction(2) and set the SA_RESTART flag in the sa_flags field of the new action structure. If you are running on a platform other than AIX, an AIX server, or an AIX client with an application that adheres to the restart guidelines provided above, contact the systems administrator who should examine the error logs to determine the cause of the failure.

AMQ9495

The CLWL exit *<insert_3>* is inconsistent with a dynamic cache.

Severity

30 : Severe error

Explanation

When the CLWL exit *<insert_3>* was called for the ExitReason MQXR_INIT, the value *<insert_1>* was returned in the ExitResponse2 field. This indicates the CLWL exit is incompatible with the Queue Manager cache type which is dynamic. Either change the Queue Manager cache type to static (using the Tuning Parameter, ClusterCacheType=STATIC) or rewrite the CLWL exit to be compatible with a dynamic cache". The CLWL exit has been suppressed.

Response

None.

AMQ9496

Channel ended by a remote exit.

Severity

30 : Severe error

Explanation

Channel program *<insert_3>* was ended because the channel exit at the remote end requested it.

Response

Examine the error logs at the remote end of the channel to see the reason why the remote exit ended the channel.

AMQ9498

The MQCD structure supplied was not valid.

Severity

30 : Severe error

Explanation

The value of the *<insert_3>* field has the value *<insert_4>*. This value is invalid for the operation requested.

Response

Change the parameter and retry the operation.

AMQ9499

A WebSphere MQ listener will end shortly.

Severity

0 : Information

Explanation

One listener detected in the system is scheduled for shutdown.

Response

None.

AMQ9500

No Repository storage

Severity

10 : Warning

Explanation

An operation failed because there was no storage available in the repository. An attempt was made to allocate *<insert_1>* bytes from *<insert_3>*.

Response

Reconfigure the Queue Manager to allocate a larger repository.

AMQ9501

Usage: *<insert_3>* [-m QMgrName] -c ChlName.

Severity

10 : Warning

Explanation

Values passed to the channel program are not valid. The parameter string passed to this program is as follows :-
[-m QMgrName] -c ChlName Default values will be used for parameters not supplied.

Response

Correct the parameters passed to the Channel program and retry the operation.

AMQ9502

Type of channel not suitable for action requested.

Severity

30 : Severe error

Explanation

The operation requested cannot be performed on channel *<insert_3>*. Some operations are only valid for certain channel types. For example, you can only ping a channel from the end sending the message.

Response

Check whether the channel name is specified correctly. If it is check that the channel has been defined correctly.

AMQ9503

Channel negotiation failed.

Severity

30 : Severe error

Explanation

Channel <insert_3> between this machine and the remote machine could not be established due to a negotiation failure.

Response

Tell the systems administrator, who should attempt to identify the cause of the channel failure using problem determination techniques. For example, look for FFST files, and examine the error logs on the local and remote systems where there may be messages explaining the cause of failure. More information may be obtained by repeating the operation with tracing enabled.

AMQ9504

A protocol error was detected for channel <insert_3>.

Severity

30 : Severe error

Explanation

During communications with the remote queue manager, the channel program detected a protocol error. The failure type was <insert_1> with associated data of <insert_2>.

Response

Contact the systems administrator who should examine the error logs to determine the cause of the failure.

AMQ9505

Channel sequence number wrap values are different.

Severity

30 : Severe error

Explanation

The sequence number wrap value for channel <insert_3> is <insert_1>, but the value specified at the remote location is <insert_2>. The two values must be the same before the channel can be started.

Response

Change either the local or remote channel definitions so that the values specified for the message sequence number wrap values are the same.

AMQ9506

Message receipt confirmation failed.

Severity

30 : Severe error

Explanation

Channel <insert_3> has ended because the remote queue manager did not accept the last batch of messages.

Response

The error log for the channel at the remote site will contain an explanation of the failure. Contact the remote Systems Administrator to resolve the problem.

AMQ9507

Channel <insert_3> is currently in-doubt.

Severity

30 : Severe error

Explanation

The requested operation cannot complete because the channel is in-doubt with host <insert_4>.

Response

Examine the status of the channel, and either restart a channel to resolve the in-doubt state, or use the RESOLVE CHANNEL command to correct the problem manually.

AMQ9508

Program cannot connect to the queue manager.

Severity

30 : Severe error

Explanation

The connection attempt to queue manager <insert_4> failed with reason code <insert_1>.

Response

Ensure that the queue manager is available and operational.

AMQ9509

Program cannot open queue manager object.

Severity

30 : Severe error

Explanation

The attempt to open either the queue or queue manager object <insert_4> on queue manager <insert_5> failed with reason code <insert_1>.

Response

Ensure that the queue is available and retry the operation.

AMQ9510

Messages cannot be retrieved from a queue.

Severity

30 : Severe error

Explanation

The attempt to get messages from queue <insert_4> on queue manager <insert_5> failed with reason code <insert_1>.

Response

If the reason code indicates a conversion problem, for example MQRC_SOURCE_CCSD_ERROR, remove the message(s) from the queue. Otherwise, ensure that the required queue is available and operational.

AMQ9511

Messages cannot be put to a queue.

Severity

30 : Severe error

Explanation

The attempt to put messages to queue <insert_4> on queue manager <insert_5> failed with reason code <insert_1>.

Response

Ensure that the required queue is available and operational.

AMQ9512

Ping operation is not valid for channel <insert_3>.

Severity

30 : Severe error

Explanation

Ping may only be issued for SENDER, SERVER or CLUSSDR channel types. Also, it may not be issued for an SSL channel on the HP-UX or Linux platforms.

Response

If the local channel is a receiver channel, you must issue the ping from the remote queue manager.

AMQ9513

Maximum number of channels reached.

Severity

30 : Severe error

Explanation

The maximum number of channels that can be in use simultaneously has been reached. The number of permitted channels is a configurable parameter in the queue manager configuration file.

Response

Wait for some of the operating channels to close. Retry the operation when some channels are available.

AMQ9514

Channel <insert_3> is in use.

Severity

30 : Severe error

Explanation

The requested operation failed because channel <insert_3> is currently active.

Response

Either end the channel manually, or wait for it to close, and retry the operation.

AMQ9515

Channel <insert_3> changed.

Severity

10 : Warning

Explanation

The statistics shown are for the channel requested, but it is a new instance of the channel. The previous channel instance has ended.

Response

None.

AMQ9516

File error occurred.

Severity

30 : Severe error

Explanation

The filesystem returned error code <insert_1> for file <insert_3>.

Response

Record the name of the file <insert_3> and tell the systems administrator, who should ensure that file <insert_3> is correct and available.

AMQ9516 (i5/OS)

File error occurred.

Severity

30 : Severe error

Explanation

The filesystem returned error code <insert_4> for file <insert_3>.

Response

Record the name of the file <insert_3> and tell the systems administrator, who should ensure that file <insert_3> is correct and available.

AMQ9517

File damaged.

Severity

30 : Severe error

Explanation

The program has detected damage to the contents of file <insert_3>.

Response

Record the values and tell the systems administrator who must restore a saved version of file <insert_3>. The return code was <insert_1> and the record length returned was <insert_2>.

AMQ9518

File <insert_3> not found.

Severity

30 : Severe error

Explanation

The program requires that the file *<insert_3>* is present and available.

Response

This may be caused by invalid values for the optional environment variables MQCHLLIB, MQCHLTAB or MQDATA. If these variables are valid or not set then record the name of the file and tell the systems administrator who must ensure that file *<insert_3>* is available to the program.

AMQ9519

Channel *<insert_3>* not found.

Severity

30 : Severe error

Explanation

The requested operation failed because the program could not find a definition of channel *<insert_3>*.

Response

Check that the name is specified correctly and the channel definition is available.

AMQ9520

Channel not defined remotely.

Severity

30 : Severe error

Explanation

There is no definition of channel *<insert_3>* at the remote location.

Response

Add an appropriate definition to the remote hosts list of defined channels and retry the operation.

AMQ9521

Host is not supported by this channel.

Severity

30 : Severe error

Explanation

The connection across channel *<insert_5>* was refused because the remote host *<insert_4>* did not match the host *<insert_3>* specified in the channel definition.

Response

Update the channel definition, or remove the explicit mention of the remote machine connection name.

AMQ9522

Error accessing the status table.

Severity

30 : Severe error

Explanation

The program could not access the channel status table.

Response

A value of *<insert_1>* was returned from the subsystem when an attempt was made to access the Channel status table. Contact the systems administrator, who should examine the log files to determine why the program was unable to access the status table.

AMQ9523

Remote host detected a protocol error.

Severity

30 : Severe error

Explanation

During communications through channel *<insert_3>*, the remote queue manager channel program detected a protocol error. The failure type was *<insert_1>* with associated data of *<insert_2>*.

Response

Tell the systems administrator, who should examine the error files to determine the cause of the failure.

AMQ9524

Remote queue manager unavailable.

Severity

30 : Severe error

Explanation

Channel <insert_3> cannot start because the remote queue manager is not currently available.

Response

Either start the remote queue manager, or retry the operation later.

AMQ9525

Remote queue manager is ending.

Severity

30 : Severe error

Explanation

Channel <insert_3> is closing because the remote queue manager is ending.

Response

None.

AMQ9526

Message sequence number error for channel <insert_3>.

Severity

30 : Severe error

Explanation

The local and remote queue managers do not agree on the next message sequence number. A message with sequence number <insert_1> has been sent when sequence number <insert_2> was expected. The remote host is <insert_4>.

Response

Determine the cause of the inconsistency. It could be that the synchronization information has become damaged, or has been backed out to a previous version. If the situation cannot be resolved, the sequence number can be manually reset at the sending end of the channel using the RESET CHANNEL command.

AMQ9527

Cannot send message through channel <insert_3>.

Severity

30 : Severe error

Explanation

The channel has closed because the remote queue manager cannot receive a message.

Response

Contact the systems administrator who should examine the error files of the remote queue manager, to determine why the message cannot be received, and then restart the channel.

AMQ9528

User requested closure of channel <insert_3>.

Severity

10 : Warning

Explanation

The channel is closing because of a request by the user.

Response

None.

AMQ9529

Target queue unknown on remote host.

Severity

30 : Severe error

Explanation

Communication using channel *<insert_3>* has ended because the target queue for a message is unknown at the remote host.

Response

Ensure that the remote host contains a correctly defined target queue, and restart the channel.

AMQ9530

Program could not inquire queue attributes.

Severity

30 : Severe error

Explanation

The attempt to inquire the attributes of queue *<insert_4>* on queue manager *<insert_5>* failed with reason code *<insert_1>*.

Response

Ensure that the queue is available and retry the operation.

AMQ9531

Transmission queue specification error.

Severity

30 : Severe error

Explanation

Queue *<insert_4>* identified as a transmission queue in the channel definition *<insert_3>* is not a transmission queue.

Response

Ensure that the queue name is specified correctly. If so, alter the queue usage parameter of the queue to that of a transmission queue.

AMQ9532

Program cannot set queue attributes.

Severity

30 : Severe error

Explanation

The attempt to set the attributes of queue *<insert_4>* on queue manager *<insert_5>* failed with reason code *<insert_1>*.

Response

Ensure that the queue is available and retry the operation.

AMQ9533

Channel *<insert_3>* is not currently active.

Severity

10 : Warning

Explanation

The channel was not stopped because it was not currently active. If attempting to stop a specific instance of a channel by connection name or by remote queue manager name this message indicates that the specified instance of the channel is not running.

Response

None.

AMQ9534

Channel *<insert_3>* is currently not enabled.

Severity

30 : Severe error

Explanation

The channel program ended because the channel is currently not enabled.

Response

Issue the START CHANNEL command to re-enable the channel.

AMQ9535

User exit not valid.

Severity

30 : Severe error

Explanation

Channel program *<insert_3>* ended because user exit *<insert_4>* is not valid.

Response

Ensure that the user exit is specified correctly in the channel definition, and that the user exit program is correct and available.

AMQ9536

Channel ended by an exit.

Severity

30 : Severe error

Explanation

Channel program *<insert_3>* was ended by exit *<insert_4>*.

Response

None.

AMQ9537

Usage: *<insert_3>* [-m QMgrName] [-q InitQ]

Severity

10 : Warning

Explanation

Values passed to the Channel Initiator program are not valid. The parameters should be passed as follows: [-m QMgrName] [-q InitQ] Default values are used for parameters that are not supplied.

Response

Correct the parameters passed to the program and retry the operation.

AMQ9538

Commit control error.

Severity

30 : Severe error

Explanation

An error occurred when attempting to start commitment control. Either exception *<insert_3>* was received when querying commitment status, or commitment control could not be started.

Response

Refer to the error log for other messages pertaining to this problem.

AMQ9539

No channels available.

Severity

30 : Severe error

Explanation

The channel initiator program received a trigger message to start an MCA program to process queue *<insert_3>*. The program could not find a defined, available channel to start.

Response

Ensure that there is a defined channel, which is enabled, to process the transmission queue.

AMQ9540

Commit failed.

Severity

30 : Severe error

Explanation

The program ended because return code *<insert_1>* was received when an attempt was made to commit change to the resource managers. The commit ID was *<insert_3>*.

Response

Tell the systems administrator.

AMQ9541

CCSID supplied for data conversion not supported.

Severity

30 : Severe error

Explanation

The program ended because, either the source CCSID *<insert_1>* or the target CCSID *<insert_2>* is not valid, or is not currently supported.

Response

Correct the CCSID that is not valid, or ensure that the requested CCSID can be supported.

AMQ9542

Queue manager is ending.

Severity

10 : Warning

Explanation

The program will end because the queue manager is quiescing.

Response

None.

AMQ9543

Status table damaged.

Severity

30 : Severe error

Explanation

The channel status table has been damaged.

Response

End all running channels and issue a DISPLAY CHSTATUS command to see the status of the channels. Use the standard facilities supplied with your system to record the problem identifier and to save any generated output files. Use either the [WebSphere MQ Support site](#), or the IBM support assistant at <http://www.ibm.com/software/support/isa/>, to see whether a solution is already available. If you are unable to find a match, contact your IBM support center. Do not discard these files until the problem has been resolved.

AMQ9544

Messages not put to destination queue.

Severity

10 : Warning

Explanation

During the processing of channel *<insert_3>* one or more messages could not be put to the destination queue and attempts were made to put them to a dead-letter queue. The location of the queue is *<insert_1>*, where 1 is the local dead-letter queue and 2 is the remote dead-letter queue.

Response

Examine the contents of the dead-letter queue. Each message is contained in a structure that describes why the message was put to the queue, and to where it was originally addressed. Also look at previous error messages to see if the attempt to put messages to a dead-letter queue failed. The program identifier (PID) of the

processing program was *<insert_4>*.

AMQ9545

Disconnect interval expired.

Severity

0 : Information

Explanation

Channel *<insert_3>* closed because no messages arrived on the transmission queue within the disconnect interval period.

Response

None.

AMQ9546

Error return code received.

Severity

30 : Severe error

Explanation

The program has ended because return code *<insert_1>* was returned from function *<insert_3>*

Response

Correct the cause of the failure and retry the operation.

AMQ9547

Type of remote channel not suitable for action requested.

Severity

30 : Severe error

Explanation

The operation requested cannot be performed because channel *<insert_3>* on the remote machine is not of a suitable type. For example, if the local channel is defined as a sender the remote machine must define its channel as either a receiver or requester.

Response

Check that the channel name is specified correctly. If it is, check that the remote channel has been defined correctly.

AMQ9548

Message put to the 'dead-letter queue'.

Severity

10 : Warning

Explanation

During processing a message has been put to the dead-letter queue.

Response

Examine the contents of the dead-letter queue. Each message is contained in a structure that describes why the message was put to the queue, and to where it was originally addressed.

AMQ9549

Transmission Queue *<insert_3>* inhibited for MQGET.

Severity

20 : Error

Explanation

An MQGET failed because the transmission queue had been previously inhibited for MQGET.

Response

None.

AMQ9550

Channel program *<insert_3>* cannot be stopped at this time.

Severity

30 : Severe error

Explanation

The channel program can not be terminated immediately but should end shortly.

Response

If the channel does not end in a short time issue the STOP CHANNEL command again.

AMQ9551

Protocol not supported by remote host

Severity

30 : Severe error

Explanation

The operation you are performing over Channel <insert_3> to the host at <insert_4> is not supported by the target host.

Response

Check that the connection name parameter is specified correctly and that the levels of the products in use are compatible.

AMQ9552

Security flow not received.

Severity

30 : Severe error

Explanation

During communications through channel <insert_3> the local security exit requested security data from the remote machine. The security data has not been received so the channel has been closed.

Response

Tell the systems administrator who should ensure that the security exit on the remote machine is defined correctly.

AMQ9553

The function is not supported.

Severity

30 : Severe error

Explanation

The <insert_3> function <insert_4> attempted is not currently supported on this platform.

Response

None.

AMQ9554

User not authorized.

Severity

30 : Severe error

Explanation

You are not authorized to perform the Channel operation.

Response

Tell the systems administrator who should ensure that the correct access permissions are available to you, and then retry the operation.

AMQ9555

File format error.

Severity

30 : Severe error

Explanation

The file <insert_3> does not have the expected format.

Response

Ensure that the file name is specified correctly.

AMQ9556

Channel synchronization file missing or damaged.

Severity

30 : Severe error

Explanation

The channel synchronization file *<insert_3>* is missing or does not correspond to the stored channel information for queue manager *<insert_4>*.

Response

Rebuild the synchronization file using the rcrmjob command `rcrmjob -t syncfile (-m q-mgr-name)`

AMQ9556 (i5/OS)

Channel synchronization file missing or damaged.

Severity

30 : Severe error

Explanation

The channel synchronization file *<insert_3>* is missing or does not correspond to the stored channel information for queue manager *<insert_4>*.

Response

Rebuild the synchronization file using the RCRMJOB command.

AMQ9557

Queue Manager User ID initialization failed.

Severity

30 : Severe error

Explanation

The call to initialize the User ID failed with CompCode *<insert_1>* and Reason *<insert_2>*.

Response

Correct the error and try again.

AMQ9558

The remote channel *<insert_3>* is not currently available.

Severity

30 : Severe error

Explanation

The channel program ended because an instance of channel *<insert_3>* could not be started on the remote system. This could be for one of the following reasons:

The channel is disabled.

The remote system does not have sufficient resources to run another instance of the channel.

In the case of a client-connection channel, the limit on the number of instances configured for the remote server-connection channel was reached.

Response

Check the remote system to ensure that the channel is able to run. Try the operation again.

AMQ9560

Rebuild Synchronization File - program started

Severity

0 : Information

Explanation

Rebuilding the Synchronization file for Queue Manager *<insert_3>* .

Response

None.

AMQ9561

Rebuild Synchronization File - program completed normally

Severity

0 : Information

Explanation

Rebuild Synchronization File program completed normally.

Response

None.

AMQ9562

Synchronization file in use.

Severity

30 : Severe error

Explanation

The Synchronization file *<insert_3>* is in use and cannot be recreated.

Response

Stop any channel activity and retry the rcrmobj command.

AMQ9562 (i5/OS)

Synchronization file in use.

Severity

30 : Severe error

Explanation

The Synchronization file *<insert_3>* is in use and cannot be recreated.

Response

Stop any channel activity and retry the RCRMQMOBJ command.

AMQ9563

Synchronization file cannot be deleted

Severity

30 : Severe error

Explanation

The filesystem returned error code *<insert_1>* for file *<insert_3>*.

Response

Tell the systems administrator who should ensure that file *<insert_3>* is available and not in use.

AMQ9564

Synchronization File cannot be created

Severity

30 : Severe error

Explanation

The filesystem returned error code *<insert_1>* for file *<insert_3>*.

Response

Tell the systems administrator.

AMQ9565

No dead-letter queue defined.

Severity

30 : Severe error

Explanation

The queue manager <insert_4> does not have a defined dead-letter queue. A message cannot be transferred across channel <insert_5>. The reason code is <insert_1>. The destination queue is <insert_3>.

Response

Either correct the problem that caused the program to try and write a message to the dead-letter queue or create a dead-letter queue for the queue manager.

AMQ9566

Invalid MQSERVER value

Severity

30 : Severe error

Explanation

The value of the MQSERVER environment variable was <insert_3>. The variable should be in the format 'ChannelName/Protocol/ConnectionName'.

Response

Correct the MQSERVER value and retry the operation.

AMQ9572

Message header is not valid.

Severity

30 : Severe error

Explanation

Channel <insert_3> is stopping because a message header is not valid. During the processing of the channel, a message was found that has a header that is not valid. The dead-letter queue has been defined as a transmission queue, so a loop would be created if the message had been put there.

Response

Correct the problem that caused the message to have a header that is not valid.

AMQ9573

Maximum number of active channels reached.

Severity

30 : Severe error

Explanation

There are too many channels active to start another. The current defined maximum number of active channels is <insert_1>.

Response

Either wait for some of the operating channels to close or use the stop channel command to close some channels. Retry the operation when some channels are available. The maximum number of active channels is a configurable parameter in the queue manager configuration file.

AMQ9574

Channel <insert_3> can now be started.

Severity

30 : Severe error

Explanation

Channel <insert_3> has been waiting to start, but there were no channels available because the maximum number of active channels was running. One, or more, of the active channels has now closed so this channel can start.

AMQ9575

DCE Security: failed to get the user's login name.

Severity

30 : Severe error

Explanation

System call <insert_4> to get the login name of the user running WebSphere MQ client application process

<insert_1> failed with error value <insert_2>. This occurred in security exit function create_cred. The exit will now attempt to open channel <insert_3> using the DCE default login context.

Response

If you wish to run using the DCE default login context take no action. If you wish to run using the user's login name as the DCE security exit principal examine the documentation for the operating system on which you are running MQ clients and reconfigure the operating system as necessary to allow the <insert_4> call to succeed.

AMQ9576

DCE Security: an exit could not allocate memory.

Severity

30 : Severe error

Explanation

A DCE exit was unsuccessful in obtaining the memory it needed. The failure occurred in exit function <insert_4>. Channel <insert_3> is closed.

Response

Make more memory available to the WebSphere MQ system and restart the relevant channel.

AMQ9577

DCE security exit: no partner name.

Severity

30 : Severe error

Explanation

Channel <insert_3> has not been opened because the DCE security exit which initiates the security context was not passed a valid partner name. When the DCE security exit is called to initiate the security context it is essential that the PartnerName field in the MQCXP structure contains a valid partner name. On this call it did not. This can arise as a result of a usage error, for instance only specifying the security exit on one end of the channel. The error was reported from security exit function savePartnerName.

Response

Check your usage of the DCE security exit for errors, such as only specifying the exit in one of the matching channel definitions. Correct any errors found and retry.

AMQ9578

DCE Security: bad return from DCE call.

Severity

30 : Severe error

Explanation

Channel <insert_3> has been closed because one of the DCE channel exits received a bad return code from DCE.

Response

Consult the appropriate DCE manuals to find out the meaning of major_status <insert_1> and minor_status <insert_2> on call <insert_5>. Then rectify the error. The exit function name is <insert_4>.

AMQ9579

DCE Security: partner name does not match target.

Severity

30 : Severe error

Explanation

The DCE Security exit was requested to perform a trusted channel check: target partner name <insert_4> was specified in the SCYDATA field of channel <insert_3>. The actual partner name associated with channel <insert_3> was <insert_5>, so the security exit suppressed the channel.

Response

Examine the channel definition of channel <insert_3> and alter it so that the relevant name on the partner system matches that specified in the SCYDATA field.

AMQ9580

DCE Security: invalid message received.

Severity

30 : Severe error

Explanation

An IBM-supplied DCE exit on channel *<insert_3>* received a message that was not generated by a matching exit, or was not the expected type of message. The header.mechanism field had value *<insert_1>*. The header.msgtype field had value *<insert_2>*. The name of the exit function in which the error was discovered is *<insert_4>*.

Response

Make sure that the exits at both ends of the channel generate compatible flows.

AMQ9581

DCE Security: wrong exit called.

Severity

30 : Severe error

Explanation

Exit *<insert_4>* on channel *<insert_3>* was called for use as a WebSphere MQ exit of the wrong type. DCE_SEC_SCY_CHANNELEXIT functions as a security exit; DCE_SEC_SRM_CHANNELEXIT functions as a send, receive or message exit. The ExitId parameter passed to the exit was *<insert_1>*.

Response

Alter the exit definitions to ensure that exit *<insert_4>* is called correctly.

AMQ9582

DCE Security: invalid exit function requested.

Severity

30 : Severe error

Explanation

Exit *<insert_4>* on channel *<insert_3>* was called with an invalid ExitReason (value *<insert_1>*).

Response

Check that the exit is being run with a compatible release of WebSphere MQ base code. If not then correct it. If it is, save any generated output files and use either the [WebSphere MQ Support site](http://www.ibm.com/software/support/isa/), or the IBM support assistant at <http://www.ibm.com/software/support/isa/>, to see whether a solution is already available. If you are unable to find a match, contact your IBM support center.

AMQ9583

The DCE security exit was not run.

Severity

30 : Severe error

Explanation

The DCE_SEC_SRM_CHANNELEXIT exit was called on channel *<insert_3>*; the value of pContext->mechanism (*<insert_1>*) passed was not valid.

Response

This is probably because the DCE_SEC_SRM_CHANNELEXIT exit has been called without first calling the DCE_SEC_SCY_CHANNELEXIT security exit. Alter the system so that either both or neither are run.

AMQ9584

DCE Security: message too short.

Severity

30 : Severe error

Explanation

The DCE_SEC_SRM_CHANNELEXIT receive or message exit was called on channel *<insert_3>* to process an incoming message. The pDataLength parameter supplied to the exit indicated that the message received was too short to be a valid message for the relevant exit. The *pDataLength value was *<insert_1>*.

Response

Configure the system so that compatible send/receive/message exits are run at both ends of the channel.

AMQ9585

Maximum number of channel initiators reached.

Severity

30 : Severe error

Explanation

The maximum number of channels initiators that can be in use simultaneously has been reached. The number of permitted channel initiators is a configurable parameter in the queue manager configuration file.

Response

Wait for one or more channel initiators to close and retry the operation or modify the configuration file to allow more initiators and restart the Queue Manager.

AMQ9586

Program cannot create queue manager object.

Severity

30 : Severe error

Explanation

The attempt to create object <insert_4> on queue manager <insert_5> failed with reason code <insert_1>.

Response

Use the standard facilities supplied with your system to record the problem identifier. Save any generated output files and use either the [WebSphere MQ Support site](http://www.ibm.com/software/support/isa/), or the IBM support assistant at <http://www.ibm.com/software/support/isa/>, to see whether a solution is already available. If you are unable to find a match, contact your IBM support center.

AMQ9587

Program cannot open queue manager object.

Severity

30 : Severe error

Explanation

The attempt to open object <insert_4> on queue manager <insert_5> failed with reason code <insert_1>.

Response

Use the standard facilities supplied with your system to record the problem identifier. Save any generated output files and use either the [WebSphere MQ Support site](http://www.ibm.com/software/support/isa/), or the IBM support assistant at <http://www.ibm.com/software/support/isa/>, to see whether a solution is already available. If you are unable to find a match, contact your IBM support center.

AMQ9588

Program cannot update queue manager object.

Severity

30 : Severe error

Explanation

The attempt to update object <insert_4> on queue manager <insert_5> failed with reason code <insert_1>.

Response

Use the standard facilities supplied with your system to record the problem identifier. Save any generated output files and use either the [WebSphere MQ Support site](http://www.ibm.com/software/support/isa/), or the IBM support assistant at <http://www.ibm.com/software/support/isa/>, to see whether a solution is already available. If you are unable to find a match, contact your IBM support center.

AMQ9589

Program cannot query queue manager object.

Severity

30 : Severe error

Explanation

The attempt to query object <insert_4> on queue manager <insert_5> failed with reason code <insert_1>.

Response

Use the standard facilities supplied with your system to record the problem identifier. Save any generated output files and use either the [WebSphere MQ Support site](http://www.ibm.com/software/support/isa/), or the IBM support assistant at <http://www.ibm.com/software/support/isa/>, to see whether a solution is already available. If you are unable to find a match, contact your IBM support center.

AMQ9590

Program cannot close queue manager object.

Severity

30 : Severe error

Explanation

The attempt to close object *<insert_4>* on queue manager *<insert_5>* failed with reason code *<insert_1>*.

Response

Use the standard facilities supplied with your system to record the problem identifier. Save any generated output files and use either the [WebSphere MQ Support site](http://www.ibm.com/software/support/isa/), or the IBM support assistant at <http://www.ibm.com/software/support/isa/>, to see whether a solution is already available. If you are unable to find a match, contact your IBM support center.

AMQ9591

Program cannot prepare queue manager object.

Severity

30 : Severe error

Explanation

The attempt to prepare object *<insert_4>* on queue manager *<insert_5>* failed with reason code *<insert_1>*.

Response

Use the standard facilities supplied with your system to record the problem identifier. Save any generated output files and use either the [WebSphere MQ Support site](http://www.ibm.com/software/support/isa/), or the IBM support assistant at <http://www.ibm.com/software/support/isa/>, to see whether a solution is already available. If you are unable to find a match, contact your IBM support center.

AMQ9592

Program cannot resolve queue manager object.

Severity

30 : Severe error

Explanation

The attempt to resolve object *<insert_4>* on queue manager *<insert_5>* failed with reason code *<insert_1>*.

Response

Use the standard facilities supplied with your system to record the problem identifier. Save any generated output files and use either the [WebSphere MQ Support site](http://www.ibm.com/software/support/isa/), or the IBM support assistant at <http://www.ibm.com/software/support/isa/>, to see whether a solution is already available. If you are unable to find a match, contact your IBM support center.

AMQ9593

Program cannot delete queue manager object.

Severity

30 : Severe error

Explanation

The attempt to delete object *<insert_4>* on queue manager *<insert_5>* failed with reason code *<insert_1>*.

Response

Use the standard facilities supplied with your system to record the problem identifier. Save any generated output files and use either the [WebSphere MQ Support site](http://www.ibm.com/software/support/isa/), or the IBM support assistant at <http://www.ibm.com/software/support/isa/>, to see whether a solution is already available. If you are unable to find a match, contact your IBM support center.

AMQ9594

Usage: runmqfmt [filename].

Severity

0 : Information

Explanation

Syntax for the usage of runmqfmt.

Response

None.

AMQ9595

Usage: endmqslr [-w] [-m QMgrName]

Severity

10 : Warning

Explanation

The correct usage is shown.

Response

Correct the parameters passed to the endmqslr program and retry the operation.

AMQ9596

Queue Manager <insert_3> still running

Severity

30 : Severe error

Explanation

The requested operation can not complete because queue manager <insert_3> is still running.

Response

End the queue manager and retry the operation.

AMQ9597

No WebSphere MQ listeners for Queue Manager <insert_3>.

Severity

0 : Information

Explanation

No listener processes were found in the system for Queue Manager <insert_3>.

Response

None.

AMQ9598

<insert_1> WebSphere MQ listeners will end shortly.

Severity

0 : Information

Explanation

<insert_1> listeners detected in the system are scheduled for shutdown.

Response

None.

AMQ9599

Program could not open a queue manager object.

Severity

30 : Severe error

Explanation

The attempt to open either the queue or queue manager object <insert_4> on queue manager <insert_5> by user <insert_3> failed with reason code <insert_1>.

Response

Ensure that the queue is available and retry the operation. If the message is from a remote Queue Manager, check the Message Channel Agent User Identifier has the correct authority.

AMQ9601

Program could not inquire on queues on this queue manager.

Severity

30 : Severe error

Explanation

The WebSphere MQ clustering repository program was attempting to find out about the queues on queue manager *<insert_3>*. One of the calls failed with reason code *<insert_1>*. The repository command was backed out and the repository process went into a timed wait.

Response

Correct the error. When the repository process restarts it processes the backed out command again and continues.

AMQ9602

Maximum number of channel processes reached.

Severity

30 : Severe error

Explanation

The channel can not start because the number of channel processes has already reached the maximum allowable value. The maximum number of channels processes is configured as *<insert_1>*. This value is a configurable parameter in the queue manager configuration file.

Response

Wait for some of the operating channels to close. Retry the operation when some channels are available.

AMQ9603

Error accessing the process pool shared segment.

Severity

30 : Severe error

Explanation

The program could not access the process pool shared segment

Response

A value of *<insert_1>* was returned from the subsystem when an attempt was made to access the Channel process pool shared memory. Contact the systems administrator, who should examine the log files to determine why the program was unable to access the process pool shared segment.

AMQ9604

Channel *<insert_3>* terminated unexpectedly

Severity

30 : Severe error

Explanation

The process or thread executing channel *<insert_3>* is no longer running. The check process system call returned *<insert_1>* for process *<insert_2>*.

Response

No immediate action is required because the channel entry has been removed from the list of running channels. Inform the system administrator who should examine the operating system procedures to determine why the channel process has terminated.

AMQ9605

<insert_1> WebSphere MQ listeners have been ended.

Severity

0 : Information

Explanation

<insert_1> listeners detected in the system have been ended.

Response

None.

AMQ9606

A WebSphere MQ listener has ended.

Severity

0 : Information

Explanation

One listener detected in the system has been ended.

Response

None.

AMQ9608

Remote resources in recovery

Severity

30 : Severe error

Explanation

Channel <insert_3> could not establish a successful connection with the remote Queue Manager because resources are being recovered.

Response

Restart the channel at a later time. If the problem persists then examine the error logs of the remote Queue Manager to see the full explanation of the cause of the problem.

AMQ9610

AMQ<insert_1> messages suppressed

Severity

0 : Information

Explanation

<insert_2> messages of type AMQ<insert_1> were suppressed

Response

Message suppression is controlled by MQ_CHANNEL_SUPPRESS_MSGS and MQ_CHANNEL_SUPPRESS_INTERVAL environment variables.

AMQ9611

Rebuild Client Channel Table - program completed normally

Severity

0 : Information

Explanation

Rebuild Client Channel Table program completed normally.

Response

None.

AMQ9612

<insert_1> WebSphere MQ listeners could not be ended.

Severity

0 : Information

Explanation

The request to the end the WebSphere MQ listeners for specified Queue Manager was completed however <insert_1> listeners could not be stopped. Reasons why listener may not be stopped are:

The listener process contains channels which are still active.

Response

Active channels may be stopped using the 'STOP CHANNEL' command or by ending the Queue Manager, and reissuing the end-listener request.

AMQ9614 (i5/OS)

Certificate is not signed by a trusted Certificate Authority.

Severity

0 : Information

Explanation

The attempt to start channel <insert_3> failed because the certificate used in the SSL handshake is not signed

by a Certificate Authority (CA) listed in the certificate trust list for this queue manager. This error occurs when the SSL key repository for the queue manager is specified as '*SYSTEM' and the application definition in Digital Certificate Manager has been modified to specify a CA trust list.

Response

Use Digital Certificate Manager to add the required Certificate Authority (CA) certificates to the application definitions CA trust list.

AMQ9615 (i5/OS)

Queue Manager is not registered with DCM.

Severity

0 : Information

Explanation

The attempt to start channel *<insert_3>* failed because the queue manager is not registered as a SSL server application with Digital Certificate Manager (DCM). This error occurs when the SSL key repository for the queue manager is specified as '*SYSTEM' but WebSphere MQ cannot register the queue manager as an SSL server application with DCM, or alternatively when the application definition for the queue manager has been manually removed from DCM.

Response

Attempt to re-register the queue manager with Digital Certificate Manager by issuing CHGMQM SSLKEYR (*SYSTEM). If this is unsuccessful you may need to manually add the application definition through Digital Certificate Manager, see the WebSphere MQ Security manual for more details.

AMQ9616

The CipherSpec proposed is not enabled on the SSL server.

Severity

30 : Severe error

Explanation

The SSL subsystem at the SSL server end of a channel been configured in such a way that it has rejected the CipherSpec proposed by an SSL client. This rejection occurred during the SSL handshake (i.e. it happened before the proposed CipherSpec was compared with the CipherSpec in the SSL server channel definition). This error most commonly occurs when the choice of acceptable CipherSpecs has been limited by setting the SSLFipsRequired attribute on the SSL server queue manager while the SSL client is trying to connect with a CipherSpec which is not FIPS-certified on the SSL server. The channel is *<insert_3>*; in some cases its name cannot be determined and so is shown as '????'. The channel did not start.

Response

Analyse why the proposed CipherSpec was not enabled on the SSL server. Alter the client CipherSpec, or reconfigure the SSL server to accept the original client CipherSpec. Restart the channel.

AMQ9617

Parameter requesting FIPS has an invalid value.

Severity

30 : Severe error

Explanation

An SSL channel running on an MQ client has failed to start. This is because the value specified for the MQSSLFIPS environment variable, or in the MQSCO FipsRequired field, is invalid. The value specified was "*<insert_3>*".

Response

Set the MQSSLFIPS environment variable, or the MQSCO FipsRequired field, to a valid value. Restart the channel.

AMQ9618

SSLCRLNL attribute points to a namelist with no names.

Severity

30 : Severe error

Explanation

An SSL channel has failed to start because the SSLCRLNL queue manager attribute points to a namelist with an empty list of names.

Response

► If OCSP or CRL checking is required, set up the namelist referenced by SSLCRLNL with a non-empty list of authentication information object names. If no OCSP or CRL checking is required, clear the SSLCRLNL queue manager attribute. Restart the failing channel.◀

AMQ9619

SSL cannot be run from an unthreaded HP-UX MQ client.

Severity

30 : Severe error

Explanation

On HP-UX, SSL cannot be run from a WebSphere MQ client which was linked with the unthreaded client libraries.

Response

Either relink your client application with the threaded client libraries, or do not attempt to use SSL from this application.

AMQ9620

Internal error on call to SSL function on channel *<insert_3>*.

Severity

30 : Severe error

Explanation

An error indicating a software problem was returned from a function which is used to provide SSL support. The error code returned was *<insert_1>*. The function call was *<insert_4>*. The channel is *<insert_3>*; in some cases its name cannot be determined and so is shown as '????'. The channel did not start.

Response

Collect the items listed in the 'Problem determination' section of the System Administration manual and use either the [WebSphere MQ Support site](#), or the IBM support assistant at <http://www.ibm.com/software/support/isa/>, to see whether a solution is already available. If you are unable to find a match, contact your IBM support center.

AMQ9620 (i5/OS)

Unexpected SSL error on call to *<insert_4>*.

Severity

0 : Information

Explanation

An unexpected SSL error was returned from function *<insert_4>* for channel *<insert_3>*. The error code returned was *<insert_1>*. GSKit error codes are documented in the MQ manuals and also in the GSKSSL member of the H file in library QSYSINC.

Response

Collect the items listed in the 'Problem determination' section of the System Administration manual and use either the [WebSphere MQ Support site](#), or the IBM support assistant at <http://www.ibm.com/software/support/isa/>, to see whether a solution is already available. If you are unable to find a match, contact your IBM support center.

AMQ9621

Error on call to SSL function ignored on channel *<insert_3>*.

Severity

10 : Warning

Explanation

An error indicating a software problem was returned from a function which is used to provide SSL support. The error code returned was *<insert_1>*. The function call was *<insert_4>*. The channel is *<insert_3>*; in some cases its name cannot be determined and so is shown as '????'. This error is not regarded as sufficiently serious to interrupt channel operation; channel operation was not affected.

Response

None.

AMQ9622

AUTHINFO object *<insert_1>* does not exist.

Severity

30 : Severe error

Explanation

➤ A channel or channel process has failed to start because the namelist of AUTHINFO objects includes the name *<insert_1>*, but no AUTHINFO object of that name exists.◀

Response

Ensure all the names in the namelist specified on the SSLCRLNL queue manager attribute correspond to AUTHINFO objects which are to be used on the SSL channels. Restart the failing channel or channel process.

AMQ9623

Error inquiring on AUTHINFO object *<insert_3>*.

Severity

30 : Severe error

Explanation

A channel or channel process has failed to start because reason code *<insert_1>* was returned when an inquire was performed on AUTHINFO object *<insert_3>*.

Response

Look at the MQRC_ values in the WebSphere MQ Application Programming Reference to determine the meaning of reason code *<insert_1>*, correct the error, and restart the failing channel or channel process.

AMQ9624

➤ AUTHINFO object *<insert_3>* is not of type CRLLDAP or OCSP.◀

Severity

30 : Severe error

Explanation

A channel or channel process has failed to start because one of the AUTHINFO objects specified in the SSLCRLNL namelist does not have a valid AUTHTYPE. Instead the type value is *<insert_1>*.

Response

Include only AUTHINFO objects with AUTHTYPE CRLLDAP or AUTHTYPE OCSP in the namelist specified on the SSLCRLNL queue manager attribute. Restart the channel or channel process.

AMQ9625

AUTHINFO object *<insert_3>* was specified with an invalid CONNAME.

Severity

30 : Severe error

Explanation

A channel or channel process has failed to start because one of the AUTHINFO objects specified in the SSLCRLNL namelist has an invalid CONNAME parameter. The invalid value is *<insert_4>*.

Response

Correct the invalid parameter. Restart the channel or channel process.

AMQ9626

Channel hanging while initializing SSL.

Severity

30 : Severe error

Explanation

The current channel cannot start because another channel is hanging while initializing the SSL subsystem.

Response

Investigate the reason for the hang on the other channel. Once this is rectified, restart this channel.

AMQ9627

The path and stem name for the SSL key repository have not been specified.

Severity

30 : Severe error

Explanation

The directory path and file stem name for the SSL key repository have not been specified. On a MQ client system there is no default location for this file. SSL connectivity is therefore impossible as this file cannot be accessed.

Response

Use the MQSSLKEYR environment variable or MQCONN API call to specify the directory path and file stem name for the SSL key repository.

AMQ9628

An LDAP server containing CRLs was specified with an invalid CONNAME.

Severity

30 : Severe error

Explanation

The WebSphere MQ client has failed to connect because an invalid CONNAME was found for one of the LDAP servers containing CRLs. The invalid value is *<insert_3>*.

Response

Correct the invalid parameter. If the LDAP details were defined on a queue manager system, regenerate the client definitions. Reconnect.

AMQ9629

Bad SSL cryptographic hardware parameters.

Severity

30 : Severe error

Explanation

The following string was supplied to specify or control use of SSL cryptographic hardware: *<insert_4>*. This string does not conform to any of the MQ SSL cryptographic parameter formats. The channel is *<insert_3>*. The channel did not start.

Response

Correct your SSL cryptographic hardware parameters and restart the channel.

AMQ9630

An expired SSL certificate was loaded.

Severity

30 : Severe error

Explanation

An SSL certificate that was loaded was not corrupt, but failed validation checks on its date fields. The certificate has either expired, or its date is not valid yet (that is, the from date is later than today), or the validity date range is incorrect (for example, the to date is earlier than the from date).

Response

Ensure that the specified SSL certificate has a valid expiry date.

AMQ9631

The CipherSpec negotiated during the SSL handshake does not match the required CipherSpec for channel *<insert_3>*.

Severity

30 : Severe error

Explanation

There is a mismatch between the CipherSpecs on the local and remote ends of channel *<insert_3>*. The channel will not run until this mismatch is resolved. The CipherSpec required in the local channel definition is *<insert_4>*. The name of the CipherSpec negotiated during the SSL handshake is *<insert_5>*. A code is displayed if the name of the negotiated CipherSpec cannot be determined.

Response

Change the channel definitions for *<insert_3>* so the two ends have matching CipherSpecs and restart the channel. If the certificate in use by one end of the channel is a Global Server Certificate, then the negotiated CipherSpec may not match that specified on either end of the channel. This is because the SSL protocol allows a Global Server Certificate to automatically negotiate a higher level of encryption. In these cases specify a CipherSpec which meets the requirements of the Global Server Certificate.

AMQ9631 (i5/OS)

The CipherSpecs at the ends of channel *<insert_3>* do not match.

Severity

30 : Severe error

Explanation

There is a mismatch between the CipherSpecs on the local and remote ends of channel *<insert_3>*. The channel will not run until this mismatch is resolved. The local CipherSpec is *<insert_4>* and the remote CipherSpec is *<insert_5>*.

Response

Change the channel definition for *<insert_3>* so that both ends have matching CipherSpecs and restart the channel.

AMQ9633

Bad SSL certificate for channel *<insert_3>*.

Severity

30 : Severe error

Explanation

A certificate encountered during SSL handshaking is regarded as bad for one of the following reasons:

- (a) it was formatted incorrectly and could not be validated
- (b) it was formatted correctly but failed validation against the Certification Authority (CA) root and other certificates held on the local system
- (c) it was found in a Certification Revocation List (CRL) on an LDAP server
- (d) a CRL was specified but the CRL could not be found on the LDAP server
- (e) an OCSP responder has indicated that it is revoked ◀

The channel is *<insert_3>*; in some cases its name cannot be determined and so is shown as '????'. The channel did not start.

Response

Check which of the possible causes applies on your system. Correct the error, and restart the channel.

AMQ9634

SSL security context expired.

Severity

30 : Severe error

Explanation

During an SSL operation to encrypt or decrypt a secured message, the SSL security context, which is used to secure communications and was previously established with the remote party, has expired because the remote party has shut down. The secured message has not been encrypted or decrypted. This failure has closed WebSphere MQ channel name *<insert_3>*. If the name is '????', the name is unknown. The SSL operation was *<insert_4>* and its completion code was *<insert_5>*.

Response

Determine why the remote party has shut down and if necessary re-start the channel. The shut down might be the result of controlled termination by a system administrator, or the result of an unexpected termination due to an error. The SSL operation is described in the Windows Schannel reference manual.

AMQ9635

Channel *<insert_3>* did not specify a valid CipherSpec.

Severity

30 : Severe error

Explanation

Channel *<insert_3>* did not specify a valid CipherSpec.

Response

Change channel *<insert_3>* to specify a valid CipherSpec.

AMQ9635 (i5/OS)

Channel <insert_3> did not specify a valid CipherSpec.

Severity

30 : Severe error

Explanation

Channel <insert_3> did not specify a valid CipherSpec, or it specified a CipherSpec that is not available from the IBM Cryptographic Access Provider product installed on this machine. CipherSpecs that use 128-bit encryption algorithms are only available in 5722-AC3 (128-bit) IBM Cryptographic Access Provider.

Response

Change channel <insert_3> to specify a valid CipherSpec that is available from the IBM Cryptographic Access Provider product installed on this machine. Check that the CipherSpec you are using is available on this machine in either the 5722-AC2 (56-bit) IBM Cryptographic Access Provider or 5722-AC3 (128-bit) IBM Cryptographic Access Provider licensed program.

AMQ9636

SSL distinguished name does not match peer name, channel <insert_3>.

Severity

30 : Severe error

Explanation

The distinguished name, <insert_4>, contained in the SSL certificate for the remote end of the channel does not match the local SSL peer name for channel <insert_3>. The distinguished name at the remote end must match the peer name specified (which can be generic) before the channel can be started.

Response

If this remote system should be allowed to connect, either change the SSL peer name specification for the local channel so that it matches the distinguished name in the SSL certificate for the remote end of the channel, or obtain the correct certificate for the remote end of the channel. Restart the channel.

AMQ9637

Channel is lacking a certificate.

Severity

30 : Severe error

Explanation

The channel is lacking a certificate to use for the SSL handshake. The channel name is <insert_3> (if '????' it is unknown at this stage in the SSL processing). The channel did not start.

Response

Make sure the appropriate certificates are correctly configured in the key repositories for both ends of the channel.

If you have migrated from WebSphere MQ V5.3 to V6, it is possible that the missing certificate is due to a failure during SSL key repository migration. Check the relevant error logs. If these show that an orphan certificate was encountered then you should obtain the relevant missing certification authority (signer) certificates and then import these and the orphan certificate into the WebSphere MQ V6 key repository, and then re-start the channel.

AMQ9638

SSL communications error for channel <insert_3>.

Severity

30 : Severe error

Explanation

An unexpected SSL communications error occurred for a channel, as reported in the preceding messages. The channel is <insert_3>; in some cases its name cannot be determined and so is shown as '????'. The channel did not start.

Response

Investigate the problem reported in the preceding messages. Review the local and remote console logs for reports of network errors. Correct the errors and restart the channel.

AMQ9639

Remote channel <insert_3> did not specify a CipherSpec.

Severity

30 : Severe error

Explanation

Remote channel <insert_3> did not specify a CipherSpec when the local channel expected one to be specified. The channel did not start.

Response

Change the remote channel <insert_3> to specify a CipherSpec so that both ends of the channel have matching CipherSpecs.

AMQ9640

SSL invalid peer name, channel <insert_3>, attribute <insert_5>.

Severity

30 : Severe error

Explanation

The SSL peer name for channel <insert_3> includes a distinguished name attribute key <insert_5> which is invalid or unsupported. The channel did not start.

Response

Correct the SSL peer name for the channel. Restart the channel.

AMQ9641

Remote CipherSpec error for channel <insert_3>.

Severity

30 : Severe error

Explanation

The remote end of channel <insert_3> has had a CipherSpec error. The channel did not start.

Response

Review the error logs on the remote system to discover the problem with the CipherSpec.

AMQ9642

No SSL certificate for channel <insert_3>.

Severity

30 : Severe error

Explanation

The channel <insert_3> did not supply a certificate to use during SSL handshaking, but a certificate is required by the remote queue manager. The channel did not start.

Response

Ensure that the key repository of the local queue manager or MQ client contains an SSL certificate which is associated with the queue manager or client. Alternatively, if appropriate, change the remote channel definition so that its SSLCAUTH attribute is set to OPTIONAL and it has no SSLPEER value set.

If you have migrated from WebSphere MQ V5.3 to V6, it is possible that the missing certificate is due to a failure during SSL key repository migration. Check the relevant error logs. If these show that an orphan certificate was encountered then you should obtain the relevant missing certification authority (signer) certificates and then import these and the orphan certificate into the WebSphere MQ V6 key repository, and then re-start the channel.

AMQ9642 (i5/OS)

No SSL certificate for channel <insert_3>.

Severity

0 : Information

Explanation

The channel <insert_3> did not supply a certificate to use during SSL handshaking, but a certificate is required by the remote queue manager. The channel did not start.

Response

If the SSL key repository for the queue manager has been specified as '*SYSTEM' ensure that a certificate has

been associated with the application description for the queue manager in Digital Certificate Manager. Alternatively, if appropriate, change the remote channel definition so that its SSLCAUTH attribute is set to OPTIONAL and it has no SSLPEER value set.

AMQ9643

Remote SSL peer name error for channel *<insert_3>*.

Severity

30 : Severe error

Explanation

The remote end of channel *<insert_3>* has had an SSL peer name error. The channel did not start.

Response

Review the error logs on the remote system to discover the problem with the peer name.

AMQ9645

Correctly labeled SSL certificate missing on channel *<insert_3>*.

Severity

30 : Severe error

Explanation

The key database file in use has not been set up with a correctly labeled SSL certificate. The channel is *<insert_3>*; in some cases its name cannot be determined and so is shown as '????'. The channel did not start.

Response

Add a correctly labeled SSL certificate to the current key database file. Restart the channel.

AMQ9646

Channel *<insert_3>* could not connect to any LDAP CRL servers.

Severity

30 : Severe error

Explanation

LDAP Certification Revocation List (CRL) servers were specified but a connection could not be established to any of them. The channel is *<insert_3>*; in some cases its name cannot be determined and so is shown as '????'. The channel did not start.

Response

Check that the LDAP CRL server specifications are correct. If they are, check that the servers are running and that the networking to access them is working correctly. Fix any errors found and restart the channel.

AMQ9647

I/O error on SSL key repository.

Severity

30 : Severe error

Explanation

An I/O error was encountered when attempting to read the SSL key repository. The channel is *<insert_3>*; in some cases its name cannot be determined and so is shown as '????'. The channel did not start.

Response

Analyse why there is a I/O problem when reading the key repository. Fix the error if one is found, or it may be a temporary problem. Restart the channel.

AMQ9648

The SSL key repository has an invalid internal format.

Severity

30 : Severe error

Explanation

The SSL key repository has an invalid internal format. The channel is *<insert_3>*; in some cases its name cannot be determined and so is shown as '????'. The channel did not start.

Response

Recreate the SSL key repository and restart the channel.

AMQ9649

The SSL key repository contains duplicate keys.

Severity

30 : Severe error

Explanation

The SSL key repository contains two or more entries with the same key. The channel is *<insert_3>*; in some cases its name cannot be determined and so is shown as '????'. The channel did not start.

Response

Use your key management tool to remove the duplicate keys. Restart the channel.

AMQ9650

The SSL key repository contains entries with duplicate labels.

Severity

30 : Severe error

Explanation

The SSL key repository contains two or more entries with the same label. The channel is *<insert_3>*; in some cases its name cannot be determined and so is shown as '????'. The channel did not start.

Response

Use your key management tool to remove the duplicate entries. Restart the channel.

AMQ9651

The SSL key repository is corrupt or has a bad password.

Severity

30 : Severe error

Explanation

The SSL key repository has become corrupted or its password id is incorrect. The channel is *<insert_3>*; in some cases its name cannot be determined and so is shown as '????'. The channel did not start.

Response

Use your key management tool to recreate the key repository with a new password. Restart the channel.

AMQ9652

The remote SSL certificate has expired.

Severity

30 : Severe error

Explanation

The SSL certificate used by MQ on the remote end of the channel has expired. The channel is *<insert_3>*; in some cases its name cannot be determined and so is shown as '????'. The channel did not start.

Response

Use your key management tool to provide MQ with a current SSL certificate on the remote end of the channel. Restart the channel.

AMQ9653

An SSL trace file could not be opened.

Severity

10 : Warning

Explanation

An SSL trace file could not be opened. The SSL trace files are created in directory */var/mqm/trace* and have names *AMQ.SSL.TRC* and *AMQ.SSL.TRC.1*. The channel is *<insert_3>*; in some cases its name cannot be determined and so is shown as '????'. This error is not regarded as sufficiently serious to interrupt channel operation; channel operation was not affected.

Response

Check that you have a directory called */var/mqm/trace* and that the userid under which WebSphere MQ runs has permissions and space to create and open a file in that directory. Fix the problem and you will get SSL trace output.

AMQ9654

An invalid SSL certificate was received from the remote system.

Severity

30 : Severe error

Explanation

An SSL certificate received from the remote system was not corrupt but failed validation checks on something other than its ASN fields and date. The channel is *<insert_3>*; in some cases its name cannot be determined and so is shown as '????'. The channel did not start.

Response

Ensure that the remote system has a valid SSL certificate. Restart the channel.

AMQ9655

Problem loading GSKit SSL support.

Severity

30 : Severe error

Explanation

MQ SSL support is provided on this platform using a component called GSKit which is installed as part of MQ. GSKit had an internal problem loading one of its dynamic link libraries. The channel is *<insert_3>*; in some cases its name cannot be determined and so is shown as '????'. The channel did not start.

Response

Uninstall MQ and reinstall. Restart the channel.

AMQ9656

An invalid SSL certificate was received from the remote system.

Severity

30 : Severe error

Explanation

An SSL certificate received from the remote system was not corrupt but failed validation checks on its ASN fields. The channel is *<insert_3>*; in some cases its name cannot be determined and so is shown as '????'. The channel did not start.

Response

Ensure that the remote system has a valid SSL certificate. Restart the channel.

AMQ9657

The key repository could not be opened (channel *<insert_3>*).

Severity

30 : Severe error

Explanation

The key repository could not be opened. The key repository either does not exist or has incorrect permissions associated with it. The channel is *<insert_3>*; in some cases its name cannot be determined and so is shown as '????'. The channel did not start.

Response

Ensure that the key repository you specify exists and that its permissions are such that the MQ process involved can read from it. Restart the channel.

AMQ9658

An invalid SSL certificate has been encountered.

Severity

30 : Severe error

Explanation

► An SSL certificate has been encountered which was not corrupt but which failed validation checks on its date fields. The certificate has either expired, or its date is not valid yet (i.e. the from date is later than today), or the validity date range is incorrect (for example, the to date is earlier than the from date). The channel is *<insert_3>*; in some cases its name cannot be determined and so is shown as '????'. The channel did not start. ◀

Response

Ensure that both the local and remote systems have valid, current SSL certificates. Restart the channel.

AMQ9659

A failure occurred during SSL handshaking.

Severity

30 : Severe error

Explanation

During SSL handshaking, or associated activities, a failure occurred. The failure is *<insert_4>* and has caused WebSphere MQ channel name *<insert_3>* to be closed. If the name is '????' then the name is unknown.

Response

Refer to prior message in the WebSphere MQ error log for information related to this problem.

AMQ9660

SSL key repository: password stash file absent or unusable.

Severity

30 : Severe error

Explanation

The SSL key repository cannot be used because MQ cannot obtain a password to access it. Reasons giving rise to this error include:

- (a) the key database file and password stash file are not present in the location configured for the key repository,
- (b) the key database file exists in the correct place but that no password stash file has been created for it,
- (c) the files are present in the correct place but the userid under which MQ is running does not have permission to read them,
- (d) one or both of the files are corrupt.

The channel is *<insert_3>*; in some cases its name cannot be determined and so is shown as '????'. The channel did not start.

Response

Ensure that the key repository variable is set to where the key database file is. Ensure that a password stash file has been associated with the key database file in the same directory, and that the userid under which MQ is running has read access to both files. If both are already present and readable in the correct place, delete and recreate them. Restart the channel.

AMQ9661

Bad SSL data from peer on channel *<insert_3>*.

Severity

30 : Severe error

Explanation

An SSL channel has stopped because bad SSL data was received from the remote end of the channel. More detail on the nature of the corruption can be found from the GSKit return value of *<insert_1>* (the GSKit return values are documented in the MQ manuals). The channel is *<insert_3>*; in some cases its name cannot be determined and so is shown as '????'.

Response

Ensure you are connecting to a version of MQ which supports SSL at the remote end of the channel. Check your network between the two ends of the channel, and consider whether any possible causes of message corruption could be present. Fix any problems which may exist and restart the channel.

AMQ9661 (i5/OS)

Bad SSL data from peer on channel *<insert_3>*.

Severity

0 : Information

Explanation

An SSL channel has stopped because bad SSL data was received from the remote end of the channel. More detail on the nature of the corruption can be found from the GSKit return value of *<insert_1>* (the GSKit return

values are documented in the MQ manuals and also in the GSKSSL member of the H file in library QSYSINC). The channel is *<insert_3>*; in some cases its name cannot be determined and so is shown as '????'.

Response

Ensure the remote queue manager and channel listener are running and that you are connecting to a version of MQ which supports SSL at the remote end of the channel. Check your network between the two ends of the channel, and consider whether any possible causes of message corruption could be present. Fix any problems which may exist and restart the channel.

AMQ9662

SSL has encountered something it does not support.

Severity

30 : Severe error

Explanation

► This error can arise for a number of reasons:

(a) The platform does not support a given type of cryptographic hardware, for example, nCipher nFast and Rainbow Cryptoswift are no longer supported.

(b) The cryptographic hardware cryptography has returned an error.

(c) Unsupported X509 General Name format when checking the remote certificate. The GSKit SSL provider incorporated in MQ only supports formats rfc822, DNSName, directoryname, uniformResourceID, and IPAddress.

The channel is *<insert_3>*; in some cases its name cannot be determined and so is shown as '????'. The channel did not start. ◀

Response

Check that your cryptographic hardware is supported on your platform and test it to see that it is working correctly. Check that the remote certificates you are using conform to the X509 General Name formats listed. Fix the problem and restart the channel.

AMQ9663

An invalid SSL certificate was received from the remote system.

Severity

30 : Severe error

Explanation

An SSL certificate received from the remote system failed validation checks on its signature. The channel is *<insert_3>*; in some cases its name cannot be determined and so is shown as '????'. The channel did not start.

Response

Ensure that the remote system has a valid SSL certificate. Restart the channel.

AMQ9664

Bad userid for CRL LDAP server; SSL channel *<insert_3>*.

Severity

30 : Severe error

Explanation

Certification Revocation List (CRL) checking on an LDAP server or servers has been configured on the local MQ system. The userid information configured for the LDAP server or servers is incorrect. The channel is *<insert_3>*; in some cases its name cannot be determined and so is shown as '????'. The channel did not start.

Response

Check the userid information for the CRL LDAP server or servers you have configured locally. Correct any problems found and restart the channel.

AMQ9665

SSL connection closed by remote end of channel *<insert_3>*.

Severity

30 : Severe error

Explanation

The SSL connection was closed by the remote end of the channel during the SSL handshake. The channel is *<insert_3>*; in some cases its name cannot be determined and so is shown as '????'. The channel did not start.

Response

Check the remote end of the channel for SSL-related errors. Fix them and restart the channel.

AMQ9666

Error accessing CRL LDAP servers; SSL channel *<insert_3>*.

Severity

30 : Severe error

Explanation

CRL checking on LDAP servers has been configured on the local MQ system. An error was found when trying to access the CRL LDAP servers when validating a certificate from the remote system. Possible causes are:

- (a) cannot connect to any of the LDAP servers, or
- (b) the certificate issuer's Distinguished Name (DN) is not defined in the DIT of an LDAP server.

The channel is *<insert_3>*; in some cases its name cannot be determined and so is shown as '????'. The channel did not start.

Response

Check access to the CRL LDAP server(s) you have configured locally. Put right any problems found and restart the channel.

AMQ9667

Bad user name or password for CRL LDAP server; SSL channel *<insert_3>*.

Severity

30 : Severe error

Explanation

Certification Revocation List (CRL) checking on an LDAP server or servers has been configured on the local MQ system. The user name or password information configured for the LDAP server or servers is incorrect. The channel is *<insert_3>*; in some cases its name cannot be determined and so is shown as '????'. The channel did not start.

Response

Check the user name and password information for the CRL LDAP server or servers you have configured locally. Correct any problems found and restart the channel.

AMQ9668

The specified PKCS #11 shared library could not be loaded.

Severity

30 : Severe error

Explanation

A failed attempt was made to load the PKCS #11 shared library specified to MQ in the PKCS #11 driver path field of the GSK_PKCS11 SSL CryptoHardware parameter. The channel is *<insert_3>*; in some cases its name cannot be determined and so is shown as '????'. The channel did not start.

Response

Ensure that the PKCS #11 shared library exists and is valid at the location specified. Restart the channel.

AMQ9669

The PKCS #11 token could not be found.

Severity

30 : Severe error

Explanation

The PKCS #11 driver failed to find the token specified to MQ in the PKCS #11 token label field of the GSK_PKCS11 SSL CryptoHardware parameter. The channel is *<insert_3>*; in some cases its name cannot be determined and so is shown as '????'. The channel did not start.

Response

Ensure that the PKCS #11 token exists with the label specified. Restart the channel.

AMQ9670

PKCS #11 card not present.

Severity

30 : Severe error

Explanation

A PKCS #11 card is not present in the slot. The channel is *<insert_3>*; in some cases its name cannot be determined and so is shown as '????'. The channel did not start.

Response

Ensure that the correct PKCS #11 card is present in the slot. Restart the channel.

AMQ9671

The PKCS #11 token password specified is invalid.

Severity

30 : Severe error

Explanation

The password to access the PKCS #11 token is invalid. This is specified to MQ in the PKCS #11 token password field of the GSK_PKCS11 SSL CryptoHardware parameter. The channel is *<insert_3>*; in some cases its name cannot be determined and so is shown as '????'. The channel did not start.

Response

Ensure that the PKCS #11 token password specified on GSK_PKCS11 allows access to the PKCS #11 token specified on GSK_PKCS11. Restart the channel.

AMQ9672

An SSL security call failed.

Severity

30 : Severe error

Explanation

An SSPI call to the Secure Channel (Schannel) SSL provider failed. The failure has caused WebSphere MQ channel name *<insert_3>* to be closed. If the name is '????' then the name is unknown.

Response

Consult the Windows Schannel reference manual to determine the meaning of status *<insert_5>* for SSPI call *<insert_4>*. Correct the failure and if necessary re-start the channel.

AMQ9673

SSL client handshaking failed.

Severity

30 : Severe error

Explanation

During an SSL client's handshaking, an SSPI call to the Secure Channel (Schannel) SSL provider failed. The failure has caused WebSphere MQ channel name *<insert_3>* to be closed. If the name is '????' then the name is unknown.

Response

Consult the Windows Schannel reference manual to determine the meaning of status *<insert_4>* for SSPI call *<insert_5>*. Correct the failure and if necessary re-start the channel.

AMQ9674

An unknown error occurred during an SSL security call.

Severity

30 : Severe error

Explanation

An unknown error occurred during an SSPI call to the Secure Channel (Schannel) SSL provider. The error may be due to a Windows SSL problem or to a general Windows problem or to invalid WebSphere MQ data being used in the call. The WebSphere MQ error recording routine has been called. The error has caused WebSphere MQ channel name *<insert_3>* to be closed. If the name is '????' then the name is unknown.

Response

Consult the Windows Schannel reference manual to determine the meaning of status *<insert_5>* for SSPI call *<insert_4>*. If the problem can be resolved using the manual, correct the failure and if necessary re-start the

channel. If the problem cannot be resolved then use the standard facilities supplied with your system to record the problem identifier and save the generated output files, and then use either the [WebSphere MQ Support site](#), or the IBM support assistant at <http://www.ibm.com/software/support/isa/>, to see whether a solution is already available. If you are unable to find a match, contact your IBM support center. Do not discard these files until the problem has been resolved.

AMQ9675

The requested certificate could not be found.

Severity

30 : Severe error

Explanation

A request for a certificate identified as *<insert_4>* *<insert_5>* in the store *<insert_3>* has failed, because the certificate could not be found. The Windows error code has been set to *<insert_1>*. The WebSphere MQ error recording routine has been called.

Response

Consult the Windows reference manual to determine the meaning of error *<insert_1>* if this value is non-zero. Check to see whether the specified certificate has been copied to the correct certificate store and has not been deleted. Use the amqmcert command line utility or the WebSphere MQ Explorer administration application to configure certificate store for use with WebSphere MQ. If the problem cannot be resolved then use the standard facilities supplied with your system to record the problem identifier and save the generated output files, and then use either the [WebSphere MQ Support site](#), or the IBM support assistant at <http://www.ibm.com/software/support/isa/>, to see whether a solution is already available. If you are unable to find a match, contact your IBM support center. Do not discard these files until the problem has been resolved.

AMQ9676

The Windows cryptographic services library could not be loaded.

Severity

30 : Severe error

Explanation

WebSphere MQ requires crypt32.dll to be available in order to carry out cryptographic functionality. The attempt to load this library returned the Windows error code *<insert_1>*. The WebSphere MQ error recording routine has been called.

Response

Consult the Windows reference manual to determine the meaning of error code *<insert_1>*. Check that the crypt32.dll file is available and not corrupt. If the problem cannot be resolved then use the standard facilities supplied with your system to record the problem identifier and save the generated output files, and then use either the [WebSphere MQ Support site](#), or the IBM support assistant at <http://www.ibm.com/software/support/isa/>, to see whether a solution is already available. If you are unable to find a match, contact your IBM support center. Do not discard these files until the problem has been resolved.

AMQ9677

The Windows security services library could not be loaded.

Severity

30 : Severe error

Explanation

WebSphere MQ requires *<insert_3>* to be available in order to run or configure SSL functionality. The attempt to load this library returned the Windows error code *<insert_1>*. The WebSphere MQ error recording routine has been called.

Response

Consult the Windows reference manual to determine the meaning of error code *<insert_1>*. Check that the *<insert_3>* file is available and not corrupt. If the problem cannot be resolved then use the standard facilities supplied with your system to record the problem identifier and save the generated output files, and then use either the [WebSphere MQ Support site](#), or the IBM support assistant at <http://www.ibm.com/software/support/isa/>, to see whether a solution is already available. If you are unable to find a match, contact your IBM support center. Do not discard these files until the problem has been resolved.

AMQ9678

The certificate *<insert_4>/<insert_5>* already exists in the store *<insert_3>*.

Severity

10 : Warning

Explanation

The certificate store <insert_3> already contains the specified certificate, identified by the issuer name of <insert_4>, serial number <insert_5>. The existing certificate has not been replaced.

AMQ9679

The certificate store <insert_3> could not be opened.

Severity

30 : Severe error

Explanation

The certificate store <insert_3> could not be opened, and failed with the Windows error code <insert_1>. The WebSphere MQ error recording routine has been called.

Response

Consult the Windows reference manual to determine the meaning of error <insert_1> if this value is non-zero. Check that either your MQSSLKEYR environment variable (for client connections), or SSLKEYR queue manager attribute (for WebSphere MQ queue managers) has been defined correctly, and that the file path specified is valid. If the problem cannot be resolved then use the standard facilities supplied with your system to record the problem identifier and save the generated output files, and then use either the [WebSphere MQ Support site](#), or the IBM support assistant at <http://www.ibm.com/software/support/isa/>, to see whether a solution is already available. If you are unable to find a match, contact your IBM support center. Do not discard these files until the problem has been resolved.

AMQ9680

A problem was encountered with the specified certificate file.

Severity

30 : Severe error

Explanation

A problem occurred when attempting to read the certificate from the file <insert_3>. The file may be corrupt or incorrectly formatted. The Windows error code reported is <insert_1>. The WebSphere MQ error recording routine has been called.

Response

Ensure that the certificate file is valid and complete, and in one of the file formats supported by WebSphere MQ. If the problem cannot be resolved then use the standard facilities supplied with your system to record the problem identifier and save the generated output files, and then use either the [WebSphere MQ Support site](#), or the IBM support assistant at <http://www.ibm.com/software/support/isa/>, to see whether a solution is already available. If you are unable to find a match, contact your IBM support center. Do not discard these files until the problem has been resolved.

AMQ9681

The requested functionality is not supported on this system.

Severity

30 : Severe error

Explanation

An SSL function was attempted that is not supported on this system. a) importing pfx format certificate files with private key data is only supported on Windows 2000 or greater. b) the security library installed on your system is not of the correct level and does not contain the pre-requisite functions. On pre Windows 2000 systems, Internet Explorer 4.1 or greater must be installed. The WebSphere MQ error recording routine has been called.

Response

If pre-requisite software is missing, please install the necessary levels of software and retry the operation. If the problem cannot be resolved then use the standard facilities supplied with your system to record the problem identifier and save the generated output files, and then use either the [WebSphere MQ Support site](#), or the IBM support assistant at <http://www.ibm.com/software/support/isa/>, to see whether a solution is already available. If you are unable to find a match, contact your IBM support center. Do not discard these files until the problem has been resolved.

AMQ9682

The WebSphere MQ SSL library has not been initialized.

Severity

30 : Severe error

Explanation

The WebSphere MQ SSL library 'amqcssl.dll' has been called without it first being initialized by the calling process.

Response

Ensure that the initialization function has been called prior to issuing any amqcssl function calls.

AMQ9683

The private key data for this certificate is not exportable.

Severity

30 : Severe error

Explanation

An attempt has been made to export the private key data from a certificate, but the properties of the certificate will not allow this. WebSphere MQ needs to be able to export private key data when copying personal certificates between certificate stores. The Windows cryptographic API returned the error code *<insert_1>*.

Response

When requesting the certificate from the certificate authority, the private key data must be marked as exportable to enable WebSphere MQ to be able to copy the certificate and private key data into a WebSphere MQ store. The certificate file may need to be requested again to resolve this problem. If the problem cannot be resolved then use the standard facilities supplied with your system to record the problem identifier and save the generated output files, and then use either the [WebSphere MQ Support site](#), or the IBM support assistant at <http://www.ibm.com/software/support/isa/>, to see whether a solution is already available. If you are unable to find a match, contact your IBM support center. Do not discard these files until the problem has been resolved.

AMQ9684

A problem occurred while attempting to access the certificate's properties.

Severity

30 : Severe error

Explanation

The certificate issued by *<insert_3>* with serial number *<insert_4>*, or *>its<* private key data, appears to be unusable and may be corrupt. The Windows return code *<insert_1>* was generated when attempting to use this certificate. The WebSphere MQ error recording routine has been called.

Response

Consult the Windows reference manual to determine the meaning of error *<insert_1>*. Check that the certificate is valid and has not been corrupted. If it is possible that the certificate or private key data is corrupt, try to remove the certificate from your system and re-import it. If the problem cannot be resolved then use the standard facilities supplied with your system to record the problem identifier and save the generated output files, and then use either the [WebSphere MQ Support site](#), or the IBM support assistant at <http://www.ibm.com/software/support/isa/>, to see whether a solution is already available. If you are unable to find a match, contact your IBM support center. Do not discard these files until the problem has been resolved.

AMQ9685

A problem occurred while accessing the registry.

Severity

30 : Severe error

Explanation

An error occurred while attempting to load or unload the personal registry hive (HKEY_LOCAL_USER) for the user who launched this process. The WebSphere MQ error recording routine has been called.

Response

If the problem cannot be resolved then use the standard facilities supplied with your system to record the problem identifier and save the generated output files, and then use either the [WebSphere MQ Support site](#), or the IBM support assistant at <http://www.ibm.com/software/support/isa/>, to see whether a solution is already available. If you are unable to find a match, contact your IBM support center. Do not discard these files until the problem has been resolved.

AMQ9686

An unexpected error occurred while attempting to manage a certificate store.

Severity

30 : Severe error

Explanation

The Windows cryptographic API returned error code *<insert_1>* when calling the function *<insert_3>* for certificate store *<insert_4>*. The error may be due to a certificate store problem or to a general Windows problem or to a problem with a certificate in the store. The WebSphere MQ error recording routine has been called.

Response

Consult the Windows reference manual to determine the meaning of error *<insert_1>*. Check that the certificate store is valid and not corrupt. If the problem cannot be resolved then use the standard facilities supplied with your system to record the problem identifier and save the generated output files, and then use either the [WebSphere MQ Support site](#), or the IBM support assistant at <http://www.ibm.com/software/support/isa/>, to see whether a solution is already available. If you are unable to find a match, contact your IBM support center. Do not discard these files until the problem has been resolved.

AMQ9687

The pfx password provided is invalid.

Severity

30 : Severe error

Explanation

The password supplied for importing or copying the certificate is incorrect, and the operation could not be completed.

Response

Make sure the password is correct and try again. If the password has been forgotten or lost, the certificate will need to be regenerated or exported from the original source.

AMQ9688

The private key data for this certificate is unavailable.

Severity

30 : Severe error

Explanation

The private key data associated with this certificate is reported as being present on the system, but has failed, returning the Windows error code *<insert_1>*. The WebSphere MQ error recording routine has been called.

Response

Consult the Windows reference manual to determine the meaning of error code *<insert_1>*. If the problem can be resolved using the manual, correct the failure and if necessary re-try the operation. If the problem cannot be resolved then use the standard facilities supplied with your system to record the problem identifier and save the generated output files, and then use either the [WebSphere MQ Support site](#), or the IBM support assistant at <http://www.ibm.com/software/support/isa/>, to see whether a solution is already available. If you are unable to find a match, contact your IBM support center. Do not discard these files until the problem has been resolved.

AMQ9689

An unknown error occurred deleting the store *<insert_3>*.

Severity

30 : Severe error

Explanation

The WebSphere MQ certificate store for queue manager *<insert_3>* could not be deleted. The filename for the certificate store is *<insert_4>*. The Windows error code has been set to *<insert_1>*. The WebSphere MQ error recording routine has been called.

Response

Consult the Windows reference manual to determine the meaning of error *<insert_1>*. If the problem can be resolved using the manual, correct the failure and if necessary re-try the operation. Check that the store file exists and that other processes (such as queue managers) that may be accessing the store are not running. If the problem cannot be resolved then use the standard facilities supplied with your system to record the problem identifier and save the generated output files, and then use either the [WebSphere MQ Support site](#), or the IBM support assistant at <http://www.ibm.com/software/support/isa/>, to see whether a solution is already available. If you are unable to find a match, contact your IBM support center. Do not discard these files until the problem has been resolved.

AMQ9690

The public key in the issuer's certificate has failed to validate the subject certificate.

Severity

30 : Severe error

Explanation

The public key in the issuer's certificate (CA or signer certificate), is used to verify the signature on the subject certificate assigned to channel *<insert_3>*. This verification has failed, and the subject certificate therefore cannot be used. The WebSphere MQ error recording routine has been called.

Response

Check that the issuer's certificate is valid and available, and that it is up to date. Verify with the certificate's issuer that the subject certificate and issuer certificate should still be valid. If the problem cannot be resolved then use the standard facilities supplied with your system to record the problem identifier and save the generated output files, and then use either the [WebSphere MQ Support site](http://www.ibm.com/software/support/isa/), or the IBM support assistant at <http://www.ibm.com/software/support/isa/>, to see whether a solution is already available. If you are unable to find a match, contact your IBM support center. Do not discard these files until the problem has been resolved.

AMQ9691

The WebSphere MQ MQI library could not be loaded.

Severity

30 : Severe error

Explanation

The library file *<insert_3>* is expected to be available on your system, but attempts to load it have failed with Windows return code *<insert_1>*. The WebSphere MQ error recording routine has been called.

Response

Ensure that the WebSphere MQ *<insert_3>* library file exists and is available on your system. Consult the Windows reference manual to determine the meaning of error code *<insert_1>*. If the problem cannot be resolved then use the standard facilities supplied with your system to record the problem identifier and save the generated output files, and then use either the [WebSphere MQ Support site](http://www.ibm.com/software/support/isa/), or the <http://www.ibm.com/software/support/isa/>, to see whether a solution is already available. If you are unable to find a match, contact your IBM support center. Do not discard these files until the problem has been resolved.

AMQ9692

The SSL library has already been initialized.

Severity

20 : Error

Explanation

The SSL library has already been initialized once for this process, any changes to SSL attributes will not take affect, and the original values will remain in force.

Response

If the problem cannot be resolved then use the standard facilities supplied with your system to record the problem identifier and save the generated output files, and then use either the [WebSphere MQ Support site](http://www.ibm.com/software/support/isa/), or the IBM support assistant at <http://www.ibm.com/software/support/isa/>, to see whether a solution is already available. If you are unable to find a match, contact your IBM support center. Do not discard these files until the problem has been resolved.

AMQ9693

The password provided for the LDAP server is incorrect.

Severity

30 : Severe error

Explanation

One or more of the LDAP servers used for providing CRL information to WebSphere MQ has rejected a login attempt because the password provided is incorrect. The WebSphere MQ error recording routine has been called. The error has caused WebSphere MQ channel name *<insert_3>* to be closed. If the name is '????' then the name is unknown.

Response

Ensure that the passwords specified in the AuthInfo objects are correct for each server name provided. If the problem cannot be resolved then use the standard facilities supplied with your system to record the problem identifier and save the generated output files, and then use either the [WebSphere MQ Support site](http://www.ibm.com/software/support/isa/), or the IBM support assistant at <http://www.ibm.com/software/support/isa/>, to see whether a solution is already available. If you are unable to find a match, contact your IBM support center. Do not discard these files until the problem has been resolved.

AMQ9694

The DN syntax provided for an LDAP search is invalid.

Severity

30 : Severe error

Explanation

The distinguished name provided in one or more AuthInfo object definitions is invalid, and the request to a CRL LDAP server has been rejected. The WebSphere MQ error recording routine has been called. The error has caused WebSphere MQ channel name *<insert_3>* to be closed. If the name is '????' then the name is unknown.

Response

Verify that the details supplied in the AuthInfo object definitions for this channel are correct. If the problem cannot be resolved then use the standard facilities supplied with your system to record the problem identifier and save the generated output files, and then use either the [WebSphere MQ Support site](http://www.ibm.com/software/support/isa/), or the IBM support assistant at <http://www.ibm.com/software/support/isa/>, to see whether a solution is already available. If you are unable to find a match, contact your IBM support center. Do not discard these files until the problem has been resolved.

AMQ9695

The username provided for the LDAP server is incorrect.

Severity

30 : Severe error

Explanation

One or more of the LDAP servers used for providing CRL information to WebSphere MQ has rejected a login attempt because the username provided does not exist. The WebSphere MQ error recording routine has been called. The error has caused WebSphere MQ channel name *<insert_3>* to be closed. If the name is '????' then the name is unknown.

Response

Ensure that the username specified in the AuthInfo objects for this channel are correct for each LDAP server name provided. If the problem cannot be resolved then use the standard facilities supplied with your system to record the problem identifier and save the generated output files, and then use either the [WebSphere MQ Support site](http://www.ibm.com/software/support/isa/), or the IBM support assistant at <http://www.ibm.com/software/support/isa/>, to see whether a solution is already available. If you are unable to find a match, contact your IBM support center. Do not discard these files until the problem has been resolved.

AMQ9696

```
Usage: amqmcert [SERVERNAME] [-a handle]
[-k SSLKeyR|CA|ROOT|MY] [-m QueueMgr]
[-s CertFile] [-p PersonalCertFile] [-z Password]
[-x handle] [-l] [-d handle] [-r handle] [-u]
[-h]
```

Severity

0 : Information

Explanation

This shows the correct usage.

Response

None.

AMQ9697

WebSphere MQ Services could not be contacted on the target server.

Severity

30 : Severe error

Explanation

An attempt was made to contact the WebSphere MQ Services on the target server *<insert_3>*. The call failed with return code *<insert_1>*. The WebSphere MQ error recording routine has been called.

Response

Ensure that the target server name specified is correct and that you have sufficient access rights on that server to be able to administer WebSphere MQ. If the problem cannot be resolved then use the standard facilities supplied with your system to record the problem identifier and save the generated output files, and then use either the [WebSphere MQ Support site](#), or the IBM support assistant at <http://www.ibm.com/software/support/isa/>, to see whether a solution is already available. If you are unable to find a match, contact your IBM support center. Do not discard these files until the problem has been resolved.

AMQ9698

An SSL security call failed during SSL handshaking.

Severity

30 : Severe error

Explanation

An SSPI call to the Secure Channel (Schannel) SSL provider failed during SSL handshaking. The failure has caused WebSphere MQ channel name *<insert_3>* to be closed. If the name is '????' then the name is unknown.

Response

Consult the Windows Schannel reference manual to determine the meaning of status *<insert_5>* for SSPI call *<insert_4>*. Correct the failure and if necessary re-start the channel.

AMQ9699

An unknown error occurred during an SSL security call during SSL handshaking.

Severity

30 : Severe error

Explanation

An unknown error occurred during an SSPI call to the Secure Channel (Schannel) SSL provider during SSL handshaking. The error may be due to a Windows SSL problem or to a general Windows problem or to invalid WebSphere MQ data being used in the call. The WebSphere MQ error recording routine has been called. The error has caused WebSphere MQ channel name *<insert_3>* to be closed. If the name is '????' then the name is unknown.

Response

Consult the Windows Schannel reference manual to determine the meaning of status *<insert_5>* for SSPI call *<insert_4>*. If the problem can be resolved using the manual, correct the failure and if necessary re-start the channel. If the problem cannot be resolved then use the standard facilities supplied with your system to record the problem identifier and save the generated output files, and then use either the [WebSphere MQ Support site](#), or the IBM support assistant at <http://www.ibm.com/software/support/isa/>, to see whether a solution is already available. If you are unable to find a match, contact your IBM support center. Do not discard these files until the problem has been resolved.

AMQ9709

CipherSpec *<insert_4>* requires an alternative GSKit library.

Severity

30 : Severe error

Explanation

WebSphere MQ SSL/TLS support is provided on this platform using a component called GSKit. The channel *<insert_3>* failed to start because the CipherSpec *<insert_4>* is not supported by the configured version of the GSKit library.

Response

If you need to use this CipherSpec, install and enable the appropriate alternative GSKit library. Also, ensure that both ends of the channel specify the same CipherSpec. For further assistance, refer to the WebSphere MQ documentation.

AMQ9710

SSL security refresh failed.

Severity

30 : Severe error

Explanation

The request to refresh SSL security was unsuccessful.

Response

Look at previous error messages in the error files to determine the cause of the failure.

AMQ9711

SSL security refresh succeeded but channel restarts failed.

Severity

30 : Severe error

Explanation

The SSL environments for this queue manager have been refreshed so current values and certificates are in use for all SSL channels. However, not all the outbound SSL channels which were running when the security refresh was initiated could be restarted after the refresh had completed.

Response

Look at previous error messages in the error files to determine which channels could not be restarted. Restart these if necessary.

AMQ9712

SSL security refresh timed out waiting for channel *<insert_3>*.

Severity

30 : Severe error

Explanation

The system was performing a security refresh for SSL. This function requests all outbound and inbound SSL channels to stop. It then waits for these channels to actually stop. SSL channel *<insert_3>* did not stop within the timeout period.

Response

Investigate why channel *<insert_3>* is hung. Terminate the hung channel. Rerun the SSL security refresh.

AMQ9713

Channel *<insert_3>* ended: SSL refresh in progress.

Severity

0 : Information

Explanation

The SSL support on this queue manager is in the middle of a security refresh. An attempt was made to start outbound SSL channel *<insert_3>*. It cannot start while the SSL security refresh is in progress. The channel is restarted automatically once the SSL security refresh is complete.

Response

None.

AMQ9714

SSL refresh on receiving queue manager: channel did not start.

Severity

30 : Severe error

Explanation

An SSL security refresh is in progress on the queue manager at the receiving end of this SSL channel. The channel is *<insert_3>*; in some cases its name cannot be determined and so is shown as '????'. The channel did not start.

Response

Restart the channel once the SSL refresh is complete. The channel will restart automatically if it is configured to retry the connection.

AMQ9715

Unexpected error detected in validating SSL session ID.

Severity

30 : Severe error

Explanation

This error can arise when the GSKit SSL provider is missing one or more pre-requisite PTFs on the OS/400 platform. The channel is *<insert_3>*; in some cases its name cannot be determined and so is shown as '????'.

Response

Ensure the GSKit SSL provider is at the latest level of maintenance and restart the channel.



AMQ9716

Remote SSL certificate revocation status check failed for channel <insert_2>.

Severity

30 : Severe error

Explanation

WebSphere MQ failed to determine the revocation status of the remote SSL certificate for one of the following reasons:

- (a) The channel was unable to contact any of the CRL servers or OCSP responders for the certificate.
- (b) None of the OCSP responders contacted knows the revocation status of the certificate.
- (c) An OCSP response was received, but the digital signature of the response could not be verified.

The details of the certificate in question are<insert_1>.

The channel name is <insert_2>. In some cases the channel name cannot be determined and so is shown as '????'.

The channel did not start

WebSphere MQ does not allow the channel to start unless the certificate revocation status can be determined.

Response

If the certificate contains an AuthorityInfoAccess extension, ensure that the OCSP server named in the certificate extension is available and is correctly configured.

If the certificate contains a CrlDistributionPoint extension, ensure that the CRL server named in the certificate extension is available and is correctly configured.

If you have specified any CRL or OCSP servers to WebSphere MQ, check that those servers are available and are correctly configured.

Ensure that the local key repository has the necessary SSL certificates to verify the digital signature of the response from the OCSP server.



AMQ9717

Remote SSL certificate revocation status check is unknown for channel <insert_2>.

Severity

10 : Warning

Explanation

WebSphere MQ was unable to determine the revocation status of the remote SSL certificate for one of the following reasons:

- (a) The channel was unable to contact any of the CRL servers or OCSP responders for the certificate.
- (b) None of the OCSP responders contacted knows the revocation status of the certificate.
- (c) An OCSP response was received, but the digital signature of the response could not be verified.

The details of the certificate in question are<insert_1>.

The channel name is <insert_2>. In some cases the channel name cannot be determined and so is shown as '????'.

The channel was allowed to start, but the revocation status of the remote SSL certificate has not been checked.

Response

If the certificate contains an AuthorityInfoAccess extension, ensure that the OCSP server named in the certificate

extension is available and is correctly configured.

If the certificate contains a CrlDistributionPoint extension, ensure that the CRL server named in the certificate extension is available and is correctly configured.

If you have specified any CRL or OCSP servers to Websphere MQ, check that those servers are available and are correctly configured.

Ensure that the local key repository has the necessary SSL certificates to verify the digital signature of the response from the OCSP server.

If you require certificate revocation checks to be enforced, you should configure WebSphere MQ to require certificate revocation checking. Refer to the security section of the WebSphere MQ Information Center for more information on configuring certificate revocation checking.



AMQ9718

Invalid OCSP URL <insert_1>.

Severity

30 : Severe error

Explanation

WebSphere MQ was unable to start an SSL channel because one of the AUTHINFO objects specified in the SSLCRLNL namelist has an invalid OCSPURL parameter.

The OCSP URL is <insert_1> and the channel name is <insert_2>. In some cases the channel name cannot be determined and so is shown as '????'.

Response

The OCSP URL cannot be blank and must be a valid HTTP URL. Correct the OCSP URL and restart the channel or channel process.

Refer to the security section of the WebSphere MQ Information Center for details of how to use OCSP URLs.



AMQ9719

Invalid CipherSpec for FIPS mode.

Severity

30 : Severe error

Explanation

The user is attempting to start a channel on a queue manager or MQ client which has been configured to run in FIPS mode. The user has specified a CipherSpec which is not FIPS-compliant. The channel is <insert_3>; in some cases its name cannot be determined and so is shown as '????'.

Response

Redefine the channel to run with a FIPS-compliant CipherSpec. Alternatively, the channel may be defined with the correct CipherSpec and the queue manager or MQ client should not be running in FIPS mode; if this is the case, ensure that FIPS mode is not configured. Once the error is corrected, restart the channel.

AMQ9720

QUEUE MANAGERS:

Severity

0 : Information

Explanation

None.

Response

None.

AMQ9721

Queue Manager Name: <insert_3>

Severity

0 : Information

Explanation

None.

Response

None.

AMQ9722

CLIENTS:

Severity

0 : Information

Explanation

None.

Response

None.

AMQ9723

Client Certificate Store: <insert_3>

Severity

0 : Information

Explanation

None.

Response

None.

AMQ9724

Expiry Time: <insert_1>

Migration Status: To be migrated

Password: *****

Severity

0 : Information

Explanation

None.

Response

None.

AMQ9725

Expiry Time: <insert_1>

Migration Status: Failed

Password: *****

Severity

0 : Information

Explanation

None.

Response

None.

AMQ9726

A certificate failed to be migrated because it has an invalid date.

The certificate's details are:

[Microsoft Certificate Store], [Subject], [Issuer], [Serial Number]:

<insert_3>.

Severity

30 : Severe error

Explanation

During the migration of a certificate, the certificate's date fields have been found to be invalid. The certificate has either expired or its "from" date is later than today's date or its "to" date is earlier than the "from" date.

The certificate has not been migrated.

Response

If the certificate is required for migration then obtain a valid replacement before importing it into the GSKit key database <insert_5>.

AMQ9727

A certificate failed to be migrated because it has an incomplete certification path.

The certificate's details are:

[Microsoft Certificate Store], [Subject], [Issuer], [Serial Number]:

<insert_3>.

Severity

30 : Severe error

Explanation

During the migration of a certificate, the certificate's certification authority (signer) certificate could not be found. The certificate is therefore regarded as an orphan certificate.

A copy of the certificate has been written to the file name <insert_4>.

If file name is suffixed ".cer" then the certificate is a certification authority (signer) certificate. If file name is suffixed ".pfx" then the certificate is a personal certificate and it has a password which is the same as that specified for the GSKit key database <insert_5>. The certificate has not been migrated.

Response

If the certificate is required for migration then ensure that a complete certification path exists in the GSKit key database <insert_5> before importing the certificate.

AMQ9728

A certificate failed to be migrated because it could not be imported into the GSKit key database <insert_5>.

The certificate's details are:

[Microsoft Certificate Store], [Subject], [Issuer], [Serial Number]:

<insert_3>.

Severity

30 : Severe error

Explanation

A certificate failed to be imported because there was a problem during the migration of the certificate.

A copy of the certificate has been written to the file name <insert_4>.

If file name is suffixed ".cer" then the certificate is a certification authority (signer) certificate. If file name is suffixed ".pfx" then the certificate is a personal certificate and it has a password which is the same as that specified for the GSKit key database <insert_5>. The certificate has not been migrated.

Response

Refer to the previous message in the error log to determine the cause of the failure. If appropriate, refer to the Windows or GSKit reference documentation to determine the cause.

AMQ9729

Unable to create certificate file *<insert_3>*.

Severity

30 : Severe error

Explanation

A certificate failed to be imported because there was a problem during the migration of the certificate. In addition to this first problem, a second problem occurred when trying to create a copy of the certificate by writing it to the file *<insert_3>*. The certificate is located in the Microsoft Certificate Store *<insert_4>*. The certificate is intended for the GSKit key database *<insert_5>*. If file name is suffixed ".cer" then the certificate is a certification authority (signer) certificate. If file name is suffixed ".pfx" then the certificate is a personal certificate. The certificate has not been migrated.

Response

Determine the cause of the 2 problems. Refer to the previous message in the error log to determine the cause of the first failure. If appropriate, refer to the Windows or GSKit reference documentation to determine the cause. The second failure occurred during a call to the Windows 'CreateFile' function with a return code of *<insert_1>*. For this failure, check that file does not already exist and that you have authority to create this file.

AMQ9730

Certificate migration has completed with no failures. The number of certificates migrated was *<insert_1>*.

Severity

0 : Information

Explanation

The migration of certificates from the Microsoft Certificate Store *<insert_3>* to the GSKit key database *<insert_4>* has completed and there were no migration failures. The number of certificates migrated was *<insert_1>*.

Response

If any certificates were migrated, use the GSKit iKeyman GUI to verify that the GSKit key database contains all the certificates required to support the intended SSL channel. If no certificates were migrated then this is probably because *<insert_3>* contained only a default set of certification authority (signer) certificates. The default set is not migrated because the newly created GSKit key database will have its own set which will be the same or more up to date.

Although there were no failures which caused certificates not to be migrated, there may have been other failures and these must be resolved otherwise the SSL channel may subsequently fail to start. Refer to the error log and check for any failures.

AMQ9731

The Transfer Certificates (amqtcert) command has completed.

Severity

0 : Information

Response

None.

AMQ9732

A registry entry already exists for *<insert_3>*.

Severity

30 : Severe error

Explanation

The command has been used to request automatic migration for a queue manager's or a client's Microsoft Certificate Store. However, there is already an entry in the registry for this store. If the request was for a queue manager then *<insert_3>* is the queue manager name, otherwise it is the name of the client's Microsoft Certificate Store.

Response

List, and then check, the contents of the registry by running the Transfer Certificates (amqtcert) command with the options "-a -l". If it is necessary to replace the entry then firstly remove it, by using amqtcert with the "-r"

option, then use amqtcert to request automatic migration.

AMQ9733

The request to automatically migrate certificates has completed successfully.

Severity

0 : Information

Explanation

A request was made to automatically migrate SSL certificates. This request may have been made during the installation of WebSphere MQ or by using the Transfer Certificates (amqtcert) command. The request has now been performed and the migration has completed successfully.

Response

Use the GSKit iKeyman GUI to verify that the GSKit key database contains all the certificates required to support the intended SSL channel. If no certificates were migrated then this is because the Microsoft Certificate Store contained only a default set of certification authority (signer) certificates. The default set is not migrated because the newly created GSKit key database will have its own set which will be the same or more up to date.

AMQ9734

There was a failure during the automatic migration of certificates.

Severity

30 : Severe error

Explanation

A request was made to automatically migrate SSL certificates. This request may have been made during the installation of WebSphere MQ or by using the Transfer Certificates (amqtcert) command. The request has now been performed but there was a failure during the migration process.

Response

Refer to previous messages in the error log to determine the cause of the failure. It may be the case that all certificates have successfully migrated and that the failure did not affect this part of the migration process. In this case, use the GSKit iKeyman GUI to verify that the GSKit key database contains all the certificates required to support the intended SSL channel.

AMQ9735

Certificate migration has terminated unexpectedly. A failure occurred during GSKit initialization.

Severity

30 : Severe error

Explanation

The certificate migration process has terminated unexpectedly. The migration requires the GSKit environment to be successfully initialized. This involves the GSKit operations of initialization, creation of the key database and stashing of the key database password. There was a failure during one of these operations. No certificates have been migrated. If the stashing of the password failed then the key database *<insert_4>* will have been created. The failure occurred during the GSKit operation *<insert_3>* and the GSKit return code *<insert_1>* was generated.

Response

If the key database has been created then, after the cause of the failure has been resolved, delete it, remove the relevant registry state information and then re-try the certificate migration process. Use the standard facilities supplied with your system to record the problem identifier and save the generated output files, and then use either the [WebSphere MQ Support site](#), or the IBM support assistant at <http://www.ibm.com/software/support/isa/>, to see whether a solution is already available. If you are unable to find a match, contact your IBM support center. Do not discard these files until the problem has been resolved.

AMQ9736

The library *<insert_3>* was not found.

Severity

30 : Severe error

Explanation

An attempt to dynamically load the library *<insert_3>* failed because the library was not found. If this is a WebSphere MQ library, it is only available on WebSphere MQ server installations and is required when the Transfer Certificates (amqtcert) command is used to perform a queue manager operation. If this is a GSKit library, it should have been installed during the WebSphere MQ installation.

Response

Do not use the command to perform a queue manager operation on a WebSphere MQ client-only installation. If the command has been made on a WebSphere MQ server installation, or if it is a GSKit library which is missing, then record the problem identifier, save any generated output files and then use either the [WebSphere MQ Support site](#), or the IBM support assistant at <http://www.ibm.com/software/support/isa/>, to see whether a solution is already available. If you are unable to find a match, contact your IBM support center. Do not discard these files until the problem has been resolved.

AMQ9737

Unable to allocate memory.

Severity

30 : Severe error

Explanation

An attempt to allocate memory failed.

Response

Make more memory available to the command.

AMQ9739

The certificate store *<insert_3>* could not be accessed.

Severity

30 : Severe error

Explanation

The certificate store *<insert_3>* could not be accessed, and failed with Windows error code *<insert_1>*. If you are using the -c parameter check that the name given to amqtcert is correct. If you are using the -m parameter check the SSLKEYR value on the queue manager specified.

Response

Consult the Windows reference manual to determine the meaning of error *<insert_1>* if this value is non-zero. If the problem cannot be resolved then use the standard facilities supplied with your system to record the problem identifier and save the generated output files, and then use either the [WebSphere MQ Support site](#), or the IBM support assistant at <http://www.ibm.com/software/support/isa/>, to see whether a solution is already available. If you are unable to find a match, contact your IBM support center. Do not discard these files until the problem has been resolved.

AMQ9740

The certificate store *<insert_3>* could not be opened.

Severity

30 : Severe error

Explanation

The certificate store *<insert_3>* could not be opened, and failed with Windows error code *<insert_1>*.

Response

Consult the Windows reference manual to determine the meaning of error *<insert_1>* if this value is non-zero. If the problem cannot be resolved then use the standard facilities supplied with your system to record the problem identifier and save the generated output files, and then use either the [WebSphere MQ Support site](#), or the IBM support assistant at <http://www.ibm.com/software/support/isa/>, to see whether a solution is already available. If you are unable to find a match, contact your IBM support center. Do not discard these files until the problem has been resolved.

AMQ9741

A problem occurred during a Windows operation.

Severity

30 : Severe error

Explanation

During operation *<insert_3>*, the Windows return code *<insert_1>* was generated.

Response

Consult the Windows reference manual to determine the meaning of return code *<insert_1>* for operation *<insert_3>*.

AMQ9742

A problem occurred during a GSKit operation.

Severity

30 : Severe error

Explanation

During operation <insert_3>, the GSKit return code <insert_1> was generated.

Response

Use the standard facilities supplied with your system to record the problem identifier and save the generated output files, and then use either the [WebSphere MQ Support site](http://www.ibm.com/software/support/isa/), or the IBM support assistant at <http://www.ibm.com/software/support/isa/>, to see whether a solution is already available. If you are unable to find a match, contact your IBM support center. Do not discard these files until the problem has been resolved.

AMQ9743

A certificate failed to be migrated and failed to be logged.

The certificate's details are:

[Microsoft Certificate Store], [Subject], [Issuer], [Serial Number]:

<insert_3>.

Severity

30 : Severe error

Explanation

There was a problem trying to migrate a certificate to the GSKit key database <insert_5>.

Response

Refer to the previous message in the error log to determine why the migration failed.

AMQ9744

No matching automatic migration registry entry.

Severity

10 : Warning

Explanation

There is no automatic certificate migration entry in the registry which matches the input provided.

Response

None, if the entry was correctly specified. Otherwise, input the command again with correct parameters.

AMQ9745

amqtcert: insufficient memory to migrate certificates.

Severity

30 : Severe error

Explanation

An attempt to allocate memory failed while amqtcert was migrating certificate file <insert_3>.sto'. The migration did not complete successfully.

Response

Do not delete <insert_3>.sto', but delete all other files called <insert_4>.*' (these were created as a result of the failed migration). Also, if you want to rerun this migration automatically, use the -r flag on amqtcert to remove the automatic migration registry entry for this .sto file. Then use the -a flag on amqtcert to create a new automatic migration registry entry for this .sto file.

Make more memory available. Rerun the migration.

AMQ9746

File <insert_3> not found.

Severity

30 : Severe error

Explanation

The file specified as a command argument has not been found. The characters ".sto" have been automatically appended to the file name.

Response

Check that file exists and that it is specified as the absolute (rather than relative) directory path and file name (excluding the .sto suffix) of the Microsoft Certificate Store.

AMQ9747

Usage: amqtcert [-a] [-c [Filename | *]] [-e ExpirationTime] [-g FileName]

[-i ListNumber] [-l] [-m [QMgrName | *]] [-p Password]

[-r] [-u ClientLogonID] [-w FileName]

Severity

0 : Information

Response

None.

AMQ9748

A problem occurred accessing the Windows registry.

Severity

30 : Severe error

Explanation

An attempt to access a key or value or data field in the Windows registry key failed. The failure may be due to part of the registry being in an invalid state or may be due to insufficient authority to access that part. The WebSphere MQ error recording routine has been called.

Response

If *<insert_3>* includes the name of a Windows call, consult the Windows reference manual to determine the meaning of status *<insert_1>* for that call. Use the standard facilities supplied with your system to record the problem identifier, and to save the generated output files. Use either the [WebSphere MQ Support site](#), or the IBM support assistant at <http://www.ibm.com/software/support/isa/>, to see whether a solution is already available. If you are unable to find a match, contact your IBM support center. Do not discard these files until the problem has been resolved.

AMQ9749

Invalid combination of command arguments.

Severity

30 : Severe error

Explanation

The command syntax is incorrect because of an invalid combination of arguments.

Response

Re-try the command using a valid combination of arguments.

AMQ9750

File *<insert_3>* already exists.

Severity

30 : Severe error

Explanation

The file *<insert_3>* cannot be created because it already exists.

Response

Ensure that the file does not exist in the directory. If necessary, make a copy of the file before renaming or moving or deleting it.

AMQ9751

You are not authorized to perform the requested operation.

Severity

30 : Severe error

Explanation

You tried to issue a command for which you are not authorized.

Response

Contact your system administrator to perform the command for you or to request authority to perform the command.

AMQ9752

A certificate failed to be migrated because a Windows operation failed.

The certificate's details are:

[Microsoft Certificate Store], [Subject], [Issuer], [Serial Number]:

<insert_4>.

Severity

30 : Severe error

Explanation

A personal certificate could not be migrated because there was a failure during the Windows operation <insert_3> with a return code of <insert_1>. A personal certificate is exported, with its private key data, from the Microsoft Certificate Store prior to being imported into the GSKit key database. The failure occurred during the export and is probably due to a problem with accessing or using the private key data associated with the personal certificate.

Response

Check that the private key data is available and that you have authority to access it. Consult the Windows reference manual to determine the meaning of return code <insert_1> for operation <insert_3>.

AMQ9753

File <insert_3> is empty.

Severity

30 : Severe error

Explanation

The file <insert_3> cannot be used because it is empty.

Response

Ensure that the correct file has been used and if necessary investigate the reason for it being empty.

AMQ9754

A certificate failed to be migrated because a GSKit operation failed.

The certificate's details are:

[Microsoft Certificate Store], [Subject], [Issuer], [Serial Number]:

<insert_4>.

Severity

30 : Severe error

Explanation

During operation <insert_3>, the GSKit return code <insert_1> was generated.

Response

Use the standard facilities supplied with your system to record the problem identifier and save the generated output files, and then use either the [WebSphere MQ Support site](http://www.ibm.com/software/support/isa/), or the IBM support assistant at <http://www.ibm.com/software/support/isa/>, to see whether a solution is already available. If you are unable to find a match, contact your IBM support center. Do not discard these files until the problem has been resolved.

AMQ9755

Certificate migration has completed with some failures. The number of certificates migrated was <insert_1>.

Severity

0 : Information

Explanation

The migration of certificates from the Microsoft Certificate Store <insert_3> to the GSKit key database

<insert_4> has completed but there has been one or more failures. The number of certificates migrated was <insert_1>.

Response

If any certificates were migrated, use the GSKit iKeyman GUI to verify that the GSKit key database contains all the certificates required to support the intended SSL channel. The failures must be resolved otherwise the SSL channel may subsequently fail to start. Refer to previous messages in the error log to determine the cause of such failures.

AMQ9756

The number of certificates in the Microsoft Certificate Store <insert_3> is <insert_1>.

Severity

0 : Information

Explanation

Provides a count of the number of certificates in the Microsoft Certificate Store <insert_3>.

Response

None.

AMQ9757

Certificate <insert_1>

Severity

0 : Information

Explanation

None.

Response

None.

AMQ9758

Subject: <insert_3>

Severity

0 : Information

Explanation

None.

Response

None.

AMQ9759

Issuer: <insert_3>

Severity

0 : Information

Explanation

None.

Response

None.

AMQ9760

Valid From: <insert_3> to <insert_4>

Severity

0 : Information

Explanation

None.

Response

None.

AMQ9761

Certificate Usage: <All>

Severity

0 : Information

Explanation

None.

Response

None.

AMQ9762

Certificate Usage: <insert_3>

Severity

0 : Information

Explanation

None.

Response

None.

AMQ9763

Certificate Type: Personal

Severity

0 : Information

Explanation

None.

Response

None.

AMQ9764

Certificate Type: Signer

Severity

0 : Information

Explanation

None.

Response

None.

AMQ9765

Personal certificate not found for the command option "-i <insert_1>".

Severity

30 : Severe error

Explanation

The Transfer Certificates (amqtcert) command was executed using the "-i ListNumber" option with a value of <insert_1>. However, no personal certificate was found which corresponded to this value. Certificate migration has failed and no certificates were migrated.

Response

Check that the option value corresponds to a correctly identified personal certificate. If it is not correct then run the command using the "-l List" option to determine the correct number. A GSKit key database, and its associated key database files, was created when the command was run using the "-i ListNumber" option. The database and associated files must be deleted before re-trying the command with the "-i" option.

AMQ9766

A failure occurred creating the GSKit key database <insert_4>.

Severity

30 : Severe error

Explanation

GSKit was unable to create the key database and its associated files. During the GSKit operation *<insert_3>*, the return code *<insert_1>* was generated. This is probably due to insufficient authority or to insufficient disk space being available.

Response

Check that you have sufficient authority and that there is sufficient disk space available.

AMQ9767

Usage: strmqikm [iKeymanWorkingDirectory]

Severity

0 : Information

Response

None.

AMQ9768

Directory *<insert_3>* not found.

Severity

30 : Severe error

Explanation

The directory specified as a command argument has not been found.

Response

Check that the directory exists and that it is specified as an absolute (rather than relative) directory path.

AMQ9769

Usage: runmqckm

-keydb -changepw Change the password for a key database

-convert Convert the format of a key database

-create Create a key database

-delete Delete a key database

-stashpw Stash the password of a key database into a file

-list Currently supported types of key database.

-cert -add Add a CA Certificate

-create Create a self-signed certificate

-delete Delete a certificate

-details Show the details of a specific certificate

-export Export a personal certificate and associated private key into a PKCS12 file or a key database

-extract Extract a certificate from a key database

-getdefault Show the default personal certificate

-import Import a certificate from a key database or a PKCS12 file

-list List certificates in a key database

-modify Modify a certificate (NOTE: the only field that may be modified is the trust field)

-receive Receive a certificate

-setdefault Set the default personal certificate

- sign Sign a certificate
- certreq -create Create a certificate request
- delete Delete a certificate request from a certificate request database
- details Show the details of a specific certificate request
- extract Extract a certificate from a certificate request database
- list List all certificate requests in a certificate request database
- recreate Recreate a certificate request
- version Display iKeycmd version information
- help Display this help text

Severity

0 : Information

Response

None.

AMQ9770

The SSL key repository password has expired.

Severity

30 : Severe error

Explanation

The SSL key repository cannot be used because the password has expired.

The channel is *<insert_3>*; in some cases its name cannot be determined and so is shown as '????'. The channel did not start.

Response

Use your key management tool to reset the password of the SSL key repository, ensuring that a new password stash file is generated.

AMQ9771

SSL handshake failed.

Severity

30 : Severe error

Explanation

The SSL handshake with host *<insert_3>* failed. The SSL handshake was performed using the Java Secure Socket Extension (JSSE).

Response

The SSLSocketFactory used was *<insert_5>*, where 'default' indicates that the JVM's default SSLSocketFactory was used.

The exception thrown by the *<insert_4>* call was *<insert_1>*. Review the exception message for a description of the failure.

Also examine the error logs at the remote end of the channel. These may contain additional information on why the SSL handshake failed.

AMQ9913

The specified local address *<insert_3>* cannot be resolved to an IP address. The return code is *<insert_1>*.

Severity

30 : Severe error

Explanation

An attempt to resolve the local address host name to an IP address has failed.

Response

Check that the local address host name is correct and has an entry in the DNS database.

AMQ9914

The type of local address specified is incompatible with the IP protocol (<insert_3>) used.

Severity

30 : Severe error

Explanation

An attempt to use a local address that is incompatible with the IP protocol used.

Response

Make sure that the local address specified is of the same type (IPv4 or IPv6) as the IP Protocol.

AMQ9915

The IP protocol <insert_3> is not present on the system.

Severity

30 : Severe error

Explanation

An attempt to use an IP protocol that is not present on the system has been made.

Response

Install the required IP protocol or use an IP protocol that is available on the system. This error can also occur if the system is short of memory or other system resources.

AMQ9920

A SOAP Exception has been thrown.

Severity

30 : Severe error

Explanation

A SOAP method encountered a problem and has thrown an exception. Details of the exception are:

<insert_3>

Response

Investigate why the SOAP method threw the exception.

AMQ9921

An error was encountered writing to the Dead Letter Queue.

Severity

30 : Severe error

Explanation

An error was encountered when an attempt was made to write a message to Dead Letter Queue <insert_3>. The message was <insert_4>.

Response

Ensure that Dead Letter Queue <insert_3> exists and is put enabled. Ensure that the Queue Manager attribute DEADQ is set up correctly. Resend the SOAP message.

AMQ9922

Maximum wait time exceeded on queue <insert_3>.

Severity

30 : Severe error

Explanation

The maximum time waiting for a message to arrive on queue <insert_3> has been exceeded.

Response

Ensure that the queue is not put inhibited. Ensure that messages are being written to the queue.

AMQ9923

Insufficient parameters on command.

Severity

30 : Severe error

Explanation

The SOAP command has been issued with insufficient parameters.

Response

Supply the correct number of parameters and reissue the command.

AMQ9924

Usage: amqwSOAPNETListener -u WebSphere MQUri

[-w WebServiceDirectory] [-n MaxThreads]

[-d StayAlive] [-i IdContext]

[-x TransactionalControl] [-a Integrity] [-? ThisHelp]

Severity

0 : Information

Explanation

This shows the correct usage.

Response

None.

AMQ9925

Cannot connect to queue manager <insert_3>.

Severity

30 : Severe error

Explanation

A SOAP application or the SOAP listener cannot connect to the queue manager <insert_3> using <insert_4> bindings.

Response

Ensure the bindings are set to the correct value and that the queue manager exists. Check any error messages from the Java MQQueueManager class.

AMQ9926

Null SOAP action specified in a received SOAP message.

Severity

30 : Severe error

Explanation

A NULL soap action has been specified in the SOAP message <insert_3>. The message will not be processed.

Response

Include the appropriate SOAP action in the SOAP message.

AMQ9927

MQ queue backout threshold exceeded.

Severity

30 : Severe error

Explanation

The WebSphere MQ backout threshold value has been exceeded for queue <insert_3>, processing message <insert_4>.

Response

Correct the backout threshold value for queue <insert_3> and resend the SOAP message.

AMQ9928

Target service or URI is missing from a SOAP message.

Severity

30 : Severe error

Explanation

The target service or the target URI is missing from SOAP message *<insert_3>*.

Response

Supply a target service or the target URI in the SOAP message.

AMQ9929

Message backout for message (*<insert_3>*) failed.

Severity

30 : Severe error

Explanation

Backout for a message has failed.

Response

Investigate the reason for the backout failure.

AMQ9930

Required Option *<insert_3>* missing from command.

Severity

30 : Severe error

Explanation

The SOAP command was issued with mandatory option *<insert_3>* missing.

Response

Reissue the SOAP command supplying the missing option.

AMQ9931

Invalid value *<insert_3>* specified for option *<insert_4>*.

Severity

30 : Severe error

Explanation

THE SOAP command was issued with an invalid value for an option.

Response

Reissue the SOAP command supplying the correct option value.

AMQ9932

Application host class not found

Severity

30 : Severe error

Explanation

Application host class *<insert_3>* has not been found.

Response

Specify the correct application host class in the SOAP message.

AMQ9933

Options *<insert_3>* and *<insert_4>* are mutually exclusive

Severity

30 : Severe error

Explanation

The SOAP command was issued with incompatible options *<insert_3>* and *<insert_4>*.

Response

Reissue the SOAP command supplying compatible options.

AMQ9934

Could not parse URL <insert_3>. MQCC_FAILED(2) MQRC_SOAP_URL_ERROR(2212).

Severity

30 : Severe error

Explanation

Could not parse URL <insert_3>. MQCC_FAILED(2) MQRC_SOAP_URL_ERROR(2212).

Response

Correct the URL and retry.

AMQ9935

Illegal URL <insert_3>. MQCC_FAILED(2) MQRC_SOAP_URL_ERROR(2212).

Severity

30 : Severe error

Explanation

.The URL <insert_3> failed validation.. MQCC_FAILED(2) MQRC_SOAP_URL_ERROR(2212).

Response

Correct the URL and retry.

AMQ9936

Cannot get connection using <insert_3> bindings. MQCC_FAILED(2) MQRC_CONNECTION_ERROR(2273).

Severity

30 : Severe error

Explanation

.Cannot get connection using <insert_3> bindings. MQCC_FAILED(2) MQRC_CONNECTION_ERROR(2273).

Response

Check that the queue manager is available and running.

AMQ9937

The asyncResult is null. MQCC_FAILED(2) MQRC_SOAP_DOTNET_ERROR.(2210).

Severity

30 : Severe error

Explanation

.The asyncResult is null. MQCC_FAILED(2) MQRC_SOAP_DOTNET_ERROR.(2210).

Response

Check why the SOAP responses are not being received.

AMQ9938

SOAP/WebSphere MQ Timeout.

Severity

30 : Severe error

Explanation

.The MQGET operation timed out. MQCC_FAILED(2) MQRC_SOAP_DOTNET_ERROR.(2210).

Response

Check why the SOAP responses are not being received. MQCC_FAILED(2) MQRC_SOAP_DOTNET_ERROR.(2210).

AMQ9939

SOAP/WebSphere MQ Error. MQCC_FAILED(2) MQRC_SOAP_DOTNET_ERROR.(2210).

Severity

30 : Severe error

Explanation

.A SOAP error was detected. MQCC_FAILED(2) MQRC_SOAP_DOTNET_ERROR.(2210).

Response

Check the WebSphere MQ logs for the reason of the failure.

AMQ9940

Report message returned in MQWebResponse. MQCC_FAILED(2) MQRC_SOAP_DOTNET_ERROR.(2210).

Severity

30 : Severe error

Explanation

.Report message returned in MQWebResponse. MQCC_FAILED(2) MQRC_SOAP_DOTNET_ERROR.(2210).

Response

Check the report message for the reason of the failure.

AMQ9941

No RFH2 header recognised. MQCC_FAILED(2) MQRCCF_MD_FORMAT_ERROR(3023).

Severity

30 : Severe error

Explanation

.No RFH2 header recognised. MQCC_FAILED(2) MQRCCF_MD_FORMAT_ERROR(3023).

Response

Check why the message is being sent with no RFH2 header.

AMQ9942

Message format is not MQFMT_NONE. MQCC_FAILED(2) MQRC_RFH_FORMAT_ERROR(2421).

Severity

30 : Severe error

Explanation

.Message format is not MQFMT_NONE. MQCC_FAILED(2) MQRC_RFH_FORMAT_ERROR(2421).

Response

Correct the message format and retry.

AMQ9943

Unrecognised RFH2 version. MQCC_FAILED(2) MQRC_RFH_FORMAT_ERROR(2421).

Severity

30 : Severe error

Explanation

.Unrecognised RFH2 version. MQCC_FAILED(2) MQRC_RFH_FORMAT_ERROR(2421).

Response

Correct the version in the RFH2 message and retry.

AMQ9944

Invalid RFH2 length. MQCC_FAILED(2) MQRC_RFH_FORMAT_ERROR(2421).

Severity

30 : Severe error

Explanation

.Invalid RFH2 length. MQCC_FAILED(2) MQRC_RFH_FORMAT_ERROR(2421).

Response

Correct the RFH2 length and retry.

AMQ9945

Illegal RFH2 <insert_3> folder length. MQCC_FAILED(2) MQRC_RFH_FORMAT_ERROR(2421).

Severity

30 : Severe error

Explanation

.Illegal RFH2 <insert_3> folder length. MQCC_FAILED(2) MQRC_RFH_FORMAT_ERROR(2421).

Response

Correct the RFH2 message and retry.

AMQ9946

Invalid actual message length. MQCC_FAILED(2) MQRC_RFH_FORMAT_ERROR(2421).

Severity

30 : Severe error

Explanation

.Invalid actual message length. MQCC_FAILED(2) MQRC_RFH_FORMAT_ERROR(2421).

Response

Correct the RFH2 message and retry.

AMQ9947

Illegal RFH2 Folder <insert_3> <insert_4>. MQCC_FAILED(2) MQRC_RFH_FORMAT_ERROR(2421).

Severity

30 : Severe error

Explanation

.Illegal RFH2 Folder <insert_3> <insert_4>. MQCC_FAILED(2) MQRC_RFH_FORMAT_ERROR(2421).

Response

Correct the RFH2 folder syntax/format and retry.

AMQ9948

Backout Threshold exceeded. MQCC_FAILED(2) MQRC_BACKOUT_THRESHOLD_REACHED(2362).

Severity

30 : Severe error

Explanation

.Backout Threshold exceeded. MQCC_FAILED(2) MQRC_BACKOUT_THRESHOLD_REACHED(2362).

Response

Correct the backout threshold limit and retry.

AMQ9949

<insert_3> missing from RFH2. MQCC_FAILED(2) MQRC_RFH_PARM_MISSING(2339).

Severity

30 : Severe error

Explanation

.<insert_3> missing from RFH2. MQCC_FAILED(2) MQRC_RFH_PARM_MISSING(2339).

Response

Correct the RFH2 message and retry.

AMQ9950

Target service missing from SOAP URL. MQCC_FAILED(2) MQRC_SOAP_URL_ERROR(2212).

Severity

30 : Severe error

Explanation

.Target service missing from SOAP URL. MQCC_FAILED(2) MQRC_SOAP_URL_ERROR(2212).

Response

Correct the URL and retry.

AMQ9951

Asynchronous request queued successfully. MQCC_OK(0).

Severity

30 : Severe error

Explanation

.Asynchronous request queued successfully. MQCC_OK(0).

Response

Wait for response if any is expected.

AMQ9952

Unexpected message type received. MQCC_FAILED(2) MQRC_UNEXPECTED_MSG_TYPE.(2215).

Severity

30 : Severe error

Explanation

.A message of the wrong type was received; for instance, a report message was received when one had not been requested.

Response

If you are running WebSphere MQ SOAP using the IBM supplied SOAP/WebSphere MQ sender, please contact IBM. If you are running WebSphere MQ SOAP using a bespoke sender, please check that the SOAP/WebSphere MQ request message has the correct options.

AMQ9953

Either the ContentType or the TransportVersion in the RFH2 header have the wrong value. MQCC_FAILED(2) MQRC_RFH_HEADER_FIELD_ERROR(2228)

Severity

30 : Severe error

Explanation

.Either the ContentType or the TransportVersion in the RFH2 header have the wrong value. MQCC_FAILED(2) MQRC_RFH_HEADER_FIELD_ERROR(2228)

Response

Correct the message format and retry.

AMQ9954

ViaTran.Redirect called out of transaction MQCC_FAILED(2) MQRC_SOAP_DOTNET_ERROR(2410)

Severity

30 : Severe error

Explanation

.ViaTran.Redirect called out of transaction MQCC_FAILED(2) MQRC_SOAP_DOTNET_ERROR(2410)

Response

Make sure ViaTran.Redirect is only called in a transaction.

AMQ9955

Usage: amqswsdl [?] Uri inputFile outputFile

Severity

0 : Information

Explanation

This shows the correct usage.

Response

None.

AMQ9990 (i5/OS)

Keyword <insert_3> not valid for this command or the command is incomplete.

Severity

40 : Stop Error

Explanation

The command is incomplete, or an invalid keyword was specified, or the parameter value of the keyword was not specified.

Response

Complete the command, or correct the keyword, or add the parameter value, and then try the command again.

AMQ9991 (i5/OS)

The value specified is not allowed by the command.

Severity

40 : Stop Error

Explanation

<insert_3> not valid for parameter <insert_4>.

Response

Enter one of the values that is defined for the parameter, and try the command again. More information on parameters and commands can be found in the CL reference manual or the appropriate licensed program manual.

AMQ9992 (i5/OS)

A matching parenthesis not found.

Severity

40 : Stop Error

Explanation

A matching left or right parenthesis is missing.

Response

Add the missing parenthesis or remove the extra parenthesis.

AMQ9999

Channel program ended abnormally.

Severity

30 : Severe error


Explanation

Channel program <insert_3> ended abnormally.

Response

Look at previous error messages for channel program <insert_3> in the error files to determine the cause of the failure.

Parent topic: [Diagnostic messages: AMQ4000-9999](#)

 This build: January 26, 2011 12:02:12

[Notices](#) | [Trademarks](#) | [Downloads](#) | [Library](#) | [Support](#) | [Feedback](#)

© Copyright IBM Corporation 1999, 2009. All Rights Reserved.

This topic's URL:

amq9

2. API completion and reason codes


For each call, a completion code and a reason code are returned by the queue manager or by an exit routine, to indicate the success or failure of the call.

For more information about the WebSphere® MQ API, see the [WebSphere MQ Application Programming Guide](#) and the [WebSphere MQ Application Programming Reference](#) manual.

[Completion codes](#)

[Reason codes](#)

Parent topic: [Messages](#)

 This build: January 26, 2011 12:02:12

[Notices](#) | [Trademarks](#) | [Downloads](#) | [Library](#) | [Support](#) | [Feedback](#)

© Copyright IBM Corporation 1999, 2009. All Rights Reserved.

This topic's URL:

fm12010_

2.1. Completion codes

The following is a list of the completion codes (MQCC) returned by WebSphere® MQ

0: Successful completion (MQCC_OK)

The call completed fully; all output parameters have been set.

The *Reason* parameter always has the value MQRC_NONE in this case.

1: Warning (partial completion) (MQCC_WARNING)

The call completed partially. Some output parameters might have been set in addition to the *CompCode* and *Reason* output parameters.


The *Reason* parameter gives additional information.

2: Call failed (MQCC_FAILED)

The processing of the call did not complete, and the state of the queue manager is normally unchanged; exceptions are specifically noted. Only the *CompCode* and *Reason* output parameters have been set; all other parameters are unchanged.

The reason might be a fault in the application program, or it might be a result of some situation external to the program, for example the application's authority might have been revoked. The *Reason* parameter gives additional information.

Parent topic: [API completion and reason codes](#)

 This build: January 26, 2011 12:02:13

[Notices](#) | [Trademarks](#) | [Downloads](#) | [Library](#) | [Support](#) | [Feedback](#)

© Copyright IBM Corporation 1999, 2009. All Rights Reserved.

This topic's URL:

fm12020_

2.2. Reason codes

The reason code parameter (*Reason*) is a qualification to the completion code parameter (*CompCode*).

If there is no special reason to report, MQRC_NONE is returned. A successful call returns MQCC_OK and MQRC_NONE.

If the completion code is either MQCC_WARNING or MQCC_FAILED, the queue manager always reports a qualifying reason; details are given under each call description.


Where user exit routines set completion codes and reasons, they should adhere to these rules. In addition, any special reason values defined by user exits should be less than zero, to ensure that they do not conflict with values defined by the queue manager. Exits can set reasons already defined by the queue manager, where these are appropriate.

Reason codes also occur in:

- The *Reason* field of the MQDLH structure
- The *Feedback* field of the MQMD structure

[Reason code list](#)

Parent topic: [API completion and reason codes](#)

 This build: January 26, 2011 12:02:13

[Notices](#) | [Trademarks](#) | [Downloads](#) | [Library](#) | [Support](#) | [Feedback](#)

© Copyright IBM Corporation 1999, 2009. All Rights Reserved.

This topic's URL:

fm12030_

2.2.1. Reason code list

The following is a list of reason codes, in numeric order, providing detailed information to help you understand them, including:

- An explanation of the circumstances that have caused the code to be raised
- The associated completion code
- Suggested programmer actions in response to the code

[0 \(0000\) \(RC0\): MQRC_NONE](#)

[900 \(0384\) \(RC900\): MQRC_APPL_FIRST](#)

[999 \(03E7\) \(RC999\): MQRC_APPL_LAST](#)

[2001 \(07D1\) \(RC2001\): MQRC_ALIAS_BASE_Q_TYPE_ERROR](#)

[2002 \(07D2\) \(RC2002\): MQRC_ALREADY_CONNECTED](#)

[2003 \(07D3\) \(RC2003\): MQRC_BACKED_OUT](#)

[2004 \(07D4\) \(RC2004\): MQRC_BUFFER_ERROR](#)

[2005 \(07D5\) \(RC2005\): MQRC_BUFFER_LENGTH_ERROR](#)

[2006 \(07D6\) \(RC2006\): MQRC_CHAR_ATTR_LENGTH_ERROR](#)

[2007 \(07D7\) \(RC2007\): MQRC_CHAR_ATTRS_ERROR](#)

[2008 \(07D8\) \(RC2008\): MQRC_CHAR_ATTRS_TOO_SHORT](#)

[2009 \(07D9\) \(RC2009\): MQRC_CONNECTION_BROKEN](#)

[2010 \(07DA\) \(RC2010\): MQRC_DATA_LENGTH_ERROR](#)

[2011 \(07DB\) \(RC2011\): MQRC_DYNAMIC_Q_NAME_ERROR](#)

[2012 \(07DC\) \(RC2012\): MQRC_ENVIRONMENT_ERROR](#)

[2013 \(07DD\) \(RC2013\): MQRC_EXPIRY_ERROR](#)

[2014 \(07DE\) \(RC2014\): MQRC_FEEDBACK_ERROR](#)

[2016 \(07E0\) \(RC2016\): MQRC_GET_INHIBITED](#)

[2017 \(07E1\) \(RC2017\): MQRC_HANDLE_NOT_AVAILABLE](#)

[2018 \(07E2\) \(RC2018\): MQRC_HCONN_ERROR](#)

[2019 \(07E3\) \(RC2019\): MQRC_HOBJ_ERROR](#)

[2020 \(07E4\) \(RC2020\): MQRC_INHIBIT_VALUE_ERROR](#)

[2021 \(07E5\) \(RC2021\): MQRC_INT_ATTR_COUNT_ERROR](#)

[2022 \(07E6\) \(RC2022\): MQRC_INT_ATTR_COUNT_TOO_SMALL](#)

[2023 \(07E7\) \(RC2023\): MQRC_INT_ATTRS_ARRAY_ERROR](#)

2024 (07E8) (RC2024): MQRC SYNCPOINT LIMIT REACHED

2025 (07E9) (RC2025): MQRC MAX CONNS LIMIT REACHED

2026 (07EA) (RC2026): MQRC MD ERROR

2027 (07EB) (RC2027): MQRC MISSING REPLY TO Q

2029 (07ED) (RC2029): MQRC MSG TYPE ERROR

2030 (07EE) (RC2030): MQRC MSG TOO BIG FOR Q

2031 (07EF) (RC2031): MQRC MSG TOO BIG FOR Q MGR

2033 (07F1) (RC2033): MQRC NO MSG AVAILABLE

2034 (07F2) (RC2034): MQRC NO MSG UNDER CURSOR

2035 (07F3) (RC2035): MQRC NOT AUTHORIZED

2036 (07F4) (RC2036): MQRC NOT OPEN FOR BROWSE

2037 (07F5) (RC2037): MQRC NOT OPEN FOR INPUT

2038 (07F6) (RC2038): MQRC NOT OPEN FOR INQUIRE

2039 (07F7) (RC2039): MQRC NOT OPEN FOR OUTPUT

2040 (07F8) (RC2040): MQRC NOT OPEN FOR SET

2041 (07F9) (RC2041): MQRC OBJECT CHANGED

2042 (07FA) (RC2042): MQRC OBJECT IN USE

2043 (07FB) (RC2043): MQRC OBJECT TYPE ERROR

2044 (07FC) (RC2044): MQRC OD ERROR

2045 (07FD) (RC2045): MQRC OPTION NOT VALID FOR TYPE

2046 (07FE) (RC2046): MQRC OPTIONS ERROR

2047 (07FF) (RC2047): MQRC PERSISTENCE ERROR

2048 (0800) (RC2048): MQRC PERSISTENT NOT ALLOWED

2049 (0801) (RC2049): MQRC PRIORITY EXCEEDS MAXIMUM

2050 (0802) (RC2050): MQRC PRIORITY ERROR

2051 (0803) (RC2051): MQRC PUT INHIBITED

2052 (0804) (RC2052): MQRC Q DELETED

2053 (0805) (RC2053): MQRC Q FULL

2055 (0807) (RC2055): MQRC Q NOT EMPTY

2056 (0808) (RC2056): MQRC Q SPACE NOT AVAILABLE

2057 (0809) (RC2057): MQRC Q TYPE ERROR

2058 (080A) (RC2058): MQRC Q MGR NAME ERROR

2059 (080B) (RC2059): MQRC Q MGR NOT AVAILABLE

2061 (080D) (RC2061): MQRC REPORT OPTIONS ERROR

2062 (080E) (RC2062): MQRC SECOND MARK NOT ALLOWED

2063 (080F) (RC2063): MQRC SECURITY ERROR

2065 (0811) (RC2065): MQRC SELECTOR COUNT ERROR

2066 (0812) (RC2066): MQRC SELECTOR LIMIT EXCEEDED

2067 (0813) (RC2067): MQRC SELECTOR ERROR

2068 (0814) (RC2068): MQRC SELECTOR NOT FOR TYPE

2069 (0815) (RC2069): MQRC SIGNAL OUTSTANDING

2070 (0816) (RC2070): MQRC SIGNAL REQUEST ACCEPTED

2071 (0817) (RC2071): MQRC STORAGE NOT AVAILABLE

2072 (0818) (RC2072): MQRC SYNCPOINT NOT AVAILABLE

2075 (081B) (RC2075): MQRC TRIGGER CONTROL ERROR

2076 (081C) (RC2076): MQRC TRIGGER DEPTH ERROR

2077 (081D) (RC2077): MQRC TRIGGER MSG PRIORITY ERR

2078 (081E) (RC2078): MQRC TRIGGER TYPE ERROR

2079 (081F) (RC2079): MQRC TRUNCATED MSG ACCEPTED

2080 (0820) (RC2080): MQRC TRUNCATED MSG FAILED

2082 (0822) (RC2082): MQRC UNKNOWN ALIAS BASE Q

2085 (0825) (RC2085): MQRC UNKNOWN OBJECT NAME

2086 (0826) (RC2086): MQRC UNKNOWN OBJECT Q MGR

2087 (0827) (RC2087): MQRC UNKNOWN REMOTE Q MGR

2090 (082A) (RC2090): MQRC WAIT INTERVAL ERROR

2091 (082B) (RC2091): MQRC XMIT Q TYPE ERROR

2092 (082C) (RC2092): MQRC XMIT Q USAGE ERROR

2093 (082D) (RC2093): MQRC NOT OPEN FOR PASS ALL

2094 (082E) (RC2094): MQRC NOT OPEN FOR PASS IDENT

2095 (082F) (RC2095): MQRC NOT OPEN FOR SET ALL

2096 (0830) (RC2096): MQRC NOT OPEN FOR SET IDENT

2097 (0831) (RC2097): MQRC CONTEXT HANDLE ERROR

2098 (0832) (RC2098): MQRC CONTEXT NOT AVAILABLE

2099 (0833) (RC2099): MQRC SIGNAL1 ERROR

2100 (0834) (RC2100): MQRC OBJECT ALREADY EXISTS

2101 (0835) (RC2101): MQRC OBJECT DAMAGED

2102 (0836) (RC2102): MQRC RESOURCE PROBLEM

2103 (0837) (RC2103): MQRC ANOTHER Q MGR CONNECTED

2104 (0838) (RC2104): MQRC UNKNOWN REPORT OPTION

2105 (0839) (RC2105): MQRC STORAGE CLASS ERROR

2106 (083A) (RC2106): MQRC COD NOT VALID FOR XCF Q

2107 (083B) (RC2107): MQRC XWAIT CANCELED

2108 (083C) (RC2108): MQRC XWAIT ERROR

2109 (083D) (RC2109): MQRC SUPPRESSED BY EXIT

2110 (083E) (RC2110): MQRC FORMAT ERROR

2111 (083F) (RC2111): MQRC SOURCE CCSID ERROR

2112 (0840) (RC2112): MQRC SOURCE INTEGER ENC ERROR

2113 (0841) (RC2113): MQRC SOURCE DECIMAL ENC ERROR

2114 (0842) (RC2114): MQRC SOURCE FLOAT ENC ERROR

2115 (0843) (RC2115): MQRC TARGET CCSID ERROR

2116 (0844) (RC2116): MQRC TARGET INTEGER ENC ERROR

2117 (0845) (RC2117): MQRC TARGET DECIMAL ENC ERROR

2118 (0846) (RC2118): MQRC TARGET FLOAT ENC ERROR

2119 (0847) (RC2119): MQRC NOT CONVERTED

2120 (0848) (RC2120): MQRC CONVERTED MSG TOO BIG

2121 (0849) (RC2121): MQRC NO EXTERNAL PARTICIPANTS

2122 (084A) (RC2122): MQRC PARTICIPANT NOT AVAILABLE

2123 (084B) (RC2123): MQRC OUTCOME MIXED

2124 (084C) (RC2124): MQRC OUTCOME PENDING

2125 (084D) (RC2125): MQRC BRIDGE STARTED

2126 (084E) (RC2126): MQRC BRIDGE STOPPED

2127 (084F) (RC2127): MQRC ADAPTER STORAGE SHORTAGE

2128 (0850) (RC2128): MQRC UOW IN PROGRESS

2129 (0851) (RC2129): MQRC ADAPTER CONN LOAD ERROR

2130 (0852) (RC2130): MQRC ADAPTER SERV LOAD ERROR

2131 (0853) (RC2131): MQRC ADAPTER DEFS ERROR

[2132 \(0854\) \(RC2132\): MQRC ADAPTER DEFS LOAD ERROR](#)

[2133 \(0855\) \(RC2133\): MQRC ADAPTER CONV LOAD ERROR](#)

[2134 \(0856\) \(RC2134\): MQRC BO ERROR](#)

[2135 \(0857\) \(RC2135\): MQRC DH ERROR](#)

[2136 \(0858\) \(RC2136\): MQRC MULTIPLE REASONS](#)

[2137 \(0859\) \(RC2137\): MQRC OPEN FAILED](#)

[2138 \(085A\) \(RC2138\): MQRC ADAPTER DISC LOAD ERROR](#)

[2139 \(085B\) \(RC2139\): MQRC CNO ERROR](#)

[2140 \(085C\) \(RC2140\): MQRC CICS WAIT FAILED](#)

[2141 \(085D\) \(RC2141\): MQRC DLH ERROR](#)

[2142 \(085E\) \(RC2142\): MQRC HEADER ERROR](#)

[2143 \(085F\) \(RC2143\): MQRC SOURCE LENGTH ERROR](#)

[2144 \(0860\) \(RC2144\): MQRC TARGET LENGTH ERROR](#)

[2145 \(0861\) \(RC2145\): MQRC SOURCE BUFFER ERROR](#)

[2146 \(0862\) \(RC2146\): MQRC TARGET BUFFER ERROR](#)

[2148 \(0864\) \(RC2148\): MQRC IIH ERROR](#)

[2149 \(0865\) \(RC2149\): MQRC PCF ERROR](#)

[2150 \(0866\) \(RC2150\): MQRC DBCS ERROR](#)

[2152 \(0868\) \(RC2152\): MQRC OBJECT NAME ERROR](#)

[2153 \(0869\) \(RC2153\): MQRC OBJECT Q MGR NAME ERROR](#)

[2154 \(086A\) \(RC2154\): MQRC RECS PRESENT ERROR](#)

[2155 \(086B\) \(RC2155\): MQRC OBJECT RECORDS ERROR](#)

[2156 \(086C\) \(RC2156\): MQRC RESPONSE RECORDS ERROR](#)

[2157 \(086D\) \(RC2157\): MQRC ASID MISMATCH](#)

[2158 \(086E\) \(RC2158\): MQRC PMO RECORD FLAGS ERROR](#)

[2159 \(086F\) \(RC2159\): MQRC PUT MSG RECORDS ERROR](#)

[2160 \(0870\) \(RC2160\): MQRC CONN ID IN USE](#)

[2161 \(0871\) \(RC2161\): MQRC Q MGR QUIESCING](#)

[2162 \(0872\) \(RC2162\): MQRC Q MGR STOPPING](#)

[2163 \(0873\) \(RC2163\): MQRC DUPLICATE RECOV COORD](#)

[2173 \(087D\) \(RC2173\): MQRC PMO ERROR](#)

[2182 \(0886\) \(RC2182\): MQRC API EXIT NOT FOUND](#)

2183 (0887) (RC2183): MQRC API EXIT LOAD ERROR

2184 (0888) (RC2184): MQRC REMOTE Q NAME ERROR

2185 (0889) (RC2185): MQRC INCONSISTENT PERSISTENCE

2186 (088A) (RC2186): MQRC GMO ERROR

2187 (088B) (RC2187): MQRC CICS BRIDGE RESTRICTION

2188 (088C) (RC2188): MQRC STOPPED BY CLUSTER EXIT

2189 (088D) (RC2189): MQRC CLUSTER RESOLUTION ERROR

2190 (088E) (RC2190): MQRC CONVERTED STRING TOO BIG

2191 (088F) (RC2191): MQRC TMC ERROR

2192 (0890) (RC2192): MQRC PAGESET FULL

2192 (0890) (RC2192): MQRC STORAGE MEDIUM FULL

2193 (0891) (RC2193): MQRC PAGESET ERROR

2194 (0892) (RC2194): MQRC NAME NOT VALID FOR TYPE

2195 (0893) (RC2195): MQRC UNEXPECTED ERROR

2196 (0894) (RC2196): MQRC UNKNOWN XMIT Q

2197 (0895) (RC2197): MQRC UNKNOWN DEF XMIT Q

2198 (0896) (RC2198): MQRC DEF XMIT Q TYPE ERROR

2199 (0897) (RC2199): MQRC DEF XMIT Q USAGE ERROR

2201 (0899) (RC2201): MQRC NAME IN USE

2202 (089A) (RC2202): MQRC CONNECTION QUIESCING

2203 (089B) (RC2203): MQRC CONNECTION STOPPING

2204 (089C) (RC2204): MQRC ADAPTER NOT AVAILABLE

2206 (089E) (RC2206): MQRC MSG ID ERROR

2207 (089F) (RC2207): MQRC CORREL ID ERROR

2208 (08A0) (RC2208): MQRC FILE SYSTEM ERROR

2209 (08A1) (RC2209): MQRC NO MSG LOCKED

2210 (08A2) (RC2210): MQRC SOAP DOTNET ERROR

2211 (08A3) (RC2211): MQRC SOAP AXIS ERROR

2212 (08A4) (RC2212): MQRC SOAP URL ERROR

2217 (08A9) (RC2217): MQRC CONNECTION NOT AUTHORIZED

2218 (08AA) (RC2218): MQRC MSG TOO BIG FOR CHANNEL

2219 (08AB) (RC2219): MQRC CALL IN PROGRESS

2220 (08AC) (RC2220): MQRC RMH ERROR

2222 (08AE) (RC2222): MQRC Q MGR ACTIVE

2223 (08AF) (RC2223): MQRC Q MGR NOT ACTIVE

2224 (08B0) (RC2224): MQRC Q DEPTH HIGH

2225 (08B1) (RC2225): MQRC Q DEPTH LOW

2226 (08B2) (RC2226): MQRC Q SERVICE INTERVAL HIGH

2227 (08B3) (RC2227): MQRC Q SERVICE INTERVAL OK

2228 (08B4) (RC2228): MQRC RFH HEADER FIELD ERROR

2229 (08B5) (RC2229): MQRC RAS PROPERTY ERROR

2232 (08B8) (RC2232): MQRC UNIT OF WORK NOT STARTED

2233 (08B9) (RC2233): MQRC CHANNEL AUTO DEF OK

2234 (08BA) (RC2234): MQRC CHANNEL AUTO DEF ERROR

2235 (08BB) (RC2235): MQRC CFH ERROR

2236 (08BC) (RC2236): MQRC CFIL ERROR

2237 (08BD) (RC2237): MQRC CFIN ERROR

2238 (08BE) (RC2238): MQRC CFSL ERROR

2239 (08BF) (RC2239): MQRC CFST ERROR

2241 (08C1) (RC2241): MQRC INCOMPLETE GROUP

2242 (08C2) (RC2242): MQRC INCOMPLETE MSG

2243 (08C3) (RC2243): MQRC INCONSISTENT CCSIDS

2244 (08C4) (RC2244): MQRC INCONSISTENT ENCODINGS

2245 (08C5) (RC2245): MQRC INCONSISTENT UOW

2246 (08C6) (RC2246): MQRC INVALID MSG UNDER CURSOR

2247 (08C7) (RC2247): MQRC MATCH OPTIONS ERROR

2248 (08C8) (RC2248): MQRC MDE ERROR

2249 (08C9) (RC2249): MQRC MSG FLAGS ERROR

2250 (08CA) (RC2250): MQRC MSG SEQ NUMBER ERROR

2251 (08CB) (RC2251): MQRC OFFSET ERROR

2252 (08CC) (RC2252): MQRC ORIGINAL LENGTH ERROR

2253 (08CD) (RC2253): MQRC SEGMENT LENGTH ZERO

2255 (08CF) (RC2255): MQRC UOW NOT AVAILABLE

2256 (08D0) (RC2256): MQRC WRONG GMO VERSION

2257 (08D1) (RC2257): MQRC WRONG MD VERSION

2258 (08D2) (RC2258): MQRC GROUP ID ERROR

2259 (08D3) (RC2259): MQRC INCONSISTENT BROWSE

2260 (08D4) (RC2260): MQRC XQH ERROR

2261 (08D5) (RC2261): MQRC SRC ENV ERROR

2262 (08D6) (RC2262): MQRC SRC NAME ERROR

2263 (08D7) (RC2263): MQRC DEST ENV ERROR

2264 (08D8) (RC2264): MQRC DEST NAME ERROR

2265 (08D9) (RC2265): MQRC TM ERROR

2266 (08DA) (RC2266): MQRC CLUSTER EXIT ERROR

2267 (08DB) (RC2267): MQRC CLUSTER EXIT LOAD ERROR

2268 (08DC) (RC2268): MQRC CLUSTER PUT INHIBITED

2269 (08DD) (RC2269): MQRC CLUSTER RESOURCE ERROR

2270 (08DE) (RC2270): MQRC NO DESTINATIONS AVAILABLE

2271 (08DF) (RC2271): MQRC CONN TAG IN USE

2272 (08E0) (RC2272): MQRC PARTIALLY CONVERTED

2273 (08E1) (RC2273): MQRC CONNECTION ERROR

2274 (08E2) (RC2274): MQRC OPTION ENVIRONMENT ERROR

2277 (08E5) (RC2277): MQRC CD ERROR

2278 (08E6) (RC2278): MQRC CLIENT CONN ERROR

2279 (08E7) (RC2279): MQRC CHANNEL STOPPED BY USER

2280 (08E8) (RC2280): MQRC HCONFIG ERROR

2281 (08E9) (RC2281): MQRC FUNCTION ERROR

2282 (08EA) (RC2282): MQRC CHANNEL STARTED

2283 (08EB) (RC2283): MQRC CHANNEL STOPPED

2284 (08EC) (RC2284): MQRC CHANNEL CONV ERROR

2285 (08ED) (RC2285): MQRC SERVICE NOT AVAILABLE

2286 (08EE) (RC2286): MQRC INITIALIZATION FAILED

2287 (08EF) (RC2287): MQRC TERMINATION FAILED

2288 (08F0) (RC2288): MQRC UNKNOWN Q NAME

2289 (08F1) (RC2289): MQRC SERVICE ERROR

2290 (08F2) (RC2290): MQRC Q ALREADY EXISTS

2291 (08F3) (RC2291): MQRC USER ID NOT AVAILABLE

2292 (08F4) (RC2292): MQRC UNKNOWN ENTITY

2294 (08F6) (RC2294): MQRC UNKNOWN REF OBJECT

2295 (08F7) (RC2295): MQRC CHANNEL ACTIVATED

2296 (08F8) (RC2296): MQRC CHANNEL NOT ACTIVATED

2297 (08F9) (RC2297): MQRC UOW CANCELED

2298 (08FA) (RC2298): MQRC FUNCTION NOT SUPPORTED

2299 (08FB) (RC2299): MQRC SELECTOR TYPE ERROR

2300 (08FC) (RC2300): MQRC COMMAND TYPE ERROR

2301 (08FD) (RC2301): MQRC MULTIPLE INSTANCE ERROR

2302 (08FE) (RC2302): MQRC SYSTEM ITEM NOT ALTERABLE

2303 (08FF) (RC2303): MQRC BAG CONVERSION ERROR

2304 (0900) (RC2304): MQRC SELECTOR OUT OF RANGE

2305 (0901) (RC2305): MQRC SELECTOR NOT UNIQUE

2306 (0902) (RC2306): MQRC INDEX NOT PRESENT

2307 (0903) (RC2307): MQRC STRING ERROR

2308 (0904) (RC2308): MQRC ENCODING NOT SUPPORTED

2309 (0905) (RC2309): MQRC SELECTOR NOT PRESENT

2310 (0906) (RC2310): MQRC OUT SELECTOR ERROR

2311 (0907) (RC2311): MQRC STRING TRUNCATED

2312 (0908) (RC2312): MQRC SELECTOR WRONG TYPE

2313 (0909) (RC2313): MQRC INCONSISTENT ITEM TYPE

2314 (090A) (RC2314): MQRC INDEX ERROR

2315 (090B) (RC2315): MQRC SYSTEM BAG NOT ALTERABLE

2316 (090C) (RC2316): MQRC ITEM COUNT ERROR

2317 (090D) (RC2317): MQRC FORMAT NOT SUPPORTED

2318 (090E) (RC2318): MQRC SELECTOR NOT SUPPORTED

2319 (090F) (RC2319): MQRC ITEM VALUE ERROR

2320 (0910) (RC2320): MQRC HBAG ERROR

2321 (0911) (RC2321): MQRC PARAMETER MISSING

2322 (0912) (RC2322): MQRC CMD SERVER NOT AVAILABLE

2323 (0913) (RC2323): MQRC STRING LENGTH ERROR

[2324 \(0914\) \(RC2324\): MQRC INQUIRY COMMAND ERROR](#)

[2325 \(0915\) \(RC2325\): MQRC NESTED BAG NOT SUPPORTED](#)

[2326 \(0916\) \(RC2326\): MQRC BAG WRONG TYPE](#)

[2327 \(0917\) \(RC2327\): MQRC ITEM TYPE ERROR](#)

[2328 \(0918\) \(RC2328\): MQRC SYSTEM BAG NOT DELETABLE](#)

[2329 \(0919\) \(RC2329\): MQRC SYSTEM ITEM NOT DELETABLE](#)

[2330 \(091A\) \(RC2330\): MQRC CODED CHAR SET ID ERROR](#)

[2331 \(091B\) \(RC2331\): MQRC MSG TOKEN ERROR](#)

[2332 \(091C\) \(RC2332\): MQRC MISSING WIH](#)

[2333 \(091D\) \(RC2333\): MQRC WIH ERROR](#)

[2334 \(091E\) \(RC2334\): MQRC RFH ERROR](#)

[2335 \(091F\) \(RC2335\): MQRC RFH STRING ERROR](#)

[2336 \(0920\) \(RC2336\): MQRC RFH COMMAND ERROR](#)

[2337 \(0921\) \(RC2337\): MQRC RFH PARM ERROR](#)

[2338 \(0922\) \(RC2338\): MQRC RFH DUPLICATE PARM](#)

[2339 \(0923\) \(RC2339\): MQRC RFH PARM MISSING](#)

[2340 \(0924\) \(RC2340\): MQRC CHAR CONVERSION ERROR](#)

[2341 \(0925\) \(RC2341\): MQRC UCS2 CONVERSION ERROR](#)

[2342 \(0926\) \(RC2342\): MQRC DB2 NOT AVAILABLE](#)

[2343 \(0927\) \(RC2343\): MQRC OBJECT NOT UNIQUE](#)

[2344 \(0928\) \(RC2344\): MQRC CONN TAG NOT RELEASED](#)

[2345 \(0929\) \(RC2345\): MQRC CF NOT AVAILABLE](#)

[2346 \(092A\) \(RC2346\): MQRC CF STRUC IN USE](#)

[2347 \(092B\) \(RC2347\): MQRC CF STRUC LIST HDR IN USE](#)

[2348 \(092C\) \(RC2348\): MQRC CF STRUC AUTH FAILED](#)

[2349 \(092D\) \(RC2349\): MQRC CF STRUC ERROR](#)

[2350 \(092E\) \(RC2350\): MQRC CONN TAG NOT USABLE](#)

[2351 \(092F\) \(RC2351\): MQRC GLOBAL UOW CONFLICT](#)

[2352 \(0930\) \(RC2352\): MQRC LOCAL UOW CONFLICT](#)

[2353 \(0931\) \(RC2353\): MQRC HANDLE IN USE FOR UOW](#)

[2354 \(0932\) \(RC2354\): MQRC UOW ENLISTMENT ERROR](#)

[2355 \(0933\) \(RC2355\): MQRC UOW MIX NOT SUPPORTED](#)

[2356 \(0934\) \(RC2356\): MQRC WXP ERROR](#)

[2357 \(0935\) \(RC2357\): MQRC CURRENT RECORD ERROR](#)

[2358 \(0936\) \(RC2358\): MQRC NEXT OFFSET ERROR](#)

[2359 \(0937\) \(RC2359\): MQRC NO RECORD AVAILABLE](#)

[2360 \(0938\) \(RC2360\): MQRC OBJECT LEVEL INCOMPATIBLE](#)

[2361 \(0939\) \(RC2361\): MQRC NEXT RECORD ERROR](#)

[2362 \(093A\) \(RC2362\): MQRC BACKOUT THRESHOLD REACHED](#)

[2363 \(093B\) \(RC2363\): MQRC MSG NOT MATCHED](#)

[2364 \(093C\) \(RC2364\): MQRC JMS FORMAT ERROR](#)

[2365 \(093D\) \(RC2365\): MQRC SEGMENTS NOT SUPPORTED](#)

[2366 \(093E\) \(RC2366\): MQRC WRONG CF LEVEL](#)

[2367 \(093F\) \(RC2367\): MQRC CONFIG CREATE OBJECT](#)

[2368 \(0940\) \(RC2368\): MQRC CONFIG CHANGE OBJECT](#)

[2369 \(0941\) \(RC2369\): MQRC CONFIG DELETE OBJECT](#)

[2370 \(0942\) \(RC2370\): MQRC CONFIG REFRESH OBJECT](#)

[2371 \(0943\) \(RC2371\): MQRC CHANNEL SSL ERROR](#)

[2373 \(0945\) \(RC2373\): MQRC CF STRUC FAILED](#)

[2374 \(0946\) \(RC2374\): MQRC API EXIT ERROR](#)

[2375 \(0947\) \(RC2375\): MQRC API EXIT INIT ERROR](#)

[2376 \(0948\) \(RC2376\): MQRC API EXIT TERM ERROR](#)

[2377 \(0949\) \(RC2377\): MQRC EXIT REASON ERROR](#)

[2378 \(094A\) \(RC2378\): MQRC RESERVED VALUE ERROR](#)

[2379 \(094B\) \(RC2379\): MQRC NO DATA AVAILABLE](#)

[2380 \(094C\) \(RC2380\): MQRC SCO ERROR](#)

[2381 \(094D\) \(RC2381\): MQRC KEY REPOSITORY ERROR](#)

[2382 \(094E\) \(RC2382\): MQRC CRYPTO HARDWARE ERROR](#)

[2383 \(094F\) \(RC2383\): MQRC AUTH INFO REC COUNT ERROR](#)

[2384 \(0950\) \(RC2384\): MQRC AUTH INFO REC ERROR](#)

[2385 \(0951\) \(RC2385\): MQRC AIR ERROR](#)

[2386 \(0952\) \(RC2386\): MQRC AUTH INFO TYPE ERROR](#)

[2387 \(0953\) \(RC2387\): MQRC AUTH INFO CONN NAME ERROR](#)

[2388 \(0954\) \(RC2388\): MQRC LDAP USER NAME ERROR](#)

[2389 \(0955\) \(RC2389\): MQRC LDAP USER NAME LENGTH ERR](#)

[2390 \(0956\) \(RC2390\): MQRC LDAP PASSWORD ERROR](#)

[2391 \(0957\) \(RC2391\): MQRC SSL ALREADY INITIALIZED](#)

[2392 \(0958\) \(RC2392\): MQRC SSL CONFIG ERROR](#)

[2393 \(0959\) \(RC2393\): MQRC SSL INITIALIZATION ERROR](#)

[2394 \(095A\) \(RC2394\): MQRC Q INDEX TYPE ERROR](#)

[2395 \(095B\) \(RC2395\): MQRC CFBS ERROR](#)

[2396 \(095C\) \(RC2396\): MQRC SSL NOT ALLOWED](#)

[2397 \(095D\) \(RC2397\): MQRC JSSE ERROR](#)

[2398 \(095E\) \(RC2398\): MQRC SSL PEER NAME MISMATCH](#)

[2399 \(095F\) \(RC2399\): MQRC SSL PEER NAME ERROR](#)

[2400 \(0960\) \(RC2400\): MQRC UNSUPPORTED CIPHER SUITE](#)

[2401 \(0961\) \(RC2401\): MQRC SSL CERTIFICATE REVOKED](#)

[2402 \(0962\) \(RC2402\): MQRC SSL CERT STORE ERROR](#)

[2406 \(0966\) \(RC2406\): MQRC CLIENT EXIT LOAD ERROR](#)

[2407 \(0967\) \(RC2407\): MQRC CLIENT EXIT ERROR](#)

[2409 \(0969\) \(RC2409\): MQRC SSL KEY RESET ERROR](#)

[2411 \(096B\) \(RC2411\): MQRC LOGGER STATUS](#)

[2412 \(096C\) \(RC2412\): MQRC COMMAND MQSC](#)

[2413 \(096D\) \(RC2413\): MQRC COMMAND PCF](#)

[2414 \(096E\) \(RC2414\): MQRC CFIF ERROR](#)

[2415 \(096F\) \(RC2415\): MQRC CFSF ERROR](#)

[2416 \(0970\) \(RC2416\): MQRC CFGR ERROR](#)

[2417 \(0971\) \(RC2417\): MQRC MSG NOT ALLOWED IN GROUP](#)
An explanation of the error, completion code, and programmer response.

[2418 \(0972\) \(RC2418\): MQRC FILTER OPERATOR ERROR](#)

[2419 \(0973\) \(RC2419\): MQRC NESTED SELECTOR ERROR](#)

[2420 \(0974\) \(RC2420\): MQRC EPH ERROR](#)

[2421 \(0975\) \(RC2421\): MQRC RFH FORMAT ERROR](#)

[2422 \(0976\) \(RC2422\): MQRC CFBF ERROR](#)

[2423 \(0977\) \(RC2423\): MQRC CLIENT CHANNEL CONFLICT](#)

[2424 \(0978\) \(RC2424\): MQRC SD ERROR](#)

[2425 \(0979\) \(RC2425\): MQRC TOPIC STRING ERROR](#)

[2426 \(097A\) \(RC2426\): MQRC STS ERROR](#)

[2428 \(097C\) \(RC2428\): MQRC NO SUBSCRIPTION](#)

[2429 \(097D\) \(RC2429\): MQRC SUBSCRIPTION IN USE](#)

[2430 \(097E\) \(RC2430\): MQRC STAT TYPE ERROR](#)

[2431 \(097F\) \(RC2431\): MQRC SUB USER DATA ERROR](#)

[2432 \(0980\) \(RC2432\): MQRC SUB ALREADY EXISTS](#)

[2434 \(0982\) \(RC2434\): MQRC IDENTITY MISMATCH](#)

[2435 \(0983\) \(RC2435\): MQRC ALTER SUB ERROR](#)

[2436 \(0984\) \(RC2436\): MQRC DURABILITY NOT ALLOWED](#)

[2437 \(0985\) \(RC2437\): MQRC NO RETAINED MSG](#)

[2438 \(0986\) \(RC2438\): MQRC SRO ERROR](#)

[2440 \(0988\) \(RC2440\): MQRC SUB NAME ERROR](#)

[2441 \(0989\) \(RC2441\): MQRC OBJECT STRING ERROR](#)

[2442 \(098A\) \(RC2442\): MQRC PROPERTY NAME ERROR](#)

[2443 \(098B\) \(RC2443\): MQRC SEGMENTATION NOT ALLOWED](#)

[2444 \(098C\) \(RC2444\): MQRC CBD ERROR](#)

[2445 \(098D\) \(RC2445\): MQRC CTLO ERROR](#)

[2446 \(098E\) \(RC2446\): MQRC NO CALLBACKS ACTIVE](#)

[2448 \(0990\) \(RC2448\): MQRC CALLBACK NOT REGISTERED](#)

[2449 \(0991\) \(RC2449\): MQRC OPERATION NOT ALLOWED](#)

[2457 \(0999\) \(RC2457\): MQRC OPTIONS CHANGED](#)

[2458 \(099A\) \(RC2458\): MQRC READ AHEAD MSGS](#)

[2459 \(099B\) \(RC2459\): MQRC SELECTOR SYNTAX ERROR](#)

[2460 \(099C\) \(RC2460\): MQRC HMSG ERROR](#)

[2461 \(099D\) \(RC2461\): MQRC CMHO ERROR](#)

[2462 \(099E\) \(RC2462\): MQRC DMHO ERROR](#)

[2463 \(099F\) \(RC2463\): MQRC SMPO ERROR](#)

[2464 \(09A0\) \(RC2464\): MQRC IMPO ERROR](#)

[2465 \(09A1\) \(RC2465\): MQRC PROPERTY NAME TOO BIG](#)

[2466 \(09A2\) \(RC2466\): MQRC PROP VALUE NOT CONVERTED](#)

[2467 \(09A3\) \(RC2467\): MQRC PROP TYPE NOT SUPPORTED](#)

[2469 \(09A5\) \(RC2469\): MQRC PROPERTY VALUE TOO BIG](#)

[2470 \(09A6\) \(RC2470\): MQRC PROP CONV NOT SUPPORTED](#)

[2471 \(09A7\) \(RC2471\): MQRC PROPERTY NOT AVAILABLE](#)

[2472 \(09A8\) \(RC2472\): MQRC PROP NUMBER FORMAT ERROR](#)

[2473 \(09A9\) \(RC2473\): MQRC PROPERTY TYPE ERROR](#)

[2478 \(09AE\) \(RC2478\): MQRC PROPERTIES TOO BIG](#)

[2479 \(09AF\) \(RC2479\): MQRC PUT NOT RETAINED](#)

[2480 \(09B0\) \(RC2480\): MQRC ALIAS TARGTYPE CHANGED](#)

[2481 \(09B1\) \(RC2481\): MQRC DMPO ERROR](#)

[2482 \(09B2\) \(RC2482\): MQRC PD ERROR](#)

[2483 \(09B3\) \(RC2483\): MQRC CALLBACK TYPE ERROR](#)

[2484 \(09B4\) \(RC2484\): MQRC CBD OPTIONS ERROR](#)

[2485 \(09B5\) \(RC2485\): MQRC MAX MSG LENGTH ERROR](#)

[2486 \(09B6\) \(RC2486\): MQRC CALLBACK ROUTINE ERROR](#)

[2487 \(09B7\) \(RC2487\): MQRC CALLBACK LINK ERROR](#)

[2488 \(09B8\) \(RC2488\): MQRC OPERATION ERROR](#)

[2489 \(09B9\) \(RC2489\): MQRC BMHO ERROR](#)

[2490 \(09BA\) \(RC2490\): MQRC UNSUPPORTED PROPERTY](#)

[2492 \(09BC\) \(RC2492\): MQRC PROP NAME NOT CONVERTED](#)

[2494 \(09BE\) \(RC2494\): MQRC GET ENABLED](#)

[2495 \(09BF\) \(RC2495\): MQRC MODULE NOT FOUND](#)

[2496 \(09C0\) \(RC2496\): MQRC MODULE INVALID](#)

[2497 \(09C1\) \(RC2497\): MQRC MODULE ENTRY NOT FOUND](#)

[2498 \(09C2\) \(RC2498\): MQRC MIXED CONTENT NOT ALLOWED](#)

[2499 \(09C3\) \(RC2499\): MQRC MSG HANDLE IN USE](#)

[2500 \(09C4\) \(RC2500\): MQRC HCONN ASYNC ACTIVE](#)

[2501 \(09C5\) \(RC2501\): MQRC MHBO ERROR](#)

[2502 \(09C6\) \(RC2502\): MQRC PUBLICATION FAILURE](#)

[2503 \(09C7\) \(RC2503\): MQRC SUB INHIBITED](#)

[2504 \(09C8\) \(RC2504\): MQRC SELECTOR ALWAYS FALSE](#)

[2507 \(09CB\) \(RC2507\): MQRC XEPO ERROR](#)

[2509 \(09CD\) \(RC2509\): MQRC DURABILITY NOT ALTERABLE](#)

2510 (09CE) (RC2510): MQRC TOPIC NOT ALTERABLE

2512 (09D0) (RC2512): MQRC SUBLEVEL NOT ALTERABLE

2513 (09D1) (RC2513): MQRC PROPERTY NAME LENGTH ERR

2514 (09D2) (RC2514): MQRC DUPLICATE GROUP SUB

2515 (09D3) (RC2515): MQRC GROUPING NOT ALTERABLE

2516 (09D4) (RC2516): MQRC SELECTOR INVALID FOR TYPE

2517 (09D5) (RC2517): MQRC HOBJ QUIESCED

2518 (09D6) (RC2518): MQRC HOBJ QUIESCED NO MSGS

2519 (09D7) (RC2519): MQRC SELECTION STRING ERROR

2520 (09D8) (RC2520): MQRC RES OBJECT STRING ERROR

2521 (09D9) (RC2521): MQRC CONNECTION SUSPENDED

2522 (09DA) (RC2522): MQRC INVALID DESTINATION

2523 (09DB) (RC2523): MQRC INVALID SUBSCRIPTION

2524 (09DC) (RC2524): MQRC SELECTOR NOT ALTERABLE

2525 (09DD) (RC2525): MQRC RETAINED MSG Q ERROR

2526 (09DE) (RC2526): MQRC RETAINED NOT DELIVERED

2527 (09DF) (RC2527): MQRC RFH RESTRICTED FORMAT ERR

2528 (09E0) (RC2528): MQRC CONNECTION STOPPED

2529 (09E1) (RC2529): MQRC ASYNC UOW CONFLICT

2530 (09E2) (RC2530): MQRC ASYNC XA CONFLICT

2531 (09E3) (RC2531): MQRC PUBSUB INHIBITED

2532 (09E4) (RC2532): MQRC MSG HANDLE COPY FAILURE

2533 (09E5) (RC2533): MQRC DEST CLASS NOT ALTERABLE

2534 (09E6) (RC2534): MQRC OPERATION NOT ALLOWED

2535 (09E7): MQRC ACTION ERROR

2537 (09E9) (RC2537): MQRC CHANNEL NOT AVAILABLE

2538 (09EA) (RC2538): MQRC HOST NOT AVAILABLE

2539 (09EB) (RC2539): MQRC CHANNEL CONFIG ERROR

2540 (09EC) (RC2540): MQRC UNKNOWN CHANNEL NAME

2541 (09ED) (RC2541): MQRC LOOPING PUBLICATION

2543 (09EF) (RC2543): MQRC STANDBY Q MGR

2544 (09F0) (RC2544): MQRC RECONNECTING

[2545 \(09F1\) \(RC2545\): MQRC RECONNECTED](#)

[2546 \(09F2\) \(RC2546\): MQRC RECONNECT QMID MISMATCH](#)

[2547 \(09F3\) \(RC2547\): MQRC RECONNECT INCOMPATIBLE](#)

[2548 \(09F4\) \(RC2548\): MQRC RECONNECT FAILED](#)

[2549 \(09F5\) \(RC2549\): MQRC CALL INTERRUPTED](#)

[2550 \(09F6\) \(RC2550\): MQRC NO SUBS MATCHED](#)

[2551 \(09F7\) \(RC2551\): MQRC SELECTION NOT AVAILABLE](#)

[2552 \(09F8\) \(RC2552\): MQRC CHANNEL SSL WARNING](#)

[2553 \(09F9\) \(RC2553\): MQRC OCSP URL ERROR](#)

[2554 \(09FA\) \(RC2554\): MQRC CONTENT ERROR](#)

[2555 \(09FB\) \(RC2555\): MQRC RECONNECT Q MGR REQD](#)

[2556 \(09FC\) \(RC2556\): MQRC RECONNECT TIMED OUT](#)

[2557 \(09FD\) \(RC2557\): MQRC PUBLISH EXIT ERROR](#)

[2570 \(0A0A\) \(RC2570\): MQRC SSL ALT PROVIDER REQUIRED](#)

[6100 \(17D4\) \(RC6100\): MQRC REOPEN EXCL INPUT ERROR](#)

[6101 \(17D5\) \(RC6101\): MQRC REOPEN INQUIRE ERROR](#)

[6102 \(17D6\) \(RC6102\): MQRC REOPEN SAVED CONTEXT ERR](#)

[6103 \(17D7\) \(RC6103\): MQRC REOPEN TEMPORARY Q ERROR](#)

[6104 \(17D8\) \(RC6104\): MQRC ATTRIBUTE LOCKED](#)

[6105 \(17D9\) \(RC6105\): MQRC CURSOR NOT VALID](#)

[6106 \(17DA\) \(RC6106\): MQRC ENCODING ERROR](#)

[6107 \(17DB\) \(RC6107\): MQRC STRUC ID ERROR](#)

[6108 \(17DC\) \(RC6108\): MQRC NULL POINTER](#)

[6109 \(17DD\) \(RC6109\): MQRC NO CONNECTION REFERENCE](#)

[6110 \(17DE\) \(RC6110\): MQRC NO BUFFER](#)

[6111 \(17DF\) \(RC6111\): MQRC BINARY DATA LENGTH ERROR](#)

[6112 \(17E0\) \(RC6112\): MQRC BUFFER NOT AUTOMATIC](#)

[6113 \(17E1\) \(RC6113\): MQRC INSUFFICIENT BUFFER](#)

[6114 \(17E2\) \(RC6114\): MQRC INSUFFICIENT DATA](#)

[6115 \(17E3\) \(RC6115\): MQRC DATA TRUNCATED](#)

[6116 \(17E4\) \(RC6116\): MQRC ZERO LENGTH](#)

[6117 \(17E5\) \(RC6117\): MQRC NEGATIVE LENGTH](#)

[6118 \(17E6\) \(RC6118\): MQRC NEGATIVE OFFSET](#)

[6119 \(17E7\) \(RC6119\): MQRC INCONSISTENT FORMAT](#)

[6120 \(17E8\) \(RC6120\): MQRC INCONSISTENT OBJECT STATE](#)

[6121 \(17E9\) \(RC6121\): MQRC CONTEXT OBJECT NOT VALID](#)

[6122 \(17EA\) \(RC6122\): MQRC CONTEXT OPEN ERROR](#)

[6123 \(17EB\) \(RC6123\): MQRC STRUC LENGTH ERROR](#)

[6124 \(17EC\) \(RC6124\): MQRC NOT CONNECTED](#)

[6125 \(17ED\) \(RC6125\): MQRC NOT OPEN](#)


[6126 \(17EE\) \(RC6126\): MQRC DISTRIBUTION LIST EMPTY](#)

[6127 \(17EF\) \(RC6127\): MQRC INCONSISTENT OPEN OPTIONS](#)

[6128 \(17FO\) \(RC6128\): MQRC WRONG VERSION](#)

[6129 \(17F1\) \(RC6129\): MQRC REFERENCE ERROR](#)

Parent topic: [Reason codes](#)

 This build: January 26, 2011 12:02:14

[Notices](#) | [Trademarks](#) | [Downloads](#) | [Library](#) | [Support](#) | [Feedback](#)

© Copyright IBM Corporation 1999, 2009. All Rights Reserved.

This topic's URL:
fm12040_

2.2.1.1. 0 (0000) (RC0): MQRC_NONE

Explanation

The call completed normally. The completion code (*CompCode*) is MQCC_OK.


Completion Code

MQCC_OK

Programmer response

None.

Parent topic: [Reason code list](#)

 This build: January 26, 2011 12:02:14

[Notices](#) | [Trademarks](#) | [Downloads](#) | [Library](#) | [Support](#) | [Feedback](#)

© Copyright IBM Corporation 1999, 2009. All Rights Reserved.

This topic's URL:
fm12050_

2.2.1.2. 900 (0384) (RC900): MQRC_APPL_FIRST

Explanation

This is the lowest value for an application-defined reason code returned by a data-conversion exit. Data-conversion exits can return reason codes in the range MQRC_APPL_FIRST through MQRC_APPL_LAST to indicate particular conditions that the exit has detected.


Completion Code

MQCC_WARNING or MQCC_FAILED


Programmer response

As defined by the writer of the data-conversion exit.

Parent topic: [Reason code list](#)

 This build: January 26, 2011 12:02:14

[Notices](#) | [Trademarks](#) | [Downloads](#) | [Library](#) | [Support](#) | [Feedback](#)

 Copyright IBM Corporation 1999, 2009. All Rights Reserved.
This topic's URL:
fm12060_

2.2.1.3. 999 (03E7) (RC999): MQRC_APPL_LAST

Explanation

This is the highest value for an application-defined reason code returned by a data-conversion exit. Data-conversion exits can return reason codes in the range MQRC_APPL_FIRST through MQRC_APPL_LAST to indicate particular conditions that the exit has detected.


Completion Code

MQCC_WARNING or MQCC_FAILED


Programmer response

As defined by the writer of the data-conversion exit.

Parent topic: [Reason code list](#)

 This build: January 26, 2011 12:02:14

[Notices](#) | [Trademarks](#) | [Downloads](#) | [Library](#) | [Support](#) | [Feedback](#)

 Copyright IBM Corporation 1999, 2009. All Rights Reserved.
This topic's URL:
fm12070_

2.2.1.4. 2001 (07D1) (RC2001): MQRC_ALIAS_BASE_Q_TYPE_ERROR

Explanation

An MQOPEN or MQPUT1 call was issued specifying an alias queue as the destination, but the *BaseQName* in the alias queue definition resolves to a queue that is not a local queue, a local definition of a remote queue, or a cluster queue.

Completion Code

MQCC_FAILED


Programmer response

Correct the queue definitions.

Parent topic: [Reason code list](#)

 This build: January 26, 2011 12:02:14

[Notices](#) | [Trademarks](#) | [Downloads](#) | [Library](#) | [Support](#) | [Feedback](#)

 Copyright IBM Corporation 1999, 2009. All Rights Reserved.
This topic's URL:
fm12080_

2.2.1.5. 2002 (07D2) (RC2002): MQRC_ALREADY_CONNECTED

Explanation

An MQCONN or MQCONNX call was issued, but the application is already connected to the queue manager.

- On z/OS®, this reason code occurs for batch and IMS™ applications only; it does not occur for CICS® applications.
- On AIX®, HP-UX, i5/OS®, Solaris, Windows, this reason code occurs if the application attempts to create a nonshared handle when a nonshared handle already exists for the thread. A thread can have no more than one nonshared handle.
- On Windows, MTS objects do not receive this reason code, as additional connections to the queue manager are allowed.

Completion Code

MQCC_WARNING

Programmer response

None. The *Hconn* parameter returned has the same value as was returned for the previous MQCONN or MQCONNX call.

An MQCONN or MQCONNX call that returns this reason code does *not* mean that an additional MQDISC call must be issued in order to disconnect from the queue manager. If this reason code is returned because the application has been called in a situation where the connect has already been done, a corresponding MQDISC should *not* be issued, because this will cause the application that issued the original MQCONN or MQCONNX call to be disconnected as well.

Parent topic: [Reason code list](#)

 This build: January 26, 2011 12:02:14

[Notices](#) | [Trademarks](#) | [Downloads](#) | [Library](#) | [Support](#) | [Feedback](#)

© Copyright IBM Corporation 1999, 2009. All Rights Reserved.

This topic's URL:

fm12090_

2.2.1.6. 2003 (07D3) (RC2003): MQRC_BACKED_OUT

Explanation

The current unit of work encountered a fatal error or was backed out. This occurs in the following cases:

- On an MQCMIT or MQDISC call, when the commit operation has failed and the unit of work has been backed out. All resources that participated in the unit of work have been returned to their state at the start of the unit of work. The MQCMIT or MQDISC call completes with MQCC_WARNING in this case.
 - On z/OS®, this reason code occurs only for batch applications.
- On an MQGET, MQPUT, or MQPUT1 call that is operating within a unit of work, when the unit of work has already encountered an error that prevents the unit of work being committed (for example, when the log space is exhausted). The application must issue the appropriate call to back out the unit of work. (For a unit of work coordinated by the queue manager, this call is the MQBACK call, although the MQCMIT call has the same effect in these circumstances.) The MQGET, MQPUT, or MQPUT1 call completes with MQCC_FAILED in this case.
 - On z/OS, this case does not occur.


Completion Code

MQCC_WARNING or MQCC_FAILED

Programmer response

Check the returns from previous calls to the queue manager. For example, a previous MQPUT call may have failed.

Parent topic: [Reason code list](#)

 This build: January 26, 2011 12:02:14

[Notices](#) | [Trademarks](#) | [Downloads](#) | [Library](#) | [Support](#) | [Feedback](#)

© Copyright IBM Corporation 1999, 2009. All Rights Reserved.

This topic's URL:

fm12100_

2.2.1.7. 2004 (07D4) (RC2004): MQRC_BUFFER_ERROR

Explanation

The *Buffer* parameter is not valid for one of the following reasons:

- The parameter pointer is not valid. (It is not always possible to detect parameter pointers that are not valid; if not detected, unpredictable results occur.)
- The parameter pointer points to storage that cannot be accessed for the entire length specified by *BufferLength*.
- For calls where *Buffer* is an output parameter: the parameter pointer points to read-only storage.


Completion Code

MQCC_FAILED

Programmer response

Correct the parameter.

Parent topic: [Reason code list](#)

 This build: January 26, 2011 12:02:14

[Notices](#) | [Trademarks](#) | [Downloads](#) | [Library](#) | [Support](#) | [Feedback](#)

© Copyright IBM Corporation 1999, 2009. All Rights Reserved.

This topic's URL:

fm12110_

2.2.1.8. 2005 (07D5) (RC2005): MQRC_BUFFER_LENGTH_ERROR

Explanation

The *BufferLength* parameter is not valid, or the parameter pointer is not valid. (It is not always possible to detect parameter pointers that are not valid; if not detected, unpredictable results occur.)

This reason can also be returned to an MQ client program on the MQCONN or MQCONNX call if the negotiated maximum message size for the channel is smaller than the fixed part of any call structure.

This reason should also be returned by the MQZ_ENUMERATE_AUTHORITY_DATA installable service component when the *AuthorityBuffer* parameter is too small to accommodate the data to be returned to the invoker of the service component.


Completion Code

MQCC_FAILED

Programmer response

Specify a value that is zero or greater. For the mqAddString and mqSetString calls, the special value MQBL_NULL_TERMINATED is also valid.

Parent topic: [Reason code list](#)

 This build: January 26, 2011 12:02:14

[Notices](#) | [Trademarks](#) | [Downloads](#) | [Library](#) | [Support](#) | [Feedback](#)

© Copyright IBM Corporation 1999, 2009. All Rights Reserved.

This topic's URL:

fm12120_

2.2.1.9. 2006 (07D6) (RC2006): MQRC_CHAR_ATTR_LENGTH_ERROR

Explanation

CharAttrLength is negative (for MQINQ or MQSET calls), or is not large enough to hold all selected attributes (MQSET calls only). This reason also occurs if the parameter pointer is not valid. (It is not always possible to detect parameter pointers that are not valid; if not detected, unpredictable results occur.)


Completion Code

MQCC_FAILED

Programmer response

Specify a value large enough to hold the concatenated strings for all selected attributes.

Parent topic: [Reason code list](#)

 This build: January 26, 2011 12:02:14

[Notices](#) | [Trademarks](#) | [Downloads](#) | [Library](#) | [Support](#) | [Feedback](#)

© Copyright IBM Corporation 1999, 2009. All Rights Reserved.

This topic's URL:

fm12130_

2.2.1.10. 2007 (07D7) (RC2007): MQRC_CHAR_ATTRS_ERROR

Explanation

CharAttrs is not valid. The parameter pointer is not valid, or points to read-only storage for MQINQ calls or to storage that is not as long as implied by *CharAttrLength*. (It is not always possible to detect parameter pointers that are not valid; if not detected, unpredictable results occur.)

Completion Code

MQCC_FAILED

Programmer response

Correct the parameter.

Parent topic: [Reason code list](#)

 This build: January 26, 2011 12:02:14

[Notices](#) | [Trademarks](#) | [Downloads](#) | [Library](#) | [Support](#) | [Feedback](#)

© Copyright IBM Corporation 1999, 2009. All Rights Reserved.

This topic's URL:

fm12140_

2.2.1.11. 2008 (07D8) (RC2008): MQRC_CHAR_ATTRS_TOO_SHORT

Explanation

For MQINQ calls, *CharAttrLength* is not large enough to contain all of the character attributes for which MQCA_* selectors are specified in the *Selectors* parameter.

The call still completes, with the *CharAttrs* parameter string filled in with as many character attributes as there is room for. Only complete attribute strings are returned: if there is insufficient space remaining to accommodate an attribute in its entirety, that attribute and subsequent character attributes are omitted. Any space at the end of the string not used to hold an attribute is unchanged.

An attribute that represents a set of values (for example, the namelist *Names* attribute) is treated as a single entity—either all of its values are returned, or none.


Completion Code

MQCC_WARNING


Programmer response

Specify a large enough value, unless only a subset of the values is needed.

Parent topic: [Reason code list](#)

 This build: January 26, 2011 12:02:14

[Notices](#) | [Trademarks](#) | [Downloads](#) | [Library](#) | [Support](#) | [Feedback](#)

 Copyright IBM Corporation 1999, 2009. All Rights Reserved.

This topic's URL:

fm12150_

2.2.1.12. 2009 (07D9) (RC2009): MQRC_CONNECTION_BROKEN

Explanation

Connection to the queue manager has been lost. This can occur because the queue manager has ended. If the call is an MQGET call with the MQGMO_WAIT option, the wait has been canceled. All connection and object handles are now invalid.

For MQ client applications, it is possible that the call did complete successfully, even though this reason code is returned with a *CompCode* of MQCC_FAILED.

Completion Code

MQCC_FAILED


Programmer response

Applications can attempt to reconnect to the queue manager by issuing the MQCONN or MQCONNX call. It may be necessary to poll until a successful response is received.


- On z/OS® for CICS® applications, it is not necessary to issue the MQCONN or MQCONNX call, because CICS applications are connected automatically.

Any uncommitted changes in a unit of work should be backed out. A unit of work that is coordinated by the queue manager is backed out automatically.

Parent topic: [Reason code list](#)

 This build: January 26, 2011 12:02:14

[Notices](#) | [Trademarks](#) | [Downloads](#) | [Library](#) | [Support](#) | [Feedback](#)

 Copyright IBM Corporation 1999, 2009. All Rights Reserved.

This topic's URL:

fm12160_

2.2.1.13. 2010 (07DA) (RC2010): MQRC_DATA_LENGTH_ERROR

Explanation

The *DataLength* parameter is not valid. Either the parameter pointer is not valid, or it points to read-only storage. (It is not always possible to detect parameter pointers that are not valid; if not detected, unpredictable results occur.)

This reason can also be returned to an MQ client program on the MQGET, MQPUT, or MQPUT1 call, if the *BufferLength* parameter exceeds the maximum message size that was negotiated for the client channel.

Completion Code

MQCC_FAILED


Programmer response

Correct the parameter.

If the error occurs for an MQ client program, also check that the maximum message size for the channel is big

enough to accommodate the message being sent; if it is not big enough, increase the maximum message size for the channel.

Parent topic: [Reason code list](#)

 This build: January 26, 2011 12:02:14

[Notices](#) | [Trademarks](#) | [Downloads](#) | [Library](#) | [Support](#) | [Feedback](#)

© Copyright IBM Corporation 1999, 2009. All Rights Reserved.

This topic's URL:

fm12170_

2.2.1.14. 2011 (07DB) (RC2011): MQRC_DYNAMIC_Q_NAME_ERROR

Explanation

On the MQOPEN call, a model queue is specified in the *ObjectName* field of the *ObjDesc* parameter, but the *DynamicQName* field is not valid, for one of the following reasons:

- *DynamicQName* is completely blank (or blank up to the first null character in the field).
- Characters are present that are not valid for a queue name.
- An asterisk is present beyond the 33rd position (and before any null character).
- An asterisk is present followed by characters that are not null and not blank.

This reason code can also sometimes occur when a server application opens the reply queue specified by the *ReplyToQ* and *ReplyToQMGr* fields in the MQMD of a message that the server has just received. In this case the reason code indicates that the application that sent the original message placed incorrect values into the *ReplyToQ* and *ReplyToQMGr* fields in the MQMD of the original message.

Completion Code

MQCC_FAILED

Programmer response

Specify a valid name.

Parent topic: [Reason code list](#)

 This build: January 26, 2011 12:02:14

[Notices](#) | [Trademarks](#) | [Downloads](#) | [Library](#) | [Support](#) | [Feedback](#)

© Copyright IBM Corporation 1999, 2009. All Rights Reserved.

This topic's URL:

fm12180_

2.2.1.15. 2012 (07DC) (RC2012): MQRC_ENVIRONMENT_ERROR

Explanation

The call is not valid for the current environment.

- On z/OS®, one of the following applies:
 - An MQCONN or MQCONNX call was issued, but the application has been linked with an adapter that is not supported in the environment in which the application is running. For example, this can arise when the application is linked with the MQ RRS adapter, but the application is running in a DB2® Stored Procedure address space. RRS is not supported in this environment. Stored Procedures wishing to use the MQ RRS adapter must run in a DB2 WLM-managed Stored Procedure address space.
 - An MQCMIT or MQBACK call was issued, but the application has been linked with the RRS batch adapter CSQBRSTB. This adapter does not support the MQCMIT and MQBACK calls.
 - An MQCMIT or MQBACK call was issued in the CICS® or IMS™ environment.
 - The RRS subsystem is not up and running on the z/OS system that ran the application.
 - ➤An MQCTL call with MQOP_START or an MQCB call registering an Event Listener, was issued but the application is not allowed to create a POSIX thread.◀
 - ➤A WebSphere MQ Java or JMS application has instantiated an MQQueueManager object using client connection options. The z/OS environment only supports bindings connection options.◀

- On HP OpenVMS, i5/OS®, Compaq NonStop Kernel, UNIX systems, and Windows, one of the following applies:
 - The application is linked to the wrong libraries (threaded or nonthreaded).
 - An MQBEGIN, MQCMIT, or MQBACK call was issued, but an external unit-of-work manager is in use. For example, this reason code occurs on Windows when an MTS object is running as a DTC transaction. This reason code also occurs if the queue manager does not support units of work.
 - The MQBEGIN call was issued in an MQ client environment.
 - An MQXCLWLN call was issued, but the call did not originate from a cluster workload exit.
- On Windows, when using the managed .NET client, an attempt was made to use one of the unsupported features:
 - Unmanaged channel exits
 - Secure Sockets Layer (SSL)
 - XA Transactions
 - Communications other than TCP/IP
 - Channel compression

Completion Code


MQCC_FAILED

Programmer response

Do one of the following (as appropriate):

- On z/OS:
 - Link the application with the correct adapter.
 - Modify the application to use the SRRCMIT and SRRBACK calls in place of the MQCMIT and MQBACK calls. Alternatively, link the application with the RRS batch adapter CSQBRSI. This adapter supports MQCMIT and MQBACK in addition to SRRCMIT and SRRBACK.
 - For a CICS or IMS application, issue the appropriate CICS or IMS call to commit or backout the unit of work.
 - Start the RRS subsystem on the z/OS system that is running the application.
 - ►If your application uses Language Environment (LE) ensure that it uses the DLL interface and it runs with POSIX(ON).◀
 - ►Ensure that your application is allowed to use Unix System Services (USS).◀
 - ►Ensure that your Connection Factory definitions for local z/OS applications and WebSphere Application Server applications use Transport Type with bindings mode connections.◀
- In the other environments:
 - Link the application with the correct libraries (threaded or nonthreaded).
 - Remove from the application the call that is not supported.

Parent topic: [Reason code list](#)

 This build: January 26, 2011 12:02:15

[Notices](#) | [Trademarks](#) | [Downloads](#) | [Library](#) | [Support](#) | [Feedback](#)

© Copyright IBM Corporation 1999, 2009. All Rights Reserved.

This topic's URL:
fm12190_

2.2.1.16. 2013 (07DD) (RC2013): MQRC_EXPIRY_ERROR

Explanation

On an MQPUT or MQPUT1 call, the value specified for the *Expiry* field in the message descriptor MQMD is not valid.


Completion Code

MQCC_FAILED

Programmer response

Specify a value that is greater than zero, or the special value MQEI_UNLIMITED.

Parent topic: [Reason code list](#)

 This build: January 26, 2011 12:02:15

[Notices](#) | [Trademarks](#) | [Downloads](#) | [Library](#) | [Support](#) | [Feedback](#)

© Copyright IBM Corporation 1999, 2009. All Rights Reserved.

This topic's URL:

fm12200_

2.2.1.17. 2014 (07DE) (RC2014): MQRC_FEEDBACK_ERROR

Explanation

On an MQPUT or MQPUT1 call, the value specified for the *Feedback* field in the message descriptor MQMD is not valid. The value is not MQFB_NONE, and is outside both the range defined for system feedback codes and the range defined for application feedback codes.


Completion Code

MQCC_FAILED

Programmer response

Specify MQFB_NONE, or a value in the range MQFB_SYSTEM_FIRST through MQFB_SYSTEM_LAST, or MQFB_APPL_FIRST through MQFB_APPL_LAST.

Parent topic: [Reason code list](#)

 This build: January 26, 2011 12:02:15

[Notices](#) | [Trademarks](#) | [Downloads](#) | [Library](#) | [Support](#) | [Feedback](#)

© Copyright IBM Corporation 1999, 2009. All Rights Reserved.

This topic's URL:

fm12210_

2.2.1.18. 2016 (07E0) (RC2016): MQRC_GET_INHIBITED

Explanation

MQGET calls are currently inhibited for the queue, or for the queue to which this queue resolves.


Completion Code

MQCC_FAILED

Programmer response

If the system design allows get requests to be inhibited for short periods, retry the operation later.

Parent topic: [Reason code list](#)

 This build: January 26, 2011 12:02:15

[Notices](#) | [Trademarks](#) | [Downloads](#) | [Library](#) | [Support](#) | [Feedback](#)

© Copyright IBM Corporation 1999, 2009. All Rights Reserved.

This topic's URL:

fm12220_

2.2.1.19. 2017 (07E1) (RC2017): MQRC_HANDLE_NOT_AVAILABLE

Explanation

An MQOPEN, MQPUT1 or MQSUB call was issued, but the maximum number of open handles allowed for the current task has already been reached. Be aware that when a distribution list is specified on the MQOPEN or MQPUT1 call, each queue in the distribution list uses one handle.

- On z/OS®, "task" means a CICS® task, a z/OS task, or an IMS-dependent region.

Completion Code


MQCC_FAILED

Programmer response

Check whether the application is issuing MQOPEN calls without corresponding MQCLOSE calls. If it is, modify the application to issue the MQCLOSE call for each open object as soon as that object is no longer needed.

Also check whether the application is specifying a distribution list containing a large number of queues that are consuming all of the available handles. If it is, increase the maximum number of handles that the task can use, or reduce the size of the distribution list. The maximum number of open handles that a task can use is given by the *MaxHandles* queue manager attribute.

Parent topic: [Reason code list](#)

 This build: January 26, 2011 12:02:15

[Notices](#) | [Trademarks](#) | [Downloads](#) | [Library](#) | [Support](#) | [Feedback](#)

© Copyright IBM Corporation 1999, 2009. All Rights Reserved.

This topic's URL:

fm12230_

2.2.1.20. 2018 (07E2) (RC2018): MQRC_HCONN_ERROR

Explanation

The connection handle *Hconn* is not valid, for one of the following reasons:

- The parameter pointer is not valid, or (for the MQCONN or MQCONNX call) points to read-only storage. (It is not always possible to detect parameter pointers that are not valid; if not detected, unpredictable results occur.)
- The value specified was not returned by a preceding MQCONN or MQCONNX call.
- The value specified has been made invalid by a preceding MQDISC call.
- The handle is a shared handle that has been made invalid by another thread issuing the MQDISC call.
- The handle is a shared handle that is being used on the MQBEGIN call (only nonshared handles are valid on MQBEGIN).
- The handle is a nonshared handle that is being used a thread that did not create the handle.
- The call was issued in the MTS environment in a situation where the handle is not valid (for example, passing the handle between processes or packages; note that passing the handle between library packages is supported).

Completion Code


MQCC_FAILED

Programmer response

Ensure that a successful MQCONN or MQCONNX call is performed for the queue manager, and that an MQDISC call has not already been performed for it. Ensure that the handle is being used within its valid scope (see the description of MQCONN in the [WebSphere MQ Application Programming Reference](#)).

- On z/OS®, also check that the application has been linked with the correct stub; this is CSQCSTUB for CICS® applications, CSQBSTUB for batch applications, and CSQQSTUB for IMS™ applications. Also, the stub used must not belong to a release of the queue manager that is more recent than the release on which the application will run.

Parent topic: [Reason code list](#)

 This build: January 26, 2011 12:02:15

[Notices](#) | [Trademarks](#) | [Downloads](#) | [Library](#) | [Support](#) | [Feedback](#)

© Copyright IBM Corporation 1999, 2009. All Rights Reserved.
This topic's URL:
fm12240_

2.2.1.21. 2019 (07E3) (RC2019): MQRC_HOBJ_ERROR

Explanation

The object handle *Hobj* is not valid, for one of the following reasons:

- The parameter pointer is not valid, or (for the MQOPEN call) points to read-only storage. (It is not always possible to detect parameter pointers that are not valid; if not detected, unpredictable results occur.)
- The value specified was not returned by a preceding MQOPEN call.
- The value specified has been made invalid by a preceding MQCLOSE call.
- The handle is a shared handle that has been made invalid by another thread issuing the MQCLOSE call.
- The handle is a nonshared handle that is being used by a thread that did not create the handle.
- The call is MQGET or MQPUT, but the object represented by the handle is not a queue.


Completion Code

MQCC_FAILED

Programmer response

Ensure that a successful MQOPEN call is performed for this object, and that an MQCLOSE call has not already been performed for it. Ensure that the handle is being used within its valid scope (see the description of MQOPEN in the [WebSphere MQ Application Programming Reference](#)).

Parent topic: [Reason code list](#)

 This build: January 26, 2011 12:02:15

[Notices](#) | [Trademarks](#) | [Downloads](#) | [Library](#) | [Support](#) | [Feedback](#)

© Copyright IBM Corporation 1999, 2009. All Rights Reserved.
This topic's URL:
fm12250_

2.2.1.22. 2020 (07E4) (RC2020): MQRC_INHIBIT_VALUE_ERROR

Explanation

On an MQSET call, the value specified for either the MQIA_INHIBIT_GET attribute or the MQIA_INHIBIT_PUT attribute is not valid.

Completion Code

MQCC_FAILED

Programmer response

Specify a valid value for the *InhibitGet* or *InhibitPut* queue attribute.

Parent topic: [Reason code list](#)

 This build: January 26, 2011 12:02:15

[Notices](#) | [Trademarks](#) | [Downloads](#) | [Library](#) | [Support](#) | [Feedback](#)

© Copyright IBM Corporation 1999, 2009. All Rights Reserved.
This topic's URL:
fm12260_

2.2.1.23. 2021 (07E5) (RC2021): MQRC_INT_ATTR_COUNT_ERROR

Explanation

On an MQINQ or MQSET call, the *IntAttrCount* parameter is negative (MQINQ or MQSET), or smaller than the

number of integer attribute selectors (MQIA_*) specified in the *Selectors* parameter (MQSET only). This reason also occurs if the parameter pointer is not valid. (It is not always possible to detect parameter pointers that are not valid; if not detected, unpredictable results occur.)


Completion Code

MQCC_FAILED

Programmer response

Specify a value large enough for all selected integer attributes.

Parent topic: [Reason code list](#)

 This build: January 26, 2011 12:02:15

[Notices](#) | [Trademarks](#) | [Downloads](#) | [Library](#) | [Support](#) | [Feedback](#)

© Copyright IBM Corporation 1999, 2009. All Rights Reserved.

This topic's URL:

fm12270_

2.2.1.24. 2022 (07E6) (RC2022): MQRC_INT_ATTR_COUNT_TOO_SMALL

Explanation

On an MQINQ call, the *IntAttrCount* parameter is smaller than the number of integer attribute selectors (MQIA_*) specified in the *Selectors* parameter.

The call completes with MQCC_WARNING, with the *IntAttrs* array filled in with as many integer attributes as there is room for.


Completion Code

MQCC_WARNING

Programmer response

Specify a large enough value, unless only a subset of the values is needed.

Parent topic: [Reason code list](#)

 This build: January 26, 2011 12:02:15

[Notices](#) | [Trademarks](#) | [Downloads](#) | [Library](#) | [Support](#) | [Feedback](#)

© Copyright IBM Corporation 1999, 2009. All Rights Reserved.

This topic's URL:

fm12280_

2.2.1.25. 2023 (07E7) (RC2023): MQRC_INT_ATTRS_ARRAY_ERROR

Explanation

On an MQINQ or MQSET call, the *IntAttrs* parameter is not valid. The parameter pointer is not valid (MQINQ and MQSET), or points to read-only storage or to storage that is not as long as indicated by the *IntAttrCount* parameter (MQINQ only). (It is not always possible to detect parameter pointers that are not valid; if not detected, unpredictable results occur.)


Completion Code

MQCC_FAILED

Programmer response

Correct the parameter.

Parent topic: [Reason code list](#)

 This build: January 26, 2011 12:02:15

[Notices](#) | [Trademarks](#) | [Downloads](#) | [Library](#) | [Support](#) | [Feedback](#)

© Copyright IBM Corporation 1999, 2009. All Rights Reserved.

This topic's URL:

fm12290_

2.2.1.26. 2024 (07E8) (RC2024): MQRC_SYNCPOINT_LIMIT_REACHED

Explanation

An MQGET, MQPUT, or MQPUT1 call failed because it would have caused the number of uncommitted messages in the current unit of work to exceed the limit defined for the queue manager (see the *MaxUncommittedMsgs* queue-manager attribute). The number of uncommitted messages is the sum of the following since the start of the current unit of work:

- Messages put by the application with the MQPMO_SYNCPOINT option
- Messages retrieved by the application with the MQGMO_SYNCPOINT option
- Trigger messages and COA report messages generated by the queue manager for messages put with the MQPMO_SYNCPOINT option
- COD report messages generated by the queue manager for messages retrieved with the MQGMO_SYNCPOINT option
- On Compaq NonStop Kernel, this reason code occurs when the maximum number of I/O operations in a single TM/MP transaction has been exceeded.

Completion Code

MQCC_FAILED

Programmer response

Check whether the application is looping. If it is not, consider reducing the complexity of the application. Alternatively, increase the queue-manager limit for the maximum number of uncommitted messages within a unit of work.

- On z/OS®, the limit for the maximum number of uncommitted messages can be changed by using the ALTER QMGR command.
- On i5/OS®, the limit for the maximum number of uncommitted messages can be changed by using the CHGMQM command.
- On Compaq NonStop Kernel, the application should cancel the transaction and retry with a smaller number of operations in the unit of work. See the *MQSeries® for Tandem NonStop Kernel System Management Guide* for more details.

Parent topic: [Reason code list](#)

 This build: January 26, 2011 12:02:15

[Notices](#) | [Trademarks](#) | [Downloads](#) | [Library](#) | [Support](#) | [Feedback](#)

© Copyright IBM Corporation 1999, 2009. All Rights Reserved.

This topic's URL:

fm12300_

2.2.1.27. 2025 (07E9) (RC2025): MQRC_MAX_CONNS_LIMIT_REACHED

Explanation

The MQCONN or MQCONNX call was rejected because the maximum number of concurrent connections has been exceeded.

- On z/OS®, connection limits are applicable only to TSO and batch requests. The limits are determined by the customer using the following parameters of the CSQ6SYSP macro:
 - For TSO: IDFORE
 - For batch: IDBACK

For more information, see the [Task 17: Tailor your system parameter module](#).

- On HP OpenVMS, i5/OS®, Compaq NonStop Kernel, UNIX systems, and Windows, this reason code can also

occur on the MQOPEN call.

- When using Java applications, a limit to the number of concurrent connections may be defined by the connection manager.


Completion Code

MQCC_FAILED

Programmer response

Either increase the size of the appropriate parameter value, or reduce the number of concurrent connections.

Parent topic: [Reason code list](#)

 This build: January 26, 2011 12:02:15

[Notices](#) | [Trademarks](#) | [Downloads](#) | [Library](#) | [Support](#) | [Feedback](#)

© Copyright IBM Corporation 1999, 2009. All Rights Reserved.

This topic's URL:

fm12310_

2.2.1.28. 2026 (07EA) (RC2026): MQRC_MD_ERROR

Explanation

The MQMD structure is not valid, for one of the following reasons:

- The *StrucId* field is not MQMD_STRUC_ID.
- The *Version* field specifies a value that is not valid or not supported.
- The parameter pointer is not valid. (It is not always possible to detect parameter pointers that are not valid; if not detected, unpredictable results occur.)
- The queue manager cannot copy the changed structure to application storage, even though the call is successful. This can occur, for example, if the pointer points to read-only storage.


Completion Code

MQCC_FAILED

Programmer response

Ensure that input fields in the MQMD structure are set correctly.

Parent topic: [Reason code list](#)

 This build: January 26, 2011 12:02:15

[Notices](#) | [Trademarks](#) | [Downloads](#) | [Library](#) | [Support](#) | [Feedback](#)

© Copyright IBM Corporation 1999, 2009. All Rights Reserved.

This topic's URL:

fm12320_

2.2.1.29. 2027 (07EB) (RC2027): MQRC_MISSING_REPLY_TO_Q

Explanation

On an MQPUT or MQPUT1 call, the *ReplyToQ* field in the message descriptor MQMD is blank, but one or both of the following is true:

- A reply was requested (that is, MQMT_REQUEST was specified in the *MsgType* field of the message descriptor).
- A report message was requested in the *Report* field of the message descriptor.


Completion Code

MQCC_FAILED

Programmer response

Specify the name of the queue to which the reply message or report message is to be sent.

Parent topic: [Reason code list](#)

 This build: January 26, 2011 12:02:16

[Notices](#) | [Trademarks](#) | [Downloads](#) | [Library](#) | [Support](#) | [Feedback](#)

© Copyright IBM Corporation 1999, 2009. All Rights Reserved.

This topic's URL:

fm12330_

2.2.1.30. 2029 (07ED) (RC2029): MQRC_MSG_TYPE_ERROR

Explanation

Either:

- On an MQPUT or MQPUT1 call, the value specified for the *MsgType* field in the message descriptor (MQMD) is not valid.
- A message processing program received a message that does not have the expected message type. For example, if the WebSphere® MQ command server receives a message which is not a request message (MQMT_REQUEST) then it rejects the request with this reason code.


Completion Code

MQCC_FAILED

Programmer response

Specify a valid value for the *MsgType* field. In the case where a request is rejected by a message processing program, refer to the documentation for that program for details of the message types that it supports.

Parent topic: [Reason code list](#)

 This build: January 26, 2011 12:02:16

[Notices](#) | [Trademarks](#) | [Downloads](#) | [Library](#) | [Support](#) | [Feedback](#)

© Copyright IBM Corporation 1999, 2009. All Rights Reserved.

This topic's URL:

fm12340_

2.2.1.31. 2030 (07EE) (RC2030): MQRC_MSG_TOO_BIG_FOR_Q

Explanation

An MQPUT or MQPUT1 call was issued to put a message on a queue, but the message was too long for the queue and MQMF_SEGMENTATION_ALLOWED was not specified in the *MsgFlags* field in MQMD. If segmentation is not allowed, the length of the message cannot exceed the lesser of the queue *MaxMsgLength* attribute and queue-manager *MaxMsgLength* attribute.

- On z/OS®, the queue manager does not support the segmentation of messages; if MQMF_SEGMENTATION_ALLOWED is specified, it is accepted but ignored.

This reason code can also occur when MQMF_SEGMENTATION_ALLOWED *is* specified, but the nature of the data present in the message prevents the queue manager splitting it into segments that are small enough to place on the queue:

- For a user-defined format, the smallest segment that the queue manager can create is 16 bytes.
- For a built-in format, the smallest segment that the queue manager can create depends on the particular format, but is greater than 16 bytes in all cases other than MQFMT_STRING (for MQFMT_STRING the minimum segment size is 16 bytes).

MQRC_MSG_TOO_BIG_FOR_Q can also occur in the *Feedback* field in the message descriptor of a report message; in this case it indicates that the error was encountered by a message channel agent when it attempted to put the message on a remote queue.

Completion Code

MQCC_FAILED

Programmer response

Check whether the *BufferLength* parameter is specified correctly; if it is, do one of the following:

- Increase the value of the queue's *MaxMsgLength* attribute; the queue-manager's *MaxMsgLength* attribute may also need increasing.
- Break the message into several smaller messages.
- Specify MQMF_SEGMENTATION_ALLOWED in the *MsgFlags* field in MQMD; this will allow the queue manager to break the message into segments.

Parent topic: [Reason code list](#)

 This build: January 26, 2011 12:02:16

[Notices](#) | [Trademarks](#) | [Downloads](#) | [Library](#) | [Support](#) | [Feedback](#)

© Copyright IBM Corporation 1999, 2009. All Rights Reserved.

This topic's URL:

fm12350_

2.2.1.32. 2031 (07EF) (RC2031): MQRC_MSG_TOO_BIG_FOR_Q_MGR

Explanation

An MQPUT or MQPUT1 call was issued to put a message on a queue, but the message was too long for the queue manager and MQMF_SEGMENTATION_ALLOWED was not specified in the *MsgFlags* field in MQMD. If segmentation is not allowed, the length of the message cannot exceed the lesser of the queue-manager *MaxMsgLength* attribute and queue *MaxMsgLength* attribute.

This reason code can also occur when MQMF_SEGMENTATION_ALLOWED *is* specified, but the nature of the data present in the message prevents the queue manager splitting it into segments that are small enough for the queue-manager limit:

- For a user-defined format, the smallest segment that the queue manager can create is 16 bytes.
- For a built-in format, the smallest segment that the queue manager can create depends on the particular format, but is greater than 16 bytes in all cases other than MQFMT_STRING (for MQFMT_STRING the minimum segment size is 16 bytes).

MQRC_MSG_TOO_BIG_FOR_Q_MGR can also occur in the *Feedback* field in the message descriptor of a report message; in this case it indicates that the error was encountered by a message channel agent when it attempted to put the message on a remote queue.

This reason also occurs if a channel, through which the message is to pass, has restricted the maximum message length to a value that is actually less than that supported by the queue manager, and the message length is greater than this value.

- On z/OS®, this return code is issued only if you are using CICS® for distributed queuing. Otherwise, MQRC_MSG_TOO_BIG_FOR_CHANNEL is issued.

Completion Code


MQCC_FAILED

Programmer response

Check whether the *BufferLength* parameter is specified correctly; if it is, do one of the following:

- Increase the value of the queue-manager's *MaxMsgLength* attribute; the queue's *MaxMsgLength* attribute may also need increasing.
- Break the message into several smaller messages.
- Specify MQMF_SEGMENTATION_ALLOWED in the *MsgFlags* field in MQMD; this will allow the queue manager to break the message into segments.
- Check the channel definitions.

Parent topic: [Reason code list](#)

 This build: January 26, 2011 12:02:16

[Notices](#) | [Trademarks](#) | [Downloads](#) | [Library](#) | [Support](#) | [Feedback](#)

© Copyright IBM Corporation 1999, 2009. All Rights Reserved.

This topic's URL:

fm12360_

2.2.1.33. 2033 (07F1) (RC2033): MQRC_NO_MSG_AVAILABLE

Explanation

An MQGET call was issued, but there is no message on the queue satisfying the selection criteria specified in MQMD (the *MsgId* and *CorrelId* fields), and in MQGMO (the *Options* and *MatchOptions* fields). Either the MQGMO_WAIT option was not specified, or the time interval specified by the *WaitInterval* field in MQGMO has expired. This reason is also returned for an MQGET call for browse, when the end of the queue has been reached.

This reason code can also be returned by the mqGetBag and mqExecute calls. mqGetBag is similar to MQGET. For the mqExecute call, the completion code can be either MQCC_WARNING or MQCC_FAILED:

- If the completion code is MQCC_WARNING, some response messages were received during the specified wait interval, but not all. The response bag contains system-generated nested bags for the messages that were received.
- If the completion code is MQCC_FAILED, no response messages were received during the specified wait interval.

Completion Code

MQCC_WARNING or MQCC_FAILED

Programmer response

If this is an expected condition, no corrective action is required.

If this is an unexpected condition, check that:

- The message was put on the queue successfully.
- The unit of work (if any) used for the MQPUT or MQPUT1 call was committed successfully.
- The options controlling the selection criteria are specified correctly. All of the following can affect the eligibility of a message for return on the MQGET call:
 - MQGMO_LOGICAL_ORDER
 - MQGMO_ALL_MSGS_AVAILABLE
 - MQGMO_ALL_SEGMENTS_AVAILABLE
 - MQGMO_COMPLETE_MSG
 - MQMO_MATCH_MSG_ID
 - MQMO_MATCH_CORREL_ID
 - MQMO_MATCH_GROUP_ID
 - MQMO_MATCH_MSG_SEQ_NUMBER
 - MQMO_MATCH_OFFSET
 - Value of *MsgId* field in MQMD
 - Value of *CorrelId* field in MQMD

Consider waiting longer for the message.

Parent topic: [Reason code list](#)

 This build: January 26, 2011 12:02:16

[Notices](#) | [Trademarks](#) | [Downloads](#) | [Library](#) | [Support](#) | [Feedback](#)

© Copyright IBM Corporation 1999, 2009. All Rights Reserved.

This topic's URL:

fm12370_

2.2.1.34. 2034 (07F2) (RC2034): MQRC_NO_MSG_UNDER_CURSOR

Explanation

An MQGET call was issued with either the MQGMO_MSG_UNDER_CURSOR or the MQGMO_BROWSE_MSG_UNDER_CURSOR option. However, the browse cursor is not positioned at a retrievable message. This is caused by one of the following:

- The cursor is positioned logically before the first message (as it is before the first MQGET call with a browse option has been successfully performed).
- The message the browse cursor was positioned on has been locked or removed from the queue (probably by some other application) since the browse operation was performed.
- The message the browse cursor was positioned on has expired.


Completion Code

MQCC_FAILED

Programmer response

Check the application logic. This may be an expected reason if the application design allows multiple servers to compete for messages after browsing. Consider also using the MQGMO_LOCK option with the preceding browse MQGET call.

Parent topic: [Reason code list](#)

 This build: January 26, 2011 12:02:16

[Notices](#) | [Trademarks](#) | [Downloads](#) | [Library](#) | [Support](#) | [Feedback](#)

© Copyright IBM Corporation 1999, 2009. All Rights Reserved.

This topic's URL:

fm12380_

2.2.1.35. 2035 (07F3) (RC2035): MQRC_NOT_AUTHORIZED

Explanation

The user is not authorized to perform the operation attempted:

- On an MQCONN or MQCONNX call, the user is not authorized to connect to the queue manager.
 - On z/OS®, for CICS® applications, MQRC_CONNECTION_NOT_AUTHORIZED is issued instead.
- On an MQOPEN or MQPUT1 call, the user is not authorized to open the object for the option(s) specified.
 - On z/OS, if the object being opened is a model queue, this reason also arises if the user is not authorized to create a dynamic queue with the required name.
- On an MQCLOSE call, the user is not authorized to delete the object, which is a permanent dynamic queue, and the *Hobj* parameter specified on the MQCLOSE call is not the handle returned by the MQOPEN call that created the queue.
- On a command, the user is not authorized to issue the command, or to access the object it specifies.

This reason code can also occur in the *Feedback* field in the message descriptor of a report message; in this case it indicates that the error was encountered by a message channel agent when it attempted to put the message on a remote queue.


Completion Code

MQCC_FAILED

Programmer response

Ensure that the correct queue manager or object was specified, and that appropriate authority exists.

Parent topic: [Reason code list](#)

 This build: January 26, 2011 12:02:16

[Notices](#) | [Trademarks](#) | [Downloads](#) | [Library](#) | [Support](#) | [Feedback](#)

© Copyright IBM Corporation 1999, 2009. All Rights Reserved.

This topic's URL:

fm12390_

2.2.1.36. 2036 (07F4) (RC2036): MQRC_NOT_OPEN_FOR_BROWSE

Explanation

An MQGET call was issued with one of the following options:

- MQGMO_BROWSE_FIRST
- MQGMO_BROWSE_NEXT
- MQGMO_BROWSE_MSG_UNDER_CURSOR
- MQGMO_MSG_UNDER_CURSOR

but the queue had not been opened for browse.


Completion Code

MQCC_FAILED

Programmer response

Specify MQOO_BROWSE when the queue is opened.

Parent topic: [Reason code list](#)

 This build: January 26, 2011 12:02:16

[Notices](#) | [Trademarks](#) | [Downloads](#) | [Library](#) | [Support](#) | [Feedback](#)

© Copyright IBM Corporation 1999, 2009. All Rights Reserved.

This topic's URL:

fm12400_

2.2.1.37. 2037 (07F5) (RC2037): MQRC_NOT_OPEN_FOR_INPUT

Explanation

An MQGET call was issued to retrieve a message from a queue, but the queue had not been opened for input.

Completion Code


MQCC_FAILED

Programmer response

Specify one of the following when the queue is opened:

- MQOO_INPUT_SHARED
- MQOO_INPUT_EXCLUSIVE
- MQOO_INPUT_AS_Q_DEF

Parent topic: [Reason code list](#)

 This build: January 26, 2011 12:02:16

[Notices](#) | [Trademarks](#) | [Downloads](#) | [Library](#) | [Support](#) | [Feedback](#)

© Copyright IBM Corporation 1999, 2009. All Rights Reserved.

This topic's URL:

fm12410_

2.2.1.38. 2038 (07F6) (RC2038): MQRC_NOT_OPEN_FOR_INQUIRE

Explanation

An MQINQ call was issued to inquire object attributes, but the object had not been opened for inquire.


Completion Code

MQCC_FAILED

Programmer response

Specify MQOO_INQUIRE when the object is opened.

Parent topic: [Reason code list](#)

 This build: January 26, 2011 12:02:16

[Notices](#) | [Trademarks](#) | [Downloads](#) | [Library](#) | [Support](#) | [Feedback](#)

© Copyright IBM Corporation 1999, 2009. All Rights Reserved.

This topic's URL:

fm12420_

2.2.1.39. 2039 (07F7) (RC2039): MQRC_NOT_OPEN_FOR_OUTPUT

Explanation

An MQPUT call was issued to put a message on a queue, but the queue had not been opened for output.


Completion Code

MQCC_FAILED

Programmer response

Specify MQOO_OUTPUT when the queue is opened.

Parent topic: [Reason code list](#)

 This build: January 26, 2011 12:02:16

[Notices](#) | [Trademarks](#) | [Downloads](#) | [Library](#) | [Support](#) | [Feedback](#)

© Copyright IBM Corporation 1999, 2009. All Rights Reserved.

This topic's URL:

fm12430_

2.2.1.40. 2040 (07F8) (RC2040): MQRC_NOT_OPEN_FOR_SET

Explanation

An MQSET call was issued to set queue attributes, but the queue had not been opened for set.


Completion Code

MQCC_FAILED

Programmer response

Specify MQOO_SET when the object is opened.

Parent topic: [Reason code list](#)

 This build: January 26, 2011 12:02:16

[Notices](#) | [Trademarks](#) | [Downloads](#) | [Library](#) | [Support](#) | [Feedback](#)

© Copyright IBM Corporation 1999, 2009. All Rights Reserved.

This topic's URL:

fm12440_

2.2.1.41. 2041 (07F9) (RC2041): MQRC_OBJECT_CHANGED

Explanation

Object definitions that affect this object have been changed since the *Hobj* handle used on this call was returned by the MQOPEN call. See the description of MQOPEN in the [WebSphere MQ Application Programming Reference](#) for more information.

This reason does not occur if the object handle is specified in the *Context* field of the *PutMsgOpts* parameter on the MQPUT or MQPUT1 call.


Completion Code

MQCC_FAILED

Programmer response

Issue an MQCLOSE call to return the handle to the system. It is then usually sufficient to reopen the object and retry the operation. However, if the object definitions are critical to the application logic, an MQINQ call can be used after reopening the object, to obtain the new values of the object attributes.

Parent topic: [Reason code list](#)

 This build: January 26, 2011 12:02:16

[Notices](#) | [Trademarks](#) | [Downloads](#) | [Library](#) | [Support](#) | [Feedback](#)

© Copyright IBM Corporation 1999, 2009. All Rights Reserved.

This topic's URL:

fm12450_

2.2.1.42. 2042 (07FA) (RC2042): MQRC_OBJECT_IN_USE

Explanation

An MQOPEN call was issued, but the object in question has already been opened by this or another application with options that conflict with those specified in the *Options* parameter. This arises if the request is for shared input, but the object is already open for exclusive input; it also arises if the request is for exclusive input, but the object is already open for input (of any sort).

MCAs for receiver channels, or the intra-group queuing agent (IGQ agent), may keep the destination queues open even when messages are not being transmitted; this results in the queues appearing to be "in use". Use the MQSC command DISPLAY QSTATUS to find out who is keeping the queue open.

- On z/OS®, this reason can also occur for an MQOPEN or MQPUT1 call, if the object to be opened (which can be a queue, or for MQOPEN a namelist or process object) is in the process of being deleted.


Completion Code

MQCC_FAILED

Programmer response

System design should specify whether an application is to wait and retry, or take other action.

Parent topic: [Reason code list](#)

 This build: January 26, 2011 12:02:16

[Notices](#) | [Trademarks](#) | [Downloads](#) | [Library](#) | [Support](#) | [Feedback](#)

© Copyright IBM Corporation 1999, 2009. All Rights Reserved.

This topic's URL:

fm12460_

2.2.1.43. 2043 (07FB) (RC2043): MQRC_OBJECT_TYPE_ERROR

Explanation

On the MQOPEN or MQPUT1 call, the *ObjectType* field in the object descriptor MQOD specifies a value that is not valid. For the MQPUT1 call, the object type must be MQOT_Q.


Completion Code

MQCC_FAILED


Programmer response

Specify a valid object type.

Parent topic: [Reason code list](#)

 This build: January 26, 2011 12:02:16

[Notices](#) | [Trademarks](#) | [Downloads](#) | [Library](#) | [Support](#) | [Feedback](#)

 Copyright IBM Corporation 1999, 2009. All Rights Reserved.

This topic's URL:

fm12470_

2.2.1.44. 2044 (07FC) (RC2044): MQRC_OD_ERROR

Explanation

On the MQOPEN or MQPUT1 call, the object descriptor MQOD is not valid, for one of the following reasons:

- The *StrucId* field is not MQOD_STRUC_ID.
- The *Version* field specifies a value that is not valid or not supported.
- The parameter pointer is not valid. (It is not always possible to detect parameter pointers that are not valid; if not detected, unpredictable results occur.)
- The queue manager cannot copy the changed structure to application storage, even though the call is successful. This can occur, for example, if the pointer points to read-only storage.


Completion Code

MQCC_FAILED


Programmer response

Ensure that input fields in the MQOD structure are set correctly.

Parent topic: [Reason code list](#)

 This build: January 26, 2011 12:02:16

[Notices](#) | [Trademarks](#) | [Downloads](#) | [Library](#) | [Support](#) | [Feedback](#)

 Copyright IBM Corporation 1999, 2009. All Rights Reserved.

This topic's URL:

fm12480_

2.2.1.45. 2045 (07FD) (RC2045): MQRC_OPTION_NOT_VALID_FOR_TYPE

Explanation

On an MQOPEN or MQCLOSE call, an option is specified that is not valid for the type of object or queue being opened or closed.

For the MQOPEN call, this includes the following cases:

- An option that is inappropriate for the object type (for example, MQOO_OUTPUT for an MQOT_PROCESS object).
- An option that is unsupported for the queue type (for example, MQOO_INQUIRE for a remote queue that has no local definition).
- One or more of the following options:
 - MQOO_INPUT_AS_Q_DEF
 - MQOO_INPUT_SHARED
 - MQOO_INPUT_EXCLUSIVE
 - MQOO_BROWSE
 - MQOO_INQUIRE
 - MQOO_SET

when either:

- o the queue name is resolved through a cell directory, or
- o *ObjectQMgrName* in the object descriptor specifies the name of a local definition of a remote queue (in order to specify a queue-manager alias), and the queue named in the *RemoteQMgrName* attribute of the definition is the name of the local queue manager.

For the MQCLOSE call, this includes the following case:

- The MQCO_DELETE or MQCO_DELETE_PURGE option when the queue is not a dynamic queue.

This reason code can also occur on the MQOPEN call when the object being opened is of type MQOT_NAMELIST, MQOT_PROCESS, or MQOT_Q_MGR, but the *ObjectQMgrName* field in MQOD is neither blank nor the name of the local queue manager.


Completion Code

MQCC_FAILED

Programmer response

Specify the correct option. For the MQOPEN call, ensure that the *ObjectQMgrName* field is set correctly. For the MQCLOSE call, either correct the option or change the definition type of the model queue that is used to create the new queue.

Parent topic: [Reason code list](#)

 This build: January 26, 2011 12:02:16

[Notices](#) | [Trademarks](#) | [Downloads](#) | [Library](#) | [Support](#) | [Feedback](#)

© Copyright IBM Corporation 1999, 2009. All Rights Reserved.

This topic's URL:

fm12490_

2.2.1.46. 2046 (07FE) (RC2046): MQRC_OPTIONS_ERROR

Explanation

The *Options* parameter or field contains options that are not valid, or a combination of options that is not valid.

- For the MQOPEN, MQCLOSE, MQXCNVC, mqBagToBuffer, mqBufferToBag, mqCreateBag, and mqExecute calls, *Options* is a separate parameter on the call.
This reason also occurs if the parameter pointer is not valid. (It is not always possible to detect parameter pointers that are not valid; if not detected, unpredictable results occur.)
- For the MQBEGIN, MQCONNX, MQGET, MQPUT, and MQPUT1 calls, *Options* is a field in the relevant options structure (MQBO, MQCNO, MQGMO, or MQPMO).

Completion Code

MQCC_FAILED

Programmer response

Specify valid options. Check the description of the *Options* parameter or field to determine which options and combinations of options are valid. If multiple options are being set by adding the individual options together, ensure that the same option is not added twice.➤ For more information, see [Rules for validating MQI options](#).◀

Parent topic: [Reason code list](#)

 This build: January 26, 2011 12:02:16

[Notices](#) | [Trademarks](#) | [Downloads](#) | [Library](#) | [Support](#) | [Feedback](#)

© Copyright IBM Corporation 1999, 2009. All Rights Reserved.

This topic's URL:

fm12500_

2.2.1.47. 2047 (07FF) (RC2047): MQRC_PERSISTENCE_ERROR

Explanation

On an MQPUT or MQPUT1 call, the value specified for the *Persistence* field in the message descriptor MQMD is not valid.

Completion Code


MQCC_FAILED

Programmer response

Specify one of the following values:

- MQPER_PERSISTENT
- MQPER_NOT_PERSISTENT
- MQPER_PERSISTENCE_AS_Q_DEF

Parent topic: [Reason code list](#)

 This build: January 26, 2011 12:02:16

[Notices](#) | [Trademarks](#) | [Downloads](#) | [Library](#) | [Support](#) | [Feedback](#)

© Copyright IBM Corporation 1999, 2009. All Rights Reserved.

This topic's URL:

fm12510_

2.2.1.48. 2048 (0800) (RC2048): MQRC_PERSISTENT_NOT_ALLOWED

Explanation

On an MQPUT or MQPUT1 call, the value specified for the *Persistence* field in MQMD (or obtained from the *DefPersistence* queue attribute) specifies MQPER_PERSISTENT, but the queue on which the message is being placed does not support persistent messages. Persistent messages cannot be placed on temporary dynamic queues.

This reason code can also occur in the *Feedback* field in the message descriptor of a report message; in this case it indicates that the error was encountered by a message channel agent when it attempted to put the message on a remote queue.

Completion Code

MQCC_FAILED

Programmer response

Specify MQPER_NOT_PERSISTENT if the message is to be placed on a temporary dynamic queue. If persistence is required, use a permanent dynamic queue or predefined queue in place of a temporary dynamic queue.

Be aware that server applications are recommended to send reply messages (message type MQMT_REPLY) with the same persistence as the original request message (message type MQMT_REQUEST). If the request message is persistent, the reply queue specified in the *ReplyToQ* field in the message descriptor MQMD cannot be a temporary dynamic queue. Use a permanent dynamic queue or predefined queue as the reply queue in this situation.

On z/OS®, you cannot put persistent messages to a shared queue if the CFSTRUCT that the queue uses is defined with RECOVER(NO). Either put only non-persistent messages to this queue or change the queue definition to RECOVER(YES). If you put a persistent message to a queue that uses a CFSTRUCT with RECOVER(NO) the put will fail with MQRC_PERSISTENT_NOT_ALLOWED.

Parent topic: [Reason code list](#)

 This build: January 26, 2011 12:02:17

[Notices](#) | [Trademarks](#) | [Downloads](#) | [Library](#) | [Support](#) | [Feedback](#)

© Copyright IBM Corporation 1999, 2009. All Rights Reserved.

This topic's URL:

fm12520_

2.2.1.49. 2049 (0801) (RC2049): MQRC_PRIORITY_EXCEEDS_MAXIMUM

Explanation

An MQPUT or MQPUT1 call was issued, but the value of the *Priority* field in the message descriptor MQMD exceeds the maximum priority supported by the local queue manager, as shown by the *MaxPriority* queue-manager attribute. The message is accepted by the queue manager, but is placed on the queue at the queue manager's maximum priority. The *Priority* field in the message descriptor retains the value specified by the application that put the message.


Completion Code

MQCC_WARNING

Programmer response

None required, unless this reason code was not expected by the application that put the message.

Parent topic: [Reason code list](#)

 This build: January 26, 2011 12:02:17

[Notices](#) | [Trademarks](#) | [Downloads](#) | [Library](#) | [Support](#) | [Feedback](#)

© Copyright IBM Corporation 1999, 2009. All Rights Reserved.

This topic's URL:

fm12530_

2.2.1.50. 2050 (0802) (RC2050): MQRC_PRIORITY_ERROR

Explanation

An MQPUT or MQPUT1 call was issued, but the value of the *Priority* field in the message descriptor MQMD is not valid. The maximum priority supported by the queue manager is given by the *MaxPriority* queue-manager attribute.


Completion Code

MQCC_FAILED

Programmer response

Specify a value in the range zero through *MaxPriority*, or the special value MQPRI_PRIORITY_AS_Q_DEF.

Parent topic: [Reason code list](#)

 This build: January 26, 2011 12:02:17

[Notices](#) | [Trademarks](#) | [Downloads](#) | [Library](#) | [Support](#) | [Feedback](#)

© Copyright IBM Corporation 1999, 2009. All Rights Reserved.

This topic's URL:

fm12540_

2.2.1.51. 2051 (0803) (RC2051): MQRC_PUT_INHIBITED

Explanation

MQPUT and MQPUT1 calls are currently inhibited for the queue, or for the queue to which this queue resolves.

This reason code can also occur in the *Feedback* field in the message descriptor of a report message; in this case it indicates that the error was encountered by a message channel agent when it attempted to put the message on a remote queue.


Completion Code

MQCC_FAILED


Programmer response

If the system design allows put requests to be inhibited for short periods, retry the operation later.

Parent topic: [Reason code list](#)

 This build: January 26, 2011 12:02:17

[Notices](#) | [Trademarks](#) | [Downloads](#) | [Library](#) | [Support](#) | [Feedback](#)

 Copyright IBM Corporation 1999, 2009. All Rights Reserved.

This topic's URL:
fm12550_

2.2.1.52. 2052 (0804) (RC2052): MQRC_Q_DELETED

Explanation

An *Hobj* queue handle specified on a call refers to a dynamic queue that has been deleted since the queue was opened. (See the description of MQCLOSE in the [WebSphere MQ Application Programming Reference](#) for information about the deletion of dynamic queues.)

- On z/OS®, this can also occur with the MQOPEN and MQPUT1 calls if a dynamic queue is being opened, but the queue is in a logically-deleted state. See MQCLOSE for more information about this.


Completion Code

MQCC_FAILED


Programmer response

Issue an MQCLOSE call to return the handle and associated resources to the system (the MQCLOSE call will succeed in this case). Check the design of the application that caused the error.

Parent topic: [Reason code list](#)

 This build: January 26, 2011 12:02:17

[Notices](#) | [Trademarks](#) | [Downloads](#) | [Library](#) | [Support](#) | [Feedback](#)

 Copyright IBM Corporation 1999, 2009. All Rights Reserved.

This topic's URL:
fm12560_

2.2.1.53. 2053 (0805) (RC2053): MQRC_Q_FULL

Explanation

An MQPUT or MQPUT1 call, or a command, failed because the queue is full, that is, it already contains the maximum number of messages possible, as specified by the *MaxQDepth* queue attribute.

This reason code can also occur in the *Feedback* field in the message descriptor of a report message; in this case it indicates that the error was encountered by a message channel agent when it attempted to put the message on a remote queue.


Completion Code

MQCC_FAILED


Programmer response

Retry the operation later. Consider increasing the maximum depth for this queue, or arranging for more instances of the application to service the queue.

Parent topic: [Reason code list](#)

 This build: January 26, 2011 12:02:17

[Notices](#) | [Trademarks](#) | [Downloads](#) | [Library](#) | [Support](#) | [Feedback](#)

 Copyright IBM Corporation 1999, 2009. All Rights Reserved.

This topic's URL:
fm12570_

2.2.1.54. 2055 (0807) (RC2055): MQRC_Q_NOT_EMPTY

Explanation

An MQCLOSE call was issued for a permanent dynamic queue, but the call failed because the queue is not empty or still in use. One of the following applies:

- The MQCO_DELETE option was specified, but there are messages on the queue.
- The MQCO_DELETE or MQCO_DELETE_PURGE option was specified, but there are uncommitted get or put calls outstanding against the queue.

See the usage notes pertaining to dynamic queues for the MQCLOSE call for more information.

This reason code is also returned from a command to clear or delete or move a queue, if the queue contains uncommitted messages (or committed messages in the case of delete queue without the purge option).


Completion Code

MQCC_FAILED

Programmer response

Check why there might be messages on the queue. Be aware that the *CurrentQDepth* queue attribute might be zero even though there are one or more messages on the queue; this can happen if the messages have been retrieved as part of a unit of work that has not yet been committed. If the messages can be discarded, try using the MQCLOSE call with the MQCO_DELETE_PURGE option. Consider retrying the call later.

Parent topic: [Reason code list](#)

 This build: January 26, 2011 12:02:17

[Notices](#) | [Trademarks](#) | [Downloads](#) | [Library](#) | [Support](#) | [Feedback](#)

© Copyright IBM Corporation 1999, 2009. All Rights Reserved.

This topic's URL:

fm12580_

2.2.1.55. 2056 (0808) (RC2056): MQRC_Q_SPACE_NOT_AVAILABLE

Explanation

An MQPUT or MQPUT1 call was issued, but there is no space available for the queue on disk or other storage device.

This reason code can also occur in the *Feedback* field in the message descriptor of a report message; in this case it indicates that the error was encountered by a message channel agent when it attempted to put the message on a remote queue.

- On z/OS®, this reason code does not occur.

Completion Code

MQCC_FAILED

Programmer response

Check whether an application is putting messages in an infinite loop. If not, make more disk space available for the queue.

Parent topic: [Reason code list](#)

 This build: January 26, 2011 12:02:17

[Notices](#) | [Trademarks](#) | [Downloads](#) | [Library](#) | [Support](#) | [Feedback](#)

© Copyright IBM Corporation 1999, 2009. All Rights Reserved.

This topic's URL:

fm12590_

2.2.1.56. 2057 (0809) (RC2057): MQRC_Q_TYPE_ERROR

Explanation

One of the following occurred:

- On an MQOPEN call, the *ObjectQMgrName* field in the object descriptor MQOD or object record MQOR specifies the name of a local definition of a remote queue (in order to specify a queue-manager alias), and in that local definition the *RemoteQMgrName* attribute is the name of the local queue manager. However, the *ObjectName* field in MQOD or MQOR specifies the name of a model queue on the local queue manager; this is not allowed. See the [WebSphere MQ Application Programming Guide](#) for more information.
- On an MQPUT1 call, the object descriptor MQOD or object record MQOR specifies the name of a model queue.
- On a previous MQPUT or MQPUT1 call, the *ReplyToQ* field in the message descriptor specified the name of a model queue, but a model queue cannot be specified as the destination for reply or report messages. Only the name of a predefined queue, or the name of the *dynamic* queue created from the model queue, can be specified as the destination. In this situation the reason code MQRC_Q_TYPE_ERROR is returned in the *Reason* field of the MQDLH structure when the reply message or report message is placed on the dead-letter queue.


Completion Code

MQCC_FAILED

Programmer response

Specify a valid queue.

Parent topic: [Reason code list](#)

 This build: January 26, 2011 12:02:17

[Notices](#) | [Trademarks](#) | [Downloads](#) | [Library](#) | [Support](#) | [Feedback](#)

© Copyright IBM Corporation 1999, 2009. All Rights Reserved.

This topic's URL:

fm12600_

2.2.1.57. 2058 (080A) (RC2058): MQRC_Q_MGR_NAME_ERROR

Explanation

On an MQCONN or MQCONNX call, the value specified for the *QMgrName* parameter is not valid or not known. This reason also occurs if the parameter pointer is not valid. (It is not always possible to detect parameter pointers that are not valid; if not detected, unpredictable results occur.)

- On z/OS® for CICS® applications, this reason can occur on *any* call if the original connect specified an incorrect or unrecognized name.

This reason code can also occur if an MQ client application attempts to connect to a queue manager within an MQ-client queue-manager group (see the *QMgrName* parameter of MQCONN), and either:

- Queue-manager groups are not supported.
- There is no queue-manager group with the specified name.


Completion Code

MQCC_FAILED

Programmer response

Use an all-blank name if possible, or verify that the name used is valid.

Parent topic: [Reason code list](#)

 This build: January 26, 2011 12:02:17

[Notices](#) | [Trademarks](#) | [Downloads](#) | [Library](#) | [Support](#) | [Feedback](#)

© Copyright IBM Corporation 1999, 2009. All Rights Reserved.

This topic's URL:

fm12610_

2.2.1.58. 2059 (080B) (RC2059): MQRC_Q_MGR_NOT_AVAILABLE

Explanation

This occurs:

1. On an MQCONN or MQCONNX call, the queue manager identified by the *QMgrName* parameter is not available for connection.
 - o On z/OS®:
 - For batch applications, this reason can be returned to applications running in LPARs that do not have a queue manager installed.
 - For CICS® applications, this reason can occur on *any* call if the original connect specified a queue manager whose name was recognized, but which is not available.
 - o On i5/OS®, this reason can also be returned by the MQOPEN and MQPUT1 calls, when MQHC_DEF_HCONN is specified for the *Hconn* parameter by an application running in compatibility mode.
2. On an MQCONN or MQCONNX call from an MQ client application:
 - o Attempting to connect to a queue manager within an MQ-client queue-manager group when none of the queue managers in the group is available for connection (see the *QMgrName* parameter of the MQCONN call).
 - o If the client channel fails to connect, perhaps because of an error with the client-connection or the corresponding server-connection channel definitions.
 - o The z/OS Client Attachment feature has not been installed.
3. If a command uses the *CommandScope* parameter specifying a queue manager that is not active in the queue-sharing group.


Completion Code

MQCC_FAILED

Programmer response

Ensure that the queue manager has been started. If the connection is from a client application, check the channel definitions, channel status, and error logs.

Parent topic: [Reason code list](#)

 This build: January 26, 2011 12:02:17

[Notices](#) | [Trademarks](#) | [Downloads](#) | [Library](#) | [Support](#) | [Feedback](#)

© Copyright IBM Corporation 1999, 2009. All Rights Reserved.

This topic's URL:
fm12620_

2.2.1.59. 2061 (080D) (RC2061): MQRC_REPORT_OPTIONS_ERROR

Explanation

An MQPUT or MQPUT1 call was issued, but the *Report* field in the message descriptor MQMD contains one or more options that are not recognized by the local queue manager. The options that cause this reason code to be returned depend on the destination of the message; see the description of REPORT in the [WebSphere MQ Application Programming Reference](#) for more details.

This reason code can also occur in the *Feedback* field in the MQMD of a report message, or in the *Reason* field in the MQDLH structure of a message on the dead-letter queue; in both cases it indicates that the destination queue manager does not support one or more of the report options specified by the sender of the message.

Completion Code


MQCC_FAILED

Programmer response

Do the following:

- Ensure that the *Report* field in the message descriptor is initialized with a value when the message descriptor is declared, or is assigned a value prior to the MQPUT or MQPUT1 call. Specify MQRO_NONE if no report options are required.
- Ensure that the report options specified are valid; see the *Report* field described in the description of MQMD in the [WebSphere MQ Application Programming Reference](#) for valid report options.
- If multiple report options are being set by adding the individual report options together, ensure that the same report option is not added twice.
- Check that conflicting report options are not specified. For example, do not add both MQRO_EXCEPTION and MQRO_EXCEPTION_WITH_DATA to the *Report* field; only one of these can be specified.

Parent topic: [Reason code list](#)

 This build: January 26, 2011 12:02:17

[Notices](#) | [Trademarks](#) | [Downloads](#) | [Library](#) | [Support](#) | [Feedback](#)

© Copyright IBM Corporation 1999, 2009. All Rights Reserved.

This topic's URL:

fm12630_

2.2.1.60. 2062 (080E) (RC2062): MQRC_SECOND_MARK_NOT_ALLOWED

Explanation

An MQGET call was issued specifying the MQGMO_MARK_SKIP_BACKOUT option in the *Options* field of MQGMO, but a message has already been marked within the current unit of work. Only one marked message is allowed within each unit of work.

This reason code occurs only on z/OS®.


Completion Code

MQCC_FAILED

Programmer response

Modify the application so that no more than one message is marked within each unit of work.

Parent topic: [Reason code list](#)

 This build: January 26, 2011 12:02:17

[Notices](#) | [Trademarks](#) | [Downloads](#) | [Library](#) | [Support](#) | [Feedback](#)

© Copyright IBM Corporation 1999, 2009. All Rights Reserved.

This topic's URL:

fm12640_

2.2.1.61. 2063 (080F) (RC2063): MQRC_SECURITY_ERROR

Explanation

An MQCONN, MQCONNX, MQOPEN, MQPUT1, or MQCLOSE call was issued, but it failed because a security error occurred.

- On z/OS®, the security error was returned by the External Security Manager.

Completion Code


MQCC_FAILED

Programmer response

Note the error from the security manager, and contact your system programmer or security administrator.

- On i5/OS®, the FFST™ log will contain the error information.

Parent topic: [Reason code list](#)

 This build: January 26, 2011 12:02:17

[Notices](#) | [Trademarks](#) | [Downloads](#) | [Library](#) | [Support](#) | [Feedback](#)

© Copyright IBM Corporation 1999, 2009. All Rights Reserved.

This topic's URL:

fm12650_

2.2.1.62. 2065 (0811) (RC2065): MQRC_SELECTOR_COUNT_ERROR

Explanation

On an MQINQ or MQSET call, the *SelectorCount* parameter specifies a value that is not valid. This reason also occurs if the parameter pointer is not valid. (It is not always possible to detect parameter pointers that are not valid; if not detected, unpredictable results occur.)


Completion Code

MQCC_FAILED

Programmer response

Specify a value in the range 0 through 256.

Parent topic: [Reason code list](#)

 This build: January 26, 2011 12:02:17

[Notices](#) | [Trademarks](#) | [Downloads](#) | [Library](#) | [Support](#) | [Feedback](#)

© Copyright IBM Corporation 1999, 2009. All Rights Reserved.

This topic's URL:

fm12660_

2.2.1.63. 2066 (0812) (RC2066): MQRC_SELECTOR_LIMIT_EXCEEDED

Explanation

On an MQINQ or MQSET call, the *SelectorCount* parameter specifies a value that is larger than the maximum supported (256).


Completion Code

MQCC_FAILED

Programmer response

Reduce the number of selectors specified on the call; the valid range is 0 through 256.

Parent topic: [Reason code list](#)

 This build: January 26, 2011 12:02:18

[Notices](#) | [Trademarks](#) | [Downloads](#) | [Library](#) | [Support](#) | [Feedback](#)

© Copyright IBM Corporation 1999, 2009. All Rights Reserved.

This topic's URL:

fm12670_

2.2.1.64. 2067 (0813) (RC2067): MQRC_SELECTOR_ERROR

Explanation

An MQINQ or MQSET call was issued, but the *Selectors* array contains a selector that is not valid for one of the following reasons:

- The selector is not supported or out of range.
- The selector is not applicable to the type of object whose attributes are being inquired or set.
- The selector is for an attribute that cannot be set.

This reason also occurs if the parameter pointer is not valid. (It is not always possible to detect parameter pointers that are not valid; if not detected, unpredictable results occur.)


Completion Code

MQCC_FAILED

Programmer response

Ensure that the value specified for the selector is valid for the object type represented by *Hobj*. For the MQSET call, also ensure that the selector represents an integer attribute that can be set.

Parent topic: [Reason code list](#)

 This build: January 26, 2011 12:02:18

[Notices](#) | [Trademarks](#) | [Downloads](#) | [Library](#) | [Support](#) | [Feedback](#)

© Copyright IBM Corporation 1999, 2009. All Rights Reserved.

This topic's URL:
fm12680_

2.2.1.65. 2068 (0814) (RC2068): MQRC_SELECTOR_NOT_FOR_TYPE

Explanation

On the MQINQ call, one or more selectors in the *Selectors* array is not applicable to the type of the queue whose attributes are being inquired.

This reason also occurs when the queue is a cluster queue that resolved to a remote instance of the queue. In this case only a subset of the attributes that are valid for local queues can be inquired. See the usage notes in the description of MQINQ in the [WebSphere MQ Application Programming Reference](#) for further details.

The call completes with MQCC_WARNING, with the attribute values for the inapplicable selectors set as follows:

- For integer attributes, the corresponding elements of *IntAttrs* are set to MQIAV_NOT_APPLICABLE.
- For character attributes, the appropriate parts of the *CharAttrs* string are set to a character string consisting entirely of asterisks (*).

Completion Code


MQCC_WARNING

Programmer response

Verify that the selector specified is the one that was intended.

If the queue is a cluster queue, specifying one of the MQOO_BROWSE, MQOO_INPUT_*, or MQOO_SET options in addition to MQOO_INQUIRE forces the queue to resolve to the local instance of the queue. However, if there is no local instance of the queue the MQOPEN call fails.

Parent topic: [Reason code list](#)

 This build: January 26, 2011 12:02:18

[Notices](#) | [Trademarks](#) | [Downloads](#) | [Library](#) | [Support](#) | [Feedback](#)

© Copyright IBM Corporation 1999, 2009. All Rights Reserved.

This topic's URL:
fm12690_

2.2.1.66. 2069 (0815) (RC2069): MQRC_SIGNAL_OUTSTANDING

Explanation

An MQGET call was issued with either the MQGMO_SET_SIGNAL or MQGMO_WAIT option, but there is already a signal outstanding for the queue handle *Hobj*.

This reason code occurs only in the following environments: z/OS®, Windows 95, Windows 98.


Completion Code

MQCC_FAILED

Programmer response

Check the application logic. If it is necessary to set a signal or wait when there is a signal outstanding for the same queue, a different object handle must be used.

Parent topic: [Reason code list](#)

 This build: January 26, 2011 12:02:18

[Notices](#) | [Trademarks](#) | [Downloads](#) | [Library](#) | [Support](#) | [Feedback](#)

© Copyright IBM Corporation 1999, 2009. All Rights Reserved.

This topic's URL:

fm12700_

2.2.1.67. 2070 (0816) (RC2070): MQRC_SIGNAL_REQUEST_ACCEPTED

Explanation

An MQGET call was issued specifying MQGMO_SET_SIGNAL in the *GetMsgOpts* parameter, but no suitable message was available; the call returns immediately. The application can now wait for the signal to be delivered.

- On z/OS®, the application should wait on the Event Control Block pointed to by the *Signal1* field.
- On Windows 95, Windows 98, the application should wait for the signal Windows message to be delivered.

This reason code occurs only in the following environments: z/OS, Windows 95, Windows 98.

Completion Code

MQCC_WARNING

Programmer response

Wait for the signal; when it is delivered, check the signal to ensure that a message is now available. If it is, reissue the MQGET call.

- On z/OS, wait on the ECB pointed to by the *Signal1* field and, when it is posted, check it to ensure that a message is now available.
- On Windows 95, Windows 98, the application (thread) should continue executing its message loop.

Parent topic: [Reason code list](#)

 This build: January 26, 2011 12:02:18

[Notices](#) | [Trademarks](#) | [Downloads](#) | [Library](#) | [Support](#) | [Feedback](#)

© Copyright IBM Corporation 1999, 2009. All Rights Reserved.

This topic's URL:

fm12710_

2.2.1.68. 2071 (0817) (RC2071): MQRC_STORAGE_NOT_AVAILABLE

Explanation

The call failed because there is insufficient main storage available.

Completion Code

MQCC_FAILED


Programmer response

Ensure that active applications are behaving correctly, for example, that they are not looping unexpectedly. If no problems are found, make more main storage available.


- On z/OS®, if no application problems are found, ask your system programmer to increase the size of the

region in which the queue manager runs.

Parent topic: [Reason code list](#)

 This build: January 26, 2011 12:02:18

[Notices](#) | [Trademarks](#) | [Downloads](#) | [Library](#) | [Support](#) | [Feedback](#)

 Copyright IBM Corporation 1999, 2009. All Rights Reserved.

This topic's URL:

fm12720_

2.2.1.69. 2072 (0818) (RC2072): MQRC_SYNCPOINT_NOT_AVAILABLE

Explanation

Either MQGMO_SYNCPOINT was specified on an MQGET call or MQPMO_SYNCPOINT was specified on an MQPUT or MQPUT1 call, but the local queue manager was unable to honor the request. If the queue manager does not support units of work, the *syncPoint* queue-manager attribute will have the value MQSP_NOT_AVAILABLE.

This reason code can also occur on the MQGET, MQPUT, and MQPUT1 calls when an external unit-of-work coordinator is being used. If that coordinator requires an explicit call to start the unit of work, but the application has not issued that call prior to the MQGET, MQPUT, or MQPUT1 call, reason code MQRC_SYNCPOINT_NOT_AVAILABLE is returned.

- On i5/OS®, this reason code means that i5/OS Commitment Control is not started, or is unavailable for use by the queue manager.
- On z/OS®, this reason code does not occur.

Completion Code

MQCC_FAILED

Programmer response


Remove the specification of MQGMO_SYNCPOINT or MQPMO_SYNCPOINT, as appropriate.

- On i5/OS, ensure that Commitment Control has been started. If this reason code occurs after Commitment Control has been started, contact your system programmer.

Parent topic: [Reason code list](#)

 This build: January 26, 2011 12:02:18

[Notices](#) | [Trademarks](#) | [Downloads](#) | [Library](#) | [Support](#) | [Feedback](#)

 Copyright IBM Corporation 1999, 2009. All Rights Reserved.

This topic's URL:

fm12730_

2.2.1.70. 2075 (081B) (RC2075): MQRC_TRIGGER_CONTROL_ERROR

Explanation

On an MQSET call, the value specified for the MQIA_TRIGGER_CONTROL attribute selector is not valid.


Completion Code

MQCC_FAILED


Programmer response

Specify a valid value.

Parent topic: [Reason code list](#)

 This build: January 26, 2011 12:02:18

[Notices](#) | [Trademarks](#) | [Downloads](#) | [Library](#) | [Support](#) | [Feedback](#)

 Copyright IBM Corporation 1999, 2009. All Rights Reserved.

This topic's URL:
fm12740_

2.2.1.71. 2076 (081C) (RC2076): MQRC_TRIGGER_DEPTH_ERROR

Explanation

On an MQSET call, the value specified for the MQIA_TRIGGER_DEPTH attribute selector is not valid.


Completion Code

MQCC_FAILED

Programmer response

Specify a value that is greater than zero.

Parent topic: [Reason code list](#)

 This build: January 26, 2011 12:02:18

[Notices](#) | [Trademarks](#) | [Downloads](#) | [Library](#) | [Support](#) | [Feedback](#)

© Copyright IBM Corporation 1999, 2009. All Rights Reserved.
This topic's URL:
fm12750_

2.2.1.72. 2077 (081D) (RC2077): MQRC_TRIGGER_MSG_PRIORITY_ERR

Explanation

On an MQSET call, the value specified for the MQIA_TRIGGER_MSG_PRIORITY attribute selector is not valid.


Completion Code

MQCC_FAILED

Programmer response

Specify a value in the range zero through the value of *MaxPriority* queue-manager attribute.

Parent topic: [Reason code list](#)

 This build: January 26, 2011 12:02:18

[Notices](#) | [Trademarks](#) | [Downloads](#) | [Library](#) | [Support](#) | [Feedback](#)

© Copyright IBM Corporation 1999, 2009. All Rights Reserved.
This topic's URL:
fm12760_

2.2.1.73. 2078 (081E) (RC2078): MQRC_TRIGGER_TYPE_ERROR

Explanation

On an MQSET call, the value specified for the MQIA_TRIGGER_TYPE attribute selector is not valid.


Completion Code

MQCC_FAILED

Programmer response

Specify a valid value.

Parent topic: [Reason code list](#)

 This build: January 26, 2011 12:02:18

[Notices](#) | [Trademarks](#) | [Downloads](#) | [Library](#) | [Support](#) | [Feedback](#)

© Copyright IBM Corporation 1999, 2009. All Rights Reserved.

This topic's URL:

fm12770_

2.2.1.74. 2079 (081F) (RC2079): MQRC_TRUNCATED_MSG_ACCEPTED

Explanation

On an MQGET call, the message length was too large to fit into the supplied buffer. The MQGMO_ACCEPT_TRUNCATED_MSG option was specified, so the call completes. The message is removed from the queue (subject to unit-of-work considerations), or, if this was a browse operation, the browse cursor is advanced to this message.

The *DataLength* parameter is set to the length of the message before truncation, the *Buffer* parameter contains as much of the message as fits, and the MQMD structure is filled in.


Completion Code

MQCC_WARNING

Programmer response

None, because the application expected this situation.

Parent topic: [Reason code list](#)

 This build: January 26, 2011 12:02:18

[Notices](#) | [Trademarks](#) | [Downloads](#) | [Library](#) | [Support](#) | [Feedback](#)

© Copyright IBM Corporation 1999, 2009. All Rights Reserved.

This topic's URL:

fm12780_

2.2.1.75. 2080 (0820) (RC2080): MQRC_TRUNCATED_MSG_FAILED

Explanation

On an MQGET call, the message length was too large to fit into the supplied buffer. The MQGMO_ACCEPT_TRUNCATED_MSG option was *not* specified, so the message has not been removed from the queue. If this was a browse operation, the browse cursor remains where it was before this call, but if MQGMO_BROWSE_FIRST was specified, the browse cursor is positioned logically before the highest-priority message on the queue.

The *DataLength* field is set to the length of the message before truncation, the *Buffer* parameter contains as much of the message as fits, and the MQMD structure is filled in.

Completion Code

MQCC_WARNING

Programmer response

Supply a buffer that is at least as large as *DataLength*, or specify MQGMO_ACCEPT_TRUNCATED_MSG if not all of the message data is required.

Parent topic: [Reason code list](#)

 This build: January 26, 2011 12:02:18

[Notices](#) | [Trademarks](#) | [Downloads](#) | [Library](#) | [Support](#) | [Feedback](#)

© Copyright IBM Corporation 1999, 2009. All Rights Reserved.

This topic's URL:

fm12790_

2.2.1.76. 2082 (0822) (RC2082): MQRC_UNKNOWN_ALIAS_BASE_Q

Explanation

An MQOPEN or MQPUT1 call was issued specifying an alias queue as the target, but the *BaseQName* in the alias queue attributes is not recognized as a queue name.

This reason code can also occur when *BaseQName* is the name of a cluster queue that cannot be resolved successfully.

MQRC_UNKNOWN_ALIAS_BASE_Q might indicate that the application is specifying the **ObjectQmgrName** of the queue manager that it is connecting to, and the queue manager that is hosting the alias queue. This means that the queue manager looks for the alias target queue on the specified queue manager and fails because the alias target queue is not on the local queue manager. The **ObjectQmgrName** parameter is typically left blank so that the clustering decides which queue manager to route to.


Completion Code

MQCC_FAILED

Programmer response

Correct the queue definitions.

Parent topic: [Reason code list](#)

 This build: January 26, 2011 12:02:18

[Notices](#) | [Trademarks](#) | [Downloads](#) | [Library](#) | [Support](#) | [Feedback](#)

© Copyright IBM Corporation 1999, 2009. All Rights Reserved.

This topic's URL:

fm12800_

2.2.1.77. 2085 (0825) (RC2085): MQRC_UNKNOWN_OBJECT_NAME

Explanation

An MQOPEN or MQPUT1 call was issued, but the object identified by the *ObjectName* and *ObjectQmgrName* fields in the object descriptor MQOD cannot be found. One of the following applies:

- The *ObjectQmgrName* field is one of the following:
 - Blank
 - The name of the local queue manager
 - The name of a local definition of a remote queue (a queue-manager alias) in which the *RemoteQmgrName* attribute is the name of the local queue managerbut no object with the specified *ObjectName* and *ObjectType* exists on the local queue manager.
- The object being opened is a cluster queue that is hosted on a remote queue manager, but the local queue manager does not have a defined route to the remote queue manager.
- The object being opened is a queue definition that has QSGDISP(GROUP). Such definitions cannot be used with the MQOPEN and MQPUT1 calls.

This can also occur in response to a command that specifies the name of an object or other item that does not exist.


Completion Code

MQCC_FAILED

Programmer response

Specify a valid object name. Ensure that the name is padded to the right with blanks if necessary. If this is correct, check the object definitions.

Parent topic: [Reason code list](#)

 This build: January 26, 2011 12:02:18

[Notices](#) | [Trademarks](#) | [Downloads](#) | [Library](#) | [Support](#) | [Feedback](#)

© Copyright IBM Corporation 1999, 2009. All Rights Reserved.

This topic's URL:

fm12810_

2.2.1.78. 2086 (0826) (RC2086): MQRC_UNKNOWN_OBJECT_Q_MGR

Explanation

On an MQOPEN or MQPUT1 call, the *ObjectQMgrName* field in the object descriptor MQOD does not satisfy the naming rules for objects. For more information, see the [WebSphere MQ Application Programming Guide](#).

This reason also occurs if the *ObjectType* field in the object descriptor has the value MQOT_Q_MGR, and the *ObjectQMgrName* field is not blank, but the name specified is not the name of the local queue manager.


Completion Code

MQCC_FAILED

Programmer response

Specify a valid queue manager name. To refer to the local queue manager, a name consisting entirely of blanks or beginning with a null character can be used. Ensure that the name is padded to the right with blanks or terminated with a null character if necessary.

Parent topic: [Reason code list](#)

 This build: January 26, 2011 12:02:18

[Notices](#) | [Trademarks](#) | [Downloads](#) | [Library](#) | [Support](#) | [Feedback](#)

© Copyright IBM Corporation 1999, 2009. All Rights Reserved.

This topic's URL:

fm12820_

2.2.1.79. 2087 (0827) (RC2087): MQRC_UNKNOWN_REMOTE_Q_MGR

Explanation

On an MQOPEN or MQPUT1 call, an error occurred with the queue-name resolution, for one of the following reasons:

- *ObjectQMgrName* is blank or the name of the local queue manager, *ObjectName* is the name of a local definition of a remote queue (or an alias to one), and one of the following is true:
 - *RemoteQMgrName* is blank or the name of the local queue manager. Note that this error occurs even if *XmitQName* is not blank.
 - *XmitQName* is blank, but there is no transmission queue defined with the name of *RemoteQMgrName*, and the *DefXmitQName* queue-manager attribute is blank.
 - *RemoteQMgrName* and *RemoteQName* specify a cluster queue that cannot be resolved successfully, and the *DefXmitQName* queue-manager attribute is blank.
 - On z/OS only, the *RemoteQMgrName* is the name of a queue manager in the Queue Sharing group but intra-group queuing is disabled.
- *ObjectQMgrName* is the name of a local definition of a remote queue (containing a queue-manager alias definition), and one of the following is true:
 - *RemoteQName* is not blank.
 - *XmitQName* is blank, but there is no transmission queue defined with the name of *RemoteQMgrName*, and the *DefXmitQName* queue-manager attribute is blank.
- *ObjectQMgrName* is not:
 - Blank
 - The name of the local queue manager
 - The name of a transmission queue
 - The name of a queue-manager alias definition (that is, a local definition of a remote queue with a blank *RemoteQName*)

but the *DefXmitQName* queue-manager attribute is blank and the queue manager is not part of a queue-

sharing group with intra-group queuing enabled.

- *ObjectQMgrName* is the name of a model queue.
- The queue name is resolved through a cell directory. However, there is no queue defined with the same name as the remote queue manager name obtained from the cell directory, and the *DefXmitQName* queue-manager attribute is blank.


Completion Code

MQCC_FAILED

Programmer response

Check the values specified for *ObjectQMgrName* and *ObjectName*. If these are correct, check the queue definitions.

Parent topic: [Reason code list](#)

 This build: January 26, 2011 12:02:18

[Notices](#) | [Trademarks](#) | [Downloads](#) | [Library](#) | [Support](#) | [Feedback](#)

© Copyright IBM Corporation 1999, 2009. All Rights Reserved.

This topic's URL:

fm12830_

2.2.1.80. 2090 (082A) (RC2090): MQRC_WAIT_INTERVAL_ERROR

Explanation

On the MQGET call, the value specified for the *WaitInterval* field in the *GetMsgOpts* parameter is not valid.


Completion Code

MQCC_FAILED

Programmer response

Specify a value greater than or equal to zero, or the special value MQWI_UNLIMITED if an indefinite wait is required.

Parent topic: [Reason code list](#)

 This build: January 26, 2011 12:02:18

[Notices](#) | [Trademarks](#) | [Downloads](#) | [Library](#) | [Support](#) | [Feedback](#)

© Copyright IBM Corporation 1999, 2009. All Rights Reserved.

This topic's URL:

fm12840_

2.2.1.81. 2091 (082B) (RC2091): MQRC_XMIT_Q_TYPE_ERROR

Explanation

On an MQOPEN or MQPUT1 call, a message is to be sent to a remote queue manager. The *ObjectName* or *ObjectQMgrName* field in the object descriptor specifies the name of a local definition of a remote queue but one of the following applies to the *XmitQName* attribute of the definition:

- *XmitQName* is not blank, but specifies a queue that is not a local queue
- *XmitQName* is blank, but *RemoteQMgrName* specifies a queue that is not a local queue

This reason also occurs if the queue name is resolved through a cell directory, and the remote queue manager name obtained from the cell directory is the name of a queue, but this is not a local queue.


Completion Code

MQCC_FAILED

Programmer response

Check the values specified for *ObjectName* and *ObjectQMgrName*. If these are correct, check the queue definitions. For more information on transmission queues, see the [WebSphere MQ Application Programming Guide](#).

Parent topic: [Reason code list](#)

 This build: January 26, 2011 12:02:19

[Notices](#) | [Trademarks](#) | [Downloads](#) | [Library](#) | [Support](#) | [Feedback](#)

© Copyright IBM Corporation 1999, 2009. All Rights Reserved.

This topic's URL:

fm12850_

2.2.1.82. 2092 (082C) (RC2092): MQRC_XMIT_Q_USAGE_ERROR

Explanation

On an MQOPEN or MQPUT1 call, a message is to be sent to a remote queue manager, but one of the following occurred:

- *ObjectQMgrName* specifies the name of a local queue, but it does not have a *Usage* attribute of MQUS_TRANSMISSION.
- The *ObjectName* or *ObjectQMgrName* field in the object descriptor specifies the name of a local definition of a remote queue but one of the following applies to the *XmitQName* attribute of the definition:
 - *XmitQName* is not blank, but specifies a queue that does not have a *Usage* attribute of MQUS_TRANSMISSION
 - *XmitQName* is blank, but *RemoteQMgrName* specifies a queue that does not have a *Usage* attribute of MQUS_TRANSMISSION
 - *XmitQName* specifies the queue SYSTEM.QSG.TRANSMIT.QUEUE the IGQ queue manager attribute indicates that IGQ is DISABLED.
- The queue name is resolved through a cell directory, and the remote queue manager name obtained from the cell directory is the name of a local queue, but it does not have a *Usage* attribute of MQUS_TRANSMISSION.

Completion Code

MQCC_FAILED

Programmer response

Check the values specified for *ObjectName* and *ObjectQMgrName*. If these are correct, check the queue definitions. For more information on transmission queues, see the [WebSphere MQ Application Programming Guide](#).

Parent topic: [Reason code list](#)

 This build: January 26, 2011 12:02:19

[Notices](#) | [Trademarks](#) | [Downloads](#) | [Library](#) | [Support](#) | [Feedback](#)

© Copyright IBM Corporation 1999, 2009. All Rights Reserved.

This topic's URL:

fm12860_

2.2.1.83. 2093 (082D) (RC2093): MQRC_NOT_OPEN_FOR_PASS_ALL

Explanation

An MQPUT call was issued with the MQPMO_PASS_ALL_CONTEXT option specified in the *PutMsgOpts* parameter, but the queue had not been opened with the MQOO_PASS_ALL_CONTEXT option.


Completion Code

MQCC_FAILED

Programmer response

Specify MQOO_PASS_ALL_CONTEXT (or another option that implies it) when the queue is opened.

Parent topic: [Reason code list](#)

 This build: January 26, 2011 12:02:19

[Notices](#) | [Trademarks](#) | [Downloads](#) | [Library](#) | [Support](#) | [Feedback](#)

© Copyright IBM Corporation 1999, 2009. All Rights Reserved.

This topic's URL:
fm12870_

2.2.1.84. 2094 (082E) (RC2094): MQRC_NOT_OPEN_FOR_PASS_IDENT

Explanation

An MQPUT call was issued with the MQPMO_PASS_IDENTITY_CONTEXT option specified in the *PutMsgOpts* parameter, but the queue had not been opened with the MQOO_PASS_IDENTITY_CONTEXT option.


Completion Code

MQCC_FAILED

Programmer response

Specify MQOO_PASS_IDENTITY_CONTEXT (or another option that implies it) when the queue is opened.

Parent topic: [Reason code list](#)

 This build: January 26, 2011 12:02:19

[Notices](#) | [Trademarks](#) | [Downloads](#) | [Library](#) | [Support](#) | [Feedback](#)

© Copyright IBM Corporation 1999, 2009. All Rights Reserved.

This topic's URL:
fm12880_

2.2.1.85. 2095 (082F) (RC2095): MQRC_NOT_OPEN_FOR_SET_ALL

Explanation

An MQPUT call was issued with the MQPMO_SET_ALL_CONTEXT option specified in the *PutMsgOpts* parameter, but the queue had not been opened with the MQOO_SET_ALL_CONTEXT option.


Completion Code

MQCC_FAILED

Programmer response

Specify MQOO_SET_ALL_CONTEXT when the queue is opened.

Parent topic: [Reason code list](#)

 This build: January 26, 2011 12:02:19

[Notices](#) | [Trademarks](#) | [Downloads](#) | [Library](#) | [Support](#) | [Feedback](#)

© Copyright IBM Corporation 1999, 2009. All Rights Reserved.

This topic's URL:
fm12890_

2.2.1.86. 2096 (0830) (RC2096): MQRC_NOT_OPEN_FOR_SET_IDENT

Explanation

An MQPUT call was issued with the MQPMO_SET_IDENTITY_CONTEXT option specified in the *PutMsgOpts* parameter, but the queue had not been opened with the MQOO_SET_IDENTITY_CONTEXT option.


Completion Code

MQCC_FAILED


Programmer response

Specify MQOO_SET_IDENTITY_CONTEXT (or another option that implies it) when the queue is opened.

Parent topic: [Reason code list](#)

 This build: January 26, 2011 12:02:19

[Notices](#) | [Trademarks](#) | [Downloads](#) | [Library](#) | [Support](#) | [Feedback](#)

 Copyright IBM Corporation 1999, 2009. All Rights Reserved.

This topic's URL:

fm12900_

2.2.1.87. 2097 (0831) (RC2097): MQRC_CONTEXT_HANDLE_ERROR

Explanation

On an MQPUT or MQPUT1 call, MQPMO_PASS_IDENTITY_CONTEXT or MQPMO_PASS_ALL_CONTEXT was specified, but the handle specified in the *Context* field of the *PutMsgOpts* parameter is either not a valid queue handle, or it is a valid queue handle but the queue was not opened with MQOO_SAVE_ALL_CONTEXT.


Completion Code

MQCC_FAILED


Programmer response

Specify MQOO_SAVE_ALL_CONTEXT when the queue referred to is opened.

Parent topic: [Reason code list](#)

 This build: January 26, 2011 12:02:19

[Notices](#) | [Trademarks](#) | [Downloads](#) | [Library](#) | [Support](#) | [Feedback](#)

 Copyright IBM Corporation 1999, 2009. All Rights Reserved.

This topic's URL:

fm12910_

2.2.1.88. 2098 (0832) (RC2098): MQRC_CONTEXT_NOT_AVAILABLE

Explanation

On an MQPUT or MQPUT1 call, MQPMO_PASS_IDENTITY_CONTEXT or MQPMO_PASS_ALL_CONTEXT was specified, but the queue handle specified in the *Context* field of the *PutMsgOpts* parameter has no context associated with it. This arises if no message has yet been successfully retrieved with the queue handle referred to, or if the last successful MQGET call was a browse.

This condition does not arise if the message that was last retrieved had no context associated with it.

- On z/OS®, if a message is received by a message channel agent that is putting messages with the authority of the user identifier in the message, this code is returned in the *Feedback* field of an exception report if the message has no context associated with it.

Completion Code

MQCC_FAILED


Programmer response

Ensure that a successful nonbrowse get call has been issued with the queue handle referred to.

Parent topic: [Reason code list](#)

 This build: January 26, 2011 12:02:19

[Notices](#) | [Trademarks](#) | [Downloads](#) | [Library](#) | [Support](#) | [Feedback](#)

 Copyright IBM Corporation 1999, 2009. All Rights Reserved.

This topic's URL:
fm12920_

2.2.1.89. 2099 (0833) (RC2099): MQRC_SIGNAL1_ERROR

Explanation

An MQGET call was issued, specifying MQGMO_SET_SIGNAL in the *GetMsgOpts* parameter, but the *Signal1* field is not valid.

- On z/OS®, the address contained in the *Signal1* field is not valid, or points to read-only storage. (It is not always possible to detect parameter pointers that are not valid; if not detected, unpredictable results occur.)
- On Windows 95, Windows 98, the window handle in the *Signal1* field is not valid.

This reason code occurs only in the following environments: z/OS, Windows 95, Windows 98.


Completion Code

MQCC_FAILED


Programmer response

Correct the setting of the *Signal1* field.

Parent topic: [Reason code list](#)

 This build: January 26, 2011 12:02:19

[Notices](#) | [Trademarks](#) | [Downloads](#) | [Library](#) | [Support](#) | [Feedback](#)

 Copyright IBM Corporation 1999, 2009. All Rights Reserved.

This topic's URL:
fm12930_

2.2.1.90. 2100 (0834) (RC2100): MQRC_OBJECT_ALREADY_EXISTS

Explanation

An MQOPEN call was issued to create a dynamic queue, but a queue with the same name as the dynamic queue already exists.

- On z/OS®, a rare "race condition" can also give rise to this reason code; see the description of reason code MQRC_NAME_IN_USE for more details.

Completion Code

MQCC_FAILED

Programmer response


If supplying a dynamic queue name in full, ensure that it obeys the naming conventions for dynamic queues; if it does, either supply a different name, or delete the existing queue if it is no longer required. Alternatively, allow the queue manager to generate the name.

If the queue manager is generating the name (either in part or in full), reissue the MQOPEN call.

Parent topic: [Reason code list](#)

 This build: January 26, 2011 12:02:20

[Notices](#) | [Trademarks](#) | [Downloads](#) | [Library](#) | [Support](#) | [Feedback](#)

 Copyright IBM Corporation 1999, 2009. All Rights Reserved.

This topic's URL:
fm12940_

2.2.1.91. 2101 (0835) (RC2101): MQRC_OBJECT_DAMAGED

Explanation

The object accessed by the call is damaged and cannot be used. For example, this may be because the definition of the object in main storage is not consistent, or because it differs from the definition of the object on disk, or because the definition on disk cannot be read. The object can be deleted, although it may not be possible to delete the associated user space.

- On z/OS®, this reason occurs when the DB2® list header or structure number associated with a shared queue is zero. This situation arises as a result of using the MQSC command DELETE CFSTRUCT to delete the DB2 structure definition. The command resets the list header and structure number to zero for each of the shared queues that references the deleted CF structure.

Completion Code


MQCC_FAILED

Programmer response

It may be necessary to stop and restart the queue manager, or to restore the queue-manager data from back-up storage.

- On HP OpenVMS, i5/OS®, Compaq NonStop Kernel, and UNIX systems, consult the FFST™ record to obtain more detail about the problem.
- On z/OS, delete the shared queue and redefine it using the MQSC command DEFINE QLOCAL. This will automatically define a CF structure and allocate list headers for it.

Parent topic: [Reason code list](#)

 This build: January 26, 2011 12:02:20

[Notices](#) | [Trademarks](#) | [Downloads](#) | [Library](#) | [Support](#) | [Feedback](#)

© Copyright IBM Corporation 1999, 2009. All Rights Reserved.

This topic's URL:

fm12950_

2.2.1.92. 2102 (0836) (RC2102): MQRC_RESOURCE_PROBLEM

Explanation

There are insufficient system resources to complete the call successfully. On z/OS this can indicate DB2 errors occurred when using shared queues.

Completion Code

MQCC_FAILED

Programmer response

Run the application when the machine is less heavily loaded.

- On z/OS®, check the operator console for messages that may provide additional information.
- On HP OpenVMS, i5/OS®, Compaq NonStop Kernel, and UNIX systems, consult the FFST™ record to obtain more detail about the problem.

Parent topic: [Reason code list](#)

 This build: January 26, 2011 12:02:20

[Notices](#) | [Trademarks](#) | [Downloads](#) | [Library](#) | [Support](#) | [Feedback](#)

© Copyright IBM Corporation 1999, 2009. All Rights Reserved.

This topic's URL:

fm12960_

2.2.1.93. 2103 (0837) (RC2103): MQRC_ANOTHER_Q_MGR_CONNECTED

Explanation

An MQCONN or MQCONNX call was issued, but the thread or process is already connected to a different queue manager. The thread or process can connect to only one queue manager at a time.

- On z/OS®, this reason code does not occur.
- On Windows, MTS objects do not receive this reason code, as connections to other queue managers are allowed.

Completion Code


MQCC_FAILED

Programmer response

Use the MQDISC call to disconnect from the queue manager that is already connected, and then issue the MQCONN or MQCONNX call to connect to the new queue manager.

Disconnecting from the existing queue manager will close any queues that are currently open; it is recommended that any uncommitted units of work should be committed or backed out before the MQDISC call is issued.

Parent topic: [Reason code list](#)

 This build: January 26, 2011 12:02:20

[Notices](#) | [Trademarks](#) | [Downloads](#) | [Library](#) | [Support](#) | [Feedback](#)

© Copyright IBM Corporation 1999, 2009. All Rights Reserved.

This topic's URL:
fm12970_

2.2.1.94. 2104 (0838) (RC2104): MQRC_UNKNOWN_REPORT_OPTION

Explanation

An MQPUT or MQPUT1 call was issued, but the *Report* field in the message descriptor MQMD contains one or more options that are not recognized by the local queue manager. The options are accepted.

The options that cause this reason code to be returned depend on the destination of the message; see the description of REPORT in the [WebSphere MQ Application Programming Reference](#) for more details.

Completion Code

MQCC_WARNING

Programmer response

If this reason code is expected, no corrective action is required. If this reason code is not expected, do the following:

- Ensure that the *Report* field in the message descriptor is initialized with a value when the message descriptor is declared, or is assigned a value prior to the MQPUT or MQPUT1 call.
- Ensure that the report options specified are valid; see the *Report* field described in the description of MQMD in the [WebSphere MQ Application Programming Reference](#) for valid report options.
- If multiple report options are being set by adding the individual report options together, ensure that the same report option is not added twice.
- Check that conflicting report options are not specified. For example, do not add both MQRO_EXCEPTION and MQRO_EXCEPTION_WITH_DATA to the *Report* field; only one of these can be specified.

Parent topic: [Reason code list](#)

 This build: January 26, 2011 12:02:20

[Notices](#) | [Trademarks](#) | [Downloads](#) | [Library](#) | [Support](#) | [Feedback](#)

© Copyright IBM Corporation 1999, 2009. All Rights Reserved.

This topic's URL:
fm12980_

2.2.1.95. 2105 (0839) (RC2105): MQRC_STORAGE_CLASS_ERROR

Explanation

The MQPUT or MQPUT1 call was issued, but the storage-class object defined for the queue does not exist.

This reason code occurs only on z/OS®.


Completion Code

MQCC_FAILED

Programmer response

Create the storage-class object required by the queue, or modify the queue definition to use an existing storage class. The name of the storage-class object used by the queue is given by the *StorageClass* queue attribute.

Parent topic: [Reason code list](#)

 This build: January 26, 2011 12:02:20

[Notices](#) | [Trademarks](#) | [Downloads](#) | [Library](#) | [Support](#) | [Feedback](#)

© Copyright IBM Corporation 1999, 2009. All Rights Reserved.

This topic's URL:

fm12990_

2.2.1.96. 2106 (083A) (RC2106): MQRC_COD_NOT_VALID_FOR_XCF_Q

Explanation

An MQPUT or MQPUT1 call was issued, but the *Report* field in the message descriptor MQMD specifies one of the MQRO_COD_* options and the target queue is an XCF queue. MQRO_COD_* options cannot be specified for XCF queues.

This reason code occurs only on z/OS®.

Completion Code

MQCC_FAILED

Programmer response

Remove the relevant MQRO_COD_* option.

Parent topic: [Reason code list](#)

 This build: January 26, 2011 12:02:20

[Notices](#) | [Trademarks](#) | [Downloads](#) | [Library](#) | [Support](#) | [Feedback](#)

© Copyright IBM Corporation 1999, 2009. All Rights Reserved.

This topic's URL:

fm13000_

2.2.1.97. 2107 (083B) (RC2107): MQRC_XWAIT_CANCELED

Explanation

An MQXWAIT call was issued, but the call has been canceled because a STOP CHINIT command has been issued (or the queue manager has been stopped, which causes the same effect). Refer to the [WebSphere MQ Intercommunication](#) book for details of the MQXWAIT call.

This reason code occurs only on z/OS®.


Completion Code

MQCC_FAILED


Programmer response

Tidy up and terminate.

Parent topic: [Reason code list](#)

 This build: January 26, 2011 12:02:20

[Notices](#) | [Trademarks](#) | [Downloads](#) | [Library](#) | [Support](#) | [Feedback](#)

 Copyright IBM Corporation 1999, 2009. All Rights Reserved.

This topic's URL:
fm13010_

2.2.1.98. 2108 (083C) (RC2108): MQRC_XWAIT_ERROR

Explanation

An MQXWAIT call was issued, but the invocation was not valid for one of the following reasons:

- The wait descriptor MQXWD contains data that is not valid.
- The linkage stack level is not valid.
- The addressing mode is not valid.
- There are too many wait events outstanding.

This reason code occurs only on z/OS®.


Completion Code

MQCC_FAILED


Programmer response

Obey the rules for using the MQXWAIT call. Refer to the [WebSphere MQ Intercommunication](#) book for details of this call.

Parent topic: [Reason code list](#)

 This build: January 26, 2011 12:02:20

[Notices](#) | [Trademarks](#) | [Downloads](#) | [Library](#) | [Support](#) | [Feedback](#)

 Copyright IBM Corporation 1999, 2009. All Rights Reserved.

This topic's URL:
fm13020_

2.2.1.99. 2109 (083D) (RC2109): MQRC_SUPPRESSED_BY_EXIT

Explanation

On any call other than MQCONN or MQDISC, the API crossing exit suppressed the call.

This reason code occurs only on z/OS®.


Completion Code

MQCC_FAILED


Programmer response

Obey the rules for MQI calls that the exit enforces. To find out the rules, see the writer of the exit.

Parent topic: [Reason code list](#)

 This build: January 26, 2011 12:02:21

[Notices](#) | [Trademarks](#) | [Downloads](#) | [Library](#) | [Support](#) | [Feedback](#)

 Copyright IBM Corporation 1999, 2009. All Rights Reserved.

This topic's URL:
fm13030_

2.2.1.100. 2110 (083E) (RC2110): MQRC_FORMAT_ERROR

Explanation

An MQGET call was issued with the MQGMO_CONVERT option specified in the *GetMsgOpts* parameter, but the message cannot be converted successfully due to an error associated with the message format. Possible errors include:

- The format name in the message is MQFMT_NONE.
- A user-written exit with the name specified by the *Format* field in the message cannot be found.
- The message contains data that is not consistent with the format definition.

The message is returned unconverted to the application issuing the MQGET call, the values of the *CodedCharSetId* and *Encoding* fields in the *MsgDesc* parameter are set to those of the message returned, and the call completes with MQCC_WARNING.

If the message consists of several parts, each of which is described by its own *CodedCharSetId* and *Encoding* fields (for example, a message with format name MQFMT_DEAD_LETTER_HEADER), some parts may be converted and other parts not converted. However, the values returned in the various *CodedCharSetId* and *Encoding* fields always correctly describe the relevant message data.


Completion Code

MQCC_WARNING

Programmer response

Check the format name that was specified when the message was put. If this is not one of the built-in formats, check that a suitable exit with the same name as the format is available for the queue manager to load. Verify that the data in the message corresponds to the format expected by the exit.

Parent topic: [Reason code list](#)

 This build: January 26, 2011 12:02:21

[Notices](#) | [Trademarks](#) | [Downloads](#) | [Library](#) | [Support](#) | [Feedback](#)

© Copyright IBM Corporation 1999, 2009. All Rights Reserved.

This topic's URL:

fm13040_

2.2.1.101. 2111 (083F) (RC2111): MQRC_SOURCE_CCSID_ERROR

Explanation

The coded character-set identifier from which character data is to be converted is not valid or not supported.

This can occur on the MQGET call when the MQGMO_CONVERT option is included in the *GetMsgOpts* parameter; the coded character-set identifier in error is the *CodedCharSetId* field in the message being retrieved. In this case, the message data is returned unconverted, the values of the *CodedCharSetId* and *Encoding* fields in the *MsgDesc* parameter are set to those of the message returned, and the call completes with MQCC_WARNING.

This reason can also occur on the MQGET call when the message contains one or more MQ header structures (MQCIH, MQDLH, MQIIH, MQRMH), and the *CodedCharSetId* field in the message specifies a character set that does not have SBCS characters for the characters that are valid in queue names. MQ header structures containing such characters are not valid, and so the message is returned unconverted. The Unicode character set UCS-2 is an example of such a character set.

If the message consists of several parts, each of which is described by its own *CodedCharSetId* and *Encoding* fields (for example, a message with format name MQFMT_DEAD_LETTER_HEADER), some parts may be converted and other parts not converted. However, the values returned in the various *CodedCharSetId* and *Encoding* fields always correctly describe the relevant message data.

This reason can also occur on the MQXCNVC call; the coded character-set identifier in error is the *SourceCCSID* parameter. Either the *SourceCCSID* parameter specifies a value that is not valid or not supported, or the *SourceCCSID* parameter pointer is not valid. (It is not always possible to detect parameter pointers that are not valid; if not detected, unpredictable results occur.)


Completion Code

MQCC_WARNING or MQCC_FAILED

Programmer response

Check the character-set identifier that was specified when the message was put, or that was specified for the *SourceCCSID* parameter on the MQXCNVC call. If this is correct, check that it is one for which queue-manager conversion is supported. If queue-manager conversion is not supported for the specified character set, conversion must be carried out by the application.

Parent topic: [Reason code list](#)

 This build: January 26, 2011 12:02:21

[Notices](#) | [Trademarks](#) | [Downloads](#) | [Library](#) | [Support](#) | [Feedback](#)

© Copyright IBM Corporation 1999, 2009. All Rights Reserved.

This topic's URL:
fm13050_

2.2.1.102. 2112 (0840) (RC2112): MQRC_SOURCE_INTEGER_ENC_ERROR

Explanation

On an MQGET call, with the MQGMO_CONVERT option included in the *GetMsgOpts* parameter, the *Encoding* value in the message being retrieved specifies an integer encoding that is not recognized. The message data is returned unconverted, the values of the *CodedCharSetId* and *Encoding* fields in the *MsgDesc* parameter are set to those of the message returned, and the call completes with MQCC_WARNING.

If the message consists of several parts, each of which is described by its own *CodedCharSetId* and *Encoding* fields (for example, a message with format name MQFMT_DEAD_LETTER_HEADER), some parts may be converted and other parts not converted. However, the values returned in the various *CodedCharSetId* and *Encoding* fields always correctly describe the relevant message data.

This reason code can also occur on the MQXCNVC call, when the *Options* parameter contains an unsupported MQDCC_SOURCE_* value, or when MQDCC_SOURCE_ENC_UNDEFINED is specified for a UCS-2 code page.

Completion Code

MQCC_WARNING or MQCC_FAILED

Programmer response

Check the integer encoding that was specified when the message was put. If this is correct, check that it is one for which queue-manager conversion is supported. If queue-manager conversion is not supported for the required integer encoding, conversion must be carried out by the application.

Parent topic: [Reason code list](#)

 This build: January 26, 2011 12:02:21

[Notices](#) | [Trademarks](#) | [Downloads](#) | [Library](#) | [Support](#) | [Feedback](#)

© Copyright IBM Corporation 1999, 2009. All Rights Reserved.

This topic's URL:
fm13060_

2.2.1.103. 2113 (0841) (RC2113): MQRC_SOURCE_DECIMAL_ENC_ERROR

Explanation

On an MQGET call with the MQGMO_CONVERT option included in the *GetMsgOpts* parameter, the *Encoding* value in the message being retrieved specifies a decimal encoding that is not recognized. The message data is returned unconverted, the values of the *CodedCharSetId* and *Encoding* fields in the *MsgDesc* parameter are set to those of the message returned, and the call completes with MQCC_WARNING.

If the message consists of several parts, each of which is described by its own *CodedCharSetId* and *Encoding* fields (for example, a message with format name MQFMT_DEAD_LETTER_HEADER), some parts may be converted and other parts not converted. However, the values returned in the various *CodedCharSetId* and *Encoding* fields always correctly describe the relevant message data.


Completion Code

MQCC_WARNING

Programmer response

Check the decimal encoding that was specified when the message was put. If this is correct, check that it is one for which queue-manager conversion is supported. If queue-manager conversion is not supported for the required decimal encoding, conversion must be carried out by the application.

Parent topic: [Reason code list](#)

 This build: January 26, 2011 12:02:21

[Notices](#) | [Trademarks](#) | [Downloads](#) | [Library](#) | [Support](#) | [Feedback](#)

© Copyright IBM Corporation 1999, 2009. All Rights Reserved.

This topic's URL:

fm13070_

2.2.1.104. 2114 (0842) (RC2114): MQRC_SOURCE_FLOAT_ENC_ERROR

Explanation

On an MQGET call, with the MQGMO_CONVERT option included in the *GetMsgOpts* parameter, the *Encoding* value in the message being retrieved specifies a floating-point encoding that is not recognized. The message data is returned unconverted, the values of the *CodedCharSetId* and *Encoding* fields in the *MsgDesc* parameter are set to those of the message returned, and the call completes with MQCC_WARNING.

If the message consists of several parts, each of which is described by its own *CodedCharSetId* and *Encoding* fields (for example, a message with format name MQFMT_DEAD_LETTER_HEADER), some parts may be converted and other parts not converted. However, the values returned in the various *CodedCharSetId* and *Encoding* fields always correctly describe the relevant message data.


Completion Code

MQCC_WARNING

Programmer response

Check the floating-point encoding that was specified when the message was put. If this is correct, check that it is one for which queue-manager conversion is supported. If queue-manager conversion is not supported for the required floating-point encoding, conversion must be carried out by the application.

Parent topic: [Reason code list](#)

 This build: January 26, 2011 12:02:21

[Notices](#) | [Trademarks](#) | [Downloads](#) | [Library](#) | [Support](#) | [Feedback](#)

© Copyright IBM Corporation 1999, 2009. All Rights Reserved.

This topic's URL:

fm13080_

2.2.1.105. 2115 (0843) (RC2115): MQRC_TARGET_CCSID_ERROR

Explanation

The coded character-set identifier to which character data is to be converted is not valid or not supported.

This can occur on the MQGET call when the MQGMO_CONVERT option is included in the *GetMsgOpts* parameter; the coded character-set identifier in error is the *CodedCharSetId* field in the *MsgDesc* parameter. In this case, the message data is returned unconverted, the values of the *CodedCharSetId* and *Encoding* fields in the *MsgDesc* parameter are set to those of the message returned, and the call completes with MQCC_WARNING.

This reason can also occur on the MQGET call when the message contains one or more MQ header structures (MQCIH, MQDLH, MQIIH, MQRMH), and the *CodedCharSetId* field in the *MsgDesc* parameter specifies a character set that does not have SBCS characters for the characters that are valid in queue names. The Unicode character set UCS-2 is an example of such a character set.

This reason can also occur on the MQXCNVC call; the coded character-set identifier in error is the *TargetCCSID* parameter. Either the *TargetCCSID* parameter specifies a value that is not valid or not supported, or the *TargetCCSID* parameter pointer is not valid. (It is not always possible to detect parameter pointers that are not valid; if not detected, unpredictable results occur.)


Completion Code

MQCC_WARNING or MQCC_FAILED

Programmer response

Check the character-set identifier that was specified for the *CodedCharSetId* field in the *MsgDesc* parameter on the MQGET call, or that was specified for the *SourceCCSID* parameter on the MQXCNVC call. If this is correct, check that it is one for which queue-manager conversion is supported. If queue-manager conversion is not supported for the specified character set, conversion must be carried out by the application.

Parent topic: [Reason code list](#)

 This build: January 26, 2011 12:02:21

[Notices](#) | [Trademarks](#) | [Downloads](#) | [Library](#) | [Support](#) | [Feedback](#)

© Copyright IBM Corporation 1999, 2009. All Rights Reserved.

This topic's URL:

fm13090_

2.2.1.106. 2116 (0844) (RC2116): MQRC_TARGET_INTEGER_ENC_ERROR

Explanation

On an MQGET call with the MQGMO_CONVERT option included in the *GetMsgOpts* parameter, the *Encoding* value in the *MsgDesc* parameter specifies an integer encoding that is not recognized. The message data is returned unconverted, the values of the *CodedCharSetId* and *Encoding* fields in the *MsgDesc* parameter are set to those of the message being retrieved, and the call completes with MQCC_WARNING.

This reason code can also occur on the MQXCNVC call, when the *Options* parameter contains an unsupported MQDCC_TARGET_* value, or when MQDCC_TARGET_ENC_UNDEFINED is specified for a UCS-2 code page.


Completion Code

MQCC_WARNING or MQCC_FAILED

Programmer response

Check the integer encoding that was specified. If this is correct, check that it is one for which queue-manager conversion is supported. If queue-manager conversion is not supported for the required integer encoding, conversion must be carried out by the application.

Parent topic: [Reason code list](#)

 This build: January 26, 2011 12:02:21

[Notices](#) | [Trademarks](#) | [Downloads](#) | [Library](#) | [Support](#) | [Feedback](#)

© Copyright IBM Corporation 1999, 2009. All Rights Reserved.

This topic's URL:

fm13100_

2.2.1.107. 2117 (0845) (RC2117): MQRC_TARGET_DECIMAL_ENC_ERROR

Explanation

On an MQGET call with the MQGMO_CONVERT option included in the *GetMsgOpts* parameter, the *Encoding* value in the *MsgDesc* parameter specifies a decimal encoding that is not recognized. The message data is returned unconverted, the values of the *CodedCharSetId* and *Encoding* fields in the *MsgDesc* parameter are set to those of the message returned, and the call completes with MQCC_WARNING.


Completion Code

MQCC_WARNING

Programmer response

Check the decimal encoding that was specified. If this is correct, check that it is one for which queue-manager conversion is supported. If queue-manager conversion is not supported for the required decimal encoding, conversion must be carried out by the application.

Parent topic: [Reason code list](#)

 This build: January 26, 2011 12:02:21

[Notices](#) | [Trademarks](#) | [Downloads](#) | [Library](#) | [Support](#) | [Feedback](#)

© Copyright IBM Corporation 1999, 2009. All Rights Reserved.

This topic's URL:

fm13110_

2.2.1.108. 2118 (0846) (RC2118): MQRC_TARGET_FLOAT_ENC_ERROR

Explanation

On an MQGET call with the MQGMO_CONVERT option included in the *GetMsgOpts* parameter, the *Encoding* value in the *MsgDesc* parameter specifies a floating-point encoding that is not recognized. The message data is returned unconverted, the values of the *CodedCharSetId* and *Encoding* fields in the *MsgDesc* parameter are set to those of the message returned, and the call completes with MQCC_WARNING.


Completion Code

MQCC_WARNING

Programmer response

Check the floating-point encoding that was specified. If this is correct, check that it is one for which queue-manager conversion is supported. If queue-manager conversion is not supported for the required floating-point encoding, conversion must be carried out by the application.

Parent topic: [Reason code list](#)

 This build: January 26, 2011 12:02:21

[Notices](#) | [Trademarks](#) | [Downloads](#) | [Library](#) | [Support](#) | [Feedback](#)

© Copyright IBM Corporation 1999, 2009. All Rights Reserved.

This topic's URL:

fm13120_

2.2.1.109. 2119 (0847) (RC2119): MQRC_NOT_CONVERTED

Explanation

An MQGET call was issued with the MQGMO_CONVERT option specified in the *GetMsgOpts* parameter, but an error occurred during conversion of the data in the message. The message data is returned unconverted, the values of the *CodedCharSetId* and *Encoding* fields in the *MsgDesc* parameter are set to those of the message returned, and the call completes with MQCC_WARNING.

If the message consists of several parts, each of which is described by its own *CodedCharSetId* and *Encoding* fields (for example, a message with format name MQFMT_DEAD_LETTER_HEADER), some parts may be converted and other parts not converted. However, the values returned in the various *CodedCharSetId* and *Encoding* fields always correctly describe the relevant message data.

This error may also indicate that a parameter to the data-conversion service is not supported.


Completion Code

MQCC_WARNING

Programmer response

Check that the message data is correctly described by the *Format*, *CodedCharSetId* and *Encoding* parameters that were specified when the message was put. Also check that these values, and the *CodedCharSetId* and *Encoding* specified in the *MsgDesc* parameter on the MQGET call, are supported for queue-manager conversion. If the required conversion is not supported, conversion must be carried out by the application.

Parent topic: [Reason code list](#)

 This build: January 26, 2011 12:02:21

[Notices](#) | [Trademarks](#) | [Downloads](#) | [Library](#) | [Support](#) | [Feedback](#)

© Copyright IBM Corporation 1999, 2009. All Rights Reserved.

This topic's URL:

fm13130_

2.2.1.110. 2120 (0848) (RC2120): MQRC_CONVERTED_MSG_TOO_BIG

Explanation

On an MQGET call with the MQGMO_CONVERT option included in the *GetMsgOpts* parameter, the message data expanded during data conversion and exceeded the size of the buffer provided by the application. However, the message had already been removed from the queue because prior to conversion the message data could be accommodated in the application buffer without truncation.

The message is returned unconverted, with the *CompCode* parameter of the MQGET call set to MQCC_WARNING. If the message consists of several parts, each of which is described by its own character-set and encoding fields (for example, a message with format name MQFMT_DEAD_LETTER_HEADER), some parts may be converted and other parts not converted. However, the values returned in the various character-set and encoding fields always correctly describe the relevant message data.

This reason can also occur on the MQXCNVC call, when the *TargetBuffer* parameter is too small to accommodate the converted string, and the string has been truncated to fit in the buffer. The length of valid data returned is given by the *DataLength* parameter; in the case of a DBCS string or mixed SBCS/DBCS string, this length may be *less than* the length of *TargetBuffer*.

Completion Code


MQCC_WARNING

Programmer response

For the MQGET call, check that the exit is converting the message data correctly and setting the output length *DataLength* to the appropriate value. If it is, the application issuing the MQGET call must provide a larger buffer for the *Buffer* parameter.

For the MQXCNVC call, if the string must be converted without truncation, provide a larger output buffer.

Parent topic: [Reason code list](#)

 This build: January 26, 2011 12:02:21

[Notices](#) | [Trademarks](#) | [Downloads](#) | [Library](#) | [Support](#) | [Feedback](#)

© Copyright IBM Corporation 1999, 2009. All Rights Reserved.

This topic's URL:

fm13140_

2.2.1.111. 2121 (0849) (RC2121): MQRC_NO_EXTERNAL_PARTICIPANTS

Explanation

An MQBEGIN call was issued to start a unit of work coordinated by the queue manager, but no participating resource managers have been registered with the queue manager. As a result, only changes to MQ resources can be coordinated by the queue manager in the unit of work.

This reason code occurs in the following environments: AIX®, HP-UX, i5/OS®, Solaris, Windows.


Completion Code

MQCC_WARNING


Programmer response

If the application does not require non-MQ resources to participate in the unit of work, this reason code can be ignored or the MQBEGIN call removed. Otherwise consult your system programmer to determine why the required resource managers have not been registered with the queue manager; the queue manager's configuration file may be in error.

Parent topic: [Reason code list](#)

 This build: January 26, 2011 12:02:21

[Notices](#) | [Trademarks](#) | [Downloads](#) | [Library](#) | [Support](#) | [Feedback](#)

 Copyright IBM Corporation 1999, 2009. All Rights Reserved.

This topic's URL:

fm13150_

2.2.1.112. 2122 (084A) (RC2122): MQRC_PARTICIPANT_NOT_AVAILABLE

Explanation

An MQBEGIN call was issued to start a unit of work coordinated by the queue manager, but one or more of the participating resource managers that had been registered with the queue manager is not available. As a result, changes to those resources cannot be coordinated by the queue manager in the unit of work.

This reason code occurs in the following environments: AIX®, HP-UX, i5/OS®, Solaris, Windows.


Completion Code

MQCC_WARNING


Programmer response

If the application does not require non-MQ resources to participate in the unit of work, this reason code can be ignored. Otherwise consult your system programmer to determine why the required resource managers are not available. The resource manager may have been halted temporarily, or there may be an error in the queue manager's configuration file.

Parent topic: [Reason code list](#)

 This build: January 26, 2011 12:02:21

[Notices](#) | [Trademarks](#) | [Downloads](#) | [Library](#) | [Support](#) | [Feedback](#)

 Copyright IBM Corporation 1999, 2009. All Rights Reserved.

This topic's URL:

fm13160_

2.2.1.113. 2123 (084B) (RC2123): MQRC_OUTCOME_MIXED

Explanation

The queue manager is acting as the unit-of-work coordinator for a unit of work that involves other resource managers, but one of the following occurred:

- An MQCMIT or MQDISC call was issued to commit the unit of work, but one or more of the participating resource managers backed-out the unit of work instead of committing it. As a result, the outcome of the unit of work is mixed.
- An MQBACK call was issued to back out a unit of work, but one or more of the participating resource managers had already committed the unit of work.

This reason code occurs in the following environments: AIX®, HP-UX, Solaris, Windows.

Completion Code


MQCC_FAILED

Programmer response

Examine the queue-manager error logs for messages relating to the mixed outcome; these messages identify the resource managers that are affected. Use procedures local to the affected resource managers to resynchronize the resources.

This reason code does not prevent the application initiating further units of work.

Parent topic: [Reason code list](#)

 This build: January 26, 2011 12:02:21

[Notices](#) | [Trademarks](#) | [Downloads](#) | [Library](#) | [Support](#) | [Feedback](#)

© Copyright IBM Corporation 1999, 2009. All Rights Reserved.

This topic's URL:

fm13170_

2.2.1.114. 2124 (084C) (RC2124): MQRC_OUTCOME_PENDING

Explanation

The queue manager is acting as the unit-of-work coordinator for a unit of work that involves other resource managers, and an MQCMIT or MQDISC call was issued to commit the unit of work, but one or more of the participating resource managers has not confirmed that the unit of work was committed successfully.

The completion of the commit operation will happen at some point in the future, but there remains the possibility that the outcome will be mixed.

This reason code occurs in the following environments: AIX®, HP-UX, Solaris, Windows.

Completion Code


MQCC_WARNING

Programmer response

Use the normal error-reporting mechanisms to determine whether the outcome was mixed. If it was, take appropriate action to resynchronize the resources.

This reason code does not prevent the application initiating further units of work.

Parent topic: [Reason code list](#)

 This build: January 26, 2011 12:02:21

[Notices](#) | [Trademarks](#) | [Downloads](#) | [Library](#) | [Support](#) | [Feedback](#)

© Copyright IBM Corporation 1999, 2009. All Rights Reserved.

This topic's URL:

fm13180_

2.2.1.115. 2125 (084D) (RC2125): MQRC_BRIDGE_STARTED

Explanation

The IMS™ bridge has been started.


Completion Code

MQCC_WARNING


Programmer response

None. This reason code is only used to identify the corresponding event message.

Parent topic: [Reason code list](#)

 This build: January 26, 2011 12:02:21

[Notices](#) | [Trademarks](#) | [Downloads](#) | [Library](#) | [Support](#) | [Feedback](#)

 Copyright IBM Corporation 1999, 2009. All Rights Reserved.

This topic's URL:

fm13190_

2.2.1.116. 2126 (084E) (RC2126): MQRC_BRIDGE_STOPPED

Explanation

The IMS™ bridge has been stopped.

Completion Code

MQCC_WARNING


Programmer response

None. This reason code is only used to identify the corresponding event message.

Parent topic: [Reason code list](#)

 This build: January 26, 2011 12:02:21

[Notices](#) | [Trademarks](#) | [Downloads](#) | [Library](#) | [Support](#) | [Feedback](#)

 Copyright IBM Corporation 1999, 2009. All Rights Reserved.

This topic's URL:

fm13200_

2.2.1.117. 2127 (084F) (RC2127): MQRC_ADAPTER_STORAGE_SHORTAGE

Explanation

On an MQCONN call, the adapter was unable to acquire storage.

This reason code occurs only on z/OS®.


Completion Code

MQCC_FAILED


Programmer response

Notify the system programmer. The system programmer should determine why the system is short on storage, and take appropriate action, for example, increase the region size on the step or job card.

Parent topic: [Reason code list](#)

 This build: January 26, 2011 12:02:22

[Notices](#) | [Trademarks](#) | [Downloads](#) | [Library](#) | [Support](#) | [Feedback](#)

 Copyright IBM Corporation 1999, 2009. All Rights Reserved.

This topic's URL:

fm13210_

2.2.1.118. 2128 (0850) (RC2128): MQRC_UOW_IN_PROGRESS

Explanation

An MQBEGIN call was issued to start a unit of work coordinated by the queue manager, but a unit of work is already in existence for the connection handle specified. This may be a global unit of work started by a previous MQBEGIN call, or a unit of work that is local to the queue manager or one of the cooperating resource managers. No more than one unit of work can exist concurrently for a connection handle.

This reason code occurs in the following environments: AIX®, HP-UX, i5/OS®, Solaris, Windows.


Completion Code

MQCC_FAILED

Programmer response

Review the application logic to determine why there is a unit of work already in existence. Move the MQBEGIN call to the appropriate place in the application.

Parent topic: [Reason code list](#)

 This build: January 26, 2011 12:02:22

[Notices](#) | [Trademarks](#) | [Downloads](#) | [Library](#) | [Support](#) | [Feedback](#)

© Copyright IBM Corporation 1999, 2009. All Rights Reserved.

This topic's URL:

fm13220_

2.2.1.119. 2129 (0851) (RC2129): MQRC_ADAPTER_CONN_LOAD_ERROR

Explanation

On an MQCONN call, the connection handling module could not be loaded, so the adapter could not link to it. ►The connection handling module name is: ◄

- CSQBCON for batch applications
- CSQQCONN or CSQQCON2 for IMS™ applications

◄

This reason code occurs only on z/OS®.


Completion Code

MQCC_FAILED

Programmer response

Ensure that the correct library concatenation has been specified in the batch application program execution JCL, and in the queue-manager startup JCL.

Parent topic: [Reason code list](#)

 This build: January 26, 2011 12:02:22

[Notices](#) | [Trademarks](#) | [Downloads](#) | [Library](#) | [Support](#) | [Feedback](#)

© Copyright IBM Corporation 1999, 2009. All Rights Reserved.

This topic's URL:

fm13230_

2.2.1.120. 2130 (0852) (RC2130): MQRC_ADAPTER_SERV_LOAD_ERROR

Explanation

On an MQI call, the batch adapter could not load one of the following API service module, and so could not link to it:

- CSQBSRV
- CSQAPEPL
- CSQBCRMH
- CSQBAPPL

This reason code occurs only on z/OS®.


Completion Code

MQCC_FAILED

Programmer response

Ensure that the correct library concatenation has been specified in the batch application program execution JCL, and in the queue-manager startup JCL.

Parent topic: [Reason code list](#)

 This build: January 26, 2011 12:02:22

[Notices](#) | [Trademarks](#) | [Downloads](#) | [Library](#) | [Support](#) | [Feedback](#)

© Copyright IBM Corporation 1999, 2009. All Rights Reserved.

This topic's URL:

fm13240_

2.2.1.121. 2131 (0853) (RC2131): MQRC_ADAPTER_DEFS_ERROR

Explanation

On an MQCONN call, the subsystem definition module (CSQBDEFV for batch and CSQQDEFV for IMS™) does not contain the required control block identifier.

This reason code occurs only on z/OS®.


Completion Code

MQCC_FAILED

Programmer response

Check your library concatenation. If this is correct, check that the CSQBDEFV or CSQQDEFV module contains the required subsystem ID.

Parent topic: [Reason code list](#)

 This build: January 26, 2011 12:02:22

[Notices](#) | [Trademarks](#) | [Downloads](#) | [Library](#) | [Support](#) | [Feedback](#)

© Copyright IBM Corporation 1999, 2009. All Rights Reserved.

This topic's URL:

fm13250_

2.2.1.122. 2132 (0854) (RC2132): MQRC_ADAPTER_DEFS_LOAD_ERROR

Explanation

On an MQCONN call, the subsystem definition module (CSQBDEFV for batch and CSQQDEFV for IMS™) could not be loaded.

This reason code occurs only on z/OS®.

Completion Code

MQCC_FAILED

Programmer response

Ensure that the correct library concatenation has been specified in the application program execution JCL, and in the queue-manager startup JCL.

Parent topic: [Reason code list](#)

 This build: January 26, 2011 12:02:22

[Notices](#) | [Trademarks](#) | [Downloads](#) | [Library](#) | [Support](#) | [Feedback](#)

© Copyright IBM Corporation 1999, 2009. All Rights Reserved.
This topic's URL:
fm13260_

2.2.1.123. 2133 (0855) (RC2133): MQRC_ADAPTER_CONV_LOAD_ERROR

Explanation

On an MQGET call, the adapter (batch or IMS™) could not load the data conversion services modules.

This reason code occurs only on z/OS®.


Completion Code

MQCC_FAILED

Programmer response

Ensure that the correct library concatenation has been specified in the batch application program execution JCL, and in the queue-manager startup JCL.

Parent topic: [Reason code list](#)

 This build: January 26, 2011 12:02:22

[Notices](#) | [Trademarks](#) | [Downloads](#) | [Library](#) | [Support](#) | [Feedback](#)

© Copyright IBM Corporation 1999, 2009. All Rights Reserved.
This topic's URL:
fm13270_

2.2.1.124. 2134 (0856) (RC2134): MQRC_BO_ERROR

Explanation

On an MQBEGIN call, the begin-options structure MQBO is not valid, for one of the following reasons:

- The *StrucId* field is not MQBO_STRUC_ID.
- The *Version* field is not MQBO_VERSION_1.
- The parameter pointer is not valid. (It is not always possible to detect parameter pointers that are not valid; if not detected, unpredictable results occur.)
- The queue manager cannot copy the changed structure to application storage, even though the call is successful. This can occur, for example, if the pointer points to read-only storage.

This reason code occurs in the following environments: AIX®, HP-UX, i5/OS®, Solaris, Windows, plus WebSphere® MQ clients connected to these systems.


Completion Code

MQCC_FAILED

Programmer response

Ensure that input fields in the MQBO structure are set correctly.

Parent topic: [Reason code list](#)

 This build: January 26, 2011 12:02:22

[Notices](#) | [Trademarks](#) | [Downloads](#) | [Library](#) | [Support](#) | [Feedback](#)

© Copyright IBM Corporation 1999, 2009. All Rights Reserved.
This topic's URL:
fm13280_

2.2.1.125. 2135 (0857) (RC2135): MQRC_DH_ERROR

Explanation

An MQPUT or MQPUT1 call was issued, but the message data contains an MQDH structure that is not valid. Possible errors include the following:

- The *StrucId* field is not MQDH_STRUC_ID.
- The *Version* field is not MQDH_VERSION_1.
- The *StrucLength* field specifies a value that is too small to include the structure plus the arrays of MQOR and MQPMR records.
- The *CodedCharSetId* field is zero, or a negative value that is not valid.
- The *BufferLength* parameter of the call has a value that is too small to accommodate the structure (the structure extends beyond the end of the message).

This reason code occurs in the following environments: AIX®, HP-UX, i5/OS®, Solaris, Windows, plus WebSphere® MQ clients connected to these systems.


Completion Code

MQCC_FAILED

Programmer response

Check that the fields in the structure are set correctly. Ensure that the application sets the *CodedCharSetId* field to a valid value (note: MQCCSI_DEFAULT, MQCCSI_EMBEDDED, MQCCSI_Q_MGR, and MQCCSI_UNDEFINED are *not* valid in this field).

Parent topic: [Reason code list](#)

 This build: January 26, 2011 12:02:22

[Notices](#) | [Trademarks](#) | [Downloads](#) | [Library](#) | [Support](#) | [Feedback](#)

© Copyright IBM Corporation 1999, 2009. All Rights Reserved.

This topic's URL:

fm13290_

2.2.1.126. 2136 (0858) (RC2136): MQRC_MULTIPLE_REASONS

Explanation

An MQOPEN, MQPUT or MQPUT1 call was issued to open a distribution list or put a message to a distribution list, but the result of the call was not the same for all of the destinations in the list. One of the following applies:

- The call succeeded for some of the destinations but not others. The completion code is MQCC_WARNING in this case.
- The call failed for all of the destinations, but for differing reasons. The completion code is MQCC_FAILED in this case.

This reason code occurs in the following environments: AIX®, HP-UX, i5/OS®, Solaris, Windows, plus WebSphere® MQ clients connected to these systems.

Completion Code

MQCC_WARNING or MQCC_FAILED

Programmer response

Examine the MQRR response records to identify the destinations for which the call failed, and the reason for the failure. Ensure that sufficient response records are provided by the application on the call to enable the error(s) to be determined. For the MQPUT1 call, the response records must be specified using the MQOD structure, and not the MQPMO structure.

Parent topic: [Reason code list](#)

 This build: January 26, 2011 12:02:22

[Notices](#) | [Trademarks](#) | [Downloads](#) | [Library](#) | [Support](#) | [Feedback](#)

© Copyright IBM Corporation 1999, 2009. All Rights Reserved.

This topic's URL:

fm13300_

2.2.1.127. 2137 (0859) (RC2137): MQRC_OPEN_FAILED

Explanation

A queue or other MQ object could not be opened successfully, for one of the following reasons:

- An MQCONN or MQCONNX call was issued, but the queue manager was unable to open an object that is used internally by the queue manager. As a result, processing cannot continue. The error log will contain the name of the object that could not be opened.
- An MQPUT call was issued to put a message to a distribution list, but the message could not be sent to the destination to which this reason code applies because that destination was not opened successfully by the MQOPEN call. This reason occurs only in the *Reason* field of the MQRR response record.

This reason code occurs in the following environments: AIX®, HP-UX, i5/OS®, Solaris, Windows, plus WebSphere® MQ clients connected to these systems.

Completion Code

MQCC_FAILED

Programmer response

Do one of the following:


- If the error occurred on the MQCONN or MQCONNX call, ensure that the required objects exist by running the following command and then retrying the application:

```
STRMQM -c qmgr
```

where `qmgr` should be replaced by the name of the queue manager.

- If the error occurred on the MQPUT call, examine the MQRR response records specified on the MQOPEN call to determine the reason that the queue failed to open. Ensure that sufficient response records are provided by the application on the call to enable the error(s) to be determined.

Parent topic: [Reason code list](#)

 This build: January 26, 2011 12:02:23

[Notices](#) | [Trademarks](#) | [Downloads](#) | [Library](#) | [Support](#) | [Feedback](#)

© Copyright IBM Corporation 1999, 2009. All Rights Reserved.

This topic's URL:

fm13310_

2.2.1.128. 2138 (085A) (RC2138): MQRC_ADAPTER_DISC_LOAD_ERROR

Explanation

On an MQDISC call, the disconnect handling module (CSQBDSC for batch and CSQQDISC for IMS™) could not be loaded, so the adapter could not link to it.

This reason code occurs only on z/OS®.


Completion Code

MQCC_FAILED

Programmer response

Ensure that the correct library concatenation has been specified in the application program execution JCL, and in the queue-manager startup JCL. Any uncommitted changes in a unit of work should be backed out. A unit of work that is coordinated by the queue manager is backed out automatically.

Parent topic: [Reason code list](#)

 This build: January 26, 2011 12:02:23

[Notices](#) | [Trademarks](#) | [Downloads](#) | [Library](#) | [Support](#) | [Feedback](#)

© Copyright IBM Corporation 1999, 2009. All Rights Reserved.
This topic's URL:
fm13320_

2.2.1.129. 2139 (085B) (RC2139): MQRC_CNO_ERROR

Explanation

On an MQCONNX call, the connect-options structure MQCNO is not valid, for one of the following reasons:

- The *StrucId* field is not MQCNO_STRUC_ID.
- The *Version* field specifies a value that is not valid or not supported.
- The parameter pointer is not valid. (It is not always possible to detect parameter pointers that are not valid; if not detected, unpredictable results occur.)
- The queue manager cannot copy the changed structure to application storage, even though the call is successful. This can occur, for example, if the parameter pointer points to read-only storage.

This reason code occurs in the following environments: AIX®, HP-UX, z/OS®, i5/OS®, Solaris, Windows, plus WebSphere® MQ clients connected to these systems.


Completion Code

MQCC_FAILED

Programmer response

Ensure that input fields in the MQCNO structure are set correctly.

Parent topic: [Reason code list](#)

 This build: January 26, 2011 12:02:23

[Notices](#) | [Trademarks](#) | [Downloads](#) | [Library](#) | [Support](#) | [Feedback](#)

© Copyright IBM Corporation 1999, 2009. All Rights Reserved.
This topic's URL:
fm13330_

2.2.1.130. 2140 (085C) (RC2140): MQRC_CICS_WAIT_FAILED

Explanation

On any MQI call, the CICS® adapter issued an EXEC CICS WAIT request, but the request was rejected by CICS.

This reason code occurs only on z/OS®.

Completion Code

MQCC_FAILED

Programmer response

Examine the CICS trace data for actual response codes. The most likely cause is that the task has been canceled by the operator or by the system.

Parent topic: [Reason code list](#)

 This build: January 26, 2011 12:02:23

[Notices](#) | [Trademarks](#) | [Downloads](#) | [Library](#) | [Support](#) | [Feedback](#)

© Copyright IBM Corporation 1999, 2009. All Rights Reserved.
This topic's URL:
fm13340_

2.2.1.131. 2141 (085D) (RC2141): MQRC_DLH_ERROR

Explanation

An MQPUT or MQPUT1 call was issued, but the message data contains an MQDLH structure that is not valid. Possible errors include the following:

- The *StrucId* field is not MQDLH_STRUC_ID.
- The *Version* field is not MQDLH_VERSION_1.
- The *CodedCharSetId* field is zero, or a negative value that is not valid.
- The *BufferLength* parameter of the call has a value that is too small to accommodate the structure (the structure extends beyond the end of the message).

This reason code occurs in the following environments: AIX®, HP-UX, z/OS®, i5/OS®, Solaris, Windows, plus WebSphere® MQ clients connected to these systems.


Completion Code

MQCC_FAILED

Programmer response

Check that the fields in the structure are set correctly. Ensure that the application sets the *CodedCharSetId* field to a valid value (note: MQCCSI_DEFAULT, MQCCSI_EMBEDDED, MQCCSI_Q_MGR, and MQCCSI_UNDEFINED are *not* valid in this field).

Parent topic: [Reason code list](#)

 This build: January 26, 2011 12:02:23

[Notices](#) | [Trademarks](#) | [Downloads](#) | [Library](#) | [Support](#) | [Feedback](#)

© Copyright IBM Corporation 1999, 2009. All Rights Reserved.

This topic's URL:

fm13350_

2.2.1.132. 2142 (085E) (RC2142): MQRC_HEADER_ERROR

Explanation

An MQPUT or MQPUT1 call was issued, but the message data contains an MQ header structure that is not valid. Possible errors include the following:

- The *StrucId* field is not valid.
- The *Version* field is not valid.
- The *StrucLength* field specifies a value that is too small.
- The *CodedCharSetId* field is zero, or a negative value that is not valid.
- The *BufferLength* parameter of the call has a value that is too small to accommodate the structure (the structure extends beyond the end of the message).

This reason code occurs in the following environments: AIX®, HP-UX, z/OS®, i5/OS®, Solaris, Windows, plus WebSphere® MQ clients connected to these systems.


Completion Code

MQCC_FAILED

Programmer response

Check that the fields in the structure are set correctly. Ensure that the application sets the *CodedCharSetId* field to a valid value (note: MQCCSI_DEFAULT, MQCCSI_EMBEDDED, MQCCSI_Q_MGR, and MQCCSI_UNDEFINED are *not* valid in this field).

Parent topic: [Reason code list](#)

 This build: January 26, 2011 12:02:23

[Notices](#) | [Trademarks](#) | [Downloads](#) | [Library](#) | [Support](#) | [Feedback](#)

© Copyright IBM Corporation 1999, 2009. All Rights Reserved.

This topic's URL:
fm13360_

2.2.1.133. 2143 (085F) (RC2143): MQRC_SOURCE_LENGTH_ERROR

Explanation

On the MQXCNCV call, the *SourceLength* parameter specifies a length that is less than zero or not consistent with the string's character set or content (for example, the character set is a double-byte character set, but the length is not a multiple of two). This reason also occurs if the *SourceLength* parameter pointer is not valid. (It is not always possible to detect parameter pointers that are not valid; if not detected, unpredictable results occur.)

This reason code can also occur on the MQGET call when the MQGMO_CONVERT option is specified. In this case it indicates that the MQRC_SOURCE_LENGTH_ERROR reason was returned by an MQXCNCV call issued by the data conversion exit.


Completion Code

MQCC_WARNING or MQCC_FAILED

Programmer response

Specify a length that is zero or greater. If the reason code occurs on the MQGET call, check that the logic in the data-conversion exit is correct.

Parent topic: [Reason code list](#)

 This build: January 26, 2011 12:02:23

[Notices](#) | [Trademarks](#) | [Downloads](#) | [Library](#) | [Support](#) | [Feedback](#)

© Copyright IBM Corporation 1999, 2009. All Rights Reserved.
This topic's URL:
fm13370_

2.2.1.134. 2144 (0860) (RC2144): MQRC_TARGET_LENGTH_ERROR

Explanation

On the MQXCNCV call, the *TargetLength* parameter is not valid for one of the following reasons:

- *TargetLength* is less than zero.
- The *TargetLength* parameter pointer is not valid. (It is not always possible to detect parameter pointers that are not valid; if not detected, unpredictable results occur.)
- The MQDCC_FILL_TARGET_BUFFER option is specified, but the value of *TargetLength* is such that the target buffer cannot be filled completely with valid characters. This can occur when *TargetCCSID* is a pure DBCS character set (such as UCS-2), but *TargetLength* specifies a length that is an odd number of bytes.

This reason code can also occur on the MQGET call when the MQGMO_CONVERT option is specified. In this case it indicates that the MQRC_TARGET_LENGTH_ERROR reason was returned by an MQXCNCV call issued by the data conversion exit.

Completion Code

MQCC_WARNING or MQCC_FAILED

Programmer response

Specify a length that is zero or greater. If the MQDCC_FILL_TARGET_BUFFER option is specified, and *TargetCCSID* is a pure DBCS character set, ensure that *TargetLength* specifies a length that is a multiple of two.

If the reason code occurs on the MQGET call, check that the logic in the data-conversion exit is correct.

Parent topic: [Reason code list](#)

 This build: January 26, 2011 12:02:23

[Notices](#) | [Trademarks](#) | [Downloads](#) | [Library](#) | [Support](#) | [Feedback](#)

© Copyright IBM Corporation 1999, 2009. All Rights Reserved.

This topic's URL:

fm13380_

2.2.1.135. 2145 (0861) (RC2145): MQRC_SOURCE_BUFFER_ERROR

Explanation

On the MQXCNVC call, the *SourceBuffer* parameter pointer is not valid, or points to storage that cannot be accessed for the entire length specified by *SourceLength*. (It is not always possible to detect parameter pointers that are not valid; if not detected, unpredictable results occur.)

This reason code can also occur on the MQGET call when the MQGMO_CONVERT option is specified. In this case it indicates that the MQRC_SOURCE_BUFFER_ERROR reason was returned by an MQXCNVC call issued by the data conversion exit.


Completion Code

MQCC_WARNING or MQCC_FAILED

Programmer response

Specify a valid buffer. If the reason code occurs on the MQGET call, check that the logic in the data-conversion exit is correct.

Parent topic: [Reason code list](#)

 This build: January 26, 2011 12:02:23

[Notices](#) | [Trademarks](#) | [Downloads](#) | [Library](#) | [Support](#) | [Feedback](#)

© Copyright IBM Corporation 1999, 2009. All Rights Reserved.

This topic's URL:

fm13390_

2.2.1.136. 2146 (0862) (RC2146): MQRC_TARGET_BUFFER_ERROR

Explanation

On the MQXCNVC call, the *TargetBuffer* parameter pointer is not valid, or points to read-only storage, or to storage that cannot be accessed for the entire length specified by *TargetLength*. (It is not always possible to detect parameter pointers that are not valid; if not detected, unpredictable results occur.)

This reason code can also occur on the MQGET call when the MQGMO_CONVERT option is specified. In this case it indicates that the MQRC_TARGET_BUFFER_ERROR reason was returned by an MQXCNVC call issued by the data conversion exit.

Completion Code

MQCC_WARNING or MQCC_FAILED

Programmer response

Specify a valid buffer. If the reason code occurs on the MQGET call, check that the logic in the data-conversion exit is correct.

Parent topic: [Reason code list](#)

 This build: January 26, 2011 12:02:23

[Notices](#) | [Trademarks](#) | [Downloads](#) | [Library](#) | [Support](#) | [Feedback](#)

© Copyright IBM Corporation 1999, 2009. All Rights Reserved.

This topic's URL:

fm13400_

2.2.1.137. 2148 (0864) (RC2148): MQRC_IIH_ERROR

Explanation

An MQPUT or MQPUT1 call was issued, but the message data contains an MQIIH structure that is not valid. Possible errors include the following:

- The *StrucId* field is not MQIIH_STRUC_ID.
- The *Version* field is not MQIIH_VERSION_1.
- The *StrucLength* field is not MQIIH_LENGTH_1.
- The *BufferLength* parameter of the call has a value that is too small to accommodate the structure (the structure extends beyond the end of the message).

This reason code occurs in the following environments: AIX®, HP-UX, z/OS®, i5/OS®, Solaris, Windows, plus WebSphere® MQ clients connected to these systems.


Completion Code

MQCC_FAILED

Programmer response

Check that the fields in the structure are set correctly.

Parent topic: [Reason code list](#)

 This build: January 26, 2011 12:02:23

[Notices](#) | [Trademarks](#) | [Downloads](#) | [Library](#) | [Support](#) | [Feedback](#)

© Copyright IBM Corporation 1999, 2009. All Rights Reserved.

This topic's URL:

fm13410_

2.2.1.138. 2149 (0865) (RC2149): MQRC_PCF_ERROR

Explanation

An MQPUT or MQPUT1 call was issued to put a message containing PCF data, but the length of the message does not equal the sum of the lengths of the PCF structures present in the message. This can occur for messages with the following format names:

- MQFMT_ADMIN
- MQFMT_EVENT
- MQFMT_PCF

This reason code occurs in the following environments: AIX®, HP-UX, z/OS®, i5/OS®, Solaris, Windows, plus WebSphere® MQ clients connected to these systems.


Completion Code

MQCC_FAILED

Programmer response

Ensure that the length of the message specified on the MQPUT or MQPUT1 call equals the sum of the lengths of the PCF structures contained within the message data.

Parent topic: [Reason code list](#)

 This build: January 26, 2011 12:02:23

[Notices](#) | [Trademarks](#) | [Downloads](#) | [Library](#) | [Support](#) | [Feedback](#)

© Copyright IBM Corporation 1999, 2009. All Rights Reserved.

This topic's URL:

fm13420_

2.2.1.139. 2150 (0866) (RC2150): MQRC_DBCS_ERROR

Explanation

An error was encountered attempting to convert a double-byte character set (DBCS) string. This can occur in the

following cases:

- On the MQXCNCV call, when the *SourceCCSID* parameter specifies the coded character-set identifier of a double-byte character set, but the *SourceBuffer* parameter does not contain a valid DBCS string. This may be because the string contains characters that are not valid DBCS characters, or because the string is a mixed SBCS/DBCS string and the shift-out/shift-in characters are not correctly paired. The completion code is MQCC_FAILED in this case.
- On the MQGET call, when the MQGMO_CONVERT option is specified. In this case it indicates that the MQRC_DBCS_ERROR reason code was returned by an MQXCNCV call issued by the data conversion exit. The completion code is MQCC_WARNING in this case.

Completion Code


MQCC_WARNING or MQCC_FAILED

Programmer response

Specify a valid string.

If the reason code occurs on the MQGET call, check that the data in the message is valid, and that the logic in the data-conversion exit is correct.

Parent topic: [Reason code list](#)

 This build: January 26, 2011 12:02:23

[Notices](#) | [Trademarks](#) | [Downloads](#) | [Library](#) | [Support](#) | [Feedback](#)

© Copyright IBM Corporation 1999, 2009. All Rights Reserved.

This topic's URL:

fm13430_

2.2.1.140. 2152 (0868) (RC2152): MQRC_OBJECT_NAME_ERROR

Explanation

An MQOPEN or MQPUT1 call was issued to open a distribution list (that is, the *RecsPresent* field in MQOD is greater than zero), but the *ObjectName* field is neither blank nor the null string.

This reason code occurs in the following environments: AIX®, HP-UX, i5/OS®, Solaris, Windows, plus WebSphere® MQ clients connected to these systems.


Completion Code

MQCC_FAILED

Programmer response

If it is intended to open a distribution list, set the *ObjectName* field to blanks or the null string. If it is not intended to open a distribution list, set the *RecsPresent* field to zero.

Parent topic: [Reason code list](#)

 This build: January 26, 2011 12:02:24

[Notices](#) | [Trademarks](#) | [Downloads](#) | [Library](#) | [Support](#) | [Feedback](#)

© Copyright IBM Corporation 1999, 2009. All Rights Reserved.

This topic's URL:

fm13440_

2.2.1.141. 2153 (0869) (RC2153): MQRC_OBJECT_Q_MGR_NAME_ERROR

Explanation

An MQOPEN or MQPUT1 call was issued to open a distribution list (that is, the *RecsPresent* field in MQOD is greater than zero), but the *ObjectQMgrName* field is neither blank nor the null string.

This reason code occurs in the following environments: AIX®, HP-UX, i5/OS®, Solaris, Windows, plus WebSphere® MQ clients connected to these systems.


Completion Code

MQCC_FAILED

Programmer response

If it is intended to open a distribution list, set the *ObjectQMgrName* field to blanks or the null string. If it is not intended to open a distribution list, set the *RecsPresent* field to zero.

Parent topic: [Reason code list](#)

 This build: January 26, 2011 12:02:24

[Notices](#) | [Trademarks](#) | [Downloads](#) | [Library](#) | [Support](#) | [Feedback](#)

© Copyright IBM Corporation 1999, 2009. All Rights Reserved.

This topic's URL:

fm13450_

2.2.1.142. 2154 (086A) (RC2154): MQRC_RECS_PRESENT_ERROR

Explanation

An MQOPEN or MQPUT1 call was issued, but the call failed for one of the following reasons:

- *RecsPresent* in MQOD is less than zero.
- *ObjectType* in MQOD is not MQOT_Q, and *RecsPresent* is not zero. *RecsPresent* must be zero if the object being opened is not a queue.

This reason code occurs in the following environments: AIX®, HP-UX, i5/OS®, Solaris, Windows, plus WebSphere® MQ clients connected to these systems.


Completion Code

MQCC_FAILED

Programmer response

If it is intended to open a distribution list, set the *ObjectType* field to MQOT_Q and *RecsPresent* to the number of destinations in the list. If it is not intended to open a distribution list, set the *RecsPresent* field to zero.

Parent topic: [Reason code list](#)

 This build: January 26, 2011 12:02:24

[Notices](#) | [Trademarks](#) | [Downloads](#) | [Library](#) | [Support](#) | [Feedback](#)

© Copyright IBM Corporation 1999, 2009. All Rights Reserved.

This topic's URL:

fm13460_

2.2.1.143. 2155 (086B) (RC2155): MQRC_OBJECT_RECORDS_ERROR

Explanation

An MQOPEN or MQPUT1 call was issued to open a distribution list (that is, the *RecsPresent* field in MQOD is greater than zero), but the MQOR object records are not specified correctly. One of the following applies:

- *ObjectRecOffset* is zero and *ObjectRecPtr* is zero or the null pointer.
- *ObjectRecOffset* is not zero and *ObjectRecPtr* is not zero and not the null pointer.
- *ObjectRecPtr* is not a valid pointer.
- *ObjectRecPtr* or *ObjectRecOffset* points to storage that is not accessible.

This reason code occurs in the following environments: AIX®, HP-UX, i5/OS®, Solaris, Windows, plus WebSphere® MQ clients connected to these systems.


Completion Code

MQCC_FAILED

Programmer response

Ensure that one of *ObjectRecOffset* and *ObjectRecPtr* is zero and the other nonzero. Ensure that the field used points to accessible storage.

Parent topic: [Reason code list](#)

 This build: January 26, 2011 12:02:24

[Notices](#) | [Trademarks](#) | [Downloads](#) | [Library](#) | [Support](#) | [Feedback](#)

© Copyright IBM Corporation 1999, 2009. All Rights Reserved.

This topic's URL:

fm13470_

2.2.1.144. 2156 (086C) (RC2156): MQRC_RESPONSE_RECORDS_ERROR

Explanation

An MQOPEN or MQPUT1 call was issued to open a distribution list (that is, the *RecsPresent* field in MQOD is greater than zero), but the MQRD response records are not specified correctly. One of the following applies:

- *ResponseRecOffset* is not zero and *ResponseRecPtr* is not zero and not the null pointer.
- *ResponseRecPtr* is not a valid pointer.
- *ResponseRecPtr* or *ResponseRecOffset* points to storage that is not accessible.

This reason code occurs in the following environments: AIX®, HP-UX, i5/OS®, Solaris, Windows, plus WebSphere® MQ clients connected to these systems.


Completion Code

MQCC_FAILED

Programmer response

Ensure that at least one of *ResponseRecOffset* and *ResponseRecPtr* is zero. Ensure that the field used points to accessible storage.

Parent topic: [Reason code list](#)

 This build: January 26, 2011 12:02:24

[Notices](#) | [Trademarks](#) | [Downloads](#) | [Library](#) | [Support](#) | [Feedback](#)

© Copyright IBM Corporation 1999, 2009. All Rights Reserved.

This topic's URL:

fm13480_

2.2.1.145. 2157 (086D) (RC2157): MQRC_ASID_MISMATCH

Explanation

On any MQI call, the caller's primary ASID was found to be different from the home ASID.

This reason code occurs only on z/OS®.

Completion Code


MQCC_FAILED

Programmer response

Correct the application (MQI calls cannot be issued in cross-memory mode). Any uncommitted changes in a unit of

work should be backed out. A unit of work that is coordinated by the queue manager is backed out automatically.

Parent topic: [Reason code list](#)

 This build: January 26, 2011 12:02:24

[Notices](#) | [Trademarks](#) | [Downloads](#) | [Library](#) | [Support](#) | [Feedback](#)

© Copyright IBM Corporation 1999, 2009. All Rights Reserved.

This topic's URL:

fm13490_

2.2.1.146. 2158 (086E) (RC2158): MQRC_PMO_RECORD_FLAGS_ERROR

Explanation

An MQPUT or MQPUT1 call was issued to put a message, but the *PutMsgRecFields* field in the MQPMO structure is not valid, for one of the following reasons:

- The field contains flags that are not valid.
- The message is being put to a distribution list, and put message records have been provided (that is, *RecsPresent* is greater than zero, and one of *PutMsgRecOffset* or *PutMsgRecPtr* is nonzero), but *PutMsgRecFields* has the value MQPMRF_NONE.
- MQPMRF_ACCOUNTING_TOKEN is specified without either MQPMO_SET_IDENTITY_CONTEXT or MQPMO_SET_ALL_CONTEXT.

This reason code occurs in the following environments: AIX®, HP-UX, i5/OS®, Solaris, Windows, plus WebSphere® MQ clients connected to these systems.


Completion Code

MQCC_FAILED

Programmer response

Ensure that *PutMsgRecFields* is set with the appropriate MQPMRF_* flags to indicate which fields are present in the put message records. If MQPMRF_ACCOUNTING_TOKEN is specified, ensure that either MQPMO_SET_IDENTITY_CONTEXT or MQPMO_SET_ALL_CONTEXT is also specified. Alternatively, set both *PutMsgRecOffset* and *PutMsgRecPtr* to zero.

Parent topic: [Reason code list](#)

 This build: January 26, 2011 12:02:24

[Notices](#) | [Trademarks](#) | [Downloads](#) | [Library](#) | [Support](#) | [Feedback](#)

© Copyright IBM Corporation 1999, 2009. All Rights Reserved.

This topic's URL:

fm13500_

2.2.1.147. 2159 (086F) (RC2159): MQRC_PUT_MSG_RECORDS_ERROR

Explanation

An MQPUT or MQPUT1 call was issued to put a message to a distribution list, but the MQPMR put message records are not specified correctly. One of the following applies:

- *PutMsgRecOffset* is not zero and *PutMsgRecPtr* is not zero and not the null pointer.
- *PutMsgRecPtr* is not a valid pointer.
- *PutMsgRecPtr* or *PutMsgRecOffset* points to storage that is not accessible.

This reason code occurs in the following environments: AIX®, HP-UX, i5/OS®, Solaris, Windows, plus WebSphere® MQ clients connected to these systems.


Completion Code

MQCC_FAILED

Programmer response

Ensure that at least one of *PutMsgRecOffset* and *PutMsgRecPtr* is zero. Ensure that the field used points to accessible storage.

Parent topic: [Reason code list](#)

 This build: January 26, 2011 12:02:24

[Notices](#) | [Trademarks](#) | [Downloads](#) | [Library](#) | [Support](#) | [Feedback](#)

© Copyright IBM Corporation 1999, 2009. All Rights Reserved.

This topic's URL:

fm13510_

2.2.1.148. 2160 (0870) (RC2160): MQRC_CONN_ID_IN_USE

Explanation

On an MQCONN call, the connection identifier assigned by the queue manager to the connection between a CICS® or IMS™ allied address space and the queue manager conflicts with the connection identifier of another connected CICS or IMS system. The connection identifier assigned is as follows:

- For CICS, the applid
- For IMS, the IMSID parameter on the IMSCTRL (sysgen) macro, or the IMSID parameter on the execution parameter (EXEC card in IMS control region JCL)
- For batch, the job name
- For TSO, the user ID

A conflict arises only if there are two CICS systems, two IMS systems, or one each of CICS and IMS, having the same connection identifiers. Batch and TSO connections need not have unique identifiers.

This reason code occurs only on z/OS®.

Completion Code

MQCC_FAILED

Programmer response

Ensure that the naming conventions used in different systems that might connect to the queue manager do not conflict.

Parent topic: [Reason code list](#)

 This build: January 26, 2011 12:02:25

[Notices](#) | [Trademarks](#) | [Downloads](#) | [Library](#) | [Support](#) | [Feedback](#)

© Copyright IBM Corporation 1999, 2009. All Rights Reserved.

This topic's URL:

fm13520_

2.2.1.149. 2161 (0871) (RC2161): MQRC_Q_MGR QUIESCING

Explanation

An MQI call was issued, but the call failed because the queue manager is quiescing (preparing to shut down).

When the queue manager is quiescing, the MQOPEN, MQPUT, MQPUT1, and MQGET calls can still complete successfully, but the application can request that they fail by specifying the appropriate option on the call:

- MQOO_FAIL_IF QUIESCING on MQOPEN
- MQPMO_FAIL_IF QUIESCING on MQPUT or MQPUT1
- MQGMO_FAIL_IF QUIESCING on MQGET

Specifying these options enables the application to become aware that the queue manager is preparing to shut down.

- On z/OS®:

- For batch applications, this reason can be returned to applications running in LPARs that do not have a queue manager installed.
- For CICS® applications, this reason can be returned when no connection was established.
- On i5/OS® for applications running in compatibility mode, this reason can be returned when no connection was established.


Completion Code

MQCC_FAILED

Programmer response

The application should tidy up and end. If the application specified the MQOO_FAIL_IF QUIESCING, MQPMO_FAIL_IF QUIESCING, or MQGMO_FAIL_IF QUIESCING option on the failing call, the relevant option can be removed and the call reissued. By omitting these options, the application can continue working in order to complete and commit the current unit of work, but the application does not start a new unit of work.

Parent topic: [Reason code list](#)

 This build: January 26, 2011 12:02:25

[Notices](#) | [Trademarks](#) | [Downloads](#) | [Library](#) | [Support](#) | [Feedback](#)

© Copyright IBM Corporation 1999, 2009. All Rights Reserved.

This topic's URL:

fm13530_

2.2.1.150. 2162 (0872) (RC2162): MQRC_Q_MGR_STOPPING

Explanation

An MQI call was issued, but the call failed because the queue manager is shutting down. If the call was an MQGET call with the MQGMO_WAIT option, the wait has been canceled. No more MQI calls can be issued.

For MQ client applications, it is possible that the call did complete successfully, even though this reason code is returned with a *CompCode* of MQCC_FAILED.

- On z/OS®, the MQRC_CONNECTION_BROKEN reason may be returned instead if, as a result of system scheduling factors, the queue manager shuts down before the call completes.


Completion Code

MQCC_FAILED

Programmer response

The application should tidy up and end. If the application is in the middle of a unit of work coordinated by an external unit-of-work coordinator, the application should issue the appropriate call to back out the unit of work. Any unit of work that is coordinated by the queue manager is backed out automatically.

Parent topic: [Reason code list](#)

 This build: January 26, 2011 12:02:25

[Notices](#) | [Trademarks](#) | [Downloads](#) | [Library](#) | [Support](#) | [Feedback](#)

© Copyright IBM Corporation 1999, 2009. All Rights Reserved.

This topic's URL:

fm13540_

2.2.1.151. 2163 (0873) (RC2163): MQRC_DUPLICATE_RECOV_COORD

Explanation

On an MQCONN or MQCONNX call, a recovery coordinator already exists for the connection name specified on the connection call issued by the adapter.

A conflict arises only if there are two CICS® systems, two IMS™ systems, or one each of CICS and IMS, having the same connection identifiers. Batch and TSO connections need not have unique identifiers.

This reason code occurs only on z/OS®.


Completion Code

MQCC_FAILED

Programmer response

Ensure that the naming conventions used in different systems that might connect to the queue manager do not conflict.

Parent topic: [Reason code list](#)

 This build: January 26, 2011 12:02:25

[Notices](#) | [Trademarks](#) | [Downloads](#) | [Library](#) | [Support](#) | [Feedback](#)

© Copyright IBM Corporation 1999, 2009. All Rights Reserved.

This topic's URL:

fm13550_

2.2.1.152. 2173 (087D) (RC2173): MQRC_PMO_ERROR

Explanation

On an MQPUT or MQPUT1 call, the MQPMO structure is not valid, for one of the following reasons:

- The *StrucId* field is not MQPMO_STRUC_ID.
- The *Version* field specifies a value that is not valid or not supported.
- The parameter pointer is not valid. (It is not always possible to detect parameter pointers that are not valid; if not detected, unpredictable results occur.)
- The queue manager cannot copy the changed structure to application storage, even though the call is successful. This can occur, for example, if the pointer points to read-only storage.


Completion Code

MQCC_FAILED

Programmer response

Ensure that input fields in the MQPMO structure are set correctly.

Parent topic: [Reason code list](#)

 This build: January 26, 2011 12:02:25

[Notices](#) | [Trademarks](#) | [Downloads](#) | [Library](#) | [Support](#) | [Feedback](#)

© Copyright IBM Corporation 1999, 2009. All Rights Reserved.

This topic's URL:

fm13560_



2.2.1.153. 2182 (0886) (RC2182): MQRC_API_EXIT_NOT_FOUND

Explanation

The API crossing exit entry point could not be found.


Completion Code

MQCC_FAILED

Programmer response

Check the entry point name is valid for the library module.

Parent topic: [Reason code list](#)

 This build: January 26, 2011 12:02:25

[Notices](#) | [Trademarks](#) | [Downloads](#) | [Library](#) | [Support](#) | [Feedback](#)

© Copyright IBM Corporation 1999, 2009. All Rights Reserved.

This topic's URL:

fm13565_



2.2.1.154. 2183 (0887) (RC2183): MQRC_API_EXIT_LOAD_ERROR

Explanation

The API crossing exit module could not be linked. If this reason is returned when the API crossing exit is invoked *after* the call has been executed, the call itself may have executed correctly.


Completion Code

MQCC_FAILED

Programmer response

Ensure that the correct library concatenation has been specified, and that the API crossing exit module is executable and correctly named. Any uncommitted changes in a unit of work should be backed out. A unit of work that is coordinated by the queue manager is backed out automatically.

Parent topic: [Reason code list](#)

 This build: January 26, 2011 12:02:25

[Notices](#) | [Trademarks](#) | [Downloads](#) | [Library](#) | [Support](#) | [Feedback](#)

© Copyright IBM Corporation 1999, 2009. All Rights Reserved.

This topic's URL:

fm13570_

2.2.1.155. 2184 (0888) (RC2184): MQRC_REMOTE_Q_NAME_ERROR

Explanation

On an MQOPEN or MQPUT1 call, one of the following occurred:

- A local definition of a remote queue (or an alias to one) was specified, but the *RemoteQName* attribute in the remote queue definition is entirely blank. Note that this error occurs even if the *XmitQName* in the definition is not blank.
- The *ObjectQMGrName* field in the object descriptor is not blank and not the name of the local queue manager, but the *ObjectName* field is blank.

Completion Code

MQCC_FAILED

Programmer response

Alter the local definition of the remote queue and supply a valid remote queue name, or supply a nonblank *ObjectName* in the object descriptor, as appropriate.

Parent topic: [Reason code list](#)

 This build: January 26, 2011 12:02:25

[Notices](#) | [Trademarks](#) | [Downloads](#) | [Library](#) | [Support](#) | [Feedback](#)

© Copyright IBM Corporation 1999, 2009. All Rights Reserved.

This topic's URL:

fm13580_

2.2.1.156. 2185 (0889) (RC2185): MQRC_INCONSISTENT_PERSISTENCE

Explanation

An MQPUT call was issued to put a message in a group or a segment of a logical message, but the value specified or defaulted for the *Persistence* field in MQMD is not consistent with the current group and segment information retained by the queue manager for the queue handle. All messages in a group and all segments in a logical message must have the same value for persistence, that is, all must be persistent, or all must be nonpersistent.

If the current call specifies MQPMO_LOGICAL_ORDER, the call fails. If the current call does not specify MQPMO_LOGICAL_ORDER, but the previous MQPUT call for the queue handle did, the call succeeds with completion code MQCC_WARNING.

This reason code occurs in the following environments: AIX®, HP-UX, z/OS®, i5/OS®, Solaris, Windows, plus WebSphere® MQ clients connected to these systems.

Completion Code

MQCC_WARNING or MQCC_FAILED

Programmer response

Modify the application to ensure that the same value of persistence is used for all messages in the group, or all segments of the logical message.

Parent topic: [Reason code list](#)

 This build: January 26, 2011 12:02:25

[Notices](#) | [Trademarks](#) | [Downloads](#) | [Library](#) | [Support](#) | [Feedback](#)

© Copyright IBM Corporation 1999, 2009. All Rights Reserved.

This topic's URL:

fm13590_

2.2.1.157. 2186 (088A) (RC2186): MQRC_GMO_ERROR

Explanation

On an MQGET call, the MQGMO structure is not valid, for one of the following reasons:

- The *StrucId* field is not MQGMO_STRUC_ID.
- The *Version* field specifies a value that is not valid or not supported.
- The parameter pointer is not valid. (It is not always possible to detect parameter pointers that are not valid; if not detected, unpredictable results occur.)
- The queue manager cannot copy the changed structure to application storage, even though the call is successful. This can occur, for example, if the pointer points to read-only storage.

Completion Code

MQCC_FAILED

Programmer response

Ensure that input fields in the MQGMO structure are set correctly.

Parent topic: [Reason code list](#)

 This build: January 26, 2011 12:02:25

[Notices](#) | [Trademarks](#) | [Downloads](#) | [Library](#) | [Support](#) | [Feedback](#)

© Copyright IBM Corporation 1999, 2009. All Rights Reserved.

This topic's URL:

fm13600_

2.2.1.158. 2187 (088B) (RC2187): MQRC_CICS_BRIDGE_RESTRICTION

Explanation

It is not permitted to issue MQI calls from user transactions that are run in an MQ/CICS-bridge environment where the bridge exit also issues MQI calls. The MQI call fails. If this occurs in the bridge exit, it will result in a transaction abend. If it occurs in the user transaction, this may result in a transaction abend.

This reason code occurs only on z/OS®.


Completion Code

MQCC_FAILED

Programmer response

The transaction cannot be run using the MQ/CICS bridge. Refer to the appropriate CICS® manual for information about restrictions in the MQ/CICS bridge environment.

Parent topic: [Reason code list](#)

 This build: January 26, 2011 12:02:25

[Notices](#) | [Trademarks](#) | [Downloads](#) | [Library](#) | [Support](#) | [Feedback](#)

© Copyright IBM Corporation 1999, 2009. All Rights Reserved.

This topic's URL:

fm13610_

2.2.1.159. 2188 (088C) (RC2188): MQRC_STOPPED_BY_CLUSTER_EXIT

Explanation

An MQOPEN, MQPUT, or MQPUT1 call was issued to open or put a message on a cluster queue, but the cluster workload exit rejected the call.

This reason code occurs in the following environments: AIX®, HP-UX, z/OS®, i5/OS®, Solaris, Windows, plus WebSphere® MQ clients connected to these systems.

Completion Code

MQCC_FAILED

Programmer response

Check the cluster workload exit to ensure that it has been written correctly. Determine why it rejected the call and correct the problem.

Parent topic: [Reason code list](#)

 This build: January 26, 2011 12:02:25

[Notices](#) | [Trademarks](#) | [Downloads](#) | [Library](#) | [Support](#) | [Feedback](#)

© Copyright IBM Corporation 1999, 2009. All Rights Reserved.

This topic's URL:

fm13620_

2.2.1.160. 2189 (088D) (RC2189): MQRC_CLUSTER_RESOLUTION_ERROR

Explanation

An MQOPEN, MQPUT, or MQPUT1 call was issued to open or put a message on a cluster queue, but the queue definition could not be resolved correctly because a response was required from the repository manager but none was available.

This reason code occurs in the following environments: AIX®, HP-UX, z/OS®, i5/OS®, Solaris, Windows, plus WebSphere® MQ clients connected to these systems.


Completion Code

MQCC_FAILED

Programmer response

Check that the repository manager is operating and that the queue and channel definitions are correct.

Parent topic: [Reason code list](#)

 This build: January 26, 2011 12:02:25

[Notices](#) | [Trademarks](#) | [Downloads](#) | [Library](#) | [Support](#) | [Feedback](#)

© Copyright IBM Corporation 1999, 2009. All Rights Reserved.

This topic's URL:

fm13630_

2.2.1.161. 2190 (088E) (RC2190): MQRC_CONVERTED_STRING_TOO_BIG

Explanation

On an MQGET call with the MQGMO_CONVERT option included in the *GetMsgOpts* parameter, a string in a fixed-length field in the message expanded during data conversion and exceeded the size of the field. When this happens, the queue manager tries discarding trailing blank characters and characters following the first null character in order to make the string fit, but in this case there were insufficient characters that could be discarded.

This reason code can also occur for messages with a format name of MQFMT_IMS_VAR_STRING. When this happens, it indicates that the IMS™ variable string expanded such that its length exceeded the capacity of the 2-byte binary length field contained within the structure of the IMS variable string. (The queue manager never discards trailing blanks in an IMS variable string.)

The message is returned unconverted, with the *CompCode* parameter of the MQGET call set to MQCC_WARNING. If the message consists of several parts, each of which is described by its own character-set and encoding fields (for example, a message with format name MQFMT_DEAD_LETTER_HEADER), some parts may be converted and other parts not converted. However, the values returned in the various character-set and encoding fields always correctly describe the relevant message data.

This reason code does not occur if the string could be made to fit by discarding trailing blank characters.


Completion Code

MQCC_WARNING

Programmer response

Check that the fields in the message contain the correct values, and that the character-set identifiers specified by the sender and receiver of the message are correct. If they are, the layout of the data in the message must be modified to increase the lengths of the field(s) so that there is sufficient space to allow the string(s) to expand when converted.

Parent topic: [Reason code list](#)

 This build: January 26, 2011 12:02:25

[Notices](#) | [Trademarks](#) | [Downloads](#) | [Library](#) | [Support](#) | [Feedback](#)

© Copyright IBM Corporation 1999, 2009. All Rights Reserved.

This topic's URL:

fm13640_

2.2.1.162. 2191 (088F) (RC2191): MQRC_TMC_ERROR

Explanation

An MQPUT or MQPUT1 call was issued, but the message data contains an MQTMC2 structure that is not valid. Possible errors include the following:

- The *StrucId* field is not MQTMC_STRUC_ID.
- The *Version* field is not MQTMC_VERSION_2.
- The *BufferLength* parameter of the call has a value that is too small to accommodate the structure (the

structure extends beyond the end of the message).

This reason code occurs in the following environments: AIX®, HP-UX, i5/OS®, Solaris, Windows, plus WebSphere® MQ clients connected to these systems.


Completion Code

MQCC_FAILED

Programmer response

Check that the fields in the structure are set correctly.

Parent topic: [Reason code list](#)

 This build: January 26, 2011 12:02:26

[Notices](#) | [Trademarks](#) | [Downloads](#) | [Library](#) | [Support](#) | [Feedback](#)

© Copyright IBM Corporation 1999, 2009. All Rights Reserved.

This topic's URL:

fm13650_

2.2.1.163. 2192 (0890) (RC2192): MQRC_PAGESET_FULL

Explanation

Former name for MQRC_STORAGE_MEDIUM_FULL.

Parent topic: [Reason code list](#)

 This build: January 26, 2011 12:02:26

[Notices](#) | [Trademarks](#) | [Downloads](#) | [Library](#) | [Support](#) | [Feedback](#)

© Copyright IBM Corporation 1999, 2009. All Rights Reserved.

This topic's URL:

fm13660_

2.2.1.164. 2192 (0890) (RC2192): MQRC_STORAGE_MEDIUM_FULL

Explanation

An MQI call or command was issued to operate on an object, but the call failed because the external storage medium is full. One of the following applies:

- A page-set data set is full (nonshared queues only).
- A coupling-facility structure is full (shared queues only).

This reason code occurs only on z/OS®.

Completion Code

MQCC_FAILED

Programmer response

Check which queues contain messages and look for applications that might be filling the queues unintentionally. Be aware that the queue that has caused the page set or coupling-facility structure to become full is not necessarily the queue referenced by the MQI call that returned MQRC_STORAGE_MEDIUM_FULL.

Check that all of the usual server applications are operating correctly and processing the messages on the queues.

If the applications and servers are operating correctly, increase the number of server applications to cope with the message load, or request the system programmer to increase the size of the page-set data sets.

Parent topic: [Reason code list](#)

 This build: January 26, 2011 12:02:26

[Notices](#) | [Trademarks](#) | [Downloads](#) | [Library](#) | [Support](#) | [Feedback](#)

© Copyright IBM Corporation 1999, 2009. All Rights Reserved.

This topic's URL:

fm13670_

2.2.1.165. 2193 (0891) (RC2193): MQRC_PAGESET_ERROR

Explanation

An error was encountered with the page set while attempting to access it for a locally defined queue. This could be because the queue is on a page set that does not exist. A console message is issued that tells you the number of the page set in error. For example if the error occurred in the TEST job, and your user identifier is ABCDEFG, the message is:

```
CSQI041I CSQIALLC JOB TEST USER ABCDEFG HAD ERROR ACCESSING PAGE SET 27
```

If this reason code occurs while attempting to delete a dynamic queue with MQCLOSE, the dynamic queue has not been deleted.

This reason code occurs only on z/OS®.

Completion Code


MQCC_FAILED

Programmer response

Check that the storage class for the queue maps to a valid page set using the DISPLAY Q(xx) STGCLASS, DISPLAY STGCLASS(xx), and DISPLAY USAGE PSID commands. If you are unable to resolve the problem, notify the system programmer who should:

- Collect the following diagnostic information:
 - A description of the actions that led to the error
 - A listing of the application program being run at the time of the error
 - Details of the page sets defined for use by the queue manager
- Attempt to re-create the problem, and take a system dump immediately after the error occurs
- Contact your IBM® Support Center

Parent topic: [Reason code list](#)

 This build: January 26, 2011 12:02:26

[Notices](#) | [Trademarks](#) | [Downloads](#) | [Library](#) | [Support](#) | [Feedback](#)

© Copyright IBM Corporation 1999, 2009. All Rights Reserved.

This topic's URL:

fm13680_

2.2.1.166. 2194 (0892) (RC2194): MQRC_NAME_NOT_VALID_FOR_TYPE

Explanation

An MQOPEN call was issued to open the queue manager definition, but the *ObjectName* field in the *ObjDesc* parameter is not blank.


Completion Code

MQCC_FAILED

Programmer response

Ensure that the *ObjectName* field is set to blanks.

Parent topic: [Reason code list](#)

 This build: January 26, 2011 12:02:26

[Notices](#) | [Trademarks](#) | [Downloads](#) | [Library](#) | [Support](#) | [Feedback](#)

© Copyright IBM Corporation 1999, 2009. All Rights Reserved.

This topic's URL:

fm13690_

2.2.1.167. 2195 (0893) (RC2195): MQRC_UNEXPECTED_ERROR

Explanation

The call was rejected because an unexpected error occurred.

Completion Code


MQCC_FAILED

Programmer response

Check the application's parameter list to ensure, for example, that the correct number of parameters was passed, and that data pointers and storage keys are valid. If the problem cannot be resolved, contact your system programmer.

- On z/OS®, check whether any information has been displayed on the console. If this error occurs on an MQCONN or MQCONNX call, check that the subsystem named is an active MQ subsystem. In particular, check that it is not a DB2™ subsystem. If the problem cannot be resolved, rerun the application with a CSQSNAP DD card (if you have not already got a dump) and send the resulting dump to IBM®.
- On i5/OS®, consult the FFST™ record to obtain more detail about the problem.
- On HP OpenVMS, Compaq NonStop Kernel, and UNIX systems, consult the FDC file to obtain more detail about the problem.

Parent topic: [Reason code list](#)

 This build: January 26, 2011 12:02:26

[Notices](#) | [Trademarks](#) | [Downloads](#) | [Library](#) | [Support](#) | [Feedback](#)

© Copyright IBM Corporation 1999, 2009. All Rights Reserved.

This topic's URL:

fm13700_

2.2.1.168. 2196 (0894) (RC2196): MQRC_UNKNOWN_XMIT_Q

Explanation

On an MQOPEN or MQPUT1 call, a message is to be sent to a remote queue manager. The *ObjectName* or the *ObjectQMGrName* in the object descriptor specifies the name of a local definition of a remote queue (in the latter case queue-manager aliasing is being used), but the *XmitQName* attribute of the definition is not blank and not the name of a locally-defined queue.

Completion Code

MQCC_FAILED

Programmer response

Check the values specified for *ObjectName* and *ObjectQMGrName*. If these are correct, check the queue definitions. For more information on transmission queues, see the [WebSphere MQ Application Programming Guide](#).

Parent topic: [Reason code list](#)

 This build: January 26, 2011 12:02:26

[Notices](#) | [Trademarks](#) | [Downloads](#) | [Library](#) | [Support](#) | [Feedback](#)

© Copyright IBM Corporation 1999, 2009. All Rights Reserved.

This topic's URL:

fm13710_

2.2.1.169. 2197 (0895) (RC2197): MQRC_UNKNOWN_DEF_XMIT_Q

Explanation

An MQOPEN or MQPUT1 call was issued specifying a remote queue as the destination. If a local definition of the remote queue was specified, or if a queue-manager alias is being resolved, the *XmitQName* attribute in the local definition is blank.

Because there is no queue defined with the same name as the destination queue manager, the queue manager has attempted to use the default transmission queue. However, the name defined by the *DefXmitQName* queue-manager attribute is not the name of a locally-defined queue.


Completion Code

MQCC_FAILED

Programmer response

Correct the queue definitions, or the queue-manager attribute. See the [WebSphere MQ Application Programming Guide](#) for more information.

Parent topic: [Reason code list](#)

 This build: January 26, 2011 12:02:26

[Notices](#) | [Trademarks](#) | [Downloads](#) | [Library](#) | [Support](#) | [Feedback](#)

© Copyright IBM Corporation 1999, 2009. All Rights Reserved.

This topic's URL:

fm13720_

2.2.1.170. 2198 (0896) (RC2198): MQRC_DEF_XMIT_Q_TYPE_ERROR

Explanation

An MQOPEN or MQPUT1 call was issued specifying a remote queue as the destination. Either a local definition of the remote queue was specified, or a queue-manager alias was being resolved, but in either case the *XmitQName* attribute in the local definition is blank.

Because there is no transmission queue defined with the same name as the destination queue manager, the local queue manager has attempted to use the default transmission queue. However, although there is a queue defined by the *DefXmitQName* queue-manager attribute, it is not a local queue.

Completion Code

MQCC_FAILED


Programmer response

Do one of the following:

- Specify a local transmission queue as the value of the *XmitQName* attribute in the local definition of the remote queue.
- Define a local transmission queue with a name that is the same as that of the remote queue manager.
- Specify a local transmission queue as the value of the *DefXmitQName* queue-manager attribute.

See the [WebSphere MQ Application Programming Guide](#) for more information.

Parent topic: [Reason code list](#)

 This build: January 26, 2011 12:02:26

[Notices](#) | [Trademarks](#) | [Downloads](#) | [Library](#) | [Support](#) | [Feedback](#)

© Copyright IBM Corporation 1999, 2009. All Rights Reserved.

This topic's URL:

fm13730_

2.2.1.171. 2199 (0897) (RC2199): MQRC_DEF_XMIT_Q_USAGE_ERROR

Explanation

An MQOPEN or MQPUT1 call was issued specifying a remote queue as the destination. Either a local definition of

the remote queue was specified, or a queue-manager alias was being resolved, but in either case the *XmitQName* attribute in the local definition is blank.

Because there is no transmission queue defined with the same name as the destination queue manager, the local queue manager has attempted to use the default transmission queue. However, the queue defined by the *DefXmitQName* queue-manager attribute does not have a *Usage* attribute of MQUS_TRANSMISSION.

Completion Code

MQCC_FAILED

Programmer response

Do one of the following:


- Specify a local transmission queue as the value of the *XmitQName* attribute in the local definition of the remote queue.
- Define a local transmission queue with a name that is the same as that of the remote queue manager.
- Specify a different local transmission queue as the value of the *DefXmitQName* queue-manager attribute.
- Change the *Usage* attribute of the *DefXmitQName* queue to MQUS_TRANSMISSION.

See the [WebSphere MQ Application Programming Guide](#) for more information.

Parent topic: [Reason code list](#)

 This build: January 26, 2011 12:02:26

[Notices](#) | [Trademarks](#) | [Downloads](#) | [Library](#) | [Support](#) | [Feedback](#)

 Copyright IBM Corporation 1999, 2009. All Rights Reserved.

This topic's URL:

fm13740_

2.2.1.172. 2201 (0899) (RC2201): MQRC_NAME_IN_USE

Explanation

An MQOPEN call was issued to create a dynamic queue, but a queue with the same name as the dynamic queue already exists. The existing queue is one that is logically deleted, but for which there are still one or more open handles. For more information, see the description of MQCLOSE in the [WebSphere MQ Application Programming Reference](#).

This reason code occurs only on z/OS®.


Completion Code

MQCC_FAILED


Programmer response

Either ensure that all handles for the previous dynamic queue are closed, or ensure that the name of the new queue is unique; see the description for reason code MQRC_OBJECT_ALREADY_EXISTS.

Parent topic: [Reason code list](#)

 This build: January 26, 2011 12:02:26

[Notices](#) | [Trademarks](#) | [Downloads](#) | [Library](#) | [Support](#) | [Feedback](#)

 Copyright IBM Corporation 1999, 2009. All Rights Reserved.

This topic's URL:

fm13750_

2.2.1.173. 2202 (089A) (RC2202): MQRC_CONNECTION_QUIESCING

Explanation

This reason code is issued when the connection to the queue manager is in quiescing state, and an application issues one of the following calls:

- MQCONN or MQCONNX
- MQOPEN, with no connection established, or with MQOO_FAIL_IF QUIESCING included in the *Options* parameter
- MQGET, with MQGMO_FAIL_IF QUIESCING included in the *Options* field of the *GetMsgOpts* parameter
- MQPUT or MQPUT1, with MQPMO_FAIL_IF QUIESCING included in the *Options* field of the *PutMsgOpts* parameter

MQRC_CONNECTION QUIESCING is also issued by the message channel agent (MCA) when the queue manager is in quiescing state.


Completion Code

MQCC_FAILED

Programmer response

The application should tidy up and terminate. Any uncommitted changes in a unit of work should be backed out.

Parent topic: [Reason code list](#)

 This build: January 26, 2011 12:02:26

[Notices](#) | [Trademarks](#) | [Downloads](#) | [Library](#) | [Support](#) | [Feedback](#)

© Copyright IBM Corporation 1999, 2009. All Rights Reserved.

This topic's URL:

fm13760_

2.2.1.174. 2203 (089B) (RC2203): MQRC_CONNECTION_STOPPING

Explanation

This reason code is issued when the connection to the queue manager is shutting down, and the application issues an MQI call. No more message-queuing calls can be issued. For the MQGET call, if the MQGMO_WAIT option was specified, the wait is canceled.

Note that the MQRC_CONNECTION_BROKEN reason may be returned instead if, as a result of system scheduling factors, the queue manager shuts down before the call completes.

MQRC_CONNECTION_STOPPING is also issued by the message channel agent (MCA) when the queue manager is shutting down.

For MQ client applications, it is possible that the call did complete successfully, even though this reason code is returned with a *CompCode* of MQCC_FAILED.


Completion Code

MQCC_FAILED

Programmer response

The application should tidy up and terminate. Any uncommitted changes in a unit of work should be backed out. A unit of work that is coordinated by the queue manager is backed out automatically.

Parent topic: [Reason code list](#)

 This build: January 26, 2011 12:02:26

[Notices](#) | [Trademarks](#) | [Downloads](#) | [Library](#) | [Support](#) | [Feedback](#)

© Copyright IBM Corporation 1999, 2009. All Rights Reserved.

This topic's URL:

fm13770_

2.2.1.175. 2204 (089C) (RC2204): MQRC_ADAPTER_NOT_AVAILABLE

Explanation

This is issued only for CICS® applications, if any call is issued and the CICS adapter (a Task Related User Exit) has been disabled, or has not been enabled.

This reason code occurs only on z/OS®.


Completion Code

MQCC_FAILED

Programmer response

The application should tidy up and terminate. Any uncommitted changes in a unit of work should be backed out. A unit of work that is coordinated by the queue manager is backed out automatically.

Parent topic: [Reason code list](#)

 This build: January 26, 2011 12:02:26

[Notices](#) | [Trademarks](#) | [Downloads](#) | [Library](#) | [Support](#) | [Feedback](#)

© Copyright IBM Corporation 1999, 2009. All Rights Reserved.

This topic's URL:

fm13780_

2.2.1.176. 2206 (089E) (RC2206): MQRC_MSG_ID_ERROR

Explanation

An MQGET call was issued to retrieve a message using the message identifier as a selection criterion, but the call failed because selection by message identifier is not supported on this queue.

- On z/OS®, the queue is a shared queue, but the *IndexType* queue attribute does not have an appropriate value:
 - If selection is by message identifier alone, *IndexType* must have the value MQIT_MSG_ID.
 - If selection is by message identifier and correlation identifier combined, *IndexType* must have the value MQIT_MSG_ID or MQIT_CORREL_ID.
- On Compaq NonStop Kernel, a key file is required but has not been defined.

Completion Code


MQCC_FAILED

Programmer response

Do one of the following:

- Modify the application so that it does not use selection by message identifier: set the *MsgId* field to MQMI_NONE and do not specify MQMO_MATCH_MSG_ID in MQGMO.
- On z/OS, change the *IndexType* queue attribute to MQIT_MSG_ID.
- On Compaq NonStop Kernel, define a key file.

Parent topic: [Reason code list](#)

 This build: January 26, 2011 12:02:26

[Notices](#) | [Trademarks](#) | [Downloads](#) | [Library](#) | [Support](#) | [Feedback](#)

© Copyright IBM Corporation 1999, 2009. All Rights Reserved.

This topic's URL:

fm13790_

2.2.1.177. 2207 (089F) (RC2207): MQRC_CORREL_ID_ERROR

Explanation

An MQGET call was issued to retrieve a message using the correlation identifier as a selection criterion, but the call failed because selection by correlation identifier is not supported on this queue.

- On z/OS®, the queue is a shared queue, but the *IndexType* queue attribute does not have an appropriate

value:

- If selection is by correlation identifier alone, *IndexType* must have the value MQIT_CORREL_ID.
 - If selection is by correlation identifier and message identifier combined, *IndexType* must have the value MQIT_CORREL_ID or MQIT_MSG_ID.
- On Compaq NonStop Kernel, a key file is required but has not been defined.

Completion Code


MQCC_FAILED

Programmer response

Do one of the following:

- On z/OS, change the *IndexType* queue attribute to MQIT_CORREL_ID.
- On Compaq NonStop Kernel, define a key file.
- Modify the application so that it does not use selection by correlation identifier: set the *CorrelId* field to MQCI_NONE and do not specify MQMO_MATCH_CORREL_ID in MQGMO.

Parent topic: [Reason code list](#)

 This build: January 26, 2011 12:02:27

[Notices](#) | [Trademarks](#) | [Downloads](#) | [Library](#) | [Support](#) | [Feedback](#)

© Copyright IBM Corporation 1999, 2009. All Rights Reserved.

This topic's URL:

fm13800_

2.2.1.178. 2208 (08A0) (RC2208): MQRC_FILE_SYSTEM_ERROR

Explanation

An unexpected return code was received from the file system, in attempting to perform an operation on a queue.

This reason code occurs only on VSE/ESA.

Completion Code

MQCC_FAILED

Programmer response

Check the file system definition for the queue that was being accessed. For a VSAM file, check that the control interval is large enough for the maximum message length allowed for the queue.

Parent topic: [Reason code list](#)

 This build: January 26, 2011 12:02:27

[Notices](#) | [Trademarks](#) | [Downloads](#) | [Library](#) | [Support](#) | [Feedback](#)

© Copyright IBM Corporation 1999, 2009. All Rights Reserved.

This topic's URL:

fm13810_

2.2.1.179. 2209 (08A1) (RC2209): MQRC_NO_MSG_LOCKED

Explanation

An MQGET call was issued with the MQGMO_UNLOCK option, but no message was currently locked.


Completion Code

MQCC_WARNING

Programmer response

Check that a message was locked by an earlier MQGET call with the MQGMO_LOCK option for the same handle, and that no intervening call has caused the message to become unlocked.

Parent topic: [Reason code list](#)

 This build: January 26, 2011 12:02:27

[Notices](#) | [Trademarks](#) | [Downloads](#) | [Library](#) | [Support](#) | [Feedback](#)

© Copyright IBM Corporation 1999, 2009. All Rights Reserved.

This topic's URL:

fm13820_

2.2.1.180. 2210 (08A2) (RC2210): MQRC_SOAP_DOTNET_ERROR

Explanation

An exception from the .NET environment (as opposed to WebSphere® MQ .NET) has been received and is included as an inner exception.


Completion Code

MQCC_FAILED

Programmer response

Refer to the .NET documentation for details about the inner exception. Follow the corrective action recommended there.

Parent topic: [Reason code list](#)

 This build: January 26, 2011 12:02:27

[Notices](#) | [Trademarks](#) | [Downloads](#) | [Library](#) | [Support](#) | [Feedback](#)

© Copyright IBM Corporation 1999, 2009. All Rights Reserved.

This topic's URL:

fm13830_

2.2.1.181. 2211 (08A3) (RC2211): MQRC_SOAP_AXIS_ERROR

Explanation

An exception from the Axis environment has been received and is included as a chained exception.


Completion Code

MQCC_FAILED

Programmer response

Refer to the Axis documentation for details about the chained exception. Follow the corrective action recommended there.

Parent topic: [Reason code list](#)

 This build: January 26, 2011 12:02:27

[Notices](#) | [Trademarks](#) | [Downloads](#) | [Library](#) | [Support](#) | [Feedback](#)

© Copyright IBM Corporation 1999, 2009. All Rights Reserved.

This topic's URL:

fm13840_

2.2.1.182. 2212 (08A4) (RC2212): MQRC_SOAP_URL_ERROR

Explanation

The SOAP URL has been specified incorrectly.


Completion Code

MQCC_FAILED

Programmer response

Correct the SOAP URL and rerun.

Parent topic: [Reason code list](#)

 This build: January 26, 2011 12:02:27

[Notices](#) | [Trademarks](#) | [Downloads](#) | [Library](#) | [Support](#) | [Feedback](#)

© Copyright IBM Corporation 1999, 2009. All Rights Reserved.

This topic's URL:

fm13850_

2.2.1.183. 2217 (08A9) (RC2217): MQRC_CONNECTION_NOT_AUTHORIZED

Explanation

This reason code arises only for CICS® applications. For these, connection to the queue manager is done by the adapter. If that connection fails because the CICS subsystem is not authorized to connect to the queue manager, this reason code is issued whenever an application running under that subsystem subsequently issues an MQI call.

This reason code occurs only on z/OS®.


Completion Code

MQCC_FAILED

Programmer response

Ensure that the subsystem is authorized to connect to the queue manager.

Parent topic: [Reason code list](#)

 This build: January 26, 2011 12:02:27

[Notices](#) | [Trademarks](#) | [Downloads](#) | [Library](#) | [Support](#) | [Feedback](#)

© Copyright IBM Corporation 1999, 2009. All Rights Reserved.

This topic's URL:

fm13860_

2.2.1.184. 2218 (08AA) (RC2218): MQRC_MSG_TOO_BIG_FOR_CHANNEL

Explanation

A message was put to a remote queue, but the message is larger than the maximum message length allowed by the channel. This reason code is returned in the *Feedback* field in the message descriptor of a report message.

- On z/OS®, this return code is issued only if you are not using CICS® for distributed queuing. Otherwise, MQRC_MSG_TOO_BIG_FOR_Q_MGR is issued.


Completion Code

MQCC_FAILED

Programmer response

Check the channel definitions. Increase the maximum message length that the channel can accept, or break the message into several smaller messages.

Parent topic: [Reason code list](#)

 This build: January 26, 2011 12:02:27

[Notices](#) | [Trademarks](#) | [Downloads](#) | [Library](#) | [Support](#) | [Feedback](#)

© Copyright IBM Corporation 1999, 2009. All Rights Reserved.

This topic's URL:

fm13870_

2.2.1.185. 2219 (08AB) (RC2219): MQRC_CALL_IN_PROGRESS

Explanation

The application issued an MQI call whilst another MQI call was already being processed for that connection. Only one call per application connection can be processed at a time.

Concurrent calls can arise when an application uses multiple threads, or when an exit is invoked as part of the processing of an MQI call. For example, a data-conversion exit invoked as part of the processing of the MQGET call may try to issue an MQI call.

- On z/OS®, concurrent calls can arise only with batch or IMS™ applications; an example is when a subtask ends while an MQI call is in progress (for example, an MQGET that is waiting), and there is an end-of-task exit routine that issues another MQI call.
- On Windows, concurrent calls can also arise if an MQI call is issued in response to a user message while another MQI call is in progress.
- If the application is using multiple threads with shared handles, MQRC_CALL_IN_PROGRESS occurs when the handle specified on the call is already in use by another thread and MQCNO_HANDLE_SHARE_NO_BLOCK was specified on the MQCONN call.

Completion Code


MQCC_FAILED

Programmer response

Ensure that an MQI call cannot be issued while another one is active. Do not issue MQI calls from within a data-conversion exit.

- On z/OS, if you want to provide a subtask to allow an application that is waiting for a message to arrive to be canceled, wait for the message by using MQGET with MQGMO_SET_SIGNAL, rather than MQGMO_WAIT.

Parent topic: [Reason code list](#)

 This build: January 26, 2011 12:02:27

[Notices](#) | [Trademarks](#) | [Downloads](#) | [Library](#) | [Support](#) | [Feedback](#)

© Copyright IBM Corporation 1999, 2009. All Rights Reserved.

This topic's URL:

fm13880_

2.2.1.186. 2220 (08AC) (RC2220): MQRC_RMH_ERROR

Explanation

An MQPUT or MQPUT1 call was issued, but the message data contains an MQRMH structure that is not valid. Possible errors include the following:

- The *StrucId* field is not MQRMH_STRUC_ID.
- The *Version* field is not MQRMH_VERSION_1.
- The *StrucLength* field specifies a value that is too small to include the structure plus the variable-length data at the end of the structure.
- The *CodedCharSetId* field is zero, or a negative value that is not valid.
- The *BufferLength* parameter of the call has a value that is too small to accommodate the structure (the structure extends beyond the end of the message).

This reason code occurs in the following environments: AIX®, HP-UX, z/OS®, i5/OS®, Solaris, Windows, plus WebSphere® MQ clients connected to these systems.


Completion Code

MQCC_FAILED

Programmer response

Check that the fields in the structure are set correctly. Ensure that the application sets the `CodedCharSetId` field to a valid value (note: MQCCSI_DEFAULT, MQCCSI_EMBEDDED, MQCCSI_Q_MGR, and MQCCSI_UNDEFINED are *not* valid in this field).

Parent topic: [Reason code list](#)

 This build: January 26, 2011 12:02:27

[Notices](#) | [Trademarks](#) | [Downloads](#) | [Library](#) | [Support](#) | [Feedback](#)

© Copyright IBM Corporation 1999, 2009. All Rights Reserved.

This topic's URL:

fm13890_

2.2.1.187. 2222 (08AE) (RC2222): MQRC_Q_MGR_ACTIVE

Explanation

This condition is detected when a queue manager becomes active.

- On z/OS®, this event is not generated for the first start of a queue manager, only on subsequent restarts.


Completion Code

MQCC_WARNING

Programmer response

None. This reason code is only used to identify the corresponding event message.

Parent topic: [Reason code list](#)

 This build: January 26, 2011 12:02:27

[Notices](#) | [Trademarks](#) | [Downloads](#) | [Library](#) | [Support](#) | [Feedback](#)

© Copyright IBM Corporation 1999, 2009. All Rights Reserved.

This topic's URL:

fm13900_

2.2.1.188. 2223 (08AF) (RC2223): MQRC_Q_MGR_NOT_ACTIVE

Explanation

This condition is detected when a queue manager is requested to stop or quiesce.


Completion Code

MQCC_WARNING

Programmer response

None. This reason code is only used to identify the corresponding event message.

Parent topic: [Reason code list](#)

 This build: January 26, 2011 12:02:27

[Notices](#) | [Trademarks](#) | [Downloads](#) | [Library](#) | [Support](#) | [Feedback](#)

© Copyright IBM Corporation 1999, 2009. All Rights Reserved.

This topic's URL:

fm13910_

2.2.1.189. 2224 (08B0) (RC2224): MQRC_Q_DEPTH_HIGH

Explanation

An MQPUT or MQPUT1 call has caused the queue depth to be incremented to or above the limit specified in the *QDepthHighLimit* attribute.


Completion Code

MQCC_WARNING

Programmer response

None. This reason code is only used to identify the corresponding event message.

Parent topic: [Reason code list](#)

 This build: January 26, 2011 12:02:27

[Notices](#) | [Trademarks](#) | [Downloads](#) | [Library](#) | [Support](#) | [Feedback](#)

© Copyright IBM Corporation 1999, 2009. All Rights Reserved.

This topic's URL:

fm13920_

2.2.1.190. 2225 (08B1) (RC2225): MQRC_Q_DEPTH_LOW

Explanation

An MQGET call has caused the queue depth to be decremented to or below the limit specified in the *QDepthLowLimit* attribute.


Completion Code

MQCC_WARNING

Programmer response

None. This reason code is only used to identify the corresponding event message.

Parent topic: [Reason code list](#)

 This build: January 26, 2011 12:02:27

[Notices](#) | [Trademarks](#) | [Downloads](#) | [Library](#) | [Support](#) | [Feedback](#)

© Copyright IBM Corporation 1999, 2009. All Rights Reserved.

This topic's URL:

fm13930_

2.2.1.191. 2226 (08B2) (RC2226): MQRC_Q_SERVICE_INTERVAL_HIGH

Explanation

No successful gets or puts have been detected within an interval that is greater than the limit specified in the *QServiceInterval* attribute.

Completion Code

MQCC_WARNING

Programmer response

None. This reason code is only used to identify the corresponding event message.

Parent topic: [Reason code list](#)

 This build: January 26, 2011 12:02:27

[Notices](#) | [Trademarks](#) | [Downloads](#) | [Library](#) | [Support](#) | [Feedback](#)

© Copyright IBM Corporation 1999, 2009. All Rights Reserved.

This topic's URL:
fm13940_

2.2.1.192. 2227 (08B3) (RC2227): MQRC_Q_SERVICE_INTERVAL_OK

Explanation

A successful get has been detected within an interval that is less than or equal to the limit specified in the *QServiceInterval* attribute.


Completion Code

MQCC_WARNING

Programmer response

None. This reason code is only used to identify the corresponding event message.

Parent topic: [Reason code list](#)

 This build: January 26, 2011 12:02:27

[Notices](#) | [Trademarks](#) | [Downloads](#) | [Library](#) | [Support](#) | [Feedback](#)

© Copyright IBM Corporation 1999, 2009. All Rights Reserved.

This topic's URL:
fm13950_

2.2.1.193. 2228 (08B4) (RC2228): MQRC_RFH_HEADER_FIELD_ERROR

Explanation

An expected RFH header field was not found or had an invalid value. If this error occurs in a WebSphere® MQ SOAP listener, the missing or erroneous field is either the *contentType* field or the *transportVersion* field or both.


Completion Code

MQCC_FAILED

Programmer response

If this error occurs in a WebSphere MQ SOAP listener, and you are using the IBM-supplied sender, contact your IBM® Support Center. If you are using a bespoke sender, check the associated error message, and that the RFH2 section of the SOAP/MQ request message contains all the mandatory fields, and that these fields have valid values.

Parent topic: [Reason code list](#)

 This build: January 26, 2011 12:02:27

[Notices](#) | [Trademarks](#) | [Downloads](#) | [Library](#) | [Support](#) | [Feedback](#)

© Copyright IBM Corporation 1999, 2009. All Rights Reserved.

This topic's URL:
fm13960_

2.2.1.194. 2229 (08B5) (RC2229): MQRC_RAS_PROPERTY_ERROR

Explanation

There is an error related to the RAS property file. The file may be missing, it may be not accessible, or the commands in the file may be incorrect.


Completion Code

MQCC_FAILED


Programmer response

Look at the associated error message, which will explain the error in detail. Correct the error and retry.

Parent topic: [Reason code list](#)

 This build: January 26, 2011 12:02:27

[Notices](#) | [Trademarks](#) | [Downloads](#) | [Library](#) | [Support](#) | [Feedback](#)

 Copyright IBM Corporation 1999, 2009. All Rights Reserved.

This topic's URL:

fm13970_

2.2.1.195. 2232 (08B8) (RC2232): MQRC_UNIT_OF_WORK_NOT_STARTED

Explanation

An MQGET, MQPUT or MQPUT1 call was issued to get or put a message within a unit of work, but no TM/MP transaction had been started. If MQGMO_NO_SYNCPOINT is not specified on MQGET, or MQPMO_NO_SYNCPOINT is not specified on MQPUT or MQPUT1 (the default), the call requires a unit of work.


Completion Code

MQCC_FAILED


Programmer response

Ensure a TM/MP transaction is available, or issue the MQGET call with the MQGMO_NO_SYNCPOINT option, or the MQPUT or MQPUT1 call with the MQPMO_NO_SYNCPOINT option, which will cause a transaction to be started automatically.

Parent topic: [Reason code list](#)

 This build: January 26, 2011 12:02:28

[Notices](#) | [Trademarks](#) | [Downloads](#) | [Library](#) | [Support](#) | [Feedback](#)

 Copyright IBM Corporation 1999, 2009. All Rights Reserved.

This topic's URL:

fm13980_

2.2.1.196. 2233 (08B9) (RC2233): MQRC_CHANNEL_AUTO_DEF_OK

Explanation

This condition is detected when the automatic definition of a channel is successful. The channel is defined by the MCA.

This reason code occurs in the following environments: AIX®, HP-UX, i5/OS®, Solaris, Windows, plus WebSphere® MQ clients connected to these systems.

Completion Code

MQCC_WARNING


Programmer response

None. This reason code is only used to identify the corresponding event message.

Parent topic: [Reason code list](#)

 This build: January 26, 2011 12:02:28

[Notices](#) | [Trademarks](#) | [Downloads](#) | [Library](#) | [Support](#) | [Feedback](#)

 Copyright IBM Corporation 1999, 2009. All Rights Reserved.

This topic's URL:

fm13990_

2.2.1.197. 2234 (08BA) (RC2234): MQRC_CHANNEL_AUTO_DEF_ERROR

Explanation

This condition is detected when the automatic definition of a channel fails; this may be because an error occurred during the definition process, or because the channel automatic-definition exit inhibited the definition. Additional information is returned in the event message indicating the reason for the failure.

This reason code occurs in the following environments: AIX®, HP-UX, i5/OS®, Solaris, Windows, plus WebSphere® MQ clients connected to these systems.


Completion Code

MQCC_WARNING

Programmer response

Examine the additional information returned in the event message to determine the reason for the failure.

Parent topic: [Reason code list](#)

 This build: January 26, 2011 12:02:28

[Notices](#) | [Trademarks](#) | [Downloads](#) | [Library](#) | [Support](#) | [Feedback](#)

© Copyright IBM Corporation 1999, 2009. All Rights Reserved.

This topic's URL:

fm14000_

2.2.1.198. 2235 (08BB) (RC2235): MQRC_CFH_ERROR

Explanation

An MQPUT or MQPUT1 call was issued, but the message data contains an MQCFH structure that is not valid.

This reason code occurs in the following environments: AIX®, HP-UX, z/OS®, i5/OS®, Solaris, Windows, plus WebSphere® MQ clients connected to these systems.


Completion Code

MQCC_FAILED

Programmer response

Check that the fields in the structure are set correctly.

Parent topic: [Reason code list](#)

 This build: January 26, 2011 12:02:28

[Notices](#) | [Trademarks](#) | [Downloads](#) | [Library](#) | [Support](#) | [Feedback](#)

© Copyright IBM Corporation 1999, 2009. All Rights Reserved.

This topic's URL:

fm14010_

2.2.1.199. 2236 (08BC) (RC2236): MQRC_CFIL_ERROR

Explanation

An MQPUT or MQPUT1 call was issued, but the message data contains an MQCFIL or MQRCFIL64 structure that is not valid.

This reason code occurs in the following environments: AIX®, HP-UX, i5/OS®, Solaris, Windows, plus WebSphere® MQ clients connected to these systems.


Completion Code

MQCC_FAILED

Programmer response

Check that the fields in the structure are set correctly.

Parent topic: [Reason code list](#)

 This build: January 26, 2011 12:02:28

[Notices](#) | [Trademarks](#) | [Downloads](#) | [Library](#) | [Support](#) | [Feedback](#)

© Copyright IBM Corporation 1999, 2009. All Rights Reserved.

This topic's URL:

fm14020_

2.2.1.200. 2237 (08BD) (RC2237): MQRC_CFIN_ERROR

Explanation

An MQPUT or MQPUT1 call was issued, but the message data contains an MQCFIN or MQCFIN64 structure that is not valid.

This reason code occurs in the following environments: AIX®, HP-UX, z/OS®, i5/OS®, Solaris, Windows, plus WebSphere® MQ clients connected to these systems.


Completion Code

MQCC_FAILED

Programmer response

Check that the fields in the structure are set correctly.

Parent topic: [Reason code list](#)

 This build: January 26, 2011 12:02:28

[Notices](#) | [Trademarks](#) | [Downloads](#) | [Library](#) | [Support](#) | [Feedback](#)

© Copyright IBM Corporation 1999, 2009. All Rights Reserved.

This topic's URL:

fm14030_

2.2.1.201. 2238 (08BE) (RC2238): MQRC_CFSL_ERROR

Explanation

An MQPUT or MQPUT1 call was issued, but the message data contains an MQCFSL structure that is not valid.

This reason code occurs in the following environments: AIX®, HP-UX, i5/OS®, Solaris, Windows, plus WebSphere® MQ clients connected to these systems.


Completion Code

MQCC_FAILED

Programmer response

Check that the fields in the structure are set correctly.

Parent topic: [Reason code list](#)

 This build: January 26, 2011 12:02:28

[Notices](#) | [Trademarks](#) | [Downloads](#) | [Library](#) | [Support](#) | [Feedback](#)

© Copyright IBM Corporation 1999, 2009. All Rights Reserved.

This topic's URL:

fm14040_

2.2.1.202. 2239 (08BF) (RC2239): MQRC_CFST_ERROR

Explanation

An MQPUT or MQPUT1 call was issued, but the message data contains an MQCFST structure that is not valid.

This reason code occurs in the following environments: AIX®, HP-UX, i5/OS®, Solaris, Windows, plus WebSphere® MQ clients connected to these systems.


Completion Code

MQCC_FAILED

Programmer response

Check that the fields in the structure are set correctly.

Parent topic: [Reason code list](#)

 This build: January 26, 2011 12:02:28

[Notices](#) | [Trademarks](#) | [Downloads](#) | [Library](#) | [Support](#) | [Feedback](#)

© Copyright IBM Corporation 1999, 2009. All Rights Reserved.

This topic's URL:

fm14050_

2.2.1.203. 2241 (08C1) (RC2241): MQRC_INCOMPLETE_GROUP

Explanation

An operation was attempted on a queue using a queue handle that had an incomplete message group. This reason code can arise in the following situations:

- On the MQPUT call, when the application specifies MQPMO_LOGICAL_ORDER and attempts to put a message that is not in a group. The completion code is MQCC_FAILED in this case.
- On the MQPUT call, when the application does *not* specify MQPMO_LOGICAL_ORDER, but the previous MQPUT call for the queue handle did specify MQPMO_LOGICAL_ORDER. The completion code is MQCC_WARNING in this case.
- On the MQGET call, when the application does *not* specify MQGMO_LOGICAL_ORDER, but the previous MQGET call for the queue handle did specify MQGMO_LOGICAL_ORDER. The completion code is MQCC_WARNING in this case.
- On the MQCLOSE call, when the application attempts to close the queue that has the incomplete message group. The completion code is MQCC_WARNING in this case.

If there is an incomplete logical message as well as an incomplete message group, reason code MQRC_INCOMPLETE_MSG is returned in preference to MQRC_INCOMPLETE_GROUP.

This reason code occurs in the following environments: AIX®, HP-UX, z/OS®, i5/OS®, Solaris, Windows, plus WebSphere® MQ clients connected to these systems.


Completion Code

MQCC_WARNING or MQCC_FAILED

Programmer response

If this reason code is expected, no corrective action is required. Otherwise, ensure that the MQPUT call for the last message in the group specifies MQMF_LAST_MSG_IN_GROUP.

Parent topic: [Reason code list](#)

 This build: January 26, 2011 12:02:28

[Notices](#) | [Trademarks](#) | [Downloads](#) | [Library](#) | [Support](#) | [Feedback](#)

© Copyright IBM Corporation 1999, 2009. All Rights Reserved.

This topic's URL:

fm14060_

2.2.1.204. 2242 (08C2) (RC2242): MQRC_INCOMPLETE_MSG

Explanation

An operation was attempted on a queue using a queue handle that had an incomplete logical message. This reason code can arise in the following situations:

- On the MQPUT call, when the application specifies MQPMO_LOGICAL_ORDER and attempts to put a message that is not a segment, or that has a setting for the MQMF_LAST_MSG_IN_GROUP flag that is different from the previous message. The completion code is MQCC_FAILED in this case.
- On the MQPUT call, when the application does *not* specify MQPMO_LOGICAL_ORDER, but the previous MQPUT call for the queue handle did specify MQPMO_LOGICAL_ORDER. The completion code is MQCC_WARNING in this case.
- On the MQGET call, when the application does *not* specify MQGMO_LOGICAL_ORDER, but the previous MQGET call for the queue handle did specify MQGMO_LOGICAL_ORDER. The completion code is MQCC_WARNING in this case.
- On the MQCLOSE call, when the application attempts to close the queue that has the incomplete logical message. The completion code is MQCC_WARNING in this case.

This reason code occurs in the following environments: AIX®, HP-UX, z/OS®, i5/OS®, Solaris, Windows, plus WebSphere® MQ clients connected to these systems.


Completion Code

MQCC_WARNING or MQCC_FAILED

Programmer response

If this reason code is expected, no corrective action is required. Otherwise, ensure that the MQPUT call for the last segment specifies MQMF_LAST_SEGMENT.

Parent topic: [Reason code list](#)

 This build: January 26, 2011 12:02:28

[Notices](#) | [Trademarks](#) | [Downloads](#) | [Library](#) | [Support](#) | [Feedback](#)

© Copyright IBM Corporation 1999, 2009. All Rights Reserved.

This topic's URL:

fm14070_

2.2.1.205. 2243 (08C3) (RC2243): MQRC_INCONSISTENT_CCSDS

Explanation

An MQGET call was issued specifying the MQGMO_COMPLETE_MSG option, but the message to be retrieved consists of two or more segments that have differing values for the *CodedCharSetId* field in MQMD. This can arise when the segments take different paths through the network, and some of those paths have MCA sender conversion enabled. The call succeeds with a completion code of MQCC_WARNING, but only the first few segments that have identical character-set identifiers are returned.

This reason code occurs in the following environments: AIX®, HP-UX, i5/OS®, Solaris, Windows, plus WebSphere® MQ clients connected to these systems.


Completion Code

MQCC_WARNING


Programmer response

Remove the MQGMO_COMPLETE_MSG option from the MQGET call and retrieve the remaining message segments one by one.

Parent topic: [Reason code list](#)

 This build: January 26, 2011 12:02:29

[Notices](#) | [Trademarks](#) | [Downloads](#) | [Library](#) | [Support](#) | [Feedback](#)

 Copyright IBM Corporation 1999, 2009. All Rights Reserved.

This topic's URL:

fm14080_

2.2.1.206. 2244 (08C4) (RC2244): MQRC_INCONSISTENT_ENCODINGS

Explanation

An MQGET call was issued specifying the MQGMO_COMPLETE_MSG option, but the message to be retrieved consists of two or more segments that have differing values for the *Encoding* field in MQMD. This can arise when the segments take different paths through the network, and some of those paths have MCA sender conversion enabled. The call succeeds with a completion code of MQCC_WARNING, but only the first few segments that have identical encodings are returned.

This reason code occurs in the following environments: AIX®, HP-UX, i5/OS®, Solaris, Windows, plus WebSphere® MQ clients connected to these systems.

Completion Code

MQCC_WARNING


Programmer response

Remove the MQGMO_COMPLETE_MSG option from the MQGET call and retrieve the remaining message segments one by one.

Parent topic: [Reason code list](#)

 This build: January 26, 2011 12:02:29

[Notices](#) | [Trademarks](#) | [Downloads](#) | [Library](#) | [Support](#) | [Feedback](#)

 Copyright IBM Corporation 1999, 2009. All Rights Reserved.

This topic's URL:

fm14090_

2.2.1.207. 2245 (08C5) (RC2245): MQRC_INCONSISTENT_UOW

Explanation

One of the following applies:

- An MQPUT call was issued to put a message in a group or a segment of a logical message, but the value specified or defaulted for the MQPMO_SYNCPOINT option is not consistent with the current group and segment information retained by the queue manager for the queue handle.
If the current call specifies MQPMO_LOGICAL_ORDER, the call fails. If the current call does not specify MQPMO_LOGICAL_ORDER, but the previous MQPUT call for the queue handle did, the call succeeds with completion code MQCC_WARNING.
- An MQGET call was issued to remove from the queue a message in a group or a segment of a logical message, but the value specified or defaulted for the MQGMO_SYNCPOINT option is not consistent with the current group and segment information retained by the queue manager for the queue handle.
If the current call specifies MQGMO_LOGICAL_ORDER, the call fails. If the current call does not specify MQGMO_LOGICAL_ORDER, but the previous MQGET call for the queue handle did, the call succeeds with completion code MQCC_WARNING.

This reason code occurs in the following environments: AIX®, HP-UX, z/OS®, i5/OS®, Solaris, Windows, plus WebSphere® MQ clients connected to these systems.


Completion Code

MQCC_WARNING or MQCC_FAILED

Programmer response

Modify the application to ensure that the same unit-of-work specification is used for all messages in the group, or all segments of the logical message.

Parent topic: [Reason code list](#)

 This build: January 26, 2011 12:02:29

[Notices](#) | [Trademarks](#) | [Downloads](#) | [Library](#) | [Support](#) | [Feedback](#)

© Copyright IBM Corporation 1999, 2009. All Rights Reserved.

This topic's URL:
fm14100_

2.2.1.208. 2246 (08C6) (RC2246): MQRC_INVALID_MSG_UNDER_CURSOR

Explanation

An MQGET call was issued specifying the MQGMO_COMPLETE_MSG option with either MQGMO_MSG_UNDER_CURSOR or MQGMO_BROWSE_MSG_UNDER_CURSOR, but the message that is under the cursor has an MQMD with an *Offset* field that is greater than zero. Because MQGMO_COMPLETE_MSG was specified, the message is not valid for retrieval.

This reason code occurs in the following environments: AIX®, HP-UX, i5/OS®, Solaris, Windows, plus WebSphere® MQ clients connected to these systems.


Completion Code

MQCC_FAILED

Programmer response

Reposition the browse cursor so that it is located on a message whose *Offset* field in MQMD is zero. Alternatively, remove the MQGMO_COMPLETE_MSG option.

Parent topic: [Reason code list](#)

 This build: January 26, 2011 12:02:29

[Notices](#) | [Trademarks](#) | [Downloads](#) | [Library](#) | [Support](#) | [Feedback](#)

© Copyright IBM Corporation 1999, 2009. All Rights Reserved.

This topic's URL:
fm14110_

2.2.1.209. 2247 (08C7) (RC2247): MQRC_MATCH_OPTIONS_ERROR

Explanation

An MQGET call was issued, but the value of the *MatchOptions* field in the *GetMsgOpts* parameter is not valid, for one of the following reasons:

- An undefined option is specified.
- All of the following are true:
 - MQGMO_LOGICAL_ORDER is specified.
 - There is a current message group or logical message for the queue handle.
 - Neither MQGMO_BROWSE_MSG_UNDER_CURSOR nor MQGMO_MSG_UNDER_CURSOR is specified.
 - One or more of the MQMO_* options is specified.
 - The values of the fields in the *MsgDesc* parameter corresponding to the MQMO_* options specified, differ from the values of those fields in the MQMD for the message to be returned next.
- On z/OS®, one or more of the options specified is not valid for the index type of the queue.

This reason code occurs in the following environments: AIX®, HP-UX, z/OS, i5/OS®, Solaris, Windows, plus WebSphere® MQ clients connected to these systems.


Completion Code

MQCC_FAILED


Programmer response

Ensure that only valid options are specified for the field.

Parent topic: [Reason code list](#)

 This build: January 26, 2011 12:02:29

[Notices](#) | [Trademarks](#) | [Downloads](#) | [Library](#) | [Support](#) | [Feedback](#)

 Copyright IBM Corporation 1999, 2009. All Rights Reserved.

This topic's URL:

fm14120_

2.2.1.210. 2248 (08C8) (RC2248): MQRC_MDE_ERROR

Explanation

An MQPUT or MQPUT1 call was issued, but the message data contains an MQMDE structure that is not valid. Possible errors include the following:

- The *StrucId* field is not MQMDE_STRUC_ID.
- The *Version* field is not MQMDE_VERSION_2.
- The *StrucLength* field is not MQMDE_LENGTH_2.
- The *CodedCharSetId* field is zero, or a negative value that is not valid.
- The *BufferLength* parameter of the call has a value that is too small to accommodate the structure (the structure extends beyond the end of the message).

This reason code occurs in the following environments: AIX®, HP-UX, z/OS®, i5/OS®, Solaris, Windows, plus WebSphere® MQ clients connected to these systems.


Completion Code

MQCC_FAILED


Programmer response

Check that the fields in the structure are set correctly. Ensure that the application sets the *CodedCharSetId* field to a valid value (note: MQCCSI_DEFAULT, MQCCSI_EMBEDDED, MQCCSI_Q_MGR, and MQCCSI_UNDEFINED are *not* valid in this field).

Parent topic: [Reason code list](#)

 This build: January 26, 2011 12:02:29

[Notices](#) | [Trademarks](#) | [Downloads](#) | [Library](#) | [Support](#) | [Feedback](#)

 Copyright IBM Corporation 1999, 2009. All Rights Reserved.

This topic's URL:

fm14130_

2.2.1.211. 2249 (08C9) (RC2249): MQRC_MSG_FLAGS_ERROR

Explanation

An MQPUT or MQPUT1 call was issued, but the *MsgFlags* field in the message descriptor MQMD contains one or more message flags that are not recognized by the local queue manager. The message flags that cause this reason code to be returned depend on the destination of the message; see the description of REPORT in the [WebSphere MQ Application Programming Reference](#) for more details.

This reason code can also occur in the *Feedback* field in the MQMD of a report message, or in the *Reason* field in the MQDLH structure of a message on the dead-letter queue; in both cases it indicates that the destination queue manager does not support one or more of the message flags specified by the sender of the message.

This reason code occurs in the following environments: AIX®, HP-UX, z/OS®, i5/OS®, Solaris, Windows, plus WebSphere® MQ clients connected to these systems.

Completion Code


MQCC_FAILED

Programmer response

Do the following:

- Ensure that the *MsgFlags* field in the message descriptor is initialized with a value when the message descriptor is declared, or is assigned a value prior to the MQPUT or MQPUT1 call. Specify MQMF_NONE if no message flags are needed.
- Ensure that the message flags specified are valid; see the *MsgFlags* field described in the description of MQMD in the [WebSphere MQ Application Programming Reference](#) for valid message flags.
- If multiple message flags are being set by adding the individual message flags together, ensure that the same message flag is not added twice.
- On z/OS, ensure that the message flags specified are valid for the index type of the queue; see the description of the *MsgFlags* field in MQMD for further details.

Parent topic: [Reason code list](#)

 This build: January 26, 2011 12:02:29

[Notices](#) | [Trademarks](#) | [Downloads](#) | [Library](#) | [Support](#) | [Feedback](#)

© Copyright IBM Corporation 1999, 2009. All Rights Reserved.

This topic's URL:
fm14140_

2.2.1.212. 2250 (08CA) (RC2250): MQRC_MSG_SEQ_NUMBER_ERROR

Explanation

An MQGET, MQPUT, or MQPUT1 call was issued, but the value of the *MsgSeqNumber* field in the MQMD or MQMDE structure is less than one or greater than 999 999 999.

This error can also occur on the MQPUT call if the *MsgSeqNumber* field would have become greater than 999 999 999 as a result of the call.

This reason code occurs in the following environments: AIX®, HP-UX, z/OS®, i5/OS®, Solaris, Windows, plus WebSphere® MQ clients connected to these systems.

Completion Code

MQCC_FAILED

Programmer response

Specify a value in the range 1 through 999 999 999. Do not attempt to create a message group containing more than 999 999 999 messages.

Parent topic: [Reason code list](#)

 This build: January 26, 2011 12:02:29

[Notices](#) | [Trademarks](#) | [Downloads](#) | [Library](#) | [Support](#) | [Feedback](#)

© Copyright IBM Corporation 1999, 2009. All Rights Reserved.

This topic's URL:
fm14150_

2.2.1.213. 2251 (08CB) (RC2251): MQRC_OFFSET_ERROR

Explanation

An MQPUT or MQPUT1 call was issued, but the value of the *Offset* field in the MQMD or MQMDE structure is less than zero or greater than 999 999 999.

This error can also occur on the MQPUT call if the *Offset* field would have become greater than 999 999 999 as a result of the call.

This reason code occurs in the following environments: AIX®, HP-UX, z/OS®, i5/OS®, Solaris, Windows, plus WebSphere® MQ clients connected to these systems.


Completion Code

MQCC_FAILED

Programmer response

Specify a value in the range 0 through 999 999 999. Do not attempt to create a message segment that would extend beyond an offset of 999 999 999.

Parent topic: [Reason code list](#)

 This build: January 26, 2011 12:02:30

[Notices](#) | [Trademarks](#) | [Downloads](#) | [Library](#) | [Support](#) | [Feedback](#)

© Copyright IBM Corporation 1999, 2009. All Rights Reserved.

This topic's URL:

fm14160_

2.2.1.214. 2252 (08CC) (RC2252): MQRC_ORIGINAL_LENGTH_ERROR

Explanation

An MQPUT or MQPUT1 call was issued to put a report message that is a segment, but the *OriginalLength* field in the MQMD or MQMDE structure is either:

- Less than the length of data in the message, or
- Less than one (for a segment that is not the last segment), or
- Less than zero (for a segment that is the last segment)

This reason code occurs in the following environments: AIX®, HP-UX, z/OS®, i5/OS®, Solaris, Windows, plus WebSphere® MQ clients connected to these systems.


Completion Code

MQCC_FAILED

Programmer response

Specify a value that is greater than zero. Zero is valid only for the last segment.

Parent topic: [Reason code list](#)

 This build: January 26, 2011 12:02:30

[Notices](#) | [Trademarks](#) | [Downloads](#) | [Library](#) | [Support](#) | [Feedback](#)

© Copyright IBM Corporation 1999, 2009. All Rights Reserved.

This topic's URL:

fm14170_

2.2.1.215. 2253 (08CD) (RC2253): MQRC_SEGMENT_LENGTH_ZERO

Explanation

An MQPUT or MQPUT1 call was issued to put the first or an intermediate segment of a logical message, but the length of the application message data in the segment (excluding any MQ headers that may be present) is zero. The length must be at least one for the first or intermediate segment.

This reason code occurs in the following environments: AIX®, HP-UX, i5/OS®, Solaris, Windows, plus WebSphere® MQ clients connected to these systems.

Completion Code


MQCC_FAILED

Programmer response


Check the application logic to ensure that segments are put with a length of one or greater. Only the last segment

of a logical message is permitted to have a length of zero.

Parent topic: [Reason code list](#)

 This build: January 26, 2011 12:02:30

[Notices](#) | [Trademarks](#) | [Downloads](#) | [Library](#) | [Support](#) | [Feedback](#)

 Copyright IBM Corporation 1999, 2009. All Rights Reserved.

This topic's URL:

fm14180_

2.2.1.216. 2255 (08CF) (RC2255): MQRC_UOW_NOT_AVAILABLE

Explanation

An MQGET, MQPUT, or MQPUT1 call was issued to get or put a message outside a unit of work, but the options specified on the call required the queue manager to process the call within a unit of work. Because there is already a user-defined unit of work in existence, the queue manager was unable to create a temporary unit of work for the duration of the call.

This reason occurs in the following circumstances:

- On an MQGET call, when the MQGMO_COMPLETE_MSG option is specified in MQGMO and the logical message to be retrieved is persistent and consists of two or more segments.
- On an MQPUT or MQPUT1 call, when the MQMF_SEGMENTATION_ALLOWED flag is specified in MQMD and the message requires segmentation.

This reason code occurs in the following environments: AIX®, HP-UX, i5/OS®, Solaris, Windows, plus WebSphere® MQ clients connected to these systems.


Completion Code

MQCC_FAILED


Programmer response

Issue the MQGET, MQPUT, or MQPUT1 call inside the user-defined unit of work. Alternatively, for the MQPUT or MQPUT1 call, reduce the size of the message so that it does not require segmentation by the queue manager.

Parent topic: [Reason code list](#)

 This build: January 26, 2011 12:02:30

[Notices](#) | [Trademarks](#) | [Downloads](#) | [Library](#) | [Support](#) | [Feedback](#)

 Copyright IBM Corporation 1999, 2009. All Rights Reserved.

This topic's URL:

fm14190_

2.2.1.217. 2256 (08D0) (RC2256): MQRC_WRONG_GMO_VERSION

Explanation

An MQGET call was issued specifying options that required an MQGMO with a version number not less than MQGMO_VERSION_2, but the MQGMO supplied did not satisfy this condition.

This reason code occurs in the following environments: AIX®, HP-UX, z/OS®, i5/OS®, Solaris, Windows, plus WebSphere® MQ clients connected to these systems.


Completion Code

MQCC_FAILED

Programmer response

Modify the application to pass a version-2 MQGMO. Check the application logic to ensure that the *Version* field in MQGMO has been set to MQGMO_VERSION_2. Alternatively, remove the option that requires the version-2 MQGMO.

Parent topic: [Reason code list](#)

 This build: January 26, 2011 12:02:30

[Notices](#) | [Trademarks](#) | [Downloads](#) | [Library](#) | [Support](#) | [Feedback](#)

© Copyright IBM Corporation 1999, 2009. All Rights Reserved.

This topic's URL:

fm14200_

2.2.1.218. 2257 (08D1) (RC2257): MQRC_WRONG_MD_VERSION

Explanation

An MQGET, MQPUT, or MQPUT1 call was issued specifying options that required an MQMD with a version number not less than MQMD_VERSION_2, but the MQMD supplied did not satisfy this condition.

This reason code occurs in the following environments: AIX®, HP-UX, z/OS®, i5/OS®, Solaris, Windows, plus WebSphere® MQ clients connected to these systems.


Completion Code

MQCC_FAILED

Programmer response

Modify the application to pass a version-2 MQMD. Check the application logic to ensure that the *Version* field in MQMD has been set to MQMD_VERSION_2. Alternatively, remove the option that requires the version-2 MQMD.

Parent topic: [Reason code list](#)

 This build: January 26, 2011 12:02:30

[Notices](#) | [Trademarks](#) | [Downloads](#) | [Library](#) | [Support](#) | [Feedback](#)

© Copyright IBM Corporation 1999, 2009. All Rights Reserved.

This topic's URL:

fm14210_

2.2.1.219. 2258 (08D2) (RC2258): MQRC_GROUP_ID_ERROR

Explanation

An MQPUT or MQPUT1 call was issued to put a distribution-list message that is also a message in a group, a message segment, or has segmentation allowed, but an invalid combination of options and values was specified. All of the following are true:

- MQPMO_LOGICAL_ORDER is not specified in the *Options* field in MQPMO.
- Either there are too few MQPMR records provided by MQPMO, or the *GroupId* field is not present in the MQPMR records.
- One or more of the following flags is specified in the *MsgFlags* field in MQMD or MQMDE:
 - MQMF_SEGMENTATION_ALLOWED
 - MQMF_*_MSG_IN_GROUP
 - MQMF_*_SEGMENT
- The *GroupId* field in MQMD or MQMDE is not MQGI_NONE.

This combination of options and values would result in the same group identifier being used for all of the destinations in the distribution list; this is not permitted by the queue manager.

This reason code occurs in the following environments: AIX®, HP-UX, i5/OS®, Solaris, Windows, plus WebSphere® MQ clients connected to these systems.

Completion Code


MQCC_FAILED

Programmer response

Specify MQGI_NONE for the *GroupId* field in MQMD or MQMDE. Alternatively, if the call is MQPUT specify

MQPMO_LOGICAL_ORDER in the *Options* field in MQPMO.

Parent topic: [Reason code list](#)

 This build: January 26, 2011 12:02:30

[Notices](#) | [Trademarks](#) | [Downloads](#) | [Library](#) | [Support](#) | [Feedback](#)

© Copyright IBM Corporation 1999, 2009. All Rights Reserved.

This topic's URL:

fm14220_

2.2.1.220. 2259 (08D3) (RC2259): MQRC_INCONSISTENT_BROWSE

Explanation

An MQGET call was issued with the MQGMO_BROWSE_NEXT option specified, but the specification of the MQGMO_LOGICAL_ORDER option for the call is different from the specification of that option for the previous call for the queue handle. Either both calls must specify MQGMO_LOGICAL_ORDER, or neither call must specify MQGMO_LOGICAL_ORDER.

This reason code occurs in the following environments: AIX®, HP-UX, i5/OS®, Solaris, Windows, plus WebSphere® MQ clients connected to these systems.


Completion Code

MQCC_FAILED

Programmer response

Add or remove the MQGMO_LOGICAL_ORDER option as appropriate. Alternatively, to switch between logical order and physical order, specify the MQGMO_BROWSE_FIRST option to restart the scan from the beginning of the queue, omitting or specifying MQGMO_LOGICAL_ORDER as required.

Parent topic: [Reason code list](#)

 This build: January 26, 2011 12:02:30

[Notices](#) | [Trademarks](#) | [Downloads](#) | [Library](#) | [Support](#) | [Feedback](#)

© Copyright IBM Corporation 1999, 2009. All Rights Reserved.

This topic's URL:

fm14230_

2.2.1.221. 2260 (08D4) (RC2260): MQRC_XQH_ERROR

Explanation

An MQPUT or MQPUT1 call was issued, but the message data contains an MQXQH structure that is not valid. Possible errors include the following:

- The *StrucId* field is not MQXQH_STRUC_ID.
- The *Version* field is not MQXQH_VERSION_1.
- The *BufferLength* parameter of the call has a value that is too small to accommodate the structure (the structure extends beyond the end of the message).

This reason code occurs in the following environments: AIX®, HP-UX, z/OS®, i5/OS®, Solaris, Windows, plus WebSphere® MQ clients connected to these systems.

Completion Code

MQCC_FAILED

Programmer response

Check that the fields in the structure are set correctly.

Parent topic: [Reason code list](#)

 This build: January 26, 2011 12:02:30

[Notices](#) | [Trademarks](#) | [Downloads](#) | [Library](#) | [Support](#) | [Feedback](#)

© Copyright IBM Corporation 1999, 2009. All Rights Reserved.
This topic's URL:
fm14240_

2.2.1.222. 2261 (08D5) (RC2261): MQRC_SRC_ENV_ERROR

Explanation

This reason occurs when a channel exit that processes reference messages detects an error in the source environment data of a reference message header (MQRMH). One of the following is true:

- *SrcEnvLength* is less than zero.
- *SrcEnvLength* is greater than zero, but there is no source environment data.
- *SrcEnvLength* is greater than zero, but *SrcEnvOffset* is negative, zero, or less than the length of the fixed part of MQRMH.
- *SrcEnvLength* is greater than zero, but *SrcEnvOffset* plus *SrcEnvLength* is greater than *StrucLength*.

The exit returns this reason in the *Feedback* field of the MQCXP structure. If an exception report is requested, it is copied to the *Feedback* field of the MQMD associated with the report.

This reason code occurs in the following environments: AIX®, HP-UX, i5/OS®, Solaris, Windows, plus WebSphere® MQ clients connected to these systems.


Completion Code

MQCC_FAILED

Programmer response

Specify the source environment data correctly.

Parent topic: [Reason code list](#)

 This build: January 26, 2011 12:02:30

[Notices](#) | [Trademarks](#) | [Downloads](#) | [Library](#) | [Support](#) | [Feedback](#)

© Copyright IBM Corporation 1999, 2009. All Rights Reserved.
This topic's URL:
fm14250_

2.2.1.223. 2262 (08D6) (RC2262): MQRC_SRC_NAME_ERROR

Explanation

This reason occurs when a channel exit that processes reference messages detects an error in the source name data of a reference message header (MQRMH). One of the following is true:

- *SrcNameLength* is less than zero.
- *SrcNameLength* is greater than zero, but there is no source name data.
- *SrcNameLength* is greater than zero, but *SrcNameOffset* is negative, zero, or less than the length of the fixed part of MQRMH.
- *SrcNameLength* is greater than zero, but *SrcNameOffset* plus *SrcNameLength* is greater than *StrucLength*.

The exit returns this reason in the *Feedback* field of the MQCXP structure. If an exception report is requested, it is copied to the *Feedback* field of the MQMD associated with the report.

This reason code occurs in the following environments: AIX®, HP-UX, i5/OS®, Solaris, Windows, plus WebSphere® MQ clients connected to these systems.


Completion Code

MQCC_FAILED

Programmer response

Specify the source name data correctly.

Parent topic: [Reason code list](#)

 This build: January 26, 2011 12:02:31

[Notices](#) | [Trademarks](#) | [Downloads](#) | [Library](#) | [Support](#) | [Feedback](#)

© Copyright IBM Corporation 1999, 2009. All Rights Reserved.

This topic's URL:

fm14260_

2.2.1.224. 2263 (08D7) (RC2263): MQRC_DEST_ENV_ERROR

Explanation

This reason occurs when a channel exit that processes reference messages detects an error in the destination environment data of a reference message header (MQRMH). One of the following is true:

- *DestEnvLength* is less than zero.
- *DestEnvLength* is greater than zero, but there is no destination environment data.
- *DestEnvLength* is greater than zero, but *DestEnvOffset* is negative, zero, or less than the length of the fixed part of MQRMH.
- *DestEnvLength* is greater than zero, but *DestEnvOffset* plus *DestEnvLength* is greater than *StrucLength*.

The exit returns this reason in the *Feedback* field of the MQCXP structure. If an exception report is requested, it is copied to the *Feedback* field of the MQMD associated with the report.

This reason code occurs in the following environments: AIX®, HP-UX, i5/OS®, Solaris, Windows, plus WebSphere® MQ clients connected to these systems.


Completion Code

MQCC_FAILED

Programmer response

Specify the destination environment data correctly.

Parent topic: [Reason code list](#)

 This build: January 26, 2011 12:02:31

[Notices](#) | [Trademarks](#) | [Downloads](#) | [Library](#) | [Support](#) | [Feedback](#)

© Copyright IBM Corporation 1999, 2009. All Rights Reserved.

This topic's URL:

fm14270_

2.2.1.225. 2264 (08D8) (RC2264): MQRC_DEST_NAME_ERROR

Explanation

This reason occurs when a channel exit that processes reference messages detects an error in the destination name data of a reference message header (MQRMH). One of the following is true:

- *DestNameLength* is less than zero.
- *DestNameLength* is greater than zero, but there is no destination name data.
- *DestNameLength* is greater than zero, but *DestNameOffset* is negative, zero, or less than the length of the fixed part of MQRMH.
- *DestNameLength* is greater than zero, but *DestNameOffset* plus *DestNameLength* is greater than *StrucLength*.

The exit returns this reason in the *Feedback* field of the MQCXP structure. If an exception report is requested, it is copied to the *Feedback* field of the MQMD associated with the report.

This reason code occurs in the following environments: AIX®, HP-UX, i5/OS®, Solaris, Windows, plus WebSphere® MQ clients connected to these systems.


Completion Code

MQCC_FAILED

Programmer response

Specify the destination name data correctly.

Parent topic: [Reason code list](#)

 This build: January 26, 2011 12:02:31

[Notices](#) | [Trademarks](#) | [Downloads](#) | [Library](#) | [Support](#) | [Feedback](#)

© Copyright IBM Corporation 1999, 2009. All Rights Reserved.

This topic's URL:

fm14280_

2.2.1.226. 2265 (08D9) (RC2265): MQRC_TM_ERROR

Explanation

An MQPUT or MQPUT1 call was issued, but the message data contains an MQTM structure that is not valid. Possible errors include the following:

- The *StrucId* field is not MQTM_STRUC_ID.
- The *Version* field is not MQTM_VERSION_1.
- The *BufferLength* parameter of the call has a value that is too small to accommodate the structure (the structure extends beyond the end of the message).

This reason code occurs in the following environments: AIX®, HP-UX, z/OS®, i5/OS®, Solaris, Windows, plus WebSphere® MQ clients connected to these systems.


Completion Code

MQCC_FAILED

Programmer response

Check that the fields in the structure are set correctly.

Parent topic: [Reason code list](#)

 This build: January 26, 2011 12:02:31

[Notices](#) | [Trademarks](#) | [Downloads](#) | [Library](#) | [Support](#) | [Feedback](#)

© Copyright IBM Corporation 1999, 2009. All Rights Reserved.

This topic's URL:

fm14290_

2.2.1.227. 2266 (08DA) (RC2266): MQRC_CLUSTER_EXIT_ERROR

Explanation

An MQOPEN, MQPUT, or MQPUT1 call was issued to open or put a message on a cluster queue, but the cluster workload exit defined by the queue-manager's *ClusterWorkloadExit* attribute failed unexpectedly or did not respond in time. Subsequent MQOPEN, MQPUT, and MQPUT1 calls for this queue handle are processed as though the *ClusterWorkloadExit* attribute were blank.

- On z/OS®, a message giving more information about the error is written to the system log, for example message CSQV455E or CSQV456E.

This reason code occurs in the following environments: AIX®, HP-UX, z/OS, i5/OS®, Solaris, Windows, plus WebSphere® MQ clients connected to these systems.


Completion Code

MQCC_FAILED

Programmer response

Check the cluster workload exit to ensure that it has been written correctly.

Parent topic: [Reason code list](#)

 This build: January 26, 2011 12:02:31

[Notices](#) | [Trademarks](#) | [Downloads](#) | [Library](#) | [Support](#) | [Feedback](#)

© Copyright IBM Corporation 1999, 2009. All Rights Reserved.

This topic's URL:

fm14300_

2.2.1.228. 2267 (08DB) (RC2267): MQRC_CLUSTER_EXIT_LOAD_ERROR

Explanation

An MQCONN or MQCONNX call was issued to connect to a queue manager, but the queue manager was unable to load the cluster workload exit. Execution continues without the cluster workload exit.

- On z/OS®, if the cluster workload exit cannot be loaded, a message is written to the system log, for example message CSQV453I. Processing continues as though the *ClusterWorkloadExit* attribute had been blank.

This reason code occurs in the following environments: AIX®, HP-UX, i5/OS®, Solaris, Windows, plus WebSphere® MQ clients connected to these systems.


Completion Code

MQCC_WARNING

Programmer response

Ensure that the queue-manager's *ClusterWorkloadExit* attribute has the correct value, and that the exit has been installed into the correct location.

Parent topic: [Reason code list](#)

 This build: January 26, 2011 12:02:31

[Notices](#) | [Trademarks](#) | [Downloads](#) | [Library](#) | [Support](#) | [Feedback](#)

© Copyright IBM Corporation 1999, 2009. All Rights Reserved.

This topic's URL:

fm14310_

2.2.1.229. 2268 (08DC) (RC2268): MQRC_CLUSTER_PUT_INHIBITED

Explanation

An MQOPEN call with the MQOO_OUTPUT and MQOO_BIND_ON_OPEN options in effect was issued for a cluster queue, but the call failed because all of the following are true:

- All instances of the cluster queue are currently put-inhibited (that is, all of the queue instances have the *InhibitPut* attribute set to MQQA_PUT_INHIBITED).
- There is no local instance of the queue. (If there is a local instance, the MQOPEN call succeeds, even if the local instance is put-inhibited.)
- There is no cluster workload exit for the queue, or there is a cluster workload exit but it did not choose a queue instance. (If the cluster workload exit does choose a queue instance, the MQOPEN call succeeds, even if that instance is put-inhibited.)

If the MQOO_BIND_NOT_FIXED option is specified on the MQOPEN call, the call can succeed even if all of the queues in the cluster are put-inhibited. However, a subsequent MQPUT call may fail if all of the queues are still put-inhibited at the time of the MQPUT call.

This reason code occurs in the following environments: AIX®, HP-UX, z/OS®, i5/OS®, Solaris, Windows, plus WebSphere® MQ clients connected to these systems.


Completion Code

MQCC_FAILED

Programmer response

If the system design allows put requests to be inhibited for short periods, retry the operation later. If the problem persists, determine why all of the queues in the cluster are put-inhibited.

Parent topic: [Reason code list](#)

 This build: January 26, 2011 12:02:31

[Notices](#) | [Trademarks](#) | [Downloads](#) | [Library](#) | [Support](#) | [Feedback](#)

© Copyright IBM Corporation 1999, 2009. All Rights Reserved.

This topic's URL:

fm14320_

2.2.1.230. 2269 (08DD) (RC2269): MQRC_CLUSTER_RESOURCE_ERROR

Explanation

An MQOPEN, MQPUT, or MQPUT1 call was issued for a cluster queue, but an error occurred whilst trying to use a resource required for clustering.

This reason code occurs in the following environments: AIX®, HP-UX, z/OS®, i5/OS®, Solaris, Windows, plus WebSphere® MQ clients connected to these systems.

Completion Code


MQCC_FAILED

Programmer response

Do the following:

- Check that the SYSTEM.CLUSTER.* queues are not put inhibited or full.
- Check the event queues for any events relating to the SYSTEM.CLUSTER.* queues, as these may give guidance as to the nature of the failure.
- Check that the repository queue manager is available.
- On z/OS, check the console for signs of the failure, such as full page sets.

Parent topic: [Reason code list](#)

 This build: January 26, 2011 12:02:32

[Notices](#) | [Trademarks](#) | [Downloads](#) | [Library](#) | [Support](#) | [Feedback](#)

© Copyright IBM Corporation 1999, 2009. All Rights Reserved.

This topic's URL:

fm14330_

2.2.1.231. 2270 (08DE) (RC2270): MQRC_NO_DESTINATIONS_AVAILABLE

Explanation

An MQPUT or MQPUT1 call was issued to put a message on a cluster queue, but at the time of the call there were no longer any instances of the queue in the cluster. The message therefore could not be sent.

This situation can occur when MQOO_BIND_NOT_FIXED is specified on the MQOPEN call that opens the queue, or MQPUT1 is used to put the message.

This reason code occurs in the following environments: AIX®, HP-UX, z/OS®, i5/OS®, Solaris, Windows, plus WebSphere® MQ clients connected to these systems.


Completion Code

MQCC_FAILED

Programmer response

Check the queue definition and queue status to determine why all instances of the queue were removed from the cluster. Correct the problem and rerun the application.

Parent topic: [Reason code list](#)

 This build: January 26, 2011 12:02:32

[Notices](#) | [Trademarks](#) | [Downloads](#) | [Library](#) | [Support](#) | [Feedback](#)

© Copyright IBM Corporation 1999, 2009. All Rights Reserved.

This topic's URL:

fm14340_

2.2.1.232. 2271 (08DF) (RC2271): MQRC_CONN_TAG_IN_USE

Explanation

An MQCONN call was issued specifying one of the MQCNO_*_CONN_TAG_* options, but the call failed because the connection tag specified by *ConnTag* in MQCNO is in use by an active process or thread, or there is an unresolved unit of work that references this connection tag.

This reason code occurs only on z/OS®.


Completion Code

MQCC_FAILED

Programmer response

The problem is likely to be transitory. The application should wait a short while and then retry the operation.

Parent topic: [Reason code list](#)

 This build: January 26, 2011 12:02:32

[Notices](#) | [Trademarks](#) | [Downloads](#) | [Library](#) | [Support](#) | [Feedback](#)

© Copyright IBM Corporation 1999, 2009. All Rights Reserved.

This topic's URL:

fm14350_

2.2.1.233. 2272 (08E0) (RC2272): MQRC_PARTIALLY_CONVERTED

Explanation

On an MQGET call with the MQGMO_CONVERT option included in the *GetMsgOpts* parameter, one or more MQ header structures in the message data could not be converted to the specified target character set or encoding. In this situation, the MQ header structures are converted to the queue-manager's character set and encoding, and the application data in the message is converted to the target character set and encoding. On return from the call, the values returned in the various *CodedCharSetId* and *Encoding* fields in the *MsgDesc* parameter and MQ header structures indicate the character set and encoding that apply to each part of the message. The call completes with MQCC_WARNING.

This reason code usually occurs when the specified target character set is one that causes the character strings in the MQ header structures to expand beyond the lengths of their fields. Unicode character set UCS-2 is an example of a character set that causes this to happen.

Completion Code


MQCC_FAILED

Programmer response

If this is an expected situation, no corrective action is required.

If this is an unexpected situation, check that the MQ header structures contain valid data. If they do, specify as the target character set a character set that does not cause the strings to expand.

Parent topic: [Reason code list](#)

 This build: January 26, 2011 12:02:32

[Notices](#) | [Trademarks](#) | [Downloads](#) | [Library](#) | [Support](#) | [Feedback](#)

© Copyright IBM Corporation 1999, 2009. All Rights Reserved.

This topic's URL:

fm14360_

2.2.1.234. 2273 (08E1) (RC2273): MQRC_CONNECTION_ERROR

Explanation

An MQCONN or MQCONNX call failed for one of the following reasons:

- The installation and customization options chosen for WebSphere® MQ do not allow connection by the type of application being used.
- The system parameter module is not at the same release level as the queue manager.
- The channel initiator is not at the same release level as the queue manager.
- An internal error was detected by the queue manager.

Completion Code


MQCC_FAILED

Programmer response

None, if the installation and customization options chosen for WebSphere MQ do not allow all functions to be used.

Otherwise, if this occurs while starting the channel initiator, ensure that the queue manager and the channel initiator are both at the same release level and that their started task JCL procedures both specify the same level of WebSphere MQ program libraries; if this occurs while starting the queue manager, relinkedit the system parameter module (CSQZPARM) to ensure that it is at the correct level. If the problem persists, contact your IBM® support center.

Parent topic: [Reason code list](#)

 This build: January 26, 2011 12:02:32

[Notices](#) | [Trademarks](#) | [Downloads](#) | [Library](#) | [Support](#) | [Feedback](#)

© Copyright IBM Corporation 1999, 2009. All Rights Reserved.

This topic's URL:

fm14370_

2.2.1.235. 2274 (08E2) (RC2274): MQRC_OPTION_ENVIRONMENT_ERROR

Explanation

An MQGET call with the MQGMO_MARK_SKIP_BACKOUT option specified was issued from a DB2® Stored Procedure. The call failed because the MQGMO_MARK_SKIP_BACKOUT option cannot be used from a DB2 Stored Procedure.

This reason code occurs only on z/OS®.


Completion Code

MQCC_FAILED


Programmer response

Remove the MQGMO_MARK_SKIP_BACKOUT option from the MQGET call.

Parent topic: [Reason code list](#)

 This build: January 26, 2011 12:02:32

[Notices](#) | [Trademarks](#) | [Downloads](#) | [Library](#) | [Support](#) | [Feedback](#)

 Copyright IBM Corporation 1999, 2009. All Rights Reserved.

This topic's URL:

fm14380_

2.2.1.236. 2277 (08E5) (RC2277): MQRC_CD_ERROR

Explanation

An MQCONN call was issued to connect to a queue manager, but the MQCD channel definition structure addressed by the *ClientConnOffset* or *ClientConnPtr* field in MQCNO contains data that is not valid. Consult the error log for more information about the nature of the error.

This reason code occurs in the following environments: AIX®, HP-UX, i5/OS®, Solaris, Windows, plus WebSphere® MQ clients connected to these systems.


Completion Code

MQCC_FAILED


Programmer response

Ensure that input fields in the MQCD structure are set correctly.

Parent topic: [Reason code list](#)

 This build: January 26, 2011 12:02:32

[Notices](#) | [Trademarks](#) | [Downloads](#) | [Library](#) | [Support](#) | [Feedback](#)

 Copyright IBM Corporation 1999, 2009. All Rights Reserved.

This topic's URL:

fm14390_

2.2.1.237. 2278 (08E6) (RC2278): MQRC_CLIENT_CONN_ERROR

Explanation

An MQCONN call was issued to connect to a queue manager, but the MQCD channel definition structure is not specified correctly. One of the following applies:

- *ClientConnOffset* is not zero and *ClientConnPtr* is not zero and not the null pointer.
- *ClientConnPtr* is not a valid pointer.
- *ClientConnPtr* or *ClientConnOffset* points to storage that is not accessible.

This reason code occurs in the following environments: AIX®, HP-UX, i5/OS®, Solaris, Windows, plus WebSphere® MQ clients connected to these systems. It also occurs in Java applications when a client channel definition table is specified to determine the name of the channel, but the table itself cannot be found.

Completion Code

MQCC_FAILED

Programmer response

Ensure that at least one of *ClientConnOffset* and *ClientConnPtr* is zero. Ensure that the field used points to accessible storage. Ensure that the URL of the client channel definition table is correct.

Parent topic: [Reason code list](#)

 This build: January 26, 2011 12:02:32

[Notices](#) | [Trademarks](#) | [Downloads](#) | [Library](#) | [Support](#) | [Feedback](#)

© Copyright IBM Corporation 1999, 2009. All Rights Reserved.

This topic's URL:

fm14400_

2.2.1.238. 2279 (08E7) (RC2279): MQRC_CHANNEL_STOPPED_BY_USER

Explanation

This condition is detected when the channel has been stopped by an operator. The reason qualifier identifies the reasons for stopping.


Completion Code

MQCC_WARNING

Programmer response

None. This reason code is only used to identify the corresponding event message.

Parent topic: [Reason code list](#)

 This build: January 26, 2011 12:02:32

[Notices](#) | [Trademarks](#) | [Downloads](#) | [Library](#) | [Support](#) | [Feedback](#)

© Copyright IBM Corporation 1999, 2009. All Rights Reserved.

This topic's URL:

fm14410_

2.2.1.239. 2280 (08E8) (RC2280): MQRC_HCONFIG_ERROR

Explanation

The configuration handle *Hconfig* specified on the MQXEP call or MQZEP call is not valid. The MQXEP call is issued by an API exit function; the MQZEP call is issued by an installable service.

- On z/OS®, this reason code does not occur.

Completion Code

MQCC_FAILED

Programmer response

Specify the configuration handle that was provided by the queue manager:

- On the MQXEP call, use the handle passed in the *Hconfig* field of the MQAXP structure.
- On the MQZEP call, use the handle passed to the installable service's configuration function on the component initialization call. See the [WebSphere MQ System Administration Guide](#) book for information about installable services.

Parent topic: [Reason code list](#)

 This build: January 26, 2011 12:02:32

[Notices](#) | [Trademarks](#) | [Downloads](#) | [Library](#) | [Support](#) | [Feedback](#)

© Copyright IBM Corporation 1999, 2009. All Rights Reserved.

This topic's URL:

fm14420_

2.2.1.240. 2281 (08E9) (RC2281): MQRC_FUNCTION_ERROR

Explanation

An MQXEP or MQZEP call was issued, but the function identifier *Function* specified on the call is not valid, or not supported by the installable service being configured.

- On z/OS®, this reason code does not occur.

Completion Code

MQCC_FAILED

Programmer response


Do the following:

- For the MQXEP call, specify one of the MQXF_* values.
- For the MQZEP call, specify an MQZID_* value that is valid for the installable service being configured. Refer to the description of the MQZEP call in the [WebSphere MQ System Administration Guide](#) book to determine which values are valid.

Parent topic: [Reason code list](#)

 This build: January 26, 2011 12:02:32

[Notices](#) | [Trademarks](#) | [Downloads](#) | [Library](#) | [Support](#) | [Feedback](#)

 Copyright IBM Corporation 1999, 2009. All Rights Reserved.

This topic's URL:

fm14430_

2.2.1.241. 2282 (08EA) (RC2282): MQRC_CHANNEL_STARTED

Explanation

One of the following has occurred:

- An operator has issued a Start Channel command.
- An instance of a channel has been successfully established. This condition is detected when Initial Data negotiation is complete and resynchronization has been performed where necessary such that message transfer can proceed.


Completion Code

MQCC_WARNING


Programmer response

None. This reason code is only used to identify the corresponding event message.

Parent topic: [Reason code list](#)

 This build: January 26, 2011 12:02:32

[Notices](#) | [Trademarks](#) | [Downloads](#) | [Library](#) | [Support](#) | [Feedback](#)

 Copyright IBM Corporation 1999, 2009. All Rights Reserved.

This topic's URL:

fm14440_

2.2.1.242. 2283 (08EB) (RC2283): MQRC_CHANNEL_STOPPED

Explanation

This condition is detected when the channel has been stopped. The reason qualifier identifies the reasons for stopping.


Completion Code

MQCC_WARNING

Programmer response

None. This reason code is only used to identify the corresponding event message.

Parent topic: [Reason code list](#)

 This build: January 26, 2011 12:02:32

[Notices](#) | [Trademarks](#) | [Downloads](#) | [Library](#) | [Support](#) | [Feedback](#)

© Copyright IBM Corporation 1999, 2009. All Rights Reserved.

This topic's URL:

fm14450_

2.2.1.243. 2284 (08EC) (RC2284): MQRC_CHANNEL_CONV_ERROR

Explanation

This condition is detected when a channel is unable to do data conversion and the MQGET call to get a message from the transmission queue resulted in a data conversion error. The conversion reason code identifies the reason for the failure.


Completion Code

MQCC_WARNING

Programmer response

None. This reason code is only used to identify the corresponding event message.

Parent topic: [Reason code list](#)

 This build: January 26, 2011 12:02:32

[Notices](#) | [Trademarks](#) | [Downloads](#) | [Library](#) | [Support](#) | [Feedback](#)

© Copyright IBM Corporation 1999, 2009. All Rights Reserved.

This topic's URL:

fm14460_

2.2.1.244. 2285 (08ED) (RC2285): MQRC_SERVICE_NOT_AVAILABLE

Explanation

This reason should be returned by an installable service component when the requested action cannot be performed because the required underlying service is not available.

- On z/OS®, this reason code does not occur.


Completion Code

MQCC_FAILED

Programmer response

Make the underlying service available.

Parent topic: [Reason code list](#)

 This build: January 26, 2011 12:02:33

[Notices](#) | [Trademarks](#) | [Downloads](#) | [Library](#) | [Support](#) | [Feedback](#)

© Copyright IBM Corporation 1999, 2009. All Rights Reserved.

This topic's URL:

fm14470_

2.2.1.245. 2286 (08EE) (RC2286): MQRC_INITIALIZATION_FAILED

Explanation

This reason should be returned by an installable service component when the component is unable to complete initialization successfully.

- On z/OS®, this reason code does not occur.


Completion Code

MQCC_FAILED

Programmer response

Correct the error and retry the operation.

Parent topic: [Reason code list](#)

 This build: January 26, 2011 12:02:33

[Notices](#) | [Trademarks](#) | [Downloads](#) | [Library](#) | [Support](#) | [Feedback](#)

© Copyright IBM Corporation 1999, 2009. All Rights Reserved.

This topic's URL:

fm14480_

2.2.1.246. 2287 (08EF) (RC2287): MQRC_TERMINATION_FAILED

Explanation

This reason should be returned by an installable service component when the component is unable to complete termination successfully.

- On z/OS®, this reason code does not occur.


Completion Code

MQCC_FAILED

Programmer response

Correct the error and retry the operation.

Parent topic: [Reason code list](#)

 This build: January 26, 2011 12:02:33

[Notices](#) | [Trademarks](#) | [Downloads](#) | [Library](#) | [Support](#) | [Feedback](#)

© Copyright IBM Corporation 1999, 2009. All Rights Reserved.

This topic's URL:

fm14490_

2.2.1.247. 2288 (08F0) (RC2288): MQRC_UNKNOWN_Q_NAME

Explanation

This reason should be returned by the MQZ_LOOKUP_NAME installable service component when the name specified for the *QName* parameter is not recognized.

- On z/OS®, this reason code does not occur.


Completion Code

MQCC_FAILED

Programmer response

None. See the [WebSphere MQ System Administration Guide](#) book for information about installable services.

Parent topic: [Reason code list](#)

 This build: January 26, 2011 12:02:33

[Notices](#) | [Trademarks](#) | [Downloads](#) | [Library](#) | [Support](#) | [Feedback](#)

© Copyright IBM Corporation 1999, 2009. All Rights Reserved.

This topic's URL:

fm14500_

2.2.1.248. 2289 (08F1) (RC2289): MQRC_SERVICE_ERROR

Explanation

This reason should be returned by an installable service component when the component encounters an unexpected error.

- On z/OS®, this reason code does not occur.


Completion Code

MQCC_FAILED

Programmer response

Correct the error and retry the operation.

Parent topic: [Reason code list](#)

 This build: January 26, 2011 12:02:33

[Notices](#) | [Trademarks](#) | [Downloads](#) | [Library](#) | [Support](#) | [Feedback](#)

© Copyright IBM Corporation 1999, 2009. All Rights Reserved.

This topic's URL:

fm14510_

2.2.1.249. 2290 (08F2) (RC2290): MQRC_Q_ALREADY_EXISTS

Explanation

This reason should be returned by the MQZ_INSERT_NAME installable service component when the queue specified by the *QName* parameter is already defined to the name service.

- On z/OS®, this reason code does not occur.


Completion Code

MQCC_FAILED

Programmer response

None. See the [WebSphere MQ System Administration Guide](#) book for information about installable service.

Parent topic: [Reason code list](#)

 This build: January 26, 2011 12:02:33

[Notices](#) | [Trademarks](#) | [Downloads](#) | [Library](#) | [Support](#) | [Feedback](#)

© Copyright IBM Corporation 1999, 2009. All Rights Reserved.

This topic's URL:

fm14520_

2.2.1.250. 2291 (08F3) (RC2291): MQRC_USER_ID_NOT_AVAILABLE

Explanation

This reason should be returned by the MQZ_FIND_USERID installable service component when the user ID cannot be determined.

- On z/OS®, this reason code does not occur.


Completion Code

MQCC_FAILED

Programmer response

None. See the [WebSphere MQ System Administration Guide](#) book for information about installable services.

Parent topic: [Reason code list](#)

 This build: January 26, 2011 12:02:33

[Notices](#) | [Trademarks](#) | [Downloads](#) | [Library](#) | [Support](#) | [Feedback](#)

© Copyright IBM Corporation 1999, 2009. All Rights Reserved.

This topic's URL:
fm14530_

2.2.1.251. 2292 (08F4) (RC2292): MQRC_UNKNOWN_ENTITY

Explanation

This reason should be returned by the authority installable service component when the name specified by the *EntityName* parameter is not recognized.

- On z/OS®, this reason code does not occur.


Completion Code

MQCC_FAILED

Programmer response

Ensure that the entity is defined.

Parent topic: [Reason code list](#)

 This build: January 26, 2011 12:02:33

[Notices](#) | [Trademarks](#) | [Downloads](#) | [Library](#) | [Support](#) | [Feedback](#)

© Copyright IBM Corporation 1999, 2009. All Rights Reserved.

This topic's URL:
fm14540_

2.2.1.252. 2294 (08F6) (RC2294): MQRC_UNKNOWN_REF_OBJECT

Explanation

This reason should be returned by the MQZ_COPY_ALL_AUTHORITY installable service component when the name specified by the *RefObjectName* parameter is not recognized.

- On z/OS®, this reason code does not occur.


Completion Code

MQCC_FAILED

Programmer response

Ensure that the reference object is defined. See the [WebSphere MQ System Administration Guide](#) book for information about installable services.

Parent topic: [Reason code list](#)

 This build: January 26, 2011 12:02:34

[Notices](#) | [Trademarks](#) | [Downloads](#) | [Library](#) | [Support](#) | [Feedback](#)

© Copyright IBM Corporation 1999, 2009. All Rights Reserved.

This topic's URL:
fm14550_

2.2.1.253. 2295 (08F7) (RC2295): MQRC_CHANNEL_ACTIVATED

Explanation

This condition is detected when a channel that has been waiting to become active, and for which a Channel Not Activated event has been generated, is now able to become active because an active slot has been released by

another channel.

This event is not generated for a channel that is able to become active without waiting for an active slot to be released.


Completion Code

MQCC_WARNING

Programmer response

None. This reason code is only used to identify the corresponding event message.

Parent topic: [Reason code list](#)

 This build: January 26, 2011 12:02:34

[Notices](#) | [Trademarks](#) | [Downloads](#) | [Library](#) | [Support](#) | [Feedback](#)

© Copyright IBM Corporation 1999, 2009. All Rights Reserved.

This topic's URL:

fm14560_

2.2.1.254. 2296 (08F8) (RC2296): MQRC_CHANNEL_NOT_ACTIVATED

Explanation

This condition is detected when a channel is required to become active, either because it is starting or because it is about to make another attempt to establish connection with its partner. However, it is unable to do so because the limit on the number of active channels has been reached.

- On z/OS®, the maximum number of active channels is given by the ACTCHL queue manager attribute.
- In other environments, the maximum number of active channels is given by the MaxActiveChannels parameter in the qm.ini file.

The channel waits until it is able to take over an active slot released when another channel ceases to be active. At that time a Channel Activated event is generated.


Completion Code

MQCC_WARNING

Programmer response

None. This reason code is only used to identify the corresponding event message.

Parent topic: [Reason code list](#)

 This build: January 26, 2011 12:02:34

[Notices](#) | [Trademarks](#) | [Downloads](#) | [Library](#) | [Support](#) | [Feedback](#)

© Copyright IBM Corporation 1999, 2009. All Rights Reserved.

This topic's URL:

fm14570_

2.2.1.255. 2297 (08F9) (RC2297): MQRC_UOW_CANCELED

Explanation

An MQI call was issued, but the unit of work (TM/MP transaction) being used for the MQ operation had been canceled. This may have been done by TM/MP itself (for example, due to the transaction running for too long, or exceeding audit trail sizes), or by the application program issuing an ABORT_TRANSACTION. All updates performed to resources owned by the queue manager are backed out.


Completion Code

MQCC_FAILED

Programmer response

Refer to the operating system's *Transaction Management Operations Guide* to determine how the Transaction Manager can be tuned to avoid the problem of system limits being exceeded.

Parent topic: [Reason code list](#)

 This build: January 26, 2011 12:02:34

[Notices](#) | [Trademarks](#) | [Downloads](#) | [Library](#) | [Support](#) | [Feedback](#)

© Copyright IBM Corporation 1999, 2009. All Rights Reserved.

This topic's URL:

fm14580_

2.2.1.256. 2298 (08FA) (RC2298): MQRC_FUNCTION_NOT_SUPPORTED

Explanation

The function requested is not available in the current environment.


Completion Code

MQCC_FAILED

Programmer response

Remove the call from the application.

Parent topic: [Reason code list](#)

 This build: January 26, 2011 12:02:34

[Notices](#) | [Trademarks](#) | [Downloads](#) | [Library](#) | [Support](#) | [Feedback](#)

© Copyright IBM Corporation 1999, 2009. All Rights Reserved.

This topic's URL:

fm14590_

2.2.1.257. 2299 (08FB) (RC2299): MQRC_SELECTOR_TYPE_ERROR

Explanation

The *Selector* parameter has the wrong data type; it must be of type `Long`.


Completion Code

MQCC_FAILED

Programmer response

Declare the *Selector* parameter as `Long`.

Parent topic: [Reason code list](#)

 This build: January 26, 2011 12:02:34

[Notices](#) | [Trademarks](#) | [Downloads](#) | [Library](#) | [Support](#) | [Feedback](#)

© Copyright IBM Corporation 1999, 2009. All Rights Reserved.

This topic's URL:

fm14600_

2.2.1.258. 2300 (08FC) (RC2300): MQRC_COMMAND_TYPE_ERROR

Explanation

The `mqExecute` call was issued, but the value of the `MQIASY_TYPE` data item in the administration bag is not `MQCFT_COMMAND`.


Completion Code

MQCC_FAILED


Programmer response

Ensure that the MQIASY_TYPE data item in the administration bag has the value MQCFT_COMMAND.

Parent topic: [Reason code list](#)

 This build: January 26, 2011 12:02:34

[Notices](#) | [Trademarks](#) | [Downloads](#) | [Library](#) | [Support](#) | [Feedback](#)

 Copyright IBM Corporation 1999, 2009. All Rights Reserved.
This topic's URL:
fm14610_

2.2.1.259. 2301 (08FD) (RC2301): MQRC_MULTIPLE_INSTANCE_ERROR

Explanation

The *Selector* parameter specifies a system selector (one of the MQIASY_* values), but the value of the *ItemIndex* parameter is not MQIND_NONE. Only one instance of each system selector can exist in the bag.


Completion Code

MQCC_FAILED


Programmer response

Specify MQIND_NONE for the *ItemIndex* parameter.

Parent topic: [Reason code list](#)

 This build: January 26, 2011 12:02:34

[Notices](#) | [Trademarks](#) | [Downloads](#) | [Library](#) | [Support](#) | [Feedback](#)

 Copyright IBM Corporation 1999, 2009. All Rights Reserved.
This topic's URL:
fm14620_

2.2.1.260. 2302 (08FE) (RC2302): MQRC_SYSTEM_ITEM_NOT_ALTERABLE

Explanation

A call was issued to modify the value of a system data item in a bag (a data item with one of the MQIASY_* selectors), but the call failed because the data item is one that cannot be altered by the application.


Completion Code

MQCC_FAILED


Programmer response

Specify the selector of a user-defined data item, or remove the call.

Parent topic: [Reason code list](#)

 This build: January 26, 2011 12:02:34

[Notices](#) | [Trademarks](#) | [Downloads](#) | [Library](#) | [Support](#) | [Feedback](#)

 Copyright IBM Corporation 1999, 2009. All Rights Reserved.
This topic's URL:
fm14630_

2.2.1.261. 2303 (08FF) (RC2303): MQRC_BAG_CONVERSION_ERROR

Explanation

The `mqBufferToBag` or `mqGetBag` call was issued, but the data in the buffer or message could not be converted into a bag. This occurs when the data to be converted is not valid PCF.

Completion Code

MQCC_FAILED


Programmer response

Check the logic of the application that created the buffer or message to ensure that the buffer or message contains valid PCF.

If the message contains PCF that is not valid, the message cannot be retrieved using the `mqGetBag` call:

- If one of the `MQGMO_BROWSE_*` options was specified, the message remains on the queue and can be retrieved using the `MQGET` call.
- In other cases, the message has already been removed from the queue and discarded. If the message was retrieved within a unit of work, the unit of work can be backed out and the message retrieved using the `MQGET` call.

Parent topic: [Reason code list](#)

 This build: January 26, 2011 12:02:34

[Notices](#) | [Trademarks](#) | [Downloads](#) | [Library](#) | [Support](#) | [Feedback](#)

© Copyright IBM Corporation 1999, 2009. All Rights Reserved.

This topic's URL:
fm14640_

2.2.1.262. 2304 (0900) (RC2304): MQRC_SELECTOR_OUT_OF_RANGE

Explanation

The *selector* parameter has a value that is outside the valid range for the call. If the bag was created with the `MQCBO_CHECK_SELECTORS` option:

- For the `mqAddInteger` call, the value must be within the range `MQIA_FIRST` through `MQIA_LAST`.
- For the `mqAddString` call, the value must be within the range `MQCA_FIRST` through `MQCA_LAST`.

If the bag was not created with the `MQCBO_CHECK_SELECTORS` option:

- The value must be zero or greater.

Completion Code

MQCC_FAILED

Programmer response

Specify a valid value.

Parent topic: [Reason code list](#)

 This build: January 26, 2011 12:02:34

[Notices](#) | [Trademarks](#) | [Downloads](#) | [Library](#) | [Support](#) | [Feedback](#)

© Copyright IBM Corporation 1999, 2009. All Rights Reserved.

This topic's URL:
fm14650_

2.2.1.263. 2305 (0901) (RC2305): MQRC_SELECTOR_NOT_UNIQUE

Explanation

The *ItemIndex* parameter has the value `MQIND_NONE`, but the bag contains more than one data item with the

selector value specified by the *Selector* parameter. MQIND_NONE requires that the bag contain only one occurrence of the specified selector.

This reason code also occurs on the mqExecute call when the administration bag contains two or more occurrences of a selector for a required parameter that permits only one occurrence.

Completion Code


MQCC_FAILED

Programmer response

Check the logic of the application that created the bag. If correct, specify for *ItemIndex* a value that is zero or greater, and add application logic to process all of the occurrences of the selector in the bag.

Review the description of the administration command being issued, and ensure that all required parameters are defined correctly in the bag.

Parent topic: [Reason code list](#)

 This build: January 26, 2011 12:02:34

[Notices](#) | [Trademarks](#) | [Downloads](#) | [Library](#) | [Support](#) | [Feedback](#)

© Copyright IBM Corporation 1999, 2009. All Rights Reserved.

This topic's URL:

fm14660_

2.2.1.264. 2306 (0902) (RC2306): MQRC_INDEX_NOT_PRESENT

Explanation

The specified index is not present:

- For a bag, this means that the bag contains one or more data items that have the selector value specified by the *Selector* parameter, but none of them has the index value specified by the *ItemIndex* parameter. The data item identified by the *Selector* and *ItemIndex* parameters must exist in the bag.
- For a namelist, this means that the index parameter value is too large, and outside the range of valid values.


Completion Code

MQCC_FAILED

Programmer response

Specify the index of a data item that does exist in the bag or namelist. Use the mqCountItems call to determine the number of data items with the specified selector that exist in the bag, or the nameCount method to determine the number of names in the namelist.

Parent topic: [Reason code list](#)

 This build: January 26, 2011 12:02:34

[Notices](#) | [Trademarks](#) | [Downloads](#) | [Library](#) | [Support](#) | [Feedback](#)

© Copyright IBM Corporation 1999, 2009. All Rights Reserved.

This topic's URL:

fm14670_

2.2.1.265. 2307 (0903) (RC2307): MQRC_STRING_ERROR

Explanation

The *String* parameter is not valid. Either the parameter pointer is not valid, or it points to read-only storage. (It is not always possible to detect parameter pointers that are not valid; if not detected, unpredictable results occur.)


Completion Code

MQCC_FAILED

Programmer response

Correct the parameter.

Parent topic: [Reason code list](#)

 This build: January 26, 2011 12:02:34

[Notices](#) | [Trademarks](#) | [Downloads](#) | [Library](#) | [Support](#) | [Feedback](#)

© Copyright IBM Corporation 1999, 2009. All Rights Reserved.

This topic's URL:

fm14680_

2.2.1.266. 2308 (0904) (RC2308): MQRC_ENCODING_NOT_SUPPORTED

Explanation

The *Encoding* field in the message descriptor MQMD contains a value that is not supported:

- For the mqPutBag call, the field in error resides in the *MsgDesc* parameter of the call.
- For the mqGetBag call, the field in error resides in:
 - The *MsgDesc* parameter of the call if the MQGMO_CONVERT option was specified.
 - The message descriptor of the message about to be retrieved if MQGMO_CONVERT was *not* specified.

Completion Code

MQCC_FAILED


Programmer response

The value must be MQENC_NATIVE.

If the value of the *Encoding* field in the message is not valid, the message cannot be retrieved using the mqGetBag call:

- If one of the MQGMO_BROWSE_* options was specified, the message remains on the queue and can be retrieved using the MQGET call.
- In other cases, the message has already been removed from the queue and discarded. If the message was retrieved within a unit of work, the unit of work can be backed out and the message retrieved using the MQGET call.

Parent topic: [Reason code list](#)

 This build: January 26, 2011 12:02:34

[Notices](#) | [Trademarks](#) | [Downloads](#) | [Library](#) | [Support](#) | [Feedback](#)

© Copyright IBM Corporation 1999, 2009. All Rights Reserved.

This topic's URL:

fm14690_

2.2.1.267. 2309 (0905) (RC2309): MQRC_SELECTOR_NOT_PRESENT

Explanation

The *Selector* parameter specifies a selector that does not exist in the bag.


Completion Code

MQCC_FAILED

Programmer response

Specify a selector that does exist in the bag.

Parent topic: [Reason code list](#)

 This build: January 26, 2011 12:02:34

[Notices](#) | [Trademarks](#) | [Downloads](#) | [Library](#) | [Support](#) | [Feedback](#)

© Copyright IBM Corporation 1999, 2009. All Rights Reserved.

This topic's URL:

fm14700_

2.2.1.268. 2310 (0906) (RC2310): MQRC_OUT_SELECTOR_ERROR

Explanation

The *OutSelector* parameter is not valid. Either the parameter pointer is not valid, or it points to read-only storage. (It is not always possible to detect parameter pointers that are not valid; if not detected, unpredictable results occur.)


Completion Code

MQCC_FAILED

Programmer response

Correct the parameter.

Parent topic: [Reason code list](#)

 This build: January 26, 2011 12:02:34

[Notices](#) | [Trademarks](#) | [Downloads](#) | [Library](#) | [Support](#) | [Feedback](#)

© Copyright IBM Corporation 1999, 2009. All Rights Reserved.

This topic's URL:

fm14710_

2.2.1.269. 2311 (0907) (RC2311): MQRC_STRING_TRUNCATED

Explanation

The string returned by the call is too long to fit in the buffer provided. The string has been truncated to fit in the buffer.


Completion Code

MQCC_FAILED

Programmer response

If the entire string is required, provide a larger buffer. On the `mqInquireString` call, the *StringLength* parameter is set by the call to indicate the size of the buffer required to accommodate the string without truncation.

Parent topic: [Reason code list](#)

 This build: January 26, 2011 12:02:34

[Notices](#) | [Trademarks](#) | [Downloads](#) | [Library](#) | [Support](#) | [Feedback](#)

© Copyright IBM Corporation 1999, 2009. All Rights Reserved.

This topic's URL:

fm14720_

2.2.1.270. 2312 (0908) (RC2312): MQRC_SELECTOR_WRONG_TYPE

Explanation

A data item with the specified selector exists in the bag, but has a data type that conflicts with the data type implied by the call being used. For example, the data item might have an integer data type, but the call being used might be `mqSetString`, which implies a character data type.

This reason code also occurs on the `mqBagToBuffer`, `mqExecute`, and `mqPutBag` calls when `mqAddString` or `mqSetString` was used to add the `MQIACF_INQUIRY` data item to the bag.

Completion Code

MQCC_FAILED


Programmer response

For the `mqSetInteger` and `mqSetString` calls, specify `MQIND_ALL` for the *ItemIndex* parameter to delete from the bag all existing occurrences of the specified selector before creating the new occurrence with the required data type.

For the `mqInquireBag`, `mqInquireInteger`, and `mqInquireString` calls, use the `mqInquireItemInfo` call to determine the data type of the item with the specified selector, and then use the appropriate call to determine the value of the data item.

For the `mqBagToBuffer`, `mqExecute`, and `mqPutBag` calls, ensure that the `MQIACF_INQUIRY` data item is added to the bag using the `mqAddInteger` or `mqSetInteger` calls.

Parent topic: [Reason code list](#)

 This build: January 26, 2011 12:02:34

[Notices](#) | [Trademarks](#) | [Downloads](#) | [Library](#) | [Support](#) | [Feedback](#)

© Copyright IBM Corporation 1999, 2009. All Rights Reserved.

This topic's URL:

fm14730_

2.2.1.271. 2313 (0909) (RC2313): MQRC_INCONSISTENT_ITEM_TYPE

Explanation

The `mqAddInteger` or `mqAddString` call was issued to add another occurrence of the specified selector to the bag, but the data type of this occurrence differed from the data type of the first occurrence.

This reason can also occur on the `mqBufferToBag` and `mqGetBag` calls, where it indicates that the PCF in the buffer or message contains a selector that occurs more than once but with inconsistent data types.

Completion Code

MQCC_FAILED

Programmer response

For the `mqAddInteger` and `mqAddString` calls, use the call appropriate to the data type of the first occurrence of that selector in the bag.

For the `mqBufferToBag` and `mqGetBag` calls, check the logic of the application that created the buffer or sent the message to ensure that multiple-occurrence selectors occur with only one data type. A message that contains a mixture of data types for a selector cannot be retrieved using the `mqGetBag` call:

- If one of the `MQGMO_BROWSE_*` options was specified, the message remains on the queue and can be retrieved using the `MQGET` call.
- In other cases, the message has already been removed from the queue and discarded. If the message was retrieved within a unit of work, the unit of work can be backed out and the message retrieved using the `MQGET` call.

Parent topic: [Reason code list](#)

 This build: January 26, 2011 12:02:34

[Notices](#) | [Trademarks](#) | [Downloads](#) | [Library](#) | [Support](#) | [Feedback](#)

© Copyright IBM Corporation 1999, 2009. All Rights Reserved.

This topic's URL:

fm14740_

2.2.1.272. 2314 (090A) (RC2314): MQRC_INDEX_ERROR

Explanation

An index parameter to a call or method has a value that is not valid. The value must be zero or greater. For bag calls, certain MQIND_* values can also be specified:

- For the mqDeleteItem, mqSetInteger and mqSetString calls, MQIND_ALL and MQIND_NONE are valid.
- For the mqInquireBag, mqInquireInteger, mqInquireString, and mqInquireItemInfo calls, MQIND_NONE is valid.


Completion Code

MQCC_FAILED

Programmer response

Specify a valid value.

Parent topic: [Reason code list](#)

 This build: January 26, 2011 12:02:34

[Notices](#) | [Trademarks](#) | [Downloads](#) | [Library](#) | [Support](#) | [Feedback](#)

© Copyright IBM Corporation 1999, 2009. All Rights Reserved.

This topic's URL:
fm14750_

2.2.1.273. 2315 (090B) (RC2315): MQRC_SYSTEM_BAG_NOT_ALTERABLE

Explanation

A call was issued to add a data item to a bag, modify the value of an existing data item in a bag, or retrieve a message into a bag, but the call failed because the bag is one that had been created by the system as a result of a previous mqExecute call. System bags cannot be modified by the application.


Completion Code

MQCC_FAILED

Programmer response

Specify the handle of a bag created by the application, or remove the call.

Parent topic: [Reason code list](#)

 This build: January 26, 2011 12:02:34

[Notices](#) | [Trademarks](#) | [Downloads](#) | [Library](#) | [Support](#) | [Feedback](#)

© Copyright IBM Corporation 1999, 2009. All Rights Reserved.

This topic's URL:
fm14760_

2.2.1.274. 2316 (090C) (RC2316): MQRC_ITEM_COUNT_ERROR

Explanation

The mqTruncateBag call was issued, but the *ItemCount* parameter specifies a value that is not valid. The value is either less than zero, or greater than the number of user-defined data items in the bag.

This reason also occurs on the mqCountItems call if the parameter pointer is not valid, or points to read-only storage. (It is not always possible to detect parameter pointers that are not valid; if not detected, unpredictable results occur.)


Completion Code

MQCC_FAILED

Programmer response

Specify a valid value. Use the `mqCountItems` call to determine the number of user-defined data items in the bag.

Parent topic: [Reason code list](#)

 This build: January 26, 2011 12:02:34

[Notices](#) | [Trademarks](#) | [Downloads](#) | [Library](#) | [Support](#) | [Feedback](#)

© Copyright IBM Corporation 1999, 2009. All Rights Reserved.

This topic's URL:

fm14770_

2.2.1.275. 2317 (090D) (RC2317): MQRC_FORMAT_NOT_SUPPORTED

Explanation

The *Format* field in the message descriptor MQMD contains a value that is not supported:

- In an administration message, the format value must be one of the following: MQFMT_ADMIN, MQFMT_EVENT, MQFMT_PCF. For the `mqPutBag` call, the field in error resides in the *MsgDesc* parameter of the call. For the `mqGetBag` call, the field in error resides in the message descriptor of the message about to be retrieved.
- On z/OS®, the message was put to the command input queue with a format value of MQFMT_ADMIN, but the version of MQ being used does not support that format for commands.

Completion Code

MQCC_FAILED


Programmer response

If the error occurred when putting a message, correct the format value.

If the error occurred when getting a message, the message cannot be retrieved using the `mqGetBag` call:

- If one of the MQGMO_BROWSE_* options was specified, the message remains on the queue and can be retrieved using the MQGET call.
- In other cases, the message has already been removed from the queue and discarded. If the message was retrieved within a unit of work, the unit of work can be backed out and the message retrieved using the MQGET call.

Parent topic: [Reason code list](#)

 This build: January 26, 2011 12:02:34

[Notices](#) | [Trademarks](#) | [Downloads](#) | [Library](#) | [Support](#) | [Feedback](#)

© Copyright IBM Corporation 1999, 2009. All Rights Reserved.

This topic's URL:

fm14780_

2.2.1.276. 2318 (090E) (RC2318): MQRC_SELECTOR_NOT_SUPPORTED

Explanation

The *Selector* parameter specifies a value that is a system selector (a value that is negative), but the system selector is not one that is supported by the call.

Completion Code

MQCC_FAILED

Programmer response

Specify a selector value that is supported.

Parent topic: [Reason code list](#)

 This build: January 26, 2011 12:02:35

[Notices](#) | [Trademarks](#) | [Downloads](#) | [Library](#) | [Support](#) | [Feedback](#)

© Copyright IBM Corporation 1999, 2009. All Rights Reserved.
This topic's URL:
fm14790_

2.2.1.277. 2319 (090F) (RC2319): MQRC_ITEM_VALUE_ERROR

Explanation

The mqInquireBag or mqInquireInteger call was issued, but the *ItemValue* parameter is not valid. Either the parameter pointer is not valid, or it points to read-only storage. (It is not always possible to detect parameter pointers that are not valid; if not detected, unpredictable results occur.)


Completion Code

MQCC_FAILED

Programmer response

Correct the parameter.

Parent topic: [Reason code list](#)

 This build: January 26, 2011 12:02:35

[Notices](#) | [Trademarks](#) | [Downloads](#) | [Library](#) | [Support](#) | [Feedback](#)

© Copyright IBM Corporation 1999, 2009. All Rights Reserved.
This topic's URL:
fm14800_

2.2.1.278. 2320 (0910) (RC2320): MQRC_HBAG_ERROR

Explanation

A call was issued that has a parameter that is a bag handle, but the handle is not valid. For output parameters, this reason also occurs if the parameter pointer is not valid, or points to read-only storage. (It is not always possible to detect parameter pointers that are not valid; if not detected, unpredictable results occur.)


Completion Code

MQCC_FAILED

Programmer response

Correct the parameter.

Parent topic: [Reason code list](#)

 This build: January 26, 2011 12:02:35

[Notices](#) | [Trademarks](#) | [Downloads](#) | [Library](#) | [Support](#) | [Feedback](#)

© Copyright IBM Corporation 1999, 2009. All Rights Reserved.
This topic's URL:
fm14810_

2.2.1.279. 2321 (0911) (RC2321): MQRC_PARAMETER_MISSING

Explanation

An administration message requires a parameter that is not present in the administration bag. This reason code occurs only for bags created with the MQCBO_ADMIN_BAG or MQCBO_REORDER_AS_REQUIRED options.


Completion Code

MQCC_FAILED

Programmer response

Review the description of the administration command being issued, and ensure that all required parameters are present in the bag.

Parent topic: [Reason code list](#)

 This build: January 26, 2011 12:02:35

[Notices](#) | [Trademarks](#) | [Downloads](#) | [Library](#) | [Support](#) | [Feedback](#)

© Copyright IBM Corporation 1999, 2009. All Rights Reserved.

This topic's URL:
fm14820_

2.2.1.280. 2322 (0912) (RC2322): MQRC_CMD_SERVER_NOT_AVAILABLE

Explanation

The command server that processes administration commands is not available.


Completion Code

MQCC_FAILED

Programmer response

Start the command server.

Parent topic: [Reason code list](#)

 This build: January 26, 2011 12:02:35

[Notices](#) | [Trademarks](#) | [Downloads](#) | [Library](#) | [Support](#) | [Feedback](#)

© Copyright IBM Corporation 1999, 2009. All Rights Reserved.

This topic's URL:
fm14830_

2.2.1.281. 2323 (0913) (RC2323): MQRC_STRING_LENGTH_ERROR

Explanation

The *StringLength* parameter is not valid. Either the parameter pointer is not valid, or it points to read-only storage. (It is not always possible to detect parameter pointers that are not valid; if not detected, unpredictable results occur.)

Completion Code

MQCC_FAILED

Programmer response

Correct the parameter.

Parent topic: [Reason code list](#)

 This build: January 26, 2011 12:02:35

[Notices](#) | [Trademarks](#) | [Downloads](#) | [Library](#) | [Support](#) | [Feedback](#)

© Copyright IBM Corporation 1999, 2009. All Rights Reserved.

This topic's URL:
fm14840_

2.2.1.282. 2324 (0914) (RC2324): MQRC_INQUIRY_COMMAND_ERROR

Explanation

The mqAddInquiry call was used previously to add attribute selectors to the bag, but the command code to be used for the mqBagToBuffer, mqExecute, or mqPutBag call is not recognized. As a result, the correct PCF message cannot be generated.


Completion Code

MQCC_FAILED

Programmer response

Remove the mqAddInquiry calls and use instead the mqAddInteger call with the appropriate MQIACF_*_ATTRS or MQIACH_*_ATTRS selectors.

Parent topic: [Reason code list](#)

 This build: January 26, 2011 12:02:35

[Notices](#) | [Trademarks](#) | [Downloads](#) | [Library](#) | [Support](#) | [Feedback](#)

© Copyright IBM Corporation 1999, 2009. All Rights Reserved.

This topic's URL:

fm14850_

2.2.1.283. 2325 (0915) (RC2325): MQRC_NESTED_BAG_NOT_SUPPORTED

Explanation

A bag that is input to the call contains nested bags. Nested bags are supported only for bags that are output from the call.

Completion Code

MQCC_FAILED

Programmer response

Use a different bag as input to the call.

Parent topic: [Reason code list](#)

 This build: January 26, 2011 12:02:35

[Notices](#) | [Trademarks](#) | [Downloads](#) | [Library](#) | [Support](#) | [Feedback](#)

© Copyright IBM Corporation 1999, 2009. All Rights Reserved.

This topic's URL:

fm14860_

2.2.1.284. 2326 (0916) (RC2326): MQRC_BAG_WRONG_TYPE

Explanation

The *Bag* parameter specifies the handle of a bag that has the wrong type for the call. The bag must be an administration bag, that is, it must be created with the MQCBO_ADMIN_BAG option specified on the mqCreateBag call.


Completion Code

MQCC_FAILED

Programmer response

Specify the MQCBO_ADMIN_BAG option when the bag is created.

Parent topic: [Reason code list](#)

 This build: January 26, 2011 12:02:35

[Notices](#) | [Trademarks](#) | [Downloads](#) | [Library](#) | [Support](#) | [Feedback](#)

© Copyright IBM Corporation 1999, 2009. All Rights Reserved.

This topic's URL:

fm14870_

2.2.1.285. 2327 (0917) (RC2327): MQRC_ITEM_TYPE_ERROR

Explanation

The `mqInquireItemInfo` call was issued, but the `ItemType` parameter is not valid. Either the parameter pointer is not valid, or it points to read-only storage. (It is not always possible to detect parameter pointers that are not valid; if not detected, unpredictable results occur.)


Completion Code

MQCC_FAILED

Programmer response

Correct the parameter.

Parent topic: [Reason code list](#)

 This build: January 26, 2011 12:02:35

[Notices](#) | [Trademarks](#) | [Downloads](#) | [Library](#) | [Support](#) | [Feedback](#)

© Copyright IBM Corporation 1999, 2009. All Rights Reserved.

This topic's URL:

fm14880_

2.2.1.286. 2328 (0918) (RC2328): MQRC_SYSTEM_BAG_NOT_DELETABLE

Explanation

An `mqDeleteBag` call was issued to delete a bag, but the call failed because the bag is one that had been created by the system as a result of a previous `mqExecute` call. System bags cannot be deleted by the application.


Completion Code

MQCC_FAILED

Programmer response

Specify the handle of a bag created by the application, or remove the call.

Parent topic: [Reason code list](#)

 This build: January 26, 2011 12:02:35

[Notices](#) | [Trademarks](#) | [Downloads](#) | [Library](#) | [Support](#) | [Feedback](#)

© Copyright IBM Corporation 1999, 2009. All Rights Reserved.

This topic's URL:

fm14890_

2.2.1.287. 2329 (0919) (RC2329): MQRC_SYSTEM_ITEM_NOT_DELETABLE

Explanation

A call was issued to delete a system data item from a bag (a data item with one of the `MQIASY_*` selectors), but the call failed because the data item is one that cannot be deleted by the application.


Completion Code

MQCC_FAILED

Programmer response

Specify the selector of a user-defined data item, or remove the call.

Parent topic: [Reason code list](#)

 This build: January 26, 2011 12:02:35

[Notices](#) | [Trademarks](#) | [Downloads](#) | [Library](#) | [Support](#) | [Feedback](#)

© Copyright IBM Corporation 1999, 2009. All Rights Reserved.
This topic's URL:
fm14900_

2.2.1.288. 2330 (091A) (RC2330): MQRC_CODED_CHAR_SET_ID_ERROR

Explanation

The *CodedCharSetId* parameter is not valid. Either the parameter pointer is not valid, or it points to read-only storage. (It is not always possible to detect parameter pointers that are not valid; if not detected, unpredictable results occur.)


Completion Code

MQCC_FAILED

Programmer response

Correct the parameter.

Parent topic: [Reason code list](#)

 This build: January 26, 2011 12:02:35

[Notices](#) | [Trademarks](#) | [Downloads](#) | [Library](#) | [Support](#) | [Feedback](#)

© Copyright IBM Corporation 1999, 2009. All Rights Reserved.
This topic's URL:
fm14910_

2.2.1.289. 2331 (091B) (RC2331): MQRC_MSG_TOKEN_ERROR

Explanation

An MQGET call was issued to retrieve a message using the message token as a selection criterion, but the options specified are not valid, because MQMO_MATCH_MSG_TOKEN was specified with either MQGMO_WAIT or MQGMO_SET_SIGNAL.

This reason code occurs only on z/OS®.

Completion Code

MQCC_FAILED

Programmer response

Remove the MQMO_MATCH_MSG_TOKEN option from the MQGET call.

Parent topic: [Reason code list](#)

 This build: January 26, 2011 12:02:35

[Notices](#) | [Trademarks](#) | [Downloads](#) | [Library](#) | [Support](#) | [Feedback](#)

© Copyright IBM Corporation 1999, 2009. All Rights Reserved.
This topic's URL:

fm14920_

2.2.1.290. 2332 (091C) (RC2332): MQRC_MISSING_WIH

Explanation

An MQPUT or MQPUT1 call was issued to put a message on a queue whose *IndexType* attribute had the value MQIT_MSG_TOKEN, but the *Format* field in the MQMD was not MQFMT_WORK_INFO_HEADER. This error occurs only when the message arrives at the destination queue manager.

This reason code occurs only on z/OS®.


Completion Code

MQCC_FAILED

Programmer response

Modify the application to ensure that it places an MQWIH structure at the start of the message data, and sets the *Format* field in the MQMD to MQFMT_WORK_INFO_HEADER. Alternatively, change the *ApplType* attribute of the process definition used by the destination queue to be MQAT_WLM, and specify the required service name and service step name in its *EnvData* attribute.

Parent topic: [Reason code list](#)

 This build: January 26, 2011 12:02:35

[Notices](#) | [Trademarks](#) | [Downloads](#) | [Library](#) | [Support](#) | [Feedback](#)

© Copyright IBM Corporation 1999, 2009. All Rights Reserved.

This topic's URL:

fm14930_

2.2.1.291. 2333 (091D) (RC2333): MQRC_WIH_ERROR

Explanation

An MQPUT or MQPUT1 call was issued, but the message data contains an MQWIH structure that is not valid. Possible errors include the following:

- The *StrucId* field is not MQWIH_STRUC_ID.
- The *Version* field is not MQWIH_VERSION_1.
- The *StrucLength* field is not MQWIH_LENGTH_1.
- The *CodedCharSetId* field is zero, or a negative value that is not valid.
- The *BufferLength* parameter of the call has a value that is too small to accommodate the structure (the structure extends beyond the end of the message).
- On z/OS®, this error also occurs when the *IndexType* attribute of the queue is MQIT_MSG_TOKEN, but the message data does not begin with an MQWIH structure.

Completion Code

MQCC_FAILED

Programmer response

Check that the fields in the structure are set correctly. Ensure that the application sets the *CodedCharSetId* field to a valid value (note: MQCCSI_DEFAULT, MQCCSI_EMBEDDED, MQCCSI_Q_MGR, and MQCCSI_UNDEFINED are *not* valid in this field).

- On z/OS, if the queue has an *IndexType* of MQIT_MSG_TOKEN, ensure that the message data begins with an MQWIH structure.

Parent topic: [Reason code list](#)

 This build: January 26, 2011 12:02:35

[Notices](#) | [Trademarks](#) | [Downloads](#) | [Library](#) | [Support](#) | [Feedback](#)

© Copyright IBM Corporation 1999, 2009. All Rights Reserved.

This topic's URL:

fm14940_

2.2.1.292. 2334 (091E) (RC2334): MQRC_RFH_ERROR

Explanation

An MQPUT or MQPUT1 call was issued, but the message data contains an MQRFH or MQRFH2 structure that is not valid. Possible errors include the following:

- The *StrucId* field is not MQRFH_STRUC_ID.
- The *Version* field is not MQRFH_VERSION_1 (MQRFH), or MQRFH_VERSION_2 (MQRFH2).
- The *StrucLength* field specifies a value that is too small to include the structure plus the variable-length data at the end of the structure.
- The *CodedCharSetId* field is zero, or a negative value that is not valid.
- The *BufferLength* parameter of the call has a value that is too small to accommodate the structure (the structure extends beyond the end of the message).


Completion Code

MQCC_FAILED

Programmer response

Check that the fields in the structure are set correctly. Ensure that the application sets the *CodedCharSetId* field to a valid value (note: MQCCSI_DEFAULT, MQCCSI_EMBEDDED, MQCCSI_Q_MGR, and MQCCSI_UNDEFINED are *not* valid in this field).

Parent topic: [Reason code list](#)

 This build: January 26, 2011 12:02:35

[Notices](#) | [Trademarks](#) | [Downloads](#) | [Library](#) | [Support](#) | [Feedback](#)

© Copyright IBM Corporation 1999, 2009. All Rights Reserved.

This topic's URL:

fm14950_

2.2.1.293. 2335 (091F) (RC2335): MQRC_RFH_STRING_ERROR

Explanation

The contents of the *NameValueString* field in the MQRFH structure are not valid. *NameValueString* must adhere to the following rules:

- The string must consist of zero or more name/value pairs separated from each other by one or more blanks; the blanks are not significant.
- If a name or value contains blanks that are significant, the name or value must be enclosed in double-quote characters.
- If a name or value itself contains one or more double-quote characters, the name or value must be enclosed in double-quote characters, and each embedded double-quote character must be doubled.
- A name or value can contain any characters other than the null, which acts as a delimiter. The null and characters following it, up to the defined length of *NameValueString*, are ignored.

The following is a valid *NameValueString*:

```
Famous_Words "The program displayed ""Hello World"""
```


Completion Code

MQCC_FAILED

Programmer response

Modify the application that generated the message to ensure that it places in the *NameValueString* field data that adheres to the rules listed above. Check that the *StrucLength* field is set to the correct value.

Parent topic: [Reason code list](#)

 This build: January 26, 2011 12:02:35

[Notices](#) | [Trademarks](#) | [Downloads](#) | [Library](#) | [Support](#) | [Feedback](#)

© Copyright IBM Corporation 1999, 2009. All Rights Reserved.

This topic's URL:

fm14960_

2.2.1.294. 2336 (0920) (RC2336): MQRC_RFH_COMMAND_ERROR

Explanation

The message contains an MQRFH structure, but the command name contained in the *NameValueString* field is not valid.


Completion Code

MQCC_FAILED

Programmer response

Modify the application that generated the message to ensure that it places in the *NameValueString* field a command name that is valid.

Parent topic: [Reason code list](#)

 This build: January 26, 2011 12:02:35

[Notices](#) | [Trademarks](#) | [Downloads](#) | [Library](#) | [Support](#) | [Feedback](#)

© Copyright IBM Corporation 1999, 2009. All Rights Reserved.

This topic's URL:

fm14970_

2.2.1.295. 2337 (0921) (RC2337): MQRC_RFH_PARM_ERROR

Explanation

The message contains an MQRFH structure, but a parameter name contained in the *NameValueString* field is not valid for the command specified.


Completion Code

MQCC_FAILED

Programmer response

Modify the application that generated the message to ensure that it places in the *NameValueString* field only parameters that are valid for the specified command.

Parent topic: [Reason code list](#)

 This build: January 26, 2011 12:02:35

[Notices](#) | [Trademarks](#) | [Downloads](#) | [Library](#) | [Support](#) | [Feedback](#)

© Copyright IBM Corporation 1999, 2009. All Rights Reserved.

This topic's URL:

fm14980_

2.2.1.296. 2338 (0922) (RC2338): MQRC_RFH_DUPLICATE_PARM

Explanation

The message contains an MQRFH structure, but a parameter occurs more than once in the *NameValueString* field when only one occurrence is valid for the specified command.


Completion Code

MQCC_FAILED

Programmer response

Modify the application that generated the message to ensure that it places in the *NameValueString* field only one occurrence of the parameter.

Parent topic: [Reason code list](#)

 This build: January 26, 2011 12:02:35

[Notices](#) | [Trademarks](#) | [Downloads](#) | [Library](#) | [Support](#) | [Feedback](#)

© Copyright IBM Corporation 1999, 2009. All Rights Reserved.

This topic's URL:

fm14990_

2.2.1.297. 2339 (0923) (RC2339): MQRC_RFH_PARM_MISSING

Explanation

The message contains an MQRFH structure, but the command specified in the *NameValueString* field requires a parameter that is not present.


Completion Code

MQCC_FAILED

Programmer response

Modify the application that generated the message to ensure that it places in the *NameValueString* field all parameters that are required for the specified command.

Parent topic: [Reason code list](#)

 This build: January 26, 2011 12:02:35

[Notices](#) | [Trademarks](#) | [Downloads](#) | [Library](#) | [Support](#) | [Feedback](#)

© Copyright IBM Corporation 1999, 2009. All Rights Reserved.

This topic's URL:

fm15000_

2.2.1.298. 2340 (0924) (RC2340): MQRC_CHAR_CONVERSION_ERROR

Explanation

This reason code is returned by the Java MQQueueManager constructor when a required character-set conversion is not available. The conversion required is between two nonUnicode character sets.

This reason code occurs in the following environment: MQ Classes for Java on z/OS®.

Completion Code

MQCC_FAILED

Programmer response

Ensure that the National Language Resources component of the z/OS Language Environment® is installed, and that conversion between the IBM-1047 and ISO8859-1 character sets is available.

Parent topic: [Reason code list](#)

 This build: January 26, 2011 12:02:35

[Notices](#) | [Trademarks](#) | [Downloads](#) | [Library](#) | [Support](#) | [Feedback](#)

© Copyright IBM Corporation 1999, 2009. All Rights Reserved.

This topic's URL:

fm15010_

2.2.1.299. 2341 (0925) (RC2341): MQRC_UCS2_CONVERSION_ERROR

Explanation

► This reason code is returned by the Java MQQueueManager constructor when a required character set conversion is not available. The conversion required is between the UCS-2 Unicode character set and the character set of the queue manager which defaults to IBM-500 if no specific value is available. ◀


Completion Code

MQCC_FAILED

Programmer response

► Ensure that the relevant Unicode conversion tables are available for the JVM. For z/OS® ensure that the Unicode conversion tables are available to the z/OS Language Environment®. The conversion tables should be installed as part of the z/OS C/C++ optional feature. Refer to the *z/OS C/C++ Programming Guide* for more information about enabling UCS-2 conversions. ◀

Parent topic: [Reason code list](#)

 This build: January 26, 2011 12:02:36

[Notices](#) | [Trademarks](#) | [Downloads](#) | [Library](#) | [Support](#) | [Feedback](#)

© Copyright IBM Corporation 1999, 2009. All Rights Reserved.

This topic's URL:

fm15020_

2.2.1.300. 2342 (0926) (RC2342): MQRC_DB2_NOT_AVAILABLE

Explanation

An MQOPEN, MQPUT1, or MQSET call, or a command, was issued to access a shared queue, but it failed because the queue manager is not connected to a DB2® subsystem. As a result, the queue manager is unable to access the object definition relating to the shared queue.

This reason code occurs only on z/OS®.


Completion Code

MQCC_FAILED

Programmer response

Configure the DB2 subsystem so that the queue manager can connect to it.

Parent topic: [Reason code list](#)

 This build: January 26, 2011 12:02:36

[Notices](#) | [Trademarks](#) | [Downloads](#) | [Library](#) | [Support](#) | [Feedback](#)

© Copyright IBM Corporation 1999, 2009. All Rights Reserved.

This topic's URL:

fm15030_

2.2.1.301. 2343 (0927) (RC2343): MQRC_OBJECT_NOT_UNIQUE

Explanation

An MQOPEN or MQPUT1 call, or a command, was issued to access a queue, but the call failed because the queue specified cannot be resolved unambiguously. There exists a shared queue with the specified name, and a nonshared queue with the same name.

This reason code occurs only on z/OS®.


Completion Code

MQCC_FAILED

Programmer response

One of the queues must be deleted. If the queue to be deleted contains messages, use the MQSC command MOVE QLOCAL to move the messages to a different queue, and then use the command DELETE QLOCAL to delete the queue.

Parent topic: [Reason code list](#)

 This build: January 26, 2011 12:02:36

[Notices](#) | [Trademarks](#) | [Downloads](#) | [Library](#) | [Support](#) | [Feedback](#)

© Copyright IBM Corporation 1999, 2009. All Rights Reserved.
This topic's URL:
fm15040_

2.2.1.302. 2344 (0928) (RC2344): MQRC_CONN_TAG_NOT_RELEASED

Explanation

An MQDISC call was issued when there was a unit of work outstanding for the connection handle. For CICS®, IMS™, and RRS connections, the MQDISC call does not commit or back out the unit of work. As a result, the connection tag associated with the unit of work is not yet available for reuse. The tag becomes available for reuse only when processing of the unit of work has been completed.

This reason code occurs only on z/OS®.


Completion Code

MQCC_WARNING

Programmer response

Do not try to reuse the connection tag immediately. If the MQCONN call is issued with the same connection tag, and that tag is still in use, the call fails with reason code MQRC_CONN_TAG_IN_USE.

Parent topic: [Reason code list](#)

 This build: January 26, 2011 12:02:36

[Notices](#) | [Trademarks](#) | [Downloads](#) | [Library](#) | [Support](#) | [Feedback](#)

© Copyright IBM Corporation 1999, 2009. All Rights Reserved.
This topic's URL:
fm15050_

2.2.1.303. 2345 (0929) (RC2345): MQRC_CF_NOT_AVAILABLE

Explanation

An MQOPEN or MQPUT1 call was issued to access a shared queue, but the allocation of the coupling-facility structure specified in the queue definition failed because there is no suitable coupling facility to hold the structure, based on the preference list in the active CFRM policy.

This reason code can also occur when the API call requires a capability that is not supported by the CF level defined in the coupling-facility structure object. For example, this reason code is returned by an attempt to open a shared queue that has an index type of MQIT_GROUP_ID, but the coupling-facility structure for the queue has a CF level lower than three.

This reason code occurs only on z/OS®.


Completion Code

MQCC_FAILED

Programmer response

Make available a coupling facility with one of the names specified in the CFRM policy, or modify the CFRM policy to specify the names of coupling facilities that are available.

Parent topic: [Reason code list](#)

 This build: January 26, 2011 12:02:36

[Notices](#) | [Trademarks](#) | [Downloads](#) | [Library](#) | [Support](#) | [Feedback](#)

© Copyright IBM Corporation 1999, 2009. All Rights Reserved.

This topic's URL:
fm15060_

2.2.1.304. 2346 (092A) (RC2346): MQRC_CF_STRUC_IN_USE

Explanation

►An MQI call or command was issued to operate on a shared queue, but the call failed because the coupling-facility structure specified in the queue definition is unavailable. The coupling-facility structure can be unavailable because a structure dump is in progress, or new connectors to the structure are currently inhibited, or an existing connector to the structure failed or disconnected abnormally and clean-up is not yet complete. ◀

This reason code occurs only on z/OS®.

Completion Code


MQCC_FAILED

Programmer response

►Typically, this is a temporary problem: wait for a while then retry the operation. ◀

►If the problem does not resolve itself, then connectivity problems experienced during the recovery of structures in the coupling facility could have occurred. In this case, restart the queue manager which reported the error. Resolve all the connectivity problems concerning the coupling facility before restarting the queue manager. ◀

Parent topic: [Reason code list](#)

 This build: January 26, 2011 12:02:36

[Notices](#) | [Trademarks](#) | [Downloads](#) | [Library](#) | [Support](#) | [Feedback](#)

© Copyright IBM Corporation 1999, 2009. All Rights Reserved.

This topic's URL:
fm15070_

2.2.1.305. 2347 (092B) (RC2347): MQRC_CF_STRUC_LIST_HDR_IN_USE

Explanation

An MQGET, MQOPEN, MQPUT1, or MQSET call was issued to access a shared queue, but the call failed because the list header associated with the coupling-facility structure specified in the queue definition is temporarily unavailable. The list header is unavailable because it is undergoing recovery processing.

This reason code occurs only on z/OS®.

Completion Code

MQCC_FAILED

Programmer response

The problem is temporary; wait a short while and then retry the operation.

Parent topic: [Reason code list](#)

 This build: January 26, 2011 12:02:36

[Notices](#) | [Trademarks](#) | [Downloads](#) | [Library](#) | [Support](#) | [Feedback](#)

© Copyright IBM Corporation 1999, 2009. All Rights Reserved.

This topic's URL:

fm15080_

2.2.1.306. 2348 (092C) (RC2348): MQRC_CF_STRUC_AUTH_FAILED

Explanation

An MQOPEN or MQPUT1 call was issued to access a shared queue, but the call failed because the user is not authorized to access the coupling-facility structure specified in the queue definition.

This reason code occurs only on z/OS®.


Completion Code

MQCC_FAILED

Programmer response

Modify the security profile for the user identifier used by the application so that the application can access the coupling-facility structure specified in the queue definition.

Parent topic: [Reason code list](#)

 This build: January 26, 2011 12:02:36

[Notices](#) | [Trademarks](#) | [Downloads](#) | [Library](#) | [Support](#) | [Feedback](#)

© Copyright IBM Corporation 1999, 2009. All Rights Reserved.

This topic's URL:

fm15090_

2.2.1.307. 2349 (092D) (RC2349): MQRC_CF_STRUC_ERROR

Explanation

An MQOPEN or MQPUT1 call was issued to access a shared queue, but the call failed because the coupling-facility structure name specified in the queue definition is not defined in the CFRM data set, or is not the name of a list structure.

This reason code occurs only on z/OS®.


Completion Code

MQCC_FAILED

Programmer response

Modify the queue definition to specify the name of a coupling-facility list structure that is defined in the CFRM data set.

Parent topic: [Reason code list](#)

 This build: January 26, 2011 12:02:36

[Notices](#) | [Trademarks](#) | [Downloads](#) | [Library](#) | [Support](#) | [Feedback](#)

© Copyright IBM Corporation 1999, 2009. All Rights Reserved.

This topic's URL:

fm15100_

2.2.1.308. 2350 (092E) (RC2350): MQRC_CONN_TAG_NOT_USABLE

Explanation

An MQCONN call was issued specifying one of the MQCNO_*_CONN_TAG_* options, but the call failed because the connection tag specified by *ConnTag* in MQCNO is being used by the queue manager for recovery processing, and this processing is delayed pending recovery of the coupling facility.

This reason code occurs only on z/OS®.


Completion Code

MQCC_FAILED

Programmer response

The problem is likely to persist. Consult the system programmer to ascertain the cause of the problem.

Parent topic: [Reason code list](#)

 This build: January 26, 2011 12:02:36

[Notices](#) | [Trademarks](#) | [Downloads](#) | [Library](#) | [Support](#) | [Feedback](#)

© Copyright IBM Corporation 1999, 2009. All Rights Reserved.

This topic's URL:

fm15110_

2.2.1.309. 2351 (092F) (RC2351): MQRC_GLOBAL_UOW_CONFLICT

Explanation

An attempt was made to use inside a global unit of work a connection handle that is participating in another global unit of work. This can occur when an application passes connection handles between objects where the objects are involved in different DTC transactions. Because transaction completion is asynchronous, it is possible for this error to occur *after* the application has finalized the first object and committed its transaction.

This error does not occur for nontransactional MQI calls.

This reason code occurs only on Windows and z/OS®.

Completion Code

MQCC_FAILED

Programmer response

Check that the "MTS Transaction Support" attribute defined for the object's class is set correctly. If necessary, modify the application so that the connection handle is not used by objects participating in different units of work.

Parent topic: [Reason code list](#)

 This build: January 26, 2011 12:02:36

[Notices](#) | [Trademarks](#) | [Downloads](#) | [Library](#) | [Support](#) | [Feedback](#)

© Copyright IBM Corporation 1999, 2009. All Rights Reserved.

This topic's URL:

fm15120_

2.2.1.310. 2352 (0930) (RC2352): MQRC_LOCAL_UOW_CONFLICT

Explanation

An attempt was made to use inside a global unit of work a connection handle that is participating in a queue-manager coordinated local unit of work. This can occur when an application passes connection handles between objects where one object is involved in a DTC transaction and the other is not.

This error does not occur for nontransactional MQI calls.

This reason code occurs only on Windows and z/OS®.

Completion Code


MQCC_FAILED

Programmer response

Check that the "MTS Transaction Support" attribute defined for the object's class is set correctly. If necessary,

modify the application so that the connection handle is not used by objects participating in different units of work.

Parent topic: [Reason code list](#)

 This build: January 26, 2011 12:02:36

[Notices](#) | [Trademarks](#) | [Downloads](#) | [Library](#) | [Support](#) | [Feedback](#)

© Copyright IBM Corporation 1999, 2009. All Rights Reserved.

This topic's URL:

fm15130_

2.2.1.311. 2353 (0931) (RC2353): MQRC_HANDLE_IN_USE_FOR_UOW

Explanation

An attempt was made to use outside a unit of work a connection handle that is participating in a global unit of work.

This error can occur when an application passes connection handles between objects where one object is involved in a DTC transaction and the other is not. Because transaction completion is asynchronous, it is possible for this error to occur *after* the application has finalized the first object and committed its transaction.

This error can also occur when a single object that was created and associated with the transaction loses that association whilst the object is running. The association is lost when DTC terminates the transaction independently of MTS. This might be because the transaction timed out, or because DTC shut down.

This error does not occur for nontransactional MQI calls.

This reason code occurs only on Windows.


Completion Code

MQCC_FAILED

Programmer response

Check that the "MTS Transaction Support" attribute defined for the object's class is set correctly. If necessary, modify the application so that objects executing within different units of work do not try to use the same connection handle.

Parent topic: [Reason code list](#)

 This build: January 26, 2011 12:02:36

[Notices](#) | [Trademarks](#) | [Downloads](#) | [Library](#) | [Support](#) | [Feedback](#)

© Copyright IBM Corporation 1999, 2009. All Rights Reserved.

This topic's URL:

fm15140_

2.2.1.312. 2354 (0932) (RC2354): MQRC_UOW_ENLISTMENT_ERROR

Explanation

This reason code can occur for a variety of reasons. The most likely reason is that an object created by a DTC transaction does not issue a transactional MQI call until after the DTC transaction has timed out. (If the DTC transaction times out after a transactional MQI call has been issued, reason code MQRC_HANDLE_IN_USE_FOR_UOW is returned by the failing MQI call.)

Another cause of MQRC_UOW_ENLISTMENT_ERROR is incorrect installation; Windows NT Service pack must be installed after the Windows NT Option pack.

This reason code occurs only on Windows.


Completion Code

MQCC_FAILED

Programmer response

Check the DTC "Transaction timeout" value. If necessary, verify the NT installation order.

Parent topic: [Reason code list](#)

 This build: January 26, 2011 12:02:37

[Notices](#) | [Trademarks](#) | [Downloads](#) | [Library](#) | [Support](#) | [Feedback](#)

© Copyright IBM Corporation 1999, 2009. All Rights Reserved.

This topic's URL:

fm15150_

2.2.1.313. 2355 (0933) (RC2355): MQRC_UOW_MIX_NOT_SUPPORTED

Explanation

The mixture of calls used by the application to perform operations within a unit of work is not supported. In particular, it is not possible to mix within the same process a local unit of work coordinated by the queue manager with a global unit of work coordinated by DTC (Distributed Transaction Coordinator).

An application may cause this mixture to arise if some objects in a package are coordinated by DTC and others are not. It can also occur if transactional MQI calls from an MTS client are mixed with transactional MQI calls from a library package transactional MTS object.

No problem arises if all transactional MQI calls originate from transactional MTS objects, or all transactional MQI calls originate from nontransactional MTS objects. But when a mixture of styles is used, the first style used fixes the style for the unit of work, and subsequent attempts to use the other style within the process fail with reason code MQRC_UOW_MIX_NOT_SUPPORTED.

When an application is run twice, scheduling factors in the operating system mean that it is possible for the queue-manager-coordinated transactional calls to fail in one run, and for the DTC-coordinated transactional calls to fail in the other run.

This reason code occurs only on Windows when running a version of the queue manager prior to version 5.2.


Completion Code

MQCC_FAILED

Programmer response

Check that the "MTS Transaction Support" attribute defined for the object's class is set correctly. If necessary, modify the application so that objects executing within different units of work do not try to use the same connection handle.

Parent topic: [Reason code list](#)

 This build: January 26, 2011 12:02:37

[Notices](#) | [Trademarks](#) | [Downloads](#) | [Library](#) | [Support](#) | [Feedback](#)

© Copyright IBM Corporation 1999, 2009. All Rights Reserved.

This topic's URL:

fm15160_

2.2.1.314. 2356 (0934) (RC2356): MQRC_WXP_ERROR

Explanation

An MQXCLWLN call was issued from a cluster workload exit to obtain the address of the next record in the chain, but the workload exit parameter structure *ExitParms* is not valid, for one of the following reasons:

- The parameter pointer is not valid. (It is not always possible to detect parameter pointers that are not valid; if not detected, unpredictable results occur.)
- The *StrucId* field is not MQWXP_STRUC_ID.
- The *Version* field is not MQWXP_VERSION_2.

- The *CacheContext* field does not contain the value passed to the exit by the queue manager.


Completion Code

MQCC_FAILED

Programmer response

Ensure that the parameter specified for *ExitParms* is the MQWXP structure that was passed to the exit when the exit was invoked.

Parent topic: [Reason code list](#)

 This build: January 26, 2011 12:02:37

[Notices](#) | [Trademarks](#) | [Downloads](#) | [Library](#) | [Support](#) | [Feedback](#)

© Copyright IBM Corporation 1999, 2009. All Rights Reserved.

This topic's URL:
fm15170_

2.2.1.315. 2357 (0935) (RC2357): MQRC_CURRENT_RECORD_ERROR

Explanation

An MQXCLWLN call was issued from a cluster workload exit to obtain the address of the next record in the chain, but the address specified by the *CurrentRecord* parameter is not the address of a valid record. *CurrentRecord* must be the address of a destination record (MQWDR), queue record (MQWQR), or cluster record (MQWCR) residing within the cluster cache.


Completion Code

MQCC_FAILED

Programmer response

Ensure that the cluster workload exit passes the address of a valid record residing in the cluster cache.

Parent topic: [Reason code list](#)

 This build: January 26, 2011 12:02:37

[Notices](#) | [Trademarks](#) | [Downloads](#) | [Library](#) | [Support](#) | [Feedback](#)

© Copyright IBM Corporation 1999, 2009. All Rights Reserved.

This topic's URL:
fm15180_

2.2.1.316. 2358 (0936) (RC2358): MQRC_NEXT_OFFSET_ERROR

Explanation

An MQXCLWLN call was issued from a cluster workload exit to obtain the address of the next record in the chain, but the offset specified by the *NextOffset* parameter is not valid. *NextOffset* must be the value of one of the following fields:

- *ChannelDefOffset* field in MQWDR
- *ClusterRecOffset* field in MQWDR
- *ClusterRecOffset* field in MQWQR
- *ClusterRecOffset* field in MQWCR


Completion Code

MQCC_FAILED

Programmer response

Ensure that the value specified for the *NextOffset* parameter is the value of one of the fields listed above.

Parent topic: [Reason code list](#)

 This build: January 26, 2011 12:02:37

[Notices](#) | [Trademarks](#) | [Downloads](#) | [Library](#) | [Support](#) | [Feedback](#)

© Copyright IBM Corporation 1999, 2009. All Rights Reserved.

This topic's URL:

fm15190_

2.2.1.317. 2359 (0937) (RC2359): MQRC_NO_RECORD_AVAILABLE

Explanation

An MQXCLWLN call was issued from a cluster workload exit to obtain the address of the next record in the chain, but the current record is the last record in the chain.


Completion Code

MQCC_FAILED

Programmer response

None.

Parent topic: [Reason code list](#)

 This build: January 26, 2011 12:02:37

[Notices](#) | [Trademarks](#) | [Downloads](#) | [Library](#) | [Support](#) | [Feedback](#)

© Copyright IBM Corporation 1999, 2009. All Rights Reserved.

This topic's URL:

fm15200_

2.2.1.318. 2360 (0938) (RC2360): MQRC_OBJECT_LEVEL_INCOMPATIBLE

Explanation

An MQOPEN or MQPUT1 call, or a command, was issued, but the definition of the object to be accessed is not compatible with the queue manager to which the application has connected. The object definition was created or modified by a different version of the queue manager.

If the object to be accessed is a queue, the incompatible object definition could be the object specified, or one of the object definitions used to resolve the specified object (for example, the base queue to which an alias queue resolves, or the transmission queue to which a remote queue or queue-manager alias resolves).

This reason code occurs only on z/OS®.

Completion Code

MQCC_FAILED

Programmer response

The application must be run on a queue manager that is compatible with the object definition. Refer to the [WebSphere MQ for z/OS Concepts and Planning Guide](#) and the [WebSphere MQ for z/OS System Setup Guide](#) for information about compatibility and migration between different versions of the queue manager.

Parent topic: [Reason code list](#)

 This build: January 26, 2011 12:02:37

[Notices](#) | [Trademarks](#) | [Downloads](#) | [Library](#) | [Support](#) | [Feedback](#)

© Copyright IBM Corporation 1999, 2009. All Rights Reserved.

This topic's URL:

fm15210_

2.2.1.319. 2361 (0939) (RC2361): MQRC_NEXT_RECORD_ERROR

Explanation

An MQXCLWLN call was issued from a cluster workload exit to obtain the address of the next record in the chain, but the address specified for the *NextRecord* parameter is either null, not valid, or the address of read-only storage. (It is not always possible to detect parameter pointers that are not valid; if not detected, unpredictable results occur.)


Completion Code

MQCC_FAILED

Programmer response

Specify a valid address for the *NextRecord* parameter.

Parent topic: [Reason code list](#)

 This build: January 26, 2011 12:02:37

[Notices](#) | [Trademarks](#) | [Downloads](#) | [Library](#) | [Support](#) | [Feedback](#)

© Copyright IBM Corporation 1999, 2009. All Rights Reserved.

This topic's URL:
fm15220_

2.2.1.320. 2362 (093A) (RC2362): MQRC_BACKOUT_THRESHOLD_REACHED

Explanation

This reason code occurs only in the *Reason* field in an MQDLH structure, or in the *Feedback* field in the MQMD of a report message.

A JMS ConnectionConsumer found a message that exceeds the queue's backout threshold. The queue does not have a backout requeue queue defined, so the message was processed as specified by the disposition options in the *Report* field in the MQMD of the message.

On queue managers that do not support the *BackoutThreshold* and *BackoutRequeueQName* queue attributes, JMS ConnectionConsumer uses a value of 20 for the backout threshold. When the *BackoutCount* of a message reaches this threshold, the message is processed as specified by the disposition options.

If the *Report* field specifies one of the MQRO_EXCEPTION_* options, this reason code appears in the *Feedback* field of the report message. If the *Report* field specifies MQRO_DEAD_LETTER_Q, or the disposition report options are left as default, this reason code appears in the *Reason* field of the MQDLH.

Completion Code

None

Programmer response

Investigate the cause of the backout count being greater than the threshold. To correct this, define the backout queue for the queue concerned.

Parent topic: [Reason code list](#)

 This build: January 26, 2011 12:02:37

[Notices](#) | [Trademarks](#) | [Downloads](#) | [Library](#) | [Support](#) | [Feedback](#)

© Copyright IBM Corporation 1999, 2009. All Rights Reserved.

This topic's URL:
fm15230_

2.2.1.321. 2363 (093B) (RC2363): MQRC_MSG_NOT_MATCHED

Explanation

This reason code occurs only in the *Reason* field in an MQDLH structure, or in the *Feedback* field in the MQMD of a report message.

While performing Point-to-Point messaging, JMS encountered a message matching none of the selectors of ConnectionConsumers monitoring the queue. To maintain performance, the message was processed as specified by the disposition options in the *Report* field in the MQMD of the message.

If the *Report* field specifies one of the MQRO_EXCEPTION_* options, this reason code appears in the *Feedback* field of the report message. If the *Report* field specifies MQRO_DEAD_LETTER_Q, or the disposition report options are left as default, this reason code appears in the *Reason* field of the MQDLH.


Completion Code

None

Programmer response

To correct this, ensure that the ConnectionConsumers monitoring the queue provide a complete set of selectors. Alternatively, set the QueueConnectionFactory to retain messages.

Parent topic: [Reason code list](#)

 This build: January 26, 2011 12:02:37

[Notices](#) | [Trademarks](#) | [Downloads](#) | [Library](#) | [Support](#) | [Feedback](#)

© Copyright IBM Corporation 1999, 2009. All Rights Reserved.

This topic's URL:

fm15240_

2.2.1.322. 2364 (093C) (RC2364): MQRC_JMS_FORMAT_ERROR

Explanation

This reason code is generated when JMS encounters a message that it is unable to parse. If such a message is encountered by a JMS ConnectionConsumer, the message is processed as specified by the disposition options in the *Report* field in the MQMD of the message.

If the *Report* field specifies one of the MQRO_EXCEPTION_* options, this reason code appears in the *Feedback* field of the report message. If the *Report* field specifies MQRO_DEAD_LETTER_Q, or the disposition report options are left as default, this reason code appears in the *Reason* field of the MQDLH.


Completion Code

None

Programmer response

Investigate the origin of the message.

Parent topic: [Reason code list](#)

 This build: January 26, 2011 12:02:37

[Notices](#) | [Trademarks](#) | [Downloads](#) | [Library](#) | [Support](#) | [Feedback](#)

© Copyright IBM Corporation 1999, 2009. All Rights Reserved.

This topic's URL:

fm15250_

2.2.1.323. 2365 (093D) (RC2365): MQRC_SEGMENTS_NOT_SUPPORTED

Explanation

An MQPUT call was issued to put a segment of a logical message, but the queue on which the message is to be

placed has an *IndexType* of MQIT_GROUP_ID. Message segments cannot be placed on queues with this index type.

This reason code occurs only on z/OS®.


Completion Code

MQCC_FAILED

Programmer response

Modify the application to put messages that are not segments; ensure that the MQMF_SEGMENT and MQMF_LAST_SEGMENT flags in the *MsgFlags* field in MQMD are not set, and that the *Offset* is zero. Alternatively, change the index type of the queue.

Parent topic: [Reason code list](#)

 This build: January 26, 2011 12:02:37

[Notices](#) | [Trademarks](#) | [Downloads](#) | [Library](#) | [Support](#) | [Feedback](#)

© Copyright IBM Corporation 1999, 2009. All Rights Reserved.

This topic's URL:

fm15260_

2.2.1.324. 2366 (093E) (RC2366): MQRC_WRONG_CF_LEVEL

Explanation

An MQOPEN or MQPUT1 call was issued specifying a shared queue, but the queue requires a coupling-facility structure with a different level of capability.

This reason code occurs only on z/OS®.

Completion Code


MQCC_FAILED

Programmer response

Ensure that the coupling-facility structure used for the queue is at the level required to support the capabilities that the queue provides.

► You can use the DISPLAY CFSTRUCT command to display the level, and ALTER CFSTRUCT() CFLEVEL() command to modify the level. See ► [The MQSC commands](#) ◀◀

Parent topic: [Reason code list](#)

 This build: January 26, 2011 12:02:37

[Notices](#) | [Trademarks](#) | [Downloads](#) | [Library](#) | [Support](#) | [Feedback](#)

© Copyright IBM Corporation 1999, 2009. All Rights Reserved.

This topic's URL:

fm15270_

2.2.1.325. 2367 (093F) (RC2367): MQRC_CONFIG_CREATE_OBJECT

Explanation

This condition is detected when an object is created.


Completion Code

MQCC_WARNING


Programmer response

None. This reason code is only used to identify the corresponding event message.

Parent topic: [Reason code list](#)

 This build: January 26, 2011 12:02:37

[Notices](#) | [Trademarks](#) | [Downloads](#) | [Library](#) | [Support](#) | [Feedback](#)

 Copyright IBM Corporation 1999, 2009. All Rights Reserved.

This topic's URL:
fm15280_

2.2.1.326. 2368 (0940) (RC2368): MQRC_CONFIG_CHANGE_OBJECT

Explanation

This condition is detected when an object is changed.


Completion Code

MQCC_WARNING


Programmer response

None. This reason code is only used to identify the corresponding event message.

Parent topic: [Reason code list](#)

 This build: January 26, 2011 12:02:37

[Notices](#) | [Trademarks](#) | [Downloads](#) | [Library](#) | [Support](#) | [Feedback](#)

 Copyright IBM Corporation 1999, 2009. All Rights Reserved.

This topic's URL:
fm15290_

2.2.1.327. 2369 (0941) (RC2369): MQRC_CONFIG_DELETE_OBJECT

Explanation

This condition is detected when an object is deleted.


Completion Code

MQCC_WARNING


Programmer response

None. This reason code is only used to identify the corresponding event message.

Parent topic: [Reason code list](#)

 This build: January 26, 2011 12:02:37

[Notices](#) | [Trademarks](#) | [Downloads](#) | [Library](#) | [Support](#) | [Feedback](#)

 Copyright IBM Corporation 1999, 2009. All Rights Reserved.

This topic's URL:
fm15300_

2.2.1.328. 2370 (0942) (RC2370): MQRC_CONFIG_REFRESH_OBJECT

Explanation

This condition is detected when an object is refreshed.


Completion Code

MQCC_WARNING

Programmer response

None. This reason code is only used to identify the corresponding event message.

Parent topic: [Reason code list](#)

 This build: January 26, 2011 12:02:37

[Notices](#) | [Trademarks](#) | [Downloads](#) | [Library](#) | [Support](#) | [Feedback](#)

© Copyright IBM Corporation 1999, 2009. All Rights Reserved.

This topic's URL:

fm15310_

2.2.1.329. 2371 (0943) (RC2371): MQRC_CHANNEL_SSL_ERROR

Explanation

This condition is detected when a connection cannot be established due to an SSL key-exchange or authentication failure.


Completion Code

MQCC_WARNING

Programmer response

None. This reason code is only used to identify the corresponding event message.

Parent topic: [Reason code list](#)

 This build: January 26, 2011 12:02:37

[Notices](#) | [Trademarks](#) | [Downloads](#) | [Library](#) | [Support](#) | [Feedback](#)

© Copyright IBM Corporation 1999, 2009. All Rights Reserved.

This topic's URL:

fm15320_

2.2.1.330. 2373 (0945) (RC2373): MQRC_CF_STRUC_FAILED

Explanation

An MQI call or command was issued to access a shared queue, but the call failed because the coupling-facility structure used for the shared queue had failed.

This reason code occurs only on z/OS®.

Completion Code

MQCC_FAILED

Programmer response

Report the problem to the operator or administrator, who should use the MQSC command RECOVER CFSTRUCT to initiate recovery of the coupling-facility structure

Parent topic: [Reason code list](#)

 This build: January 26, 2011 12:02:37

[Notices](#) | [Trademarks](#) | [Downloads](#) | [Library](#) | [Support](#) | [Feedback](#)

© Copyright IBM Corporation 1999, 2009. All Rights Reserved.

This topic's URL:

fm15330_

2.2.1.331. 2374 (0946) (RC2374): MQRC_API_EXIT_ERROR

Explanation

An API exit function returned an invalid response code, or failed in some other way.

This reason code occurs in the following environments: AIX®, HP-UX, Solaris, Windows.


Completion Code

MQCC_FAILED

Programmer response

Check the exit logic to ensure that the exit is returning valid values in the *ExitResponse* and *ExitResponse2* fields of the MQAXP structure. Consult the FFST™ record to see if it contains more detail about the problem.

Parent topic: [Reason code list](#)

 This build: January 26, 2011 12:02:37

[Notices](#) | [Trademarks](#) | [Downloads](#) | [Library](#) | [Support](#) | [Feedback](#)

© Copyright IBM Corporation 1999, 2009. All Rights Reserved.

This topic's URL:
fm15340_

2.2.1.332. 2375 (0947) (RC2375): MQRC_API_EXIT_INIT_ERROR

Explanation

The queue manager encountered an error while attempting to initialize the execution environment for an API exit function.

This reason code occurs in the following environments: AIX®, HP-UX, Solaris, Windows.


Completion Code

MQCC_FAILED

Programmer response

Consult the FFST™ record to obtain more detail about the problem.

Parent topic: [Reason code list](#)

 This build: January 26, 2011 12:02:38

[Notices](#) | [Trademarks](#) | [Downloads](#) | [Library](#) | [Support](#) | [Feedback](#)

© Copyright IBM Corporation 1999, 2009. All Rights Reserved.

This topic's URL:
fm15350_

2.2.1.333. 2376 (0948) (RC2376): MQRC_API_EXIT_TERM_ERROR

Explanation

The queue manager encountered an error while attempting to terminate the execution environment for an API exit function.

This reason code occurs in the following environments: AIX®, HP-UX, Solaris, Windows.


Completion Code

MQCC_FAILED

Programmer response

Consult the FFST™ record to obtain more detail about the problem.

Parent topic: [Reason code list](#)

 This build: January 26, 2011 12:02:38

[Notices](#) | [Trademarks](#) | [Downloads](#) | [Library](#) | [Support](#) | [Feedback](#)

© Copyright IBM Corporation 1999, 2009. All Rights Reserved.

This topic's URL:
fm15360_

2.2.1.334. 2377 (0949) (RC2377): MQRC_EXIT_REASON_ERROR

Explanation

An MQXEP call was issued by an API exit function, but the value specified for the *ExitReason* parameter is either not valid, or not supported for the specified function identifier *Function*.

This reason code occurs in the following environments: AIX®, HP-UX, Solaris, Windows.


Completion Code

MQCC_FAILED

Programmer response

Modify the exit function to specify a value for *ExitReason* that is valid for the specified value of *Function*.

Parent topic: [Reason code list](#)

 This build: January 26, 2011 12:02:38

[Notices](#) | [Trademarks](#) | [Downloads](#) | [Library](#) | [Support](#) | [Feedback](#)

© Copyright IBM Corporation 1999, 2009. All Rights Reserved.

This topic's URL:
fm15370_

2.2.1.335. 2378 (094A) (RC2378): MQRC_RESERVED_VALUE_ERROR

Explanation

An MQXEP call was issued by an API exit function, but the value specified for the *Reserved* parameter is not valid. The value must be the null pointer.

This reason code occurs in the following environments: AIX®, HP-UX, Solaris, Windows.


Completion Code

MQCC_FAILED

Programmer response

Modify the exit to specify the null pointer as the value of the *Reserved* parameter.

Parent topic: [Reason code list](#)

 This build: January 26, 2011 12:02:38

[Notices](#) | [Trademarks](#) | [Downloads](#) | [Library](#) | [Support](#) | [Feedback](#)

© Copyright IBM Corporation 1999, 2009. All Rights Reserved.

This topic's URL:
fm15380_

2.2.1.336. 2379 (094B) (RC2379): MQRC_NO_DATA_AVAILABLE

Explanation

This reason should be returned by the MQZ_ENUMERATE_AUTHORITY_DATA installable service component when there is no more authority data to return to the invoker of the service component.

- On z/OS®, this reason code does not occur.


Completion Code

MQCC_FAILED

Programmer response

None.

Parent topic: [Reason code list](#)

 This build: January 26, 2011 12:02:38

[Notices](#) | [Trademarks](#) | [Downloads](#) | [Library](#) | [Support](#) | [Feedback](#)

© Copyright IBM Corporation 1999, 2009. All Rights Reserved.

This topic's URL:

fm15390_

2.2.1.337. 2380 (094C) (RC2380): MQRC_SCO_ERROR

Explanation

On an MQCONN call, the MQSCO structure is not valid for one of the following reasons:

- The *StrucId* field is not MQSCO_STRUC_ID.
- The *Version* field is not MQSCO_VERSION_1.

This reason code occurs in the following environments: AIX®, HP-UX, Solaris, Windows.


Completion Code

MQCC_FAILED

Programmer response

Correct the definition of the MQSCO structure.

Parent topic: [Reason code list](#)

 This build: January 26, 2011 12:02:38

[Notices](#) | [Trademarks](#) | [Downloads](#) | [Library](#) | [Support](#) | [Feedback](#)

© Copyright IBM Corporation 1999, 2009. All Rights Reserved.

This topic's URL:

fm15400_

2.2.1.338. 2381 (094D) (RC2381): MQRC_KEY_REPOSITORY_ERROR

Explanation

On an MQCONN or MQCONNX call, the location of the key repository is either not specified, not valid, or results in an error when used to access the key repository. The location of the key repository is specified by one of the following:

- The value of the MQSSLKEYR environment variable (MQCONN or MQCONNX call), or
- The value of the *KeyRepository* field in the MQSCO structure (MQCONNX call only).

For the MQCONNX call, if both MQSSLKEYR and *KeyRepository* are specified, the latter is used.

This reason code occurs in the following environments: AIX®, HP-UX, Solaris, Windows.


Completion Code

MQCC_FAILED

Programmer response

Specify a valid location for the key repository.

Parent topic: [Reason code list](#)

 This build: January 26, 2011 12:02:38

[Notices](#) | [Trademarks](#) | [Downloads](#) | [Library](#) | [Support](#) | [Feedback](#)

© Copyright IBM Corporation 1999, 2009. All Rights Reserved.

This topic's URL:

fm15410_

2.2.1.339. 2382 (094E) (RC2382): MQRC_CRYPTO_HARDWARE_ERROR

Explanation

On an MQCONN or MQCONNX call, the configuration string for the cryptographic hardware is not valid, or results in an error when used to configure the cryptographic hardware. The configuration string is specified by one of the following:

- The value of the MQSSLCRYP environment variable (MQCONN or MQCONNX call), or
- The value of the *CryptoHardware* field in the MQSCO structure (MQCONNX call only).

For the MQCONNX call, if both MQSSLCRYP and *CryptoHardware* are specified, the latter is used.

This reason code occurs in the following environments: AIX®, HP-UX, Solaris, Windows.


Completion Code

MQCC_FAILED

Programmer response

Specify a valid configuration string for the cryptographic hardware.

Parent topic: [Reason code list](#)

 This build: January 26, 2011 12:02:38

[Notices](#) | [Trademarks](#) | [Downloads](#) | [Library](#) | [Support](#) | [Feedback](#)

© Copyright IBM Corporation 1999, 2009. All Rights Reserved.

This topic's URL:

fm15420_

2.2.1.340. 2383 (094F) (RC2383): MQRC_AUTH_INFO_REC_COUNT_ERROR

Explanation

On an MQCONNX call, the *AuthInfoRecCount* field in the MQSCO structure specifies a value that is less than zero.

This reason code occurs in the following environments: AIX®, HP-UX, Solaris, Windows.


Completion Code

MQCC_FAILED

Programmer response

Specify a value for *AuthInfoRecCount* that is zero or greater.

Parent topic: [Reason code list](#)

 This build: January 26, 2011 12:02:38

[Notices](#) | [Trademarks](#) | [Downloads](#) | [Library](#) | [Support](#) | [Feedback](#)

© Copyright IBM Corporation 1999, 2009. All Rights Reserved.

This topic's URL:

fm15430_

2.2.1.341. 2384 (0950) (RC2384): MQRC_AUTH_INFO_REC_ERROR

Explanation

On an MQCONNX call, the MQSCO structure does not specify the address of the MQAIR records correctly. One of the following applies:

- *AuthInfoRecCount* is greater than zero, but *AuthInfoRecOffset* is zero and *AuthInfoRecPtr* is the null pointer.
- *AuthInfoRecOffset* is not zero and *AuthInfoRecPtr* is not the null pointer.
- *AuthInfoRecPtr* is not a valid pointer.
- *AuthInfoRecOffset* or *AuthInfoRecPtr* points to storage that is not accessible.

This reason code occurs in the following environments: AIX®, HP-UX, Solaris, Windows.


Completion Code

MQCC_FAILED

Programmer response

Ensure that one of *AuthInfoRecOffset* or *AuthInfoRecPtr* is zero and the other nonzero. Ensure that the field used points to accessible storage.

Parent topic: [Reason code list](#)

 This build: January 26, 2011 12:02:38

[Notices](#) | [Trademarks](#) | [Downloads](#) | [Library](#) | [Support](#) | [Feedback](#)

© Copyright IBM Corporation 1999, 2009. All Rights Reserved.

This topic's URL:

fm15440_

2.2.1.342. 2385 (0951) (RC2385): MQRC_AIR_ERROR

Explanation

On an MQCONNX call, an MQAIR record is not valid for one of the following reasons:

- The *StrucId* field is not MQAIR_STRUC_ID.
- The *Version* field is not MQAIR_VERSION_1.

This reason code occurs in the following environments: AIX®, HP-UX, Solaris, Windows.

Completion Code

MQCC_FAILED

Programmer response

Correct the definition of the MQAIR record.

Parent topic: [Reason code list](#)

 This build: January 26, 2011 12:02:38

[Notices](#) | [Trademarks](#) | [Downloads](#) | [Library](#) | [Support](#) | [Feedback](#)

© Copyright IBM Corporation 1999, 2009. All Rights Reserved.

This topic's URL:

fm15450_

2.2.1.343. 2386 (0952) (RC2386): MQRC_AUTH_INFO_TYPE_ERROR

Explanation

On an MQCONNX call, the *AuthInfoType* field in an MQAIR record specifies a value that is not valid.

This reason code occurs in the following environments: AIX®, HP-UX, Solaris, Windows.


Completion Code

MQCC_FAILED

Programmer response

Specify MQAIT_CRL_LDAP for *AuthInfoType*.

Parent topic: [Reason code list](#)

 This build: January 26, 2011 12:02:38

[Notices](#) | [Trademarks](#) | [Downloads](#) | [Library](#) | [Support](#) | [Feedback](#)

© Copyright IBM Corporation 1999, 2009. All Rights Reserved.

This topic's URL:

fm15460_

2.2.1.344. 2387 (0953) (RC2387): MQRC_AUTH_INFO_CONN_NAME_ERROR

Explanation

On an MQCONN call, the *AuthInfoConnName* field in an MQAIR record specifies a value that is not valid.

This reason code occurs in the following environments: AIX®, HP-UX, Solaris, Windows.


Completion Code

MQCC_FAILED

Programmer response

Specify a valid connection name.

Parent topic: [Reason code list](#)

 This build: January 26, 2011 12:02:39

[Notices](#) | [Trademarks](#) | [Downloads](#) | [Library](#) | [Support](#) | [Feedback](#)

© Copyright IBM Corporation 1999, 2009. All Rights Reserved.

This topic's URL:

fm15470_

2.2.1.345. 2388 (0954) (RC2388): MQRC_LDAP_USER_NAME_ERROR

Explanation

On an MQCONN call, an LDAP user name in an MQAIR record is not specified correctly. One of the following applies:

- *LDAPUserNameLength* is greater than zero, but *LDAPUserNameOffset* is zero and *LDAPUserNamePtr* is the null pointer.
- *LDAPUserNameOffset* is nonzero and *LDAPUserNamePtr* is not the null pointer.
- *LDAPUserNamePtr* is not a valid pointer.
- *LDAPUserNameOffset* or *LDAPUserNamePtr* points to storage that is not accessible.

This reason code occurs in the following environments: AIX®, HP-UX, Solaris, Windows.


Completion Code

MQCC_FAILED

Programmer response

Ensure that one of *LDAPUserNameOffset* or *LDAPUserNamePtr* is zero and the other nonzero. Ensure that the field used points to accessible storage.

Parent topic: [Reason code list](#)

 This build: January 26, 2011 12:02:39

[Notices](#) | [Trademarks](#) | [Downloads](#) | [Library](#) | [Support](#) | [Feedback](#)

© Copyright IBM Corporation 1999, 2009. All Rights Reserved.

This topic's URL:

fm15480_

2.2.1.346. 2389 (0955) (RC2389): MQRC_LDAP_USER_NAME_LENGTH_ERR

Explanation

On an MQCONN call, the *LDAPUserNameLength* field in an MQAIR record specifies a value that is less than zero.

This reason code occurs in the following environments: AIX®, HP-UX, Solaris, Windows.


Completion Code

MQCC_FAILED

Programmer response

Specify a value for *LDAPUserNameLength* that is zero or greater.

Parent topic: [Reason code list](#)

 This build: January 26, 2011 12:02:39

[Notices](#) | [Trademarks](#) | [Downloads](#) | [Library](#) | [Support](#) | [Feedback](#)

© Copyright IBM Corporation 1999, 2009. All Rights Reserved.

This topic's URL:

fm15490_

2.2.1.347. 2390 (0956) (RC2390): MQRC_LDAP_PASSWORD_ERROR

Explanation

On an MQCONN call, the *LDAPPassword* field in an MQAIR record specifies a value when no value is allowed.

This reason code occurs in the following environments: AIX®, HP-UX, Solaris, Windows.

Completion Code

MQCC_FAILED

Programmer response

Specify a value that is blank or null.

Parent topic: [Reason code list](#)

 This build: January 26, 2011 12:02:39

[Notices](#) | [Trademarks](#) | [Downloads](#) | [Library](#) | [Support](#) | [Feedback](#)

© Copyright IBM Corporation 1999, 2009. All Rights Reserved.

This topic's URL:

fm15500_

2.2.1.348. 2391 (0957) (RC2391): MQRC_SSL_ALREADY_INITIALIZED

Explanation

An MQCONN or MQCONNX call was issued with SSL configuration options specified, but the SSL environment had already been initialized. The connection to the queue manager completed successfully, but the SSL configuration options specified on the call were ignored; the existing SSL environment was used instead.

This reason code occurs in the following environments: AIX®, HP-UX, Solaris, Windows.


Completion Code

MQCC_WARNING

Programmer response

If the application must be run with the SSL configuration options defined on the MQCONN or MQCONNX call, use the MQDISC call to sever the connection to the queue manager and then terminate the application. Alternatively run the application later when the SSL environment has not been initialized.

Parent topic: [Reason code list](#)

 This build: January 26, 2011 12:02:39

[Notices](#) | [Trademarks](#) | [Downloads](#) | [Library](#) | [Support](#) | [Feedback](#)

© Copyright IBM Corporation 1999, 2009. All Rights Reserved.

This topic's URL:

fm15510_

2.2.1.349. 2392 (0958) (RC2392): MQRC_SSL_CONFIG_ERROR

Explanation

On an MQCONNX call, the MQCNO structure does not specify the MQSCO structure correctly. One of the following applies:

- *SSLConfigOffset* is nonzero and *SSLConfigPtr* is not the null pointer.
- *SSLConfigPtr* is not a valid pointer.
- *SSLConfigOffset* or *SSLConfigPtr* points to storage that is not accessible.

This reason code occurs in the following environments: AIX®, HP-UX, Solaris, Windows.


Completion Code

MQCC_FAILED

Programmer response

Ensure that one of *SSLConfigOffset* or *SSLConfigPtr* is zero and the other nonzero. Ensure that the field used points to accessible storage.

Parent topic: [Reason code list](#)

 This build: January 26, 2011 12:02:39

[Notices](#) | [Trademarks](#) | [Downloads](#) | [Library](#) | [Support](#) | [Feedback](#)

© Copyright IBM Corporation 1999, 2009. All Rights Reserved.

This topic's URL:

fm15520_

2.2.1.350. 2393 (0959) (RC2393): MQRC_SSL_INITIALIZATION_ERROR

Explanation

An MQCONN or MQCONNX call was issued with SSL configuration options specified, but an error occurred during the initialization of the SSL environment.

This reason code occurs in the following environments: AIX®, HP-UX, Solaris, Windows.


Completion Code

MQCC_FAILED

Programmer response

Check that the SSL installation is correct.

Parent topic: [Reason code list](#)

 This build: January 26, 2011 12:02:39

[Notices](#) | [Trademarks](#) | [Downloads](#) | [Library](#) | [Support](#) | [Feedback](#)

© Copyright IBM Corporation 1999, 2009. All Rights Reserved.

This topic's URL:

fm15530_

2.2.1.351. 2394 (095A) (RC2394): MQRC_Q_INDEX_TYPE_ERROR

Explanation

An MQGET call was issued specifying one or more of the following options:

- MQGMO_ALL_MSGS_AVAILABLE
- MQGMO_ALL_SEGMENTS_AVAILABLE
- MQGMO_COMPLETE_MSG
- MQGMO_LOGICAL_ORDER

but the call failed because the queue is not indexed by group identifier. These options require the queue to have an *IndexType* of MQIT_GROUP_ID.

This reason code occurs only on z/OS®.


Completion Code

MQCC_FAILED

Programmer response

Redefine the queue to have an *IndexType* of MQIT_GROUP_ID. Alternatively, modify the application to avoid using the options listed above.

Parent topic: [Reason code list](#)

 This build: January 26, 2011 12:02:39

[Notices](#) | [Trademarks](#) | [Downloads](#) | [Library](#) | [Support](#) | [Feedback](#)

© Copyright IBM Corporation 1999, 2009. All Rights Reserved.

This topic's URL:

fm15540_

2.2.1.352. 2395 (095B) (RC2395): MQRC_CFBS_ERROR

Explanation

An MQPUT or MQPUT1 call was issued, but the message data contains an MQCFBS structure that is not valid.

This reason code occurs in the following environments: AIX®, HP-UX, i5/OS®, Solaris, Windows, plus WebSphere® MQ clients connected to these systems.


Completion Code

MQCC_FAILED

Programmer response

Check that the fields in the structure are set correctly.

Parent topic: [Reason code list](#)

 This build: January 26, 2011 12:02:39

[Notices](#) | [Trademarks](#) | [Downloads](#) | [Library](#) | [Support](#) | [Feedback](#)

© Copyright IBM Corporation 1999, 2009. All Rights Reserved.

This topic's URL:
fm15550_

2.2.1.353. 2396 (095C) (RC2396): MQRC_SSL_NOT_ALLOWED

Explanation

A connection to a queue manager was requested, specifying SSL encryption. However, the connection mode requested is one that does not support SSL (for example, bindings connect).


Completion Code

MQCC_FAILED

Programmer response

Modify the application to request client connection mode, or to disable SSL encryption.

Parent topic: [Reason code list](#)

 This build: January 26, 2011 12:02:39

[Notices](#) | [Trademarks](#) | [Downloads](#) | [Library](#) | [Support](#) | [Feedback](#)

© Copyright IBM Corporation 1999, 2009. All Rights Reserved.

This topic's URL:
fm15560_

2.2.1.354. 2397 (095D) (RC2397): MQRC_JSSE_ERROR

Explanation

JSSE reported an error (for example, while connecting to a queue manager using SSL encryption). The MQException object containing this reason code references the Exception thrown by JSSE; this can be obtained by using the MQException.getCause() method. From JMS, the MQException is linked to the thrown JMSEException.

This reason code occurs only with Java applications.


Completion Code

MQCC_FAILED

Programmer response

Inspect the causal exception to determine the JSSE error.

Parent topic: [Reason code list](#)

 This build: January 26, 2011 12:02:39

[Notices](#) | [Trademarks](#) | [Downloads](#) | [Library](#) | [Support](#) | [Feedback](#)

© Copyright IBM Corporation 1999, 2009. All Rights Reserved.

This topic's URL:
fm15570_

2.2.1.355. 2398 (095E) (RC2398): MQRC_SSL_PEER_NAME_MISMATCH

Explanation

The application attempted to connect to the queue manager using SSL encryption, but the distinguished name presented by the queue manager does not match the specified pattern.


Completion Code

MQCC_FAILED

Programmer response

Check the certificates used to identify the queue manager. Also check the value of the sslPeerName property specified by the application.

Parent topic: [Reason code list](#)

 This build: January 26, 2011 12:02:39

[Notices](#) | [Trademarks](#) | [Downloads](#) | [Library](#) | [Support](#) | [Feedback](#)

© Copyright IBM Corporation 1999, 2009. All Rights Reserved.

This topic's URL:

fm15580_

2.2.1.356. 2399 (095F) (RC2399): MQRC_SSL_PEER_NAME_ERROR

Explanation

The application specified a peer name of incorrect format.


Completion Code

MQCC_FAILED

Programmer response

Check the value of the sslPeerName property specified by the application.

Parent topic: [Reason code list](#)

 This build: January 26, 2011 12:02:39

[Notices](#) | [Trademarks](#) | [Downloads](#) | [Library](#) | [Support](#) | [Feedback](#)

© Copyright IBM Corporation 1999, 2009. All Rights Reserved.

This topic's URL:

fm15590_

2.2.1.357. 2400 (0960) (RC2400): MQRC_UNSUPPORTED_CIPHER_SUITE

Explanation

A connection to a queue manager was requested, specifying SSL encryption. However, JSSE reported that it does not support the CipherSuite specified by the application.

This reason code occurs only with Java applications.

Completion Code


MQCC_FAILED

Programmer response

Check the CipherSuite specified by the application. Note that the names of JSSE CipherSuites differ from their equivalent CipherSpecs used by the queue manager.

Also, check that JSSE is correctly installed.

Parent topic: [Reason code list](#)

 This build: January 26, 2011 12:02:39

[Notices](#) | [Trademarks](#) | [Downloads](#) | [Library](#) | [Support](#) | [Feedback](#)

© Copyright IBM Corporation 1999, 2009. All Rights Reserved.

This topic's URL:

fm15600_

2.2.1.358. 2401 (0961) (RC2401): MQRC_SSL_CERTIFICATE_REVOKED

Explanation

A connection to a queue manager was requested, specifying SSL encryption. However, the certificate presented by the queue manager was found to be revoked by one of the specified CertStores.

This reason code occurs only with Java applications.


Completion Code

MQCC_FAILED

Programmer response

Check the certificates used to identify the queue manager.

Parent topic: [Reason code list](#)

 This build: January 26, 2011 12:02:39

[Notices](#) | [Trademarks](#) | [Downloads](#) | [Library](#) | [Support](#) | [Feedback](#)

© Copyright IBM Corporation 1999, 2009. All Rights Reserved.

This topic's URL:

fm15610_

2.2.1.359. 2402 (0962) (RC2402): MQRC_SSL_CERT_STORE_ERROR

Explanation

A connection to a queue manager was requested, specifying SSL encryption. However, none of the CertStore objects provided by the application could be searched for the certificate presented by the queue manager. The MQException object containing this reason code references the Exception encountered when searching the first CertStore; this can be obtained using the MQException.getCause() method. From JMS, the MQException is linked to the thrown JMSEException.

This reason code occurs only with Java applications.

Completion Code

MQCC_FAILED

Programmer response

Inspect the causal exception to determine the underlying error. Check the CertStore objects provided by your application. If the causal exception is a java.lang.NoSuchElementException, ensure that your application is not specifying an empty collection of CertStore objects.

Parent topic: [Reason code list](#)

 This build: January 26, 2011 12:02:40

[Notices](#) | [Trademarks](#) | [Downloads](#) | [Library](#) | [Support](#) | [Feedback](#)

© Copyright IBM Corporation 1999, 2009. All Rights Reserved.

This topic's URL:

fm15620_

2.2.1.360. 2406 (0966) (RC2406): MQRC_CLIENT_EXIT_LOAD_ERROR

Explanation

The external user exit required for a client connection could not be loaded because the shared library specified for

it cannot be found, or the entry point specified for it cannot be found.

This reason code occurs only with Java applications.


Completion Code

MQCC_FAILED

Programmer response

Ensure that the correct library has been specified, and that the path variable for the machine environment includes the relevant directory. Ensure also that the entry point has been named properly and that the named library does export it.

Parent topic: [Reason code list](#)

 This build: January 26, 2011 12:02:40

[Notices](#) | [Trademarks](#) | [Downloads](#) | [Library](#) | [Support](#) | [Feedback](#)

© Copyright IBM Corporation 1999, 2009. All Rights Reserved.

This topic's URL:

fm15630_

2.2.1.361. 2407 (0967) (RC2407): MQRC_CLIENT_EXIT_ERROR

Explanation

A failure occurred while executing a non-Java user exit for a client connection.

This reason code occurs only with Java applications.

Completion Code

MQCC_FAILED

Programmer response

Check that the non-Java user exit can accept the parameters and message being passed to it and that it can handle error conditions, and that any information that the exit requires, such as user data, is correct and available.

Parent topic: [Reason code list](#)

 This build: January 26, 2011 12:02:40

[Notices](#) | [Trademarks](#) | [Downloads](#) | [Library](#) | [Support](#) | [Feedback](#)

© Copyright IBM Corporation 1999, 2009. All Rights Reserved.

This topic's URL:

fm15640_

2.2.1.362. 2409 (0969) (RC2409): MQRC_SSL_KEY_RESET_ERROR

Explanation

On an MQCONN or MQCONNX call, the value of the SSL key reset count is not in the valid range of 0 through 999 999 999.

The value of the SSL key reset count is specified by either the value of the MQSSLRESET environment variable (MQCONN or MQCONNX call), or the value of the *KeyResetCount* field in the MQSCO structure (MQCONNX call only). For the MQCONNX call, if both MQSSLRESET and *KeyResetCount* are specified, the latter is used. MQCONN or MQCONNX

If you specify an SSL/TLS secret key reset count between 1 byte and 32Kb, SSL/TLS channels will use a secret key reset count of 32Kb. This is to avoid the overhead of excessive key resets which would occur for small SSL/TLS secret key reset values.


Completion Code

MQCC_FAILED


Programmer response

Check that the fields in the structure and the MQSSLRESET environment variable are set correctly.

Parent topic: [Reason code list](#)

 This build: January 26, 2011 12:02:40

[Notices](#) | [Trademarks](#) | [Downloads](#) | [Library](#) | [Support](#) | [Feedback](#)

 Copyright IBM Corporation 1999, 2009. All Rights Reserved.
This topic's URL:
fm15650_

2.2.1.363. 2411 (096B) (RC2411): MQRC_LOGGER_STATUS

Explanation

This condition is detected when a logger event occurs.


Completion Code

MQCC_WARNING


Programmer response

None. This reason code is only used to identify the corresponding event message.

Parent topic: [Reason code list](#)

 This build: January 26, 2011 12:02:40

[Notices](#) | [Trademarks](#) | [Downloads](#) | [Library](#) | [Support](#) | [Feedback](#)

 Copyright IBM Corporation 1999, 2009. All Rights Reserved.
This topic's URL:
fm15660_

2.2.1.364. 2412 (096C) (RC2412): MQRC_COMMAND_MQSC

Explanation

This condition is detected when an MQSC command is executed.


Completion Code

MQCC_WARNING


Programmer response

None. This reason code is only used to identify the corresponding event message.

Parent topic: [Reason code list](#)

 This build: January 26, 2011 12:02:40

[Notices](#) | [Trademarks](#) | [Downloads](#) | [Library](#) | [Support](#) | [Feedback](#)

 Copyright IBM Corporation 1999, 2009. All Rights Reserved.
This topic's URL:
fm15670_

2.2.1.365. 2413 (096D) (RC2413): MQRC_COMMAND_PCF

Explanation

This condition is detected when a PCF command is executed.


Completion Code

MQCC_WARNING

Programmer response

None. This reason code is only used to identify the corresponding event message.

Parent topic: [Reason code list](#)

 This build: January 26, 2011 12:02:40

[Notices](#) | [Trademarks](#) | [Downloads](#) | [Library](#) | [Support](#) | [Feedback](#)

© Copyright IBM Corporation 1999, 2009. All Rights Reserved.

This topic's URL:

fm15680_

2.2.1.366. 2414 (096E) (RC2414): MQRC_CFIF_ERROR

Explanation

An MQPUT or MQPUT1 call was issued, but the message data contains an MQCFIF structure that is not valid.

This reason code occurs in the following environments: AIX®, HP-UX, z/OS®, i5/OS®, Solaris, Windows, plus WebSphere® MQ clients connected to these systems.


Completion Code

MQCC_FAILED

Programmer response

Check that the fields in the structure are set correctly.

Parent topic: [Reason code list](#)

 This build: January 26, 2011 12:02:40

[Notices](#) | [Trademarks](#) | [Downloads](#) | [Library](#) | [Support](#) | [Feedback](#)

© Copyright IBM Corporation 1999, 2009. All Rights Reserved.

This topic's URL:

fm15690_

2.2.1.367. 2415 (096F) (RC2415): MQRC_CFSF_ERROR

Explanation

An MQPUT or MQPUT1 call was issued, but the message data contains an MQCFSF structure that is not valid.

This reason code occurs in the following environments: AIX®, HP-UX, z/OS®, i5/OS®, Solaris, Windows, plus WebSphere® MQ clients connected to these systems.


Completion Code

MQCC_FAILED

Programmer response

Check that the fields in the structure are set correctly.

Parent topic: [Reason code list](#)

 This build: January 26, 2011 12:02:40

[Notices](#) | [Trademarks](#) | [Downloads](#) | [Library](#) | [Support](#) | [Feedback](#)

© Copyright IBM Corporation 1999, 2009. All Rights Reserved.

This topic's URL:
fm15700_

2.2.1.368. 2416 (0970) (RC2416): MQRC_CFGR_ERROR

Explanation

An MQPUT or MQPUT1 call was issued, but the message data contains an MQCFGR structure that is not valid.

This reason code occurs in the following environments: AIX®, HP-UX, z/OS®, i5/OS®, Solaris, Windows, plus WebSphere® MQ clients connected to these systems.


Completion Code

MQCC_FAILED

Programmer response

Check that the fields in the structure are set correctly.

Parent topic: [Reason code list](#)

 This build: January 26, 2011 12:02:40

[Notices](#) | [Trademarks](#) | [Downloads](#) | [Library](#) | [Support](#) | [Feedback](#)

© Copyright IBM Corporation 1999, 2009. All Rights Reserved.

This topic's URL:
fm15710_

2.2.1.369. 2417 (0971) (RC2417): MQRC_MSG_NOT_ALLOWED_IN_GROUP

An explanation of the error, completion code, and programmer response.

Explanation

An MQPUT or MQPUT1 call was issued to put a message in a group but it is not valid to put such a message in a group. An example of an invalid message is a PCF message where the Type is MQCFT_TRACE_ROUTE.

▶ You cannot use grouped or segmented messages with Publish/Subscribe. ◀


Completion Code

MQCC_FAILED

Programmer response

Remove the invalid message from the group.

Parent topic: [Reason code list](#)

 This build: January 26, 2011 12:02:40

[Notices](#) | [Trademarks](#) | [Downloads](#) | [Library](#) | [Support](#) | [Feedback](#)

© Copyright IBM Corporation 1999, 2009. All Rights Reserved.

This topic's URL:
fm15720_

2.2.1.370. 2418 (0972) (RC2418): MQRC_FILTER_OPERATOR_ERROR

Explanation

The **Operator** parameter supplied is not valid.

If it is an input variable then the value is not one of the MQCFOP_* constant values. If it is an output variable then the parameter pointer is not valid, or it points to read-only storage. (It is not always possible to detect parameter pointers that are not valid; if not detected, unpredictable results occur.)


Completion Code

MQCC_FAILED

Programmer response

Correct the parameter.

Parent topic: [Reason code list](#)

 This build: January 26, 2011 12:02:40

[Notices](#) | [Trademarks](#) | [Downloads](#) | [Library](#) | [Support](#) | [Feedback](#)

© Copyright IBM Corporation 1999, 2009. All Rights Reserved.

This topic's URL:

fm15730_

2.2.1.371. 2419 (0973) (RC2419): MQRC_NESTED_SELECTOR_ERROR

Explanation

An mqAddBag call was issued, but the bag to be nested contained a data item with an inconsistent selector. This reason only occurs if the bag into which the nested bag was to be added was created with the MQCBO_CHECK_SELECTORS option.


Completion Code

MQCC_FAILED

Programmer response

Ensure that all data items within the bag to be nested have selectors that are consistent with the data type implied by the item.

Parent topic: [Reason code list](#)

 This build: January 26, 2011 12:02:40

[Notices](#) | [Trademarks](#) | [Downloads](#) | [Library](#) | [Support](#) | [Feedback](#)

© Copyright IBM Corporation 1999, 2009. All Rights Reserved.

This topic's URL:

fm15740_

2.2.1.372. 2420 (0974) (RC2420): MQRC_EPH_ERROR

Explanation

An MQPUT or MQPUT1 call was issued, but the message data contains an MQEPH structure that is not valid. Possible errors include the following:

- The *StrucId* field is not MQEPH_STRUC_ID.
- The *Version* field is not MQEPH_VERSION_1.
- The *StrucLength* field specifies a value that is too small to include the structure plus the variable-length data at the end of the structure.
- The *CodedCharSetId* field is zero, or a negative value that is not valid.
- The *Flags* field contains an invalid combination of MQEPH_* values.
- The *BufferLength* parameter of the call has a value that is too small to accommodate the structure, so the structure extends beyond the end of the message.


Completion Code

MQCC_FAILED

Programmer response

Check that the fields in the structure are set correctly. Ensure that the application sets the `CodedCharSetId` field to a valid value; note that MQCCSI_DEFAULT, MQCCSI_EMBEDDED, MQCCSI_Q_MGR, and MQCCSI_UNDEFINED are not valid in this field.

Parent topic: [Reason code list](#)

 This build: January 26, 2011 12:02:40

[Notices](#) | [Trademarks](#) | [Downloads](#) | [Library](#) | [Support](#) | [Feedback](#)

© Copyright IBM Corporation 1999, 2009. All Rights Reserved.

This topic's URL:
fm15750_

2.2.1.373. 2421 (0975) (RC2421): MQRC_RFH_FORMAT_ERROR

Explanation

The message contains an MQRFH structure, but its format is incorrect. If you are using WebSphere® MQ SOAP, the error is in an incoming SOAP/MQ request message.


Completion Code

MQCC_FAILED

Programmer response

If you are using WebSphere MQ SOAP with the IBM-supplied sender, contact your IBM® support center. If you are using WebSphere MQ SOAP with a bespoke sender, check that the RFH2 section of the SOAP/MQ request message is in valid RFH2 format.

Parent topic: [Reason code list](#)

 This build: January 26, 2011 12:02:40

[Notices](#) | [Trademarks](#) | [Downloads](#) | [Library](#) | [Support](#) | [Feedback](#)

© Copyright IBM Corporation 1999, 2009. All Rights Reserved.

This topic's URL:
fm15760_

2.2.1.374. 2422 (0976) (RC2422): MQRC_CFBF_ERROR

Explanation

An MQPUT or MQPUT1 call was issued, but the message data contains an MQCFBF structure that is not valid.

This reason code occurs in the following environments: AIX®, HP-UX, i5/OS®, Solaris, Windows, plus WebSphere® MQ clients connected to these systems.

Completion Code

MQCC_FAILED

Programmer response

Check that the fields in the structure are set correctly.

Parent topic: [Reason code list](#)

 This build: January 26, 2011 12:02:40

[Notices](#) | [Trademarks](#) | [Downloads](#) | [Library](#) | [Support](#) | [Feedback](#)

© Copyright IBM Corporation 1999, 2009. All Rights Reserved.

This topic's URL:
fm15770_

2.2.1.375. 2423 (0977) (RC2423): MQRC_CLIENT_CHANNEL_CONFLICT

Explanation

A client channel definition table was specified for determining the name of the channel, but the name has already been defined.

This reason code occurs only with Java applications.


Completion Code

MQCC_FAILED


Programmer response

Change the channel name to blank and try again.

Parent topic: [Reason code list](#)

 This build: January 26, 2011 12:02:41

[Notices](#) | [Trademarks](#) | [Downloads](#) | [Library](#) | [Support](#) | [Feedback](#)

 Copyright IBM Corporation 1999, 2009. All Rights Reserved.

This topic's URL:

fm15780_

2.2.1.376. 2424 (0978) (RC2424): MQRC_SD_ERROR

Explanation

On the MQSUB call, the Subscription Descriptor MQSD is not valid, for one of the following reasons:

- The StrucId field is not MQSD_SCTRUC_ID.
- The Version field specifies a value that is not valid or not supported.
- The parameter pointer is not valid (it is not always possible to detect parameter pointers that are not valid; if not detected, unpredictable results can occur).
- The queue manager cannot copy the changes structure to application storage, even though the call is successful. This can occur, for example, if the pointer points to read-only storage.


Completion Code

MQCC_FAILED


Programmer Response

Ensure that input fields in the MQSD structure are set correctly.

Parent topic: [Reason code list](#)

 This build: January 26, 2011 12:02:52

[Notices](#) | [Trademarks](#) | [Downloads](#) | [Library](#) | [Support](#) | [Feedback](#)

 Copyright IBM Corporation 1999, 2009. All Rights Reserved.

This topic's URL:



fm20000_

2.2.1.377. 2425 (0979) (RC2425): MQRC_TOPIC_STRING_ERROR

Explanation

On the MQOPEN or MQPUT1 call in the Object Descriptor MQOD, or on the MQSUB call in the Subscription Descriptor MQSD the resultant full topic string is not valid.

One of the following applies:

- ObjectName contains the name of a TOPIC object whose TOPICSTR attribute contains an empty topic string.
-  The fully resolved topic string contains the escape character '%' and it is not followed by one of the characters, '*', '?', or '%', and the MQSO_WILDCARD_CHAR option has been used on an MQSUB call. 


Completion Code

MQCC_FAILED

Programmer Response

Ensure that there are no invalid topic string characters in either ObjectString or ObjectName.

Parent topic: [Reason code list](#)

 This build: January 26, 2011 12:02:52

[Notices](#) | [Trademarks](#) | [Downloads](#) | [Library](#) | [Support](#) | [Feedback](#)

© Copyright IBM Corporation 1999, 2009. All Rights Reserved.

This topic's URL:



fm20010_



2.2.1.378. 2426 (097A) (RC2426): MQRC_STS_ERROR

Explanation

On an MQSTAT call, the MQSTS structure is not valid, for one of the following reasons:

- The StrucId field is not MQSTS_STRUC_ID.
- The Version field specifies a value that is not valid or not supported.
- The parameter pointer is not valid. (It is not always possible to detect parameter pointers that are not valid; if not detected, unpredictable results occur.)
-  The queue manager cannot copy the changed structure to application storage, even though the call is successful. This can occur, for example, if the pointer points to read-only storage. 

Completion Code

MQCC_FAILED

Programmer Response

Ensure that input fields in the MQSTS structure are set correctly.

Parent topic: [Reason code list](#)

 This build: January 26, 2011 12:02:52

[Notices](#) | [Trademarks](#) | [Downloads](#) | [Library](#) | [Support](#) | [Feedback](#)

© Copyright IBM Corporation 1999, 2009. All Rights Reserved.

This topic's URL:

fm20020_



2.2.1.379. 2428 (097C) (RC2428): MQRC_NO_SUBSCRIPTION

Explanation

An MQSUB call using option MQSO_RESUME was made specifying a full subscription name that does not match any existing subscription.


Completion Code

MQCC_FAILED

Programmer Response

Ensure that the subscription exists and that the full subscription name is correctly specified in your application. The full subscription name is built from the ConnTag field specified at connection time in the MQCNO structure and the SubName field specified at MQSUB time in the MQSD structure.

Parent topic: [Reason code list](#)

 This build: January 26, 2011 12:02:52

[Notices](#) | [Trademarks](#) | [Downloads](#) | [Library](#) | [Support](#) | [Feedback](#)

© Copyright IBM Corporation 1999, 2009. All Rights Reserved.

This topic's URL:
fm20030_

2.2.1.380. 2429 (097D) (RC2429): MQRC_SUBSCRIPTION_IN_USE

Explanation

An MQSUB call using option MQSO_RESUME was made specifying a full subscription name that exists and is in use by another application.


Completion Code

MQCC_FAILED

Programmer Response

Ensure that the subscription name is correctly specified in your application. The subscription name is specified in the SubName field in the MQSD structure.

Parent topic: [Reason code list](#)

 This build: January 26, 2011 12:02:52

[Notices](#) | [Trademarks](#) | [Downloads](#) | [Library](#) | [Support](#) | [Feedback](#)

© Copyright IBM Corporation 1999, 2009. All Rights Reserved.

This topic's URL:
fm20040_

2.2.1.381. 2430 (097E) (RC2430): MQRC_STAT_TYPE_ERROR


Explanation

The STS parameter contains options that are not valid for the MQSTAT call. This reason also occurs if the parameter pointer is not valid. (It is not always possible to detect parameter pointers that are not valid; if not detected, unpredictable results occur.)

Programmer response

Specify a valid MQSTS structure as a parameter on the call to MQSTAT.

Parent topic: [Reason code list](#)

 This build: January 26, 2011 12:02:52

[Notices](#) | [Trademarks](#) | [Downloads](#) | [Library](#) | [Support](#) | [Feedback](#)

© Copyright IBM Corporation 1999, 2009. All Rights Reserved.

This topic's URL:
ir20050_

2.2.1.382. 2431 (097F) (RC2431): MQRC_SUB_USER_DATA_ERROR

Explanation

On the MQSUB call in the Subscription Descriptor MQSD the SubUserData field is not valid. One of the following applies:

- SubUserData.VSLength is greater than zero, but SubUserData.VSOffset is zero and SubUserData.VSPtr is the null pointer.
- SubUserData.VSOffset is nonzero and SubUserData.VSPtr is not the null pointer (that is, it appears both fields are being used where only one is allowed).
- SubUserData.VSPtr is not a valid pointer.
- SubUserData.VSOffset or SubUserData.VSPtr points to storage that is not accessible.

- SubUserData.VSLength exceeds the maximum length allowed for this field.


Completion Code

MQCC_FAILED

Programmer Response

Ensure that one of SubUserData.VSOffset or SubUserData.VSPtr is zero and the other nonzero. Ensure that the field used points to accessible storage. Specify a length that does not exceed the maximum length allowed for this field.

Parent topic: [Reason code list](#)

 This build: January 26, 2011 12:02:52

[Notices](#) | [Trademarks](#) | [Downloads](#) | [Library](#) | [Support](#) | [Feedback](#)

© Copyright IBM Corporation 1999, 2009. All Rights Reserved.

This topic's URL:

fm20060_

2.2.1.383. 2432 (0980) (RC2432): MQRC_SUB_ALREADY_EXISTS

Explanation

An MQSUB call was issued to create a subscription, using the MQSO_CREATE option, but a subscription using the same SubName and ObjectString already exists.


Completion Code

MQCC_FAILED

Programmer Response

Ensure that the SubName and ObjectString input fields in the MQSD structure are set correctly, or use the MQSO_RESUME option to get a handle for the subscription that already exists.

Parent topic: [Reason code list](#)

 This build: January 26, 2011 12:02:52

[Notices](#) | [Trademarks](#) | [Downloads](#) | [Library](#) | [Support](#) | [Feedback](#)

© Copyright IBM Corporation 1999, 2009. All Rights Reserved.

This topic's URL:

fm20070_

2.2.1.384. 2434 (0982) (RC2434): MQRC_IDENTITY_MISMATCH

Explanation

An MQSUB call using either MQSO_RESUME or MQSO_ALTER was made against a subscription that has the MQSO_FIXED_USERID option set, by a userid other than the one recorded as owning the subscription.


Completion Code

MQCC_FAILED

Programmer Response

Correct the full subscription name to one that is unique, or update the existing subscription to allow different userids to use it by using the MQSO_ANY_USERID option from an application running under the owning userid.

Parent topic: [Reason code list](#)

 This build: January 26, 2011 12:02:52

[Notices](#) | [Trademarks](#) | [Downloads](#) | [Library](#) | [Support](#) | [Feedback](#)

© Copyright IBM Corporation 1999, 2009. All Rights Reserved.

This topic's URL:

fm20080_

2.2.1.385. 2435 (0983) (RC2435): MQRC_ALTER_SUB_ERROR

Explanation

An MQSUB call using option MQSO_ALTER was made changing a subscription that was created with the MQSO_IMMUTABLE option.


Completion Code

MQCC_FAILED

Programmer Response

Remove the subscription using MQCLOSE and recreate it again with MQSUB with the attributes set correctly.

Parent topic: [Reason code list](#)

 This build: January 26, 2011 12:02:52

[Notices](#) | [Trademarks](#) | [Downloads](#) | [Library](#) | [Support](#) | [Feedback](#)

© Copyright IBM Corporation 1999, 2009. All Rights Reserved.

This topic's URL:

fm20090_

2.2.1.386. 2436 (0984) (RC2436): MQRC_DURABILITY_NOT_ALLOWED

Explanation

An MQSUB call using the MQSO_DURABLE option failed. This can be for one of the following reasons:

- The topic subscribed to is defined as DURSUB(NO).
- The queue named SYSTEM.DURABLE.SUBSCRIBER.QUEUE is not available.


Completion Code

MQCC_FAILED

Programmer Response

Durable subscriptions are stored on the SYSTEM.DURABLE.SUBSCRIBER.QUEUE. Ensure that this queue is available for use. Possible reasons for failure include the queue being full, the queue being put inhibited, or the queue not existing. If the topic subscribed to is defined as DURSUB(NO) either alter the administrative topic node to use DURSUB(YES) or use the MQSO_NON_DURABLE option instead.

Parent topic: [Reason code list](#)

 This build: January 26, 2011 12:02:52

[Notices](#) | [Trademarks](#) | [Downloads](#) | [Library](#) | [Support](#) | [Feedback](#)

© Copyright IBM Corporation 1999, 2009. All Rights Reserved.

This topic's URL:

fm20100_

2.2.1.387. 2437 (0985) (RC2437): MQRC_NO_RETAINED_MSG

Explanation

An MQSUBRQ call was made to a topic to request that any retained publications for this topic are sent to the subscriber. However there are no retained publications currently stored for this topic.


Completion Code

MQCC_FAILED

Programmer Response

Ensure that publishers to the topic are marking their publication to be retained and that publications are being made to this topic.

Parent topic: [Reason code list](#)

 This build: January 26, 2011 12:02:52

[Notices](#) | [Trademarks](#) | [Downloads](#) | [Library](#) | [Support](#) | [Feedback](#)

© Copyright IBM Corporation 1999, 2009. All Rights Reserved.

This topic's URL:

fm20110_

2.2.1.388. 2438 (0986) (RC2438): MQRC_SRO_ERROR

Explanation

On the MQSUBRQ call, the Subscription Request Options MQSRO is not valid, for one of the following reasons:

- The StrucId field is not MQSRO_STRUC_ID.
- The Version field specifies a value that is not valid or not supported.
- The parameter pointer is not valid. (It is not always possible to detect parameter pointers that are not valid; if not detected, unpredictable results occur.)
- The queue manager cannot copy the changed structure to application storage, even though the call is successful. This can occur, for example, if the pointer points to read-only storage.


Completion Code

MQCC_FAILED

Programmer Response

Ensure that input fields in the MQSRO structure are set correctly.

Parent topic: [Reason code list](#)

 This build: January 26, 2011 12:02:52

[Notices](#) | [Trademarks](#) | [Downloads](#) | [Library](#) | [Support](#) | [Feedback](#)

© Copyright IBM Corporation 1999, 2009. All Rights Reserved.

This topic's URL:

fm20120_

2.2.1.389. 2440 (0988) (RC2440): MQRC_SUB_NAME_ERROR

Explanation

On the MQSUB call in the Subscription Descriptor MQSD the SubName field is not valid or has been omitted. This is required if the MQSD option MQSO_DURABLE is specified, but may also be used if MQSO_DURABLE is not specified.

One of the following applies:

- SubName.VSLength is greater than zero, but SubName.VSOffset is zero and SubName.VSPtr is the null pointer.
- SubName.VSOffset is nonzero and SubName.VSPtr is not the null pointer (that is, it appears both fields are being used where only one is allowed).
- SubName.VSPtr is not a valid pointer.
- SubName.VSOffset or SubName.VSPtr points to storage that is not accessible.
- SubName.VSLength is zero but this field is required.
- SubName.VSLength exceeds the maximum length allowed for this field.

Completion Code


MQCC_FAILED

Programmer Response

Ensure that SubName is specified and SubName.VSLength is nonzero. Ensure that one of SubName.VSOffset or SubName.VSPtr is zero and the other nonzero. Ensure that the field used points to accessible storage. Specify a length that does not exceed the maximum length allowed for this field.

► This code can be returned if the sd.Options flags MQSO_CREATE and MQSO_RESUME are set together and sd.SubName is not initialized. You must also initialize the MQCHARV structure for sd.SubName, even if there is no subscription to resume. See [Example 2: Managed MQ subscriber](#) for more details. ◀

Parent topic: [Reason code list](#)

 This build: January 26, 2011 12:02:52

[Notices](#) | [Trademarks](#) | [Downloads](#) | [Library](#) | [Support](#) | [Feedback](#)

© Copyright IBM Corporation 1999, 2009. All Rights Reserved.

This topic's URL:

fm20130_

2.2.1.390. 2441 (0989) (RC2441): MQRC_OBJECT_STRING_ERROR

Explanation

On the MQOPEN or MQPUT1 call in the Object Descriptor MQOD, or on the MQSUB call in the Subscription Descriptor MQSD the ObjectString field is not valid.

One of the following applies:

- ObjectString.VSLength is greater than zero, but ObjectString.VSOffset is zero and ObjectString.VSPtr is the null pointer.
- ObjectString.VSOffset is nonzero and ObjectString.VSPtr is not the null pointer (that is, it appears both fields are being used where only one is allowed).
- ObjectString.VSPtr is not a valid pointer.
- ObjectString.VSOffset or ObjectString.VSPtr points to storage that is not accessible.
- ObjectString.VSLength exceeds the maximum length allowed for this field.


Completion Code

MQCC_FAILED

Programmer Response

Ensure that one of ObjectString.VSOffset or ObjectString.VSPtr is zero and the other nonzero. Ensure that the field used points to accessible storage. Specify a length that does not exceed the maximum length allowed for this field.

Parent topic: [Reason code list](#)

 This build: January 26, 2011 12:02:52

[Notices](#) | [Trademarks](#) | [Downloads](#) | [Library](#) | [Support](#) | [Feedback](#)

© Copyright IBM Corporation 1999, 2009. All Rights Reserved.

This topic's URL:

fm20140_

2.2.1.391. 2442 (098A) (RC2442): MQRC_PROPERTY_NAME_ERROR

Explanation

An attempt was made to set a property with an invalid name. This is for one of the following reasons:

- The name contained an invalid character.
- The name begins "JMS" or "usr.JMS" and the JMS property is not recognized.
- The name begins "mq" (except "mq_usr"), "jms", "mcd", "usr" or "sib" (in any mixture of lower or uppercase) and contains more than one "." character (U+002E). Multiple "." characters are not allowed in

properties with those prefixes.

- The name is "NULL", "TRUE", "FALSE", "NOT", "AND", "OR", "BETWEEN", "LIKE", "IN", "IS" and "ESCAPE" or is one of these keywords prefixed by "usr."
- The name begins with "Body" or "Root" (except for names beginning "Root.MQMD.").
- A "." character must not be followed immediately by another "." character.
- The "." character cannot be the last character in a property name.


Completion Code

MQCC_FAILED


Programmer Response

Valid property names are described in the WebSphere MQ documentation. Ensure that all properties in the message have valid names before re-issuing the call.

Parent topic: [Reason code list](#)

 This build: January 26, 2011 12:02:52

[Notices](#) | [Trademarks](#) | [Downloads](#) | [Library](#) | [Support](#) | [Feedback](#)

 Copyright IBM Corporation 1999, 2009. All Rights Reserved.

This topic's URL:
fm20150_

2.2.1.392. 2443 (098B) (RC2443): MQRC_SEGMENTATION_NOT_ALLOWED

Explanation

An MQPUT or MQPUT1 call was issued to put a segmented message or a message that may be broken up into smaller segments (MQMF_SEGMENTATION_ALLOWED). The message was found to contain one or more MQ-defined properties in the message data; MQ-defined properties are not valid in the message data of a segmented message.


Completion Code

MQCC_FAILED


Programmer Response

Remove the invalid properties from the message data or prevent the message from being segmented.

Parent topic: [Reason code list](#)

 This build: January 26, 2011 12:02:52

[Notices](#) | [Trademarks](#) | [Downloads](#) | [Library](#) | [Support](#) | [Feedback](#)

 Copyright IBM Corporation 1999, 2009. All Rights Reserved.

This topic's URL:
fm20160_



2.2.1.393. 2444 (098C) (RC2444): MQRC_CBD_ERROR

Explanation

a MQCB call the MQCBD structure is not valid for one of the following reasons:

- The StrucId field is not MQCBD_STRUC_ID
- The Version field is specifies a value that is not valid or is not supported
- The parameter pointer is not valid. (It is not always possible to detect parameter pointers that are not valid; if not detected, unpredictable results occur.)


Completion Code

MQCC_FAILED


Programmer Response

Ensure that input fields in the MQCBD structure are set correctly.

Parent topic: [Reason code list](#)

 This build: January 26, 2011 12:02:52

[Notices](#) | [Trademarks](#) | [Downloads](#) | [Library](#) | [Support](#) | [Feedback](#)

 Copyright IBM Corporation 1999, 2009. All Rights Reserved.

This topic's URL:

fm20170_



2.2.1.394. 2445 (098D) (RC2445): MQRC_CTLO_ERROR

Explanation

On a MQCTL call the MQCTLO structure is not valid for one of the following reasons:

- The StrucId field is not MQCTLO_STRUC_ID
- The Version field specifies a value that is not valid or is not supported
- The parameter pointer is not valid. (It is not always possible to detect parameter pointers that are not valid; if not detected, unpredictable results occur.)


Completion Code

MQCC_FAILED


Programmer Response

Ensure that input fields in the MQCTLO structure are set correctly.

Parent topic: [Reason code list](#)

 This build: January 26, 2011 12:02:53

[Notices](#) | [Trademarks](#) | [Downloads](#) | [Library](#) | [Support](#) | [Feedback](#)

 Copyright IBM Corporation 1999, 2009. All Rights Reserved.

This topic's URL:

fm20180_



2.2.1.395. 2446 (098E) (RC2446): MQRC_NO_CALLBACKS_ACTIVE

Explanation

An MQCTL call was made with an Operation of MQOP_START_WAIT and has returned because there are no currently defined callbacks which are not suspended.

Completion Code

MQCC_FAILED


Programmer Response

Ensure that there is at least one registered, resumed consumer function.

Parent topic: [Reason code list](#)

 This build: January 26, 2011 12:02:53

[Notices](#) | [Trademarks](#) | [Downloads](#) | [Library](#) | [Support](#) | [Feedback](#)

 Copyright IBM Corporation 1999, 2009. All Rights Reserved.

This topic's URL:

fm20190_



2.2.1.396. 2448 (0990) (RC2448): MQRC_CALLBACK_NOT_REGISTERED

Explanation

An attempt to issue an MQCB call has been made against an object handle which does not currently have a registered callback.


Completion Code

MQCC_FAILED

Programmer Response

Ensure that a callback has been registered against the object handle.

Parent topic: [Reason code list](#)

 This build: January 26, 2011 12:02:53

[Notices](#) | [Trademarks](#) | [Downloads](#) | [Library](#) | [Support](#) | [Feedback](#)

© Copyright IBM Corporation 1999, 2009. All Rights Reserved.

This topic's URL:

fm20200_



2.2.1.397. 2449 (0991) (RC2449): MQRC_OPERATION_NOT_ALLOWED

Explanation

An MQCTL call was made with an Operation that is not allowed because of the state of asynchronous consumption on the hConn is currently in.

If Operation was MQOP_RESUME, the operation is not allowed because the state of asynchronous consumption on the hConn is STOPPED. Re-issue MQCTL with the MQOP_START Operation.

If Operation was MQOP_SUSPEND, the operation is not allowed because the state of asynchronous consumption on the hConn is STOPPED. If you need to get your hConn into a SUSPENDED state, issue MQCTL with the MQOP_START Operation followed by MQCTL with MQOP_SUSPEND.

If Operation was MQOP_START, the operation is not allowed because the state of asynchronous consumption on the hConn is SUSPENDED. Re-issue MQCTL with the MQOP_RESUME Operation.

If Operation was MQOP_START_WAIT, the operation is not allowed because either

- The state of asynchronous consumption on the hConn is SUSPENDED. Re-issue MQCTL with the MQOP_RESUME Operation.
- The state of asynchronous consumption on the hConn is already STARTED. Do not mix the use of MQOP_START and MQOP_START_WAIT within one application.

Completion Code

MQCC_FAILED

Programmer Response

Re-issue the MQCTL call with the correct Operation.

Parent topic: [Reason code list](#)

 This build: January 26, 2011 12:02:56

[Notices](#) | [Trademarks](#) | [Downloads](#) | [Library](#) | [Support](#) | [Feedback](#)

© Copyright IBM Corporation 1999, 2009. All Rights Reserved.

This topic's URL:

fm21040_



2.2.1.398. 2457 (0999) (RC2457): MQRC_OPTIONS_CHANGED

Explanation

An MQGET call on a queue handle opened using MQOO_READ_AHEAD (or resolved to that value through the queue's default value) has altered an option that is required to be consistent between MQGET calls.


Completion Code

MQCC_FAILED

Programmer Response

Keep all required MQGET options the same between invocations of MQGET, or use MQOO_NO_READ_AHEAD when opening the queue.

Parent topic: [Reason code list](#)

 This build: January 26, 2011 12:02:53

[Notices](#) | [Trademarks](#) | [Downloads](#) | [Library](#) | [Support](#) | [Feedback](#)

© Copyright IBM Corporation 1999, 2009. All Rights Reserved.

This topic's URL:

fm20230_



2.2.1.399. 2458 (099A) (RC2458): MQRC_READ_AHEAD_MSGS

Explanation

On an MQCLOSE call, the option MQCO_QUIESCE was used and there are still messages stored in client read ahead buffer that were sent to the client ahead of an application requesting them and have not yet been consumed by the application.


Completion Code

MQCC_WARNING

Programmer Response

Continue to consume messages using the queue handle until there are no more available and then issue the MQCLOSE again, or choose to discard these messages by issuing the MQCLOSE call with the MQCO_IMMEDIATE option instead.

Parent topic: [Reason code list](#)

 This build: January 26, 2011 12:02:53

[Notices](#) | [Trademarks](#) | [Downloads](#) | [Library](#) | [Support](#) | [Feedback](#)

© Copyright IBM Corporation 1999, 2009. All Rights Reserved.

This topic's URL:

fm20240_



2.2.1.400. 2459 (099B) (RC2459): MQRC_SELECTOR_SYNTAX_ERROR

Explanation

An MQOPEN, MQPUT1 or MQSUB call was issued but a selection string was specified which contained a syntax error.


Completion Code

MQCC_FAILED

Programmer Response

Consult the document [▶Message selector syntax◀](#) and ensure that you have correctly followed the rules for specifying selection strings. Correct any syntax errors and resubmit the MQ API call for which the error occurred.

Parent topic: [Reason code list](#)

 This build: January 26, 2011 12:02:53

[Notices](#) | [Trademarks](#) | [Downloads](#) | [Library](#) | [Support](#) | [Feedback](#)

© Copyright IBM Corporation 1999, 2009. All Rights Reserved.

This topic's URL:

fm20250_



2.2.1.401. 2460 (099C) (RC2460): MQRC_HMSG_ERROR

Explanation

On an MQCRTMH, MQDLTMH, MQSETMP, MQINQMP or MQDLT call, a message handle supplied is not valid, for one of the following reasons:

- The parameter pointer is not valid, or (for the MQCRTMH call) points to read-only storage. (It is not always possible to detect parameter pointers that are not valid; if not detected, unpredictable results occur.)
- The value specified was not returned by a preceding MQCRTMH call.
- The value specified has been made invalid by a preceding MQDLTMH call.

Completion Code

MQCC_FAILED

Programmer Response

Ensure that a successful MQCRTMH call is performed for the connection, and that an MQDLTMH call has not already been performed for it. Ensure that the handle is being used within its valid scope (see the description of MQCRTMH in the WebSphere MQ documentation).

Parent topic: [Reason code list](#)

 This build: January 26, 2011 12:02:53

[Notices](#) | [Trademarks](#) | [Downloads](#) | [Library](#) | [Support](#) | [Feedback](#)

© Copyright IBM Corporation 1999, 2009. All Rights Reserved.

This topic's URL:

fm20260_



2.2.1.402. 2461 (099D) (RC2461): MQRC_CMHO_ERROR

Explanation

On an MQCRTMH call, the create message handle options structure MQCMHO is not valid, for one of the following reasons:

- The StrucId field is not MQCMHO_STRUC_ID.
- The Version field specifies a value that is not valid or not supported.
- The parameter pointer is not valid. (It is not always possible to detect parameter pointers that are not valid; if not detected, unpredictable results occur.)


Completion Code

MQCC_FAILED

Programmer Response

Ensure that input fields in the MQCMHO structure are set correctly.

Parent topic: [Reason code list](#)

 This build: January 26, 2011 12:02:53

[Notices](#) | [Trademarks](#) | [Downloads](#) | [Library](#) | [Support](#) | [Feedback](#)

© Copyright IBM Corporation 1999, 2009. All Rights Reserved.

This topic's URL:

fm20270_



2.2.1.403. 2462 (099E) (RC2462): MQRC_DMHO_ERROR

Explanation

On an MQDLTMH call, the delete message handle options structure MQDMHO is not valid, for one of the following reasons:

- The StrucId field is not MQCMHO_STRUC_ID.
- The Version field specifies a value that is not valid or not supported.
- The parameter pointer is not valid. (It is not always possible to detect parameter pointers that are not valid; if not detected, unpredictable results occur.)


Completion Code

MQCC_FAILED

Programmer Response

Ensure that input fields in the MQDMHO structure are set correctly.

Parent topic: [Reason code list](#)

 This build: January 26, 2011 12:02:53

[Notices](#) | [Trademarks](#) | [Downloads](#) | [Library](#) | [Support](#) | [Feedback](#)

© Copyright IBM Corporation 1999, 2009. All Rights Reserved.

This topic's URL:

fm20280_



2.2.1.404. 2463 (099F) (RC2463): MQRC_SMPO_ERROR

Explanation

On an MQSETMP call, the set message property options structure MQSMPO is not valid, for one of the following reasons:

- The StrucId field is not MQSMPO_STRUC_ID.
- The Version field specifies a value that is not valid or not supported.
- The parameter pointer is not valid. (It is not always possible to detect parameter pointers that are not valid; if not detected, unpredictable results occur.)


Completion Code

MQCC_FAILED

Programmer Response

Ensure that input fields in the MQSMPO structure are set correctly.

Parent topic: [Reason code list](#)

 This build: January 26, 2011 12:02:53

[Notices](#) | [Trademarks](#) | [Downloads](#) | [Library](#) | [Support](#) | [Feedback](#)

© Copyright IBM Corporation 1999, 2009. All Rights Reserved.

This topic's URL:

fm20290_



2.2.1.405. 2464 (09A0) (RC2464): MQRC_IMPO_ERROR

Explanation

On an MQINQMP call, the inquire message property options structure MQIMPO is not valid, for one of the following reasons:

- The StrucId field is not MQIMPO_STRUC_ID.
- The Version field specifies a value that is not valid or not supported.
- The parameter pointer is not valid. (It is not always possible to detect parameter pointers that are not valid; if not detected, unpredictable results occur.)
- The queue manager cannot copy the changed structure to application storage, even though the call is successful. This can occur, for example, if the pointer points to read-only storage.

Completion Code

MQCC_FAILED

Programmer Response

Ensure that input fields in the MQIMPO structure are set correctly.

Parent topic: [Reason code list](#)

This build: January 26, 2011 12:02:53

[Notices](#) | [Trademarks](#) | [Downloads](#) | [Library](#) | [Support](#) | [Feedback](#)

© Copyright IBM Corporation 1999, 2009. All Rights Reserved.

This topic's URL:

fm20300_



2.2.1.406. 2465 (09A1) (RC2465): MQRC_PROPERTY_NAME_TOO_BIG

Explanation

On an MQINQMP call, WebSphere MQ attempted to copy the name of the inquired property into the location indicated by the ReturnedName field of the InqPropOpts parameter but the buffer was too small to contain the full property name. The call failed but the VSLength field of the ReturnedName of the InqPropOpts parameter indicates how large the ReturnedName buffer needs to be.

Completion Code

MQCC_FAILED

Programmer response

The full property name can be retrieved by calling MQINQMP again with a larger buffer for the returned name, also specifying the MQIMPO_INQ_PROP_UNDER_CURSOR option. This will inquire on the same property.

Parent topic: [Reason code list](#)

This build: January 26, 2011 12:02:53

[Notices](#) | [Trademarks](#) | [Downloads](#) | [Library](#) | [Support](#) | [Feedback](#)

© Copyright IBM Corporation 1999, 2009. All Rights Reserved.

This topic's URL:

fm20310_



2.2.1.407. 2466 (09A2) (RC2466): MQRC_PROP_VALUE_NOT_CONVERTED

Explanation

An MQINQMP call was issued with the MQIMPO_CONVERT_VALUE option specified in the InqPropOpts parameter, but an error occurred during conversion of the value of the property. The property value is returned unconverted, the values of the ReturnedCCSID and ReturnedEncoding fields in the InqPropOpts parameter are set to those of the value returned.


Completion Code

MQCC_FAILED

Programmer Response

Check that the property value is correctly described by the ValueCCSID and ValueEncoding parameters that were specified when the property was set. Also check that these values, and the RequestedCCSID and RequestedEncoding specified in the InqPropOpts parameter of the MQINQMP call, are supported for MQ conversion. If the required conversion is not supported, conversion must be carried out by the application.

Parent topic: [Reason code list](#)

 This build: January 26, 2011 12:02:53

[Notices](#) | [Trademarks](#) | [Downloads](#) | [Library](#) | [Support](#) | [Feedback](#)

© Copyright IBM Corporation 1999, 2009. All Rights Reserved.

This topic's URL:

fm20320_



2.2.1.408. 2467 (09A3) (RC2467): MQRC_PROP_TYPE_NOT_SUPPORTED

Explanation

An MQINQMP call was issued and the property inquired has an unsupported data type. A string representation of the value is returned and the TypeString field of the InqPropOpts parameter can be used to determine the data type of the property.


Completion Code

MQCC_WARNING

Programmer Response

Check whether the property value was intended to have a data type indicated by the TypeString field. If so the application must decide how to interpret the value. If not modify the application that set the property to give it a supported data type.

Parent topic: [Reason code list](#)

 This build: January 26, 2011 12:02:53

[Notices](#) | [Trademarks](#) | [Downloads](#) | [Library](#) | [Support](#) | [Feedback](#)

© Copyright IBM Corporation 1999, 2009. All Rights Reserved.

This topic's URL:

fm20330_



2.2.1.409. 2469 (09A5) (RC2469): MQRC_PROPERTY_VALUE_TOO_BIG

Explanation

On an MQINQMP call, the property value was too large to fit into the supplied buffer. The DataLength field is set to the length of the property value before truncation and the Value parameter contains as much of the value as fits.

On an MQMHBUF call, the BufferLength was less than the size of the properties to be put in the buffer. In this case the call fails. The DataLength field is set to the length of the properties before truncation.


Completion Code

MQCC_WARNING

Programmer Response

Supply a buffer that is at least as large as DataLength if all of the property value data is required and call MQINQMP again with the MQIMPO_INQ_PROP_UNDER_CURSOR option specified.

Parent topic: [Reason code list](#)

 This build: January 26, 2011 12:02:53

[Notices](#) | [Trademarks](#) | [Downloads](#) | [Library](#) | [Support](#) | [Feedback](#)

© Copyright IBM Corporation 1999, 2009. All Rights Reserved.

This topic's URL:

fm20340_



2.2.1.410. 2470 (09A6) (RC2470): MQRC_PROP_CONV_NOT_SUPPORTED

Explanation

On an MQINQMP call, the MQIMPO_CONVERT_TYPE option was specified to request that the property value be converted to the supplied data type before the call returned. Conversion between the actual and requested property data types is not supported. The Type parameter indicates the data type of the property value.


Completion Code

MQCC_FAILED

Programmer Response

Either call MQINQMP again without MQIMPO_CONVERT_TYPE specified, or request a data type for which conversion is supported.

Parent topic: [Reason code list](#)

 This build: January 26, 2011 12:02:53

[Notices](#) | [Trademarks](#) | [Downloads](#) | [Library](#) | [Support](#) | [Feedback](#)

© Copyright IBM Corporation 1999, 2009. All Rights Reserved.

This topic's URL:

fm20350_



2.2.1.411. 2471 (09A7) (RC2471): MQRC_PROPERTY_NOT_AVAILABLE

Explanation

On an MQINQMP call, no property could be found that matched the specified name. When iterating through multiple properties, possibly using a name containing a wildcard character, this indicates that all properties matching the name have now been returned.

Completion Code

MQCC_FAILED

Programmer response

Ensure that the correct property name was specified. If the name contains a wildcard character specify option MQIMPO_INQ_FIRST to begin iterating over the properties again.

Parent topic: [Reason code list](#)

 This build: January 26, 2011 12:02:53

[Notices](#) | [Trademarks](#) | [Downloads](#) | [Library](#) | [Support](#) | [Feedback](#)

© Copyright IBM Corporation 1999, 2009. All Rights Reserved.

This topic's URL:

fm20360_



2.2.1.412. 2472 (09A8) (RC2472): MQRC_PROP_NUMBER_FORMAT_ERROR

Explanation

On an MQINQMP call, conversion of the property value was requested. The format of the property is invalid for conversion to the requested data type.

Completion Code

MQCC_FAILED

Programmer Response

Ensure that the correct property name and data type were specified. Ensure that the application setting the property gave it the correct format. See the documentation for the MQINQMP call for details on the formats required for data conversion of property values.

Parent topic: [Reason code list](#)

This build: January 26, 2011 12:02:53

[Notices](#) | [Trademarks](#) | [Downloads](#) | [Library](#) | [Support](#) | [Feedback](#)

© Copyright IBM Corporation 1999, 2009. All Rights Reserved.

This topic's URL:

fm20370_



2.2.1.413. 2473 (09A9) (RC2473): MQRC_PROPERTY_TYPE_ERROR

Explanation

On an MQSETMP call, the Type parameter does not specify a valid MQTYPE_* value. For properties beginning "Root.MQMD." or "JMS" the specified Type must correspond to the data type of the matching MQMD or JMS header field:

- For MQCHARn or Java String fields use MQTYPE_STRING.
- For MQLONG or Java int fields use MQTYPE_INT32.
- For MQBYTEn fields use MQTYPE_BYTE_STRING.
- For Java long fields use MQTYPE_INT64.

On an MQINQMP call, the Type parameter is not valid. Either the parameter pointer is not valid, the value is invalid, or it points to read-only storage. (It is not always possible to detect parameter pointers that are not valid; if not detected, unpredictable results occur.)

Completion Code

MQCC_FAILED

Programmer Response

Correct the parameter.

Parent topic: [Reason code list](#)

This build: January 26, 2011 12:02:53

[Notices](#) | [Trademarks](#) | [Downloads](#) | [Library](#) | [Support](#) | [Feedback](#)

© Copyright IBM Corporation 1999, 2009. All Rights Reserved.

This topic's URL:

fm20380_



2.2.1.414. 2478 (09AE) (RC2478): MQRC_PROPERTIES_TOO_BIG

Explanation

An MQPUT or MQPUT1 call was issued to put a message on a queue, but the properties of the message were too large. The length of the properties cannot exceed the value of the MaxPropertiesLength queue manager attribute.

Completion Code

MQCC_FAILED

Programmer Response

Do one of the following:

- Reduce the number or the size of the properties associated with the message. This could include moving some of the properties into the application data.
- Increase the value of the MaxPropertiesLength queue manager attribute.

Parent topic: [Reason code list](#)

This build: January 26, 2011 12:02:53

[Notices](#) | [Trademarks](#) | [Downloads](#) | [Library](#) | [Support](#) | [Feedback](#)

© Copyright IBM Corporation 1999, 2009. All Rights Reserved.

This topic's URL:

fm20390_



2.2.1.415. 2479 (09AF) (RC2479): MQRC_PUT_NOT_RETAINED

Explanation

An MQPUT or MQPUT1 call was issued to publish a message on a topic, using the MQPMO_RETAIN option, but the publication was unable to be retained. The publication is not published to any matching subscribers.

Completion Code

MQCC_FAILED

Programmer Response

Retained publications are stored on the SYSTEM.RETAINED.PUB.QUEUE. Ensure that this queue is available for use by the application. Possible reasons for failure include the queue being full, the queue being put inhibited, or the queue not existing.

Parent topic: [Reason code list](#)

This build: January 26, 2011 12:02:53

[Notices](#) | [Trademarks](#) | [Downloads](#) | [Library](#) | [Support](#) | [Feedback](#)

© Copyright IBM Corporation 1999, 2009. All Rights Reserved.

This topic's URL:

fm20400_

2.2.1.416. 2480 (09B0) (RC2480): MQRC_ALIAS_TARGTYPE_CHANGED

Explanation

An MQPUT or MQPUT1 call was issued to publish a message on a topic. One of the subscriptions matching this topic was made with a destination queue that was an alias queue which originally referenced a queue, but now references a topic object, which is not allowed. In this situation the reason code MQRC_ALIAS_TARGTYPE_CHANGED is returned in the Feedback field in the MQMD of a report message, or in the Reason field in the MQDLH structure of a message on the dead-letter queue.


Completion Code

MQCC_FAILED

Programmer Response

Find the subscriber that is using an alias queue which references a topic object and change it to reference a queue again, or change the subscription to reference a different queue.

Parent topic: [Reason code list](#)

 This build: January 26, 2011 12:02:53

[Notices](#) | [Trademarks](#) | [Downloads](#) | [Library](#) | [Support](#) | [Feedback](#)

© Copyright IBM Corporation 1999, 2009. All Rights Reserved.

This topic's URL:

fm20410_



2.2.1.417. 2481 (09B1) (RC2481): MQRC_DMPO_ERROR

Explanation

On an MQDLTMP call, the delete message property options structure MQDMPO is not valid, for one of the following reasons:

- The StrucId field is not MQDMPO_STRUC_ID.
- The Version field specifies a value that is not valid or not supported.
- The parameter pointer is not valid. (It is not always possible to detect parameter pointers that are not valid; if not detected, unpredictable results occur.)

Completion Code

MQCC_FAILED

Programmer Response

Ensure that input fields in the MQDMPO structure are set correctly.

Parent topic: [Reason code list](#)

 This build: January 26, 2011 12:02:53

[Notices](#) | [Trademarks](#) | [Downloads](#) | [Library](#) | [Support](#) | [Feedback](#)

© Copyright IBM Corporation 1999, 2009. All Rights Reserved.

This topic's URL:

fm20420_



2.2.1.418. 2482 (09B2) (RC2482): MQRC_PD_ERROR

Explanation

On an MQSETMP or MQINQMP call, the property descriptor structure MQPD is not valid, for one of the following reasons:

- The StrucId field is not MQPD_STRUC_ID.
- The Version field specifies a value that is not valid or not supported.
- The parameter pointer is not valid. (It is not always possible to detect parameter pointers that are not valid; if not detected, unpredictable results occur.)
- The Context field contains an unrecognized value.


Completion Code

MQCC_FAILED

Programmer Response

Ensure that input fields in the MQPD structure are set correctly.

Parent topic: [Reason code list](#)

 This build: January 26, 2011 12:02:54

[Notices](#) | [Trademarks](#) | [Downloads](#) | [Library](#) | [Support](#) | [Feedback](#)

© Copyright IBM Corporation 1999, 2009. All Rights Reserved.

This topic's URL:

fm20430_



2.2.1.419. 2483 (09B3) (RC2483): MQRC_CALLBACK_TYPE_ERROR

Explanation

An MQCB call was made with an Operation of MQOP_REGISTER with an incorrect value for CallbackType


Completion Code

MQCC_FAILED

Programmer Response

Ensure that the CallbackType field of the MQCBDO is specified correctly.

Parent topic: [Reason code list](#)

 This build: January 26, 2011 12:02:54

[Notices](#) | [Trademarks](#) | [Downloads](#) | [Library](#) | [Support](#) | [Feedback](#)

© Copyright IBM Corporation 1999, 2009. All Rights Reserved.

This topic's URL:

fm20440_



2.2.1.420. 2484 (09B4) (RC2484): MQRC_CBD_OPTIONS_ERROR

Explanation

An MQCB call was made with an Operation of MQOP_REGISTER with an incorrect value for the Options field of the MQCBD.

Completion Code

MQCC_FAILED

Programmer Response

Ensure that the Options are specified correctly.

Parent topic: [Reason code list](#)

 This build: January 26, 2011 12:02:54

[Notices](#) | [Trademarks](#) | [Downloads](#) | [Library](#) | [Support](#) | [Feedback](#)

© Copyright IBM Corporation 1999, 2009. All Rights Reserved.

This topic's URL:

fm20450_



2.2.1.421. 2485 (09B5) (RC2485): MQRC_MAX_MSG_LENGTH_ERROR

Explanation

An MQCB call was made with an Operation of MQOP_REGISTER with an incorrect value for the MaxMsgLength field of the MQCBD.


Completion Code

MQCC_FAILED

Programmer Response

Ensure that the MaxMsgLength are specified correctly.

Parent topic: [Reason code list](#)

 This build: January 26, 2011 12:02:54

[Notices](#) | [Trademarks](#) | [Downloads](#) | [Library](#) | [Support](#) | [Feedback](#)

© Copyright IBM Corporation 1999, 2009. All Rights Reserved.

This topic's URL:

fm20460_



2.2.1.422. 2486 (09B6) (RC2486): MQRC_CALLBACK_ROUTINE_ERROR

Explanation

An MQCB call was made with an Operation of MQOP_REGISTER failed for one of the following reasons:

- Both CallbackName and CallbackFunction are specified. Only one must be specified on the call.
- The call was made from an environment not supporting function pointers. CICS on z/OS
- A programming language that does not support Function pointer references.


Completion Code

MQCC_FAILED

Programmer Response

Ensure that the CallbackName value is specified correctly.

Parent topic: [Reason code list](#)

 This build: January 26, 2011 12:02:54

[Notices](#) | [Trademarks](#) | [Downloads](#) | [Library](#) | [Support](#) | [Feedback](#)

© Copyright IBM Corporation 1999, 2009. All Rights Reserved.

This topic's URL:

fm20470_



2.2.1.423. 2487 (09B7) (RC2487): MQRC_CALLBACK_LINK_ERROR

Explanation

On an MQCTL call, the callback handling module (CSQBMCSM or CSQBMCSX for batch and CSQCMCSM for CICS) could not be loaded, so the adapter could not link to it.

This reason code occurs only on z/OS.


Completion Code

MQCC_FAILED

Programmer Response

Ensure that the correct library concatenation has been specified in the application program execution JCL, and in the queue-manager startup JCL. Any uncommitted changes in a unit of work should be backed out. A unit of work that is coordinated by the queue manager is backed out automatically.

Parent topic: [Reason code list](#)

 This build: January 26, 2011 12:02:54

[Notices](#) | [Trademarks](#) | [Downloads](#) | [Library](#) | [Support](#) | [Feedback](#)

© Copyright IBM Corporation 1999, 2009. All Rights Reserved.

This topic's URL:

fm20480_



2.2.1.424. 2488 (09B8) (RC2488): MQRC_OPERATION_ERROR

Explanation

An MQCTL or MQCB call was made with an invalid Operation parameter.


Completion Code

MQCC_FAILED

Programmer Response

Ensure that a valid value for Operation is specified.

Parent topic: [Reason code list](#)

 This build: January 26, 2011 12:02:54

[Notices](#) | [Trademarks](#) | [Downloads](#) | [Library](#) | [Support](#) | [Feedback](#)

© Copyright IBM Corporation 1999, 2009. All Rights Reserved.

This topic's URL:

fm20490_



2.2.1.425. 2489 (09B9) (RC2489): MQRC_BMHO_ERROR

Explanation

On an MQBUFMH call, the buffer to message handle options structure MQBMHO is not valid, for one of the following reasons:

- The StrucId field is not MQBMHO_STRUC_ID.
- The Version field specifies a value that is not valid or not supported.
- The parameter pointer is not valid. (It is not always possible to detect parameter pointers that are not valid; if not detected, unpredictable results occur.)


Completion Code

MQCC_FAILED

Programmer Response

Ensure that input fields in the MQBMHO structure are set correctly.

Parent topic: [Reason code list](#)

 This build: January 26, 2011 12:02:54

[Notices](#) | [Trademarks](#) | [Downloads](#) | [Library](#) | [Support](#) | [Feedback](#)

© Copyright IBM Corporation 1999, 2009. All Rights Reserved.

This topic's URL:

fm20500_



2.2.1.426. 2490 (09BA) (RC2490): MQRC_UNSUPPORTED_PROPERTY

Explanation

A message was found to contain a property that the queue manager does not support. The operation that failed required all the properties to be supported by the queue manager. This can occur on the MQPUT/MQPUT1 call or when a message is about to be sent down a channel to a queue manager that does not support message properties.


Completion Code

MQCC_FAILED

Programmer Response

Determine which property of the message is not supported by the queue manager and decide whether to remove the property from the message or connect to a queue manager which does support the property.

Parent topic: [Reason code list](#)

 This build: January 26, 2011 12:02:54

[Notices](#) | [Trademarks](#) | [Downloads](#) | [Library](#) | [Support](#) | [Feedback](#)

© Copyright IBM Corporation 1999, 2009. All Rights Reserved.

This topic's URL:

fm20510_



2.2.1.427. 2492 (09BC) (RC2492): MQRC_PROP_NAME_NOT_CONVERTED

Explanation

An MQINQMP call was issued with the MQIMPO_CONVERT_VALUE option specified in the InqPropOpts parameter, but an error occurred during conversion of the returned name of the property. The returned name is unconverted.

Completion Code

MQCC_WARNING

Programmer Response

Check that the character set of the returned name was correctly described when the property was set. Also check that these values, and the RequestedCCSID and RequestedEncoding specified in the InqPropOpts parameter of the MQINQMP call, are supported for MQ conversion. If the required conversion is not supported, conversion must be carried out by the application.

Parent topic: [Reason code list](#)

 This build: January 26, 2011 12:02:54

[Notices](#) | [Trademarks](#) | [Downloads](#) | [Library](#) | [Support](#) | [Feedback](#)

© Copyright IBM Corporation 1999, 2009. All Rights Reserved.

This topic's URL:

fm20520_



2.2.1.428. 2494 (09BE) (RC2494): MQRC_GET_ENABLED

Explanation

This reason code is returned to an asynchronous consumer at the time a queue that was previously inhibited for get has been re-enabled for get.


Completion Code

MQCC_WARNING


Programmer Response

None. This reason code is used to inform the application of the change in state of the queue.

Parent topic: [Reason code list](#)

 This build: January 26, 2011 12:02:54

[Notices](#) | [Trademarks](#) | [Downloads](#) | [Library](#) | [Support](#) | [Feedback](#)

 Copyright IBM Corporation 1999, 2009. All Rights Reserved.

This topic's URL:

fm20530_



2.2.1.429. 2495 (09BF) (RC2495): MQRC_MODULE_NOT_FOUND

Explanation

▶A native shared library could not be loaded.◀

Completion Code


MQCC_FAILED

Programmer Response


▶This problem could be caused by either of the two following reasons:◀

- ▶A MQCB call was made with an Operation of MQOP_REGISTER specifying a *CallbackName* which could not be found. Ensure that the *CallbackName* value is specified correctly.◀
- ▶The Java MQ code could not load a Java native shared library. Check the associated Exception stack and FFST. Ensure that the JNI shared library is specified correctly.◀

Parent topic: [Reason code list](#)

 This build: January 26, 2011 12:02:54

[Notices](#) | [Trademarks](#) | [Downloads](#) | [Library](#) | [Support](#) | [Feedback](#)

 Copyright IBM Corporation 1999, 2009. All Rights Reserved.

This topic's URL:

fm20540_



2.2.1.430. 2496 (09C0) (RC2496): MQRC_MODULE_INVALID

Explanation

An MQCB call was made with an Operation of MQOP_REGISTER, specifying a *CallbackName* which is not a valid load module.


Completion Code

MQCC_FAILED


Programmer Response

Ensure that the *CallbackName* value is specified correctly.

Parent topic: [Reason code list](#)

 This build: January 26, 2011 12:02:54

[Notices](#) | [Trademarks](#) | [Downloads](#) | [Library](#) | [Support](#) | [Feedback](#)

 Copyright IBM Corporation 1999, 2009. All Rights Reserved.

This topic's URL:

fm20550_



2.2.1.431. 2497 (09C1) (RC2497): MQRC_MODULE_ENTRY_NOT_FOUND

Explanation

An MQCB call was made with an Operation of MQOP_REGISTER and the CallbackName identifies a function name which can't be found in the specified library.


Completion Code

MQCC_FAILED

Programmer response

Ensure that the CallbackName value is specified correctly.

Parent topic: [Reason code list](#)

 This build: January 26, 2011 12:02:54

[Notices](#) | [Trademarks](#) | [Downloads](#) | [Library](#) | [Support](#) | [Feedback](#)

© Copyright IBM Corporation 1999, 2009. All Rights Reserved.

This topic's URL:

fm20560_



2.2.1.432. 2498 (09C2) (RC2498): MQRC_MIXED_CONTENT_NOT_ALLOWED

Explanation

An attempt was made to set a property with mixed content. For example, if an application set the property "x.y" and then attempted to set the property "x.y.z" it is unclear whether in the property name hierarchy "y" contains a value or another logical grouping. Such a hierarchy would be "mixed content" and this is not supported. Setting a property which would cause mixed content is not allowed. A hierarchy within a property name is created using the "." character (U+002E).

Completion Code

MQCC_FAILED

Programmer Response

Valid property names are described in the WebSphere MQ documentation. Change the property name hierarchy so that it no longer contains mixed content before re-issuing the call.

Parent topic: [Reason code list](#)

 This build: January 26, 2011 12:02:54

[Notices](#) | [Trademarks](#) | [Downloads](#) | [Library](#) | [Support](#) | [Feedback](#)

© Copyright IBM Corporation 1999, 2009. All Rights Reserved.

This topic's URL:

fm20570_



2.2.1.433. 2499 (09C3) (RC2499): MQRC_MSG_HANDLE_IN_USE

Explanation

A message property call was called (MQCRTMH, MQDLTMH, MQSETMP, MQINQMP, MQDLTMP or MQMHBUF) specifying a message handle that is already in use on another API call. A message handle may only be used on one call at a time.

Concurrent use of a message handle can arise, for example, when an application uses multiple threads.


Completion Code

MQCC_FAILED

Programmer response

Ensure that the message handle cannot be used while another call is in progress.

Parent topic: [Reason code list](#)

 This build: January 26, 2011 12:02:54

[Notices](#) | [Trademarks](#) | [Downloads](#) | [Library](#) | [Support](#) | [Feedback](#)

© Copyright IBM Corporation 1999, 2009. All Rights Reserved.

This topic's URL:

fm20580_



2.2.1.434. 2500 (09C4) (RC2500): MQRC_HCONN_ASYNC_ACTIVE

Explanation

An attempt to issue an MQI call has been made while the connection is started.


Completion Code

MQCC_FAILED

Programmer Response

Stop or suspend the connection using the MQCTL call and retry the operation.

Parent topic: [Reason code list](#)

 This build: January 26, 2011 12:02:54

[Notices](#) | [Trademarks](#) | [Downloads](#) | [Library](#) | [Support](#) | [Feedback](#)

© Copyright IBM Corporation 1999, 2009. All Rights Reserved.

This topic's URL:

fm20590_



2.2.1.435. 2501 (09C5) (RC2501): MQRC_MHBO_ERROR

Explanation

On an MQMHBUF call, the message handle to buffer options structure MQMHBO is not valid, for one of the following reasons:

- The StrucId field is not MQMHBO_STRUC_ID.
- The Version field specifies a value that is not valid or not supported.
- The parameter pointer is not valid. (It is not always possible to detect parameter pointers that are not valid; if not detected, unpredictable results occur.)


Completion Code

MQCC_FAILED

Programmer Response

Ensure that input fields in the MQMHBO structure are set correctly.

Parent topic: [Reason code list](#)

 This build: January 26, 2011 12:02:54

[Notices](#) | [Trademarks](#) | [Downloads](#) | [Library](#) | [Support](#) | [Feedback](#)

© Copyright IBM Corporation 1999, 2009. All Rights Reserved.

This topic's URL:

fm20600_



2.2.1.436. 2502 (09C6) (RC2502): MQRC_PUBLICATION_FAILURE

Explanation

An MQPUT or MQPUT1 call was issued to publish a message on a topic. Delivery of the publication to one of the subscribers failed and due to the combination of the syncpoint option used and either:

- The PMSGDLV attribute on the administrative TOPIC object if it was a persistent message.
- The NPMSGDLV attribute on the administrative TOPIC object if it was a non-persistent message.

The publication has not been delivered to any of the subscribers.


Completion Code

MQCC_FAILED

Programmer response

Find the subscriber or subscribers who are having problems with their subscription queue and resolve the problem, or change the setting of the PMSGDLV or NPMSGDLV attributes on the TOPIC so that problems with one subscriber do not have an effect on other subscribers. Retry the MQPUT.

Parent topic: [Reason code list](#)

 This build: January 26, 2011 12:02:54

[Notices](#) | [Trademarks](#) | [Downloads](#) | [Library](#) | [Support](#) | [Feedback](#)

© Copyright IBM Corporation 1999, 2009. All Rights Reserved.

This topic's URL:

fm20610_

2.2.1.437. 2503 (09C7) (RC2503): MQRC_SUB_INHIBITED

Explanation

MQSUB calls are currently inhibited for the topic subscribed to.

Completion Code

MQCC_FAILED

Programmer Response

If the system design allows subscription requests to be inhibited for short periods, retry the operation later.

Parent topic: [Reason code list](#)

 This build: January 26, 2011 12:02:54

[Notices](#) | [Trademarks](#) | [Downloads](#) | [Library](#) | [Support](#) | [Feedback](#)

© Copyright IBM Corporation 1999, 2009. All Rights Reserved.

This topic's URL:

fm20620_



2.2.1.438. 2504 (09C8) (RC2504): MQRC_SELECTOR_ALWAYS_FALSE

Explanation

An MQOPEN, MQPUT1 or MQSUB call was issued but a selection string was specified which will never select a message

Completion Code


MQCC_FAILED

Programmer Response


Verify that the logic of the selection string which was passed in on the API is as expected. Make any necessary

corrections to the logic of the string and resubmit the MQ API call for which the message occurred.

Parent topic: [Reason code list](#)

 This build: January 26, 2011 12:02:54

[Notices](#) | [Trademarks](#) | [Downloads](#) | [Library](#) | [Support](#) | [Feedback](#)

 Copyright IBM Corporation 1999, 2009. All Rights Reserved.

This topic's URL:

fm20630_



2.2.1.439. 2507 (09CB) (RC2507): MQRC_XEPO_ERROR

Explanation

On an MQXEP call, the exit options structure MQXEPO is not valid, for one of the following reasons:

- The StrucId field is not MQXEPO_STRUC_ID.
- The Version field specifies a value that is not valid or not supported.
- The parameter pointer is not valid. (It is not always possible to detect parameter pointers that are not valid; if not detected, unpredictable results occur.)


Completion Code

MQCC_FAILED


Programmer Response

Ensure that input fields in the MQXEPO structure are set correctly.

Parent topic: [Reason code list](#)

 This build: January 26, 2011 12:02:54

[Notices](#) | [Trademarks](#) | [Downloads](#) | [Library](#) | [Support](#) | [Feedback](#)

 Copyright IBM Corporation 1999, 2009. All Rights Reserved.

This topic's URL:

fm20640_



2.2.1.440. 2509 (09CD) (RC2509): MQRC_DURABILITY_NOT_ALTERABLE

Explanation

An MQSUB call using option MQSO_ALTER was made changing the durability of the subscription. The durability of a subscription cannot be changed.


Completion Code

MQCC_FAILED


Programmer Response

Remove the subscription using MQCLOSE and recreate it again with MQSUB with the attributes set correctly, or change the durability option used on the MQSUB call so that it matches the existing subscription.

Parent topic: [Reason code list](#)

 This build: January 26, 2011 12:02:54

[Notices](#) | [Trademarks](#) | [Downloads](#) | [Library](#) | [Support](#) | [Feedback](#)

 Copyright IBM Corporation 1999, 2009. All Rights Reserved.

This topic's URL:

fm20650_

2.2.1.441. 2510 (09CE) (RC2510): MQRC_TOPIC_NOT_ALTERABLE

Explanation

An MQSUB call using option MQSO_ALTER was made changing the one or more of the fields in the MQSD that provide the topic being subscribed to. These fields are the ObjectName, ObjectString, or wildcard options. The topic subscribed to cannot be changed.


Completion Code

MQCC_FAILED

Programmer Response

Remove the subscription using MQCLOSE and recreate it again with MQSUB with the attributes set correctly, or change the attributes and options used on the MQSUB call so that it matches the existing subscription.

Parent topic: [Reason code list](#)

 This build: January 26, 2011 12:02:55

[Notices](#) | [Trademarks](#) | [Downloads](#) | [Library](#) | [Support](#) | [Feedback](#)

© Copyright IBM Corporation 1999, 2009. All Rights Reserved.

This topic's URL:
fm20660_

2.2.1.442. 2512 (09D0) (RC2512): MQRC_SUBLEVEL_NOT_ALTERABLE

Explanation

An MQSUB call using option MQSO_ALTER was made changing the SubLevel of the subscription. The SubLevel of a subscription cannot be changed.


Completion Code

MQCC_FAILED

Programmer Response

Remove the subscription using MQCLOSE and recreate it again with MQSUB with the attributes set correctly, or change the SubLevel field used on the MQSUB call so that it matches the existing subscription.

Parent topic: [Reason code list](#)

 This build: January 26, 2011 12:02:55

[Notices](#) | [Trademarks](#) | [Downloads](#) | [Library](#) | [Support](#) | [Feedback](#)

© Copyright IBM Corporation 1999, 2009. All Rights Reserved.

This topic's URL:
fm20670_

2.2.1.443. 2513 (09D1) (RC2513): MQRC_PROPERTY_NAME_LENGTH_ERR

Explanation

An attempt was made to set, inquire or delete a property with an invalid name. This is for one of the following reasons:

- The VSLength field of the property name was set to less than or equal to zero.
- The VSLength field of the property name was set to greater than the maximum allowed value (see constant MQ_MAX_PROPERTY_NAME_LENGTH).
- The VSLength field of the property name was set to MQVS_NULL_TERMINATED and the property name was greater than the maximum allowed value.


Completion Code

MQCC_FAILED

Programmer Response

Valid property names are described in the WebSphere MQ documentation. Ensure that the property has a valid name length before issuing the call again.

Parent topic: [Reason code list](#)

 This build: January 26, 2011 12:02:55

[Notices](#) | [Trademarks](#) | [Downloads](#) | [Library](#) | [Support](#) | [Feedback](#)

© Copyright IBM Corporation 1999, 2009. All Rights Reserved.

This topic's URL:

fm20680_

2.2.1.444. 2514 (09D2) (RC2514): MQRC_DUPLICATE_GROUP_SUB

Explanation

An MQSUB call using option MQSO_GROUP_SUB was made creating a new grouped subscription but, although it has a unique SubName, it matches the Full topic name of an existing subscription in the group.


Completion Code

MQCC_FAILED

Programmer Response

Correct the Full topic name used so that it does not match any existing subscription in the group, or correct the grouping attributes if, either a different group was intended or the subscription was not intended to be grouped at all.

Parent topic: [Reason code list](#)

 This build: January 26, 2011 12:02:55

[Notices](#) | [Trademarks](#) | [Downloads](#) | [Library](#) | [Support](#) | [Feedback](#)

© Copyright IBM Corporation 1999, 2009. All Rights Reserved.

This topic's URL:

fm20690_

2.2.1.445. 2515 (09D3) (RC2515): MQRC_GROUPING_NOT_ALTERABLE

Explanation

An MQSUB call was made using option MQSO_ALTER on a grouped subscription, that is one made with the option MQSO_GROUP_SUB. Grouping of subscriptions is not alterable.


Completion Code

MQCC_FAILED

Programmer response

Remove the subscription using MQCLOSE and recreate it again with MQSUB with the attributes set correctly, or change the various grouping fields used on the MQSUB call so that it matches the existing subscription.

Parent topic: [Reason code list](#)

 This build: January 26, 2011 12:02:55

[Notices](#) | [Trademarks](#) | [Downloads](#) | [Library](#) | [Support](#) | [Feedback](#)

© Copyright IBM Corporation 1999, 2009. All Rights Reserved.

This topic's URL:

fm20700_



2.2.1.446. 2516 (09D4) (RC2516): MQRC_SELECTOR_INVALID_FOR_TYPE

Explanation

A SelectionString may only be specified in the MQOD for an MQOPEN/MQPUT1 if the following is true:

- ObjectType is MQOT_Q
- The queue is being opened using one of the MQOO_INPUT_* open options.


Completion Code

MQCC_FAILED

Programmer Response

Modify the value of ObjectType to be MQOT_Q and ensure that the queue is being opened using one of the MQOO_INPUT_* options.

Parent topic: [Reason code list](#)

 This build: January 26, 2011 12:02:55

[Notices](#) | [Trademarks](#) | [Downloads](#) | [Library](#) | [Support](#) | [Feedback](#)

© Copyright IBM Corporation 1999, 2009. All Rights Reserved.

This topic's URL:

fm20710_



2.2.1.447. 2517 (09D5) (RC2517): MQRC_HOBJ QUIESCED

Explanation

The HOBJ has been quiesced but there are no messages in the read ahead buffer which match the current selection criteria. This reason code indicates that the read ahead buffer is not empty.

Completion Code


MQCC_FAILED

Programmer Response

This reason code indicates that all messages with the current selection criteria have been processed. Do one of the following:

- If no further messages need to be processed issue an MQCLOSE without the MQCO_QUIESCE option. Any messages in the read ahead buffer will be discarded.
- Relax the current selection criteria by modifying the values in the MQGMO and reissue the call. Once all messages have been consumed the call will return MQRC_HOBJ_QUIESCED_NO_MSGS.

Parent topic: [Reason code list](#)

 This build: January 26, 2011 12:02:55

[Notices](#) | [Trademarks](#) | [Downloads](#) | [Library](#) | [Support](#) | [Feedback](#)

© Copyright IBM Corporation 1999, 2009. All Rights Reserved.

This topic's URL:

fm20720_



2.2.1.448. 2518 (09D6) (RC2518): MQRC_HOBJ_QUIESCED_NO_MSGS

Explanation

The HOBJ has been quiesced and the read ahead buffer is now empty. No further messages will be delivered to this HOBJ


Completion Code

MQCC_FAILED

Programmer Response

Issue MQCLOSE against the HOBJ.

Parent topic: [Reason code list](#)

 This build: January 26, 2011 12:02:55

[Notices](#) | [Trademarks](#) | [Downloads](#) | [Library](#) | [Support](#) | [Feedback](#)

© Copyright IBM Corporation 1999, 2009. All Rights Reserved.

This topic's URL:

fm20730_



2.2.1.449. 2519 (09D7) (RC2519): MQRC_SELECTION_STRING_ERROR

Explanation

The SelectionString must be specified as per the description of how to use an MQCHARV structure. Examples of why this error was returned:

- VSPtr and VSOOffset were both specified.
- Neither VSPtr or VSOOffset were specified.
- The supplied VSLength was invalid.


Completion Code

MQCC_FAILED

Programmer Response

Modify the fields of the MQCHARV so that it follows the rules for a valid MQCHARV structure.

Parent topic: [Reason code list](#)

 This build: January 26, 2011 12:02:55

[Notices](#) | [Trademarks](#) | [Downloads](#) | [Library](#) | [Support](#) | [Feedback](#)

© Copyright IBM Corporation 1999, 2009. All Rights Reserved.

This topic's URL:

fm20740_



2.2.1.450. 2520 (09D8) (RC2520): MQRC_RES_OBJECT_STRING_ERROR

Explanation

On the MQOPEN or MQPUT1 call in the Object Descriptor MQOD, or on the MQSUB call in the Subscription Descriptor MQSD the ResObjectString field is not valid.

One of the following applies:

- ResObjectString.VSLength is greater than zero, but ResObjectString.VSOOffset is zero and ResObjectString.VSPtr is the null pointer.
- ResObjectString.VSOOffset is nonzero and ResObjectString.VSPtr is not the null pointer (that is, it appears both fields are being used where only one is allowed).
- ResObjectString.VSPtr is not a valid pointer.
- ResObjectString.VSOOffset or ResObjectString.VSPtr points to storage that is not accessible.
- ResObjectString.VSBufSize is MQVS_USE_VSLENGTH and one of ResObjectString.VSOOffset or ResObjectString.VSPtr have been provided.


Completion Code

MQCC_FAILED

Programmer Response

Ensure that one of ResObjectString.VSOffset or ResObjectString.VSPtr is zero and the other nonzero and that the buffer length is provided in ResObjectString.VSBufSize. Ensure that the field used points to accessible storage.

Parent topic: [Reason code list](#)

 This build: January 26, 2011 12:02:55

[Notices](#) | [Trademarks](#) | [Downloads](#) | [Library](#) | [Support](#) | [Feedback](#)

© Copyright IBM Corporation 1999, 2009. All Rights Reserved.

This topic's URL:

fm20750_



2.2.1.451. 2521 (09D9) (RC2521): MQRC_CONNECTION_SUSPENDED

Explanation

An MQCTL call with Operation MQOP_START_WAIT has returned because the asynchronous consumption of messages has been suspended. This can be for the following reasons:

- The connection was explicitly suspended using MQCTL with Operation MQOP_SUSPEND
- All consumers have been either unregistered or suspended.

Completion Code


MQCC_WARNING

Programmer Response

If this is an expected condition, no corrective action required. If this is an unexpected condition check that:

- At least one consumer is registered and not suspended
- The connection has not been suspended

Parent topic: [Reason code list](#)

 This build: January 26, 2011 12:02:55

[Notices](#) | [Trademarks](#) | [Downloads](#) | [Library](#) | [Support](#) | [Feedback](#)

© Copyright IBM Corporation 1999, 2009. All Rights Reserved.

This topic's URL:

fm20760_



2.2.1.452. 2522 (09DA) (RC2522): MQRC_INVALID_DESTINATION

Explanation

An MQSUB call failed because of a problem with the destination where publications messages are to be sent, so an object handle cannot be returned to the application and the subscription is not made. This can be for one of the following reasons:

- The MQSUB call used MQSO_CREATE, MQSO_MANAGED and MQSO_NON_DURABLE and the model queue referred to by MNDURMDL on the administrative topic node does not exist
- The MQSUB call used MQSO_CREATE, MQSO_MANAGED and MQSO_DURABLE and the model queue referred to by MDURMDL on the administrative topic node does not exist, or has been defined with a DEFTYPE of TEMPDYN.
- The MQSUB call used MQSO_CREATE or MQSO_ALTER on a durable subscription and the object handle provided referred to a temporary dynamic queue. This is not an appropriate destination for a durable subscription.
- The MQSUB call used MQSO_RESUME and a Hobj of MQHO_NONE, to resume an administratively created

subscription, but the queue name provided in the DEST parameter of the subscription does not exist.

- The MQSUB call used MQSO_RESUME and a Hobj of MQHO_NONE, to resume a previously created API subscription, but the queue previously used no longer exists.


Completion Code

MQCC_FAILED

Programmer Response

Ensure that the model queues referred to by MNDURMDL and MDURMDL exist and have an appropriate DEFTYPE. Create the queue referred to by the DEST parameter in an administrative subscription if one is being used. Alter the subscription to use an existing queue if the previously used one does not exist.

Parent topic: [Reason code list](#)

 This build: January 26, 2011 12:02:55

[Notices](#) | [Trademarks](#) | [Downloads](#) | [Library](#) | [Support](#) | [Feedback](#)

© Copyright IBM Corporation 1999, 2009. All Rights Reserved.

This topic's URL:

fm20770_

2.2.1.453. 2523 (09DB) (RC2523): MQRC_INVALID_SUBSCRIPTION

Explanation

An MQSUB call using MQSO_RESUME or MQSO_ALTER failed because the subscription named is not valid for use by applications. This can be for one of the following reasons:

- The subscription is the SYSTEM.DEFAULT.SUB subscription which is not a valid subscription and should only be used to fill in the default values on DEFINE SUB commands.
- The subscription is a proxy type subscription which is not a valid subscription for an application to resume and is only used to enable publications to be forwarded between queue managers.
- The subscription has expired and is no longer valid for use.


Completion Code

MQCC_FAILED

Programmer Response

Ensure the subscription named in SubName field is not one of the invalid ones listed above. If you have a handle open to the subscription already it must have expired. Use MQCLOSE to close the handle and then if necessary create a new subscription.

Parent topic: [Reason code list](#)

 This build: January 26, 2011 12:02:55

[Notices](#) | [Trademarks](#) | [Downloads](#) | [Library](#) | [Support](#) | [Feedback](#)

© Copyright IBM Corporation 1999, 2009. All Rights Reserved.

This topic's URL:

fm20780_



2.2.1.454. 2524 (09DC) (RC2524): MQRC_SELECTOR_NOT_ALTERABLE

Explanation

An MQSUB call was issued with the MQSO_ALTER option and the MQSD contained a SelectionString. It is not valid to alter the SelectionString of a subscription.


Completion Code

MQCC_FAILED

Programmer response

Ensure that the SelectionString field of the MQSD does not contain a valid VSPtr and that the VSLength is set to zero when making a call to MQSUB.

Parent topic: [Reason code list](#)

 This build: January 26, 2011 12:02:55

[Notices](#) | [Trademarks](#) | [Downloads](#) | [Library](#) | [Support](#) | [Feedback](#)

© Copyright IBM Corporation 1999, 2009. All Rights Reserved.

This topic's URL:

fm20790_



2.2.1.455. 2525 (09DD) (RC2525): MQRC_RETAINED_MSG_Q_ERROR

Explanation

An MQSUB call which did not use the MQSO_NEW_PUBLICATIONS_ONLY option, or an MQSUBRQ call, failed because the retained publications which exist for the topic string subscribed to cannot be retrieved from the SYSTEM.RETAINED.PUB.QUEUE. This can be for one of the following reasons:

- The queue has become damaged or has been deleted.
- The queue has been set to GET(DISABLED).
- Messages have been removed from this queue directly.

An error message will be written to the log giving more details about the problem with the SYSTEM.RETAINED.PUB.QUEUE.

When this return code occurs on an MQSUB call, it can only occur using the MQSO_CREATE option, and in this case the subscription is not created.

Completion Code


MQCC_FAILED

Programmer Response

If this occurs on an MQSUB call, re-issue the MQSUB call using the option MQSO_NEW_PUBLICATIONS_ONLY, which will mean no previously retained publications are sent to this subscription, or fix the SYSTEM.RETAINED.PUB.QUEUE so that messages can be retrieved from it and re-issue the MQSUB call.

If this occurs on an MQSUBRQ call, fix the SYSTEM.RETAINED.PUB.QUEUE so that messages can be retrieved from it and re-issue the MQSUBRQ call.

Parent topic: [Reason code list](#)

 This build: January 26, 2011 12:02:55

[Notices](#) | [Trademarks](#) | [Downloads](#) | [Library](#) | [Support](#) | [Feedback](#)

© Copyright IBM Corporation 1999, 2009. All Rights Reserved.

This topic's URL:

fm20800_

2.2.1.456. 2526 (09DE) (RC2526): MQRC_RETAINED_NOT_DELIVERED

Explanation

An MQSUB call which did not use the MQSO_NEW_PUBLICATIONS_ONLY option or an MQSUBRQ call, failed because the retained publications which exist for the topic string subscribed to cannot be delivered to the subscription destination queue and have subsequently failed to be delivered to the dead-letter queue.

When this return code occurs on an MQSUB call, it can only occur using the MQSO_CREATE option, and in this case the subscription is not created.


Completion Code

MQCC_FAILED

Programmer response

Fix the problems with the destination queue and the dead-letter queue and re-issue the MQSUB or MQSUBRQ call.

Parent topic: [Reason code list](#)

 This build: January 26, 2011 12:02:55

[Notices](#) | [Trademarks](#) | [Downloads](#) | [Library](#) | [Support](#) | [Feedback](#)

© Copyright IBM Corporation 1999, 2009. All Rights Reserved.

This topic's URL:

fm20810_



2.2.1.457. 2527 (09DF) (RC2527): MQRC_RFH_RESTRICTED_FORMAT_ERR

Explanation

A message was put to a queue containing an MQRFH2 header which included a folder with a restricted format. However, the folder was not in the required format. These restrictions are:

- If NameValueCCSID of the folder is 1208 then only single byte UTF-8 characters are allowed in the folder, group or element names.
- Groups are not allowed in the folder.
- The values of properties may not contain any characters that require escaping.
- Only Unicode character U+0020 will be treated as white space within the folder.
- The folder tag must not contain the content attribute.
- The folder must not contain a property with a null value.

The <mq> folder requires formatting of this restricted form.


Completion Code

MQCC_FAILED

Programmer Response

Change the message to include valid MQRFH2 folders.

Parent topic: [Reason code list](#)

 This build: January 26, 2011 12:02:55

[Notices](#) | [Trademarks](#) | [Downloads](#) | [Library](#) | [Support](#) | [Feedback](#)

© Copyright IBM Corporation 1999, 2009. All Rights Reserved.

This topic's URL:

fm20820_



2.2.1.458. 2528 (09E0) (RC2528): MQRC_CONNECTION_STOPPED

Explanation

An MQCTL call was issued to start the asynchronous consumption of messages, but before the connection was ready to consume messages it was stopped by one of the message consumers.


Completion Code

MQCC_FAILED


Programmer Response

If this is an expected condition, no corrective action required. If this is an unexpected condition check whether an MQCTL with Operation MQOP_STOP was issued during the MQCBCT_START callback function.

Parent topic: [Reason code list](#)

 This build: January 26, 2011 12:02:55

[Notices](#) | [Trademarks](#) | [Downloads](#) | [Library](#) | [Support](#) | [Feedback](#)

 Copyright IBM Corporation 1999, 2009. All Rights Reserved.

This topic's URL:

fm20830_



2.2.1.459. 2529 (09E1) (RC2529): MQRC_ASYNC_UOW_CONFLICT

Explanation

An MQCTL call with Operation MQOP_START was issued to start the asynchronous consumption of messages, but the connection handle used already has a global unit of work outstanding. MQCTL cannot be used to start asynchronous consumption of messages while a unit of work is in existence unless the MQOP_START_WAIT Operation is used


Completion Code

MQCC_FAILED


Programmer Response

Issue an MQCMIT on the connection handle to commit the unit of work and then reissue the MQCTL call, or issue an MQCTL call using Operation MQOP_START_WAIT in order to use the unit of work from within the asynchronous consume callback functions.

Parent topic: [Reason code list](#)

 This build: January 26, 2011 12:02:55

[Notices](#) | [Trademarks](#) | [Downloads](#) | [Library](#) | [Support](#) | [Feedback](#)

 Copyright IBM Corporation 1999, 2009. All Rights Reserved.

This topic's URL:

fm20840_



2.2.1.460. 2530 (09E2) (RC2530): MQRC_ASYNC_XA_CONFLICT

Explanation

An MQCTL call with Operation MQOP_START was issued to start the asynchronous consumption of messages, but an external XA syncpoint coordinator has already issued an xa_open call for this connection handle. XA transactions must be done using the MQOP_START_WAIT Operation.

Completion Code

MQCC_FAILED


Programmer Response

Reissue the MQCTL call using Operation MQOP_START_WAIT.

Parent topic: [Reason code list](#)

 This build: January 26, 2011 12:02:55

[Notices](#) | [Trademarks](#) | [Downloads](#) | [Library](#) | [Support](#) | [Feedback](#)

 Copyright IBM Corporation 1999, 2009. All Rights Reserved.

This topic's URL:

fm20850_



2.2.1.461. 2531 (09E3) (RC2531): MQRC_PUBSUB_INHIBITED

Explanation

MQSUB, MQOPEN, MQPUT and MQPUT1 calls are currently inhibited for all publish/subscribe topics, either by means of the queue manager attribute PSMODE or because processing of publish/subscribe state at queue manager start-up has failed, or has not yet completed.


Completion Code

MQCC_FAILED

Programmer Response

If this queue manager does not intentionally inhibit publish/subscribe, investigate any error messages that describe the failure at queue manager start-up, or wait until start-up processing completes. ►If the queue manager is a member of cluster, then start-up is not complete until the channel initiator has also started. ◀►On z/OS if you get this return code from the Chinit for the SYSTEM.BROKER.DEFAULT.STREAM queue and/or topic, then the Chinit is busy processing work, and the pubsub task will start later. ◀ Use the DISPLAY PUBSUB command to check the status of the publish/subscribe engine to ensure it is ready for use, and additionally on z/OS you will receive an information message CSQM076I.

Parent topic: [Reason code list](#)

 This build: January 26, 2011 12:02:55

[Notices](#) | [Trademarks](#) | [Downloads](#) | [Library](#) | [Support](#) | [Feedback](#)

© Copyright IBM Corporation 1999, 2009. All Rights Reserved.

This topic's URL:

fm20860_

2.2.1.462. 2532 (09E4) (RC2532): MQRC_MSG_HANDLE_COPY_FAILURE

Explanation

An MQGET call was issued specifying a valid `MsgHandle` in which to retrieve any properties of the message. After the message had been removed from the queue the application could not allocate enough storage for the properties of the message. The message data is available to the application but the properties are not. Check the queue manager error logs for more information about how much storage was required.


Completion Code

MQCC_WARNING

Programmer response

Raise the memory limit of the application to allow it store the properties.

Parent topic: [Reason code list](#)

 This build: January 26, 2011 12:02:52

[Notices](#) | [Trademarks](#) | [Downloads](#) | [Library](#) | [Support](#) | [Feedback](#)

© Copyright IBM Corporation 1999, 2009. All Rights Reserved.

This topic's URL:

fm18850_

2.2.1.463. 2533 (09E5) (RC2533): MQRC_DEST_CLASS_NOT_ALTERABLE

Explanation

An MQSUB call using option MQSO_ALTER was made changing the use of the MQSO_MANAGED option on the subscription. The destination class of a subscription cannot be changed. When the MQSO_MANAGED option is not used, the queue provided can be changed, but the class of destination (managed or not) cannot be changed.


Completion Code

MQCC_FAILED

Programmer Response

Remove the subscription using MQCLOSE and recreate it again with MQSUB with the attributes set correctly, or change the use of the MQSO_MANAGED option used on the MQSUB call so that it matches the existing subscription.

Parent topic: [Reason code list](#)

 This build: January 26, 2011 12:02:56

[Notices](#) | [Trademarks](#) | [Downloads](#) | [Library](#) | [Support](#) | [Feedback](#)

© Copyright IBM Corporation 1999, 2009. All Rights Reserved.

This topic's URL:

fm20870_



2.2.1.464. 2534 (09E6) (RC2534): MQRC_OPERATION_NOT_ALLOWED

Explanation

An MQCTL call was made with an Operation that is not allowed because of the state of asynchronous consumption on the hConn is currently in.

If Operation was MQOP_RESUME, the operation is not allowed because the state of asynchronous consumption on the hConn is STOPPED. Re-issue MQCTL with the MQOP_START Operation.

If Operation was MQOP_SUSPEND, the operation is not allowed because the state of asynchronous consumption on the hConn is STOPPED. If you need to get your hConn into a SUSPENDED state, issue MQCTL with the MQOP_START Operation followed by MQCTL with MQOP_SUSPEND.

If Operation was MQOP_START, the operation is not allowed because the state of asynchronous consumption on the hConn is SUSPENDED. Re-issue MQCTL with the MQOP_RESUME Operation.

If Operation was MQOP_START_WAIT, the operation is not allowed because either:

- The state of asynchronous consumption on the hConn is SUSPENDED. Re-issue MQCTL with the MQOP_RESUME Operation.
- The state of asynchronous consumption on the hConn is already STARTED. Do not mix the use of MQOP_START and MQOP_START_WAIT within one application.


Completion Code

MQCC_FAILED

Programmer Response

Re-issue the MQCTL call with the correct Operation.

Parent topic: [Reason code list](#)

 This build: January 26, 2011 12:02:56

[Notices](#) | [Trademarks](#) | [Downloads](#) | [Library](#) | [Support](#) | [Feedback](#)

© Copyright IBM Corporation 1999, 2009. All Rights Reserved.

This topic's URL:

fm20880_



2.2.1.465. 2535 (09E7): MQRC_ACTION_ERROR

Explanation

An MQPUT call was issued, but the value of the Action field in the PutMsgOpts parameter is not a valid MQACTP_* value.


Completion Code

MQCC_FAILED

Programmer response

Specify a valid value for the field.

Parent topic: [Reason code list](#)

 This build: January 26, 2011 12:02:52

[Notices](#) | [Trademarks](#) | [Downloads](#) | [Library](#) | [Support](#) | [Feedback](#)

© Copyright IBM Corporation 1999, 2009. All Rights Reserved.

This topic's URL:

fm18840_



2.2.1.466. 2537 (09E9) (RC2537): MQRC_CHANNEL_NOT_AVAILABLE

Explanation

An MQCONN call was issued from a client to connect to a queue manager but the channel is not currently available. Common causes of this reason code are:

- The channel is currently in stopped state.
- The channel has been stopped by a channel exit.
- The queue manager has reached its maximum allowable limit for this channel from this client.
- The queue manager has reached its maximum allowable limit for this channel.
- The queue manager has reached its maximum allowable limit for all channels.


Completion Code

MQCC_FAILED

Programmer Response

Examine the queue manager and client error logs for messages explaining the cause of the problem.

Parent topic: [Reason code list](#)

 This build: January 26, 2011 12:02:56

[Notices](#) | [Trademarks](#) | [Downloads](#) | [Library](#) | [Support](#) | [Feedback](#)

© Copyright IBM Corporation 1999, 2009. All Rights Reserved.

This topic's URL:

fm20890_



2.2.1.467. 2538 (09EA) (RC2538): MQRC_HOST_NOT_AVAILABLE

Explanation

An MQCONN call was issued from a client to connect to a queue manager but the attempt to allocate a conversation to the remote system failed. Common causes of this reason code are:

- The listener has not been started on the remote system.
- The connection name in the client channel definition is incorrect.
- The network is currently unavailable.


Completion Code

MQCC_FAILED

Programmer Response

Examine the client error log for messages explaining the cause of the problem.

Parent topic: [Reason code list](#)

 This build: January 26, 2011 12:02:56

[Notices](#) | [Trademarks](#) | [Downloads](#) | [Library](#) | [Support](#) | [Feedback](#)

© Copyright IBM Corporation 1999, 2009. All Rights Reserved.

This topic's URL:

fm20900_



2.2.1.468. 2539 (09EB) (RC2539): MQRC_CHANNEL_CONFIG_ERROR

Explanation

An MQCONN call was issued from a client to connect to a queue manager but the attempt to establish communication failed. Common causes of this reason code are:

- The server and client cannot agree on the channel attributes to use.
- There are errors in one or both of the QM.INI or MQCLIENT.INI configuration files.
- The server machine does not support the code page used by the client.

Completion Code

MQCC_FAILED

Programmer Response

Examine the queue manager and client error logs for messages explaining the cause of the problem.

Parent topic: [Reason code list](#)

 This build: January 26, 2011 12:02:56

[Notices](#) | [Trademarks](#) | [Downloads](#) | [Library](#) | [Support](#) | [Feedback](#)

© Copyright IBM Corporation 1999, 2009. All Rights Reserved.

This topic's URL:

fm20910_



2.2.1.469. 2540 (09EC) (RC2540): MQRC_UNKNOWN_CHANNEL_NAME

Explanation

An MQCONN call was issued from a client to connect to a queue manager but the attempt to establish communication failed because the queue manager did not recognise the channel name.


Completion Code

MQCC_FAILED

Programmer response

Ensure that the client is configured to use the correct channel name.

Parent topic: [Reason code list](#)

 This build: January 26, 2011 12:02:56

[Notices](#) | [Trademarks](#) | [Downloads](#) | [Library](#) | [Support](#) | [Feedback](#)

© Copyright IBM Corporation 1999, 2009. All Rights Reserved.

This topic's URL:

fm20920_



2.2.1.470. 2541 (09ED) (RC2541): MQRC_LOOPING_PUBLICATION

Explanation

▶ A Distributed Pub/Sub topology has been configured with a combination of Pub/Sub clusters and Pub/Sub Hierarchies such that some, or all, of the queue managers have been connected in a loop. A looping publication has been detected and put onto the dead-letter queue. ◀


Completion Code

MQCC_FAILED

Programmer response

Examine the hierarchy and correct the loop.

Parent topic: [Reason code list](#)

 This build: January 26, 2011 12:02:56

[Notices](#) | [Trademarks](#) | [Downloads](#) | [Library](#) | [Support](#) | [Feedback](#)

© Copyright IBM Corporation 1999, 2009. All Rights Reserved.

This topic's URL:
fm20930_

2.2.1.471. 2543 (09EF) (RC2543): MQRC_STANDBY_Q_MGR

Explanation

The application attempted to connect to a standby queue manager instance.

Standby queue manager instances do not accept connections. To connect to the queue manager, you must connect to its active instance.


Completion Code

MQCC_FAILED

Programmer response

Connect the application to an active queue manager instance.

Parent topic: [Reason code list](#)

 This build: January 26, 2011 12:02:56

[Notices](#) | [Trademarks](#) | [Downloads](#) | [Library](#) | [Support](#) | [Feedback](#)

© Copyright IBM Corporation 1999, 2009. All Rights Reserved.

This topic's URL:
fm22543_

2.2.1.472. 2544 (09F0) (RC2544): MQRC_RECONNECTING

Explanation

The connection has started reconnecting.

If an event handler has been registered with a reconnecting connection, it is called with this reason code when reconnection attempts begin.

Completion Code


MQCC_WARNING

Programmer response

Let WebSphere MQ continue with its next reconnection attempt, change the interval before the reconnection, or stop the reconnection. Change any application state that depends on the reconnection.

Note: Reconnection might start while the application is in the middle of an MQI call.

Parent topic: [Reason code list](#)

 This build: January 26, 2011 12:02:56

[Notices](#) | [Trademarks](#) | [Downloads](#) | [Library](#) | [Support](#) | [Feedback](#)

© Copyright IBM Corporation 1999, 2009. All Rights Reserved.

This topic's URL:

fm22544_

2.2.1.473. 2545 (09F1) (RC2545): MQRC_RECONNECTED

Explanation

The connection reconnected successfully and all handles are reinstated.

If reconnection succeeds, an event handler registered with the connection is called with this reason code.

Completion Code


MQCC_OK

Programmer response

Set any application state that depends on the reconnection.

Note: Reconnection might finish while the application is in the middle of an MQI call.

Parent topic: [Reason code list](#)

 This build: January 26, 2011 12:02:56

[Notices](#) | [Trademarks](#) | [Downloads](#) | [Library](#) | [Support](#) | [Feedback](#)

© Copyright IBM Corporation 1999, 2009. All Rights Reserved.

This topic's URL:

fm22545_

2.2.1.474. 2546 (09F2) (RC2546): MQRC_RECONNECT_QMID_MISMATCH

Explanation

A reconnectable connection specified MQCNO_RECONNECT_Q_MGR and the connection attempted to reconnect to a different queue manager.

Completion Code

MQCC_FAILED

Programmer response

Ensure that the configuration for a reconnectable client resolves to a single queue manager.

If the application does not require reconnection to exactly the same queue manager, use the MQCONNX option MQCNO_RECONNECT.

Parent topic: [Reason code list](#)

 This build: January 26, 2011 12:02:56

[Notices](#) | [Trademarks](#) | [Downloads](#) | [Library](#) | [Support](#) | [Feedback](#)

© Copyright IBM Corporation 1999, 2009. All Rights Reserved.

This topic's URL:

fm22546_

2.2.1.475. 2547 (09F3) (RC2547): MQRC_RECONNECT_INCOMPATIBLE

Explanation

An MQI option is incompatible with reconnectable connections.

This error indicates that the option relies on information in a queue manager that is lost during reconnection. For example, the option MQPMO_LOGICAL_ORDER, requires the queue manager to remember information about logical message ordering that is lost during reconnection.


Completion Code

MQCC_FAILED

Programmer response

Modify your application to remove the incompatible option, or do not allow the application to be reconnectable.

Parent topic: [Reason code list](#)

 This build: January 26, 2011 12:02:56

[Notices](#) | [Trademarks](#) | [Downloads](#) | [Library](#) | [Support](#) | [Feedback](#)

© Copyright IBM Corporation 1999, 2009. All Rights Reserved.

This topic's URL:

fm22547_

2.2.1.476. 2548 (09F4) (RC2548): MQRC_RECONNECT_FAILED

Explanation

After reconnecting, an error occurred while reinstating the handles for a reconnectable connection.

For example, an attempt to reopen a queue that had been open when the connection broke, failed.


Completion Code

MQCC_FAILED

Programmer response

Investigate the cause of the error in the error logs.➤ Consider using the MQSTAT API to find further details of the failure.◀

Parent topic: [Reason code list](#)

 This build: January 26, 2011 12:02:56

[Notices](#) | [Trademarks](#) | [Downloads](#) | [Library](#) | [Support](#) | [Feedback](#)

© Copyright IBM Corporation 1999, 2009. All Rights Reserved.

This topic's URL:

fm22548_

2.2.1.477. 2549 (09F5) (RC2549): MQRC_CALL_INTERRUPTED

Explanation

MQPUT, MQPUT1, or MQCMIT was interrupted and reconnection processing cannot reestablish a definite outcome.

➤ This reason code is returned to a client that is using a reconnectable connection if the connection is broken between sending the request to the queue manager and receiving the response, and if the outcome is not certain. For example, an interrupted MQPUT of a persistent message outside sync point might or might not have stored the message. Alternatively an interrupted MQPUT1 of a persistent message or message with default persistence (which could be persistent) outside sync point might or might not have stored the message. The timing of the failure affects whether the message remains on the queue or not. If MQCMIT was interrupted the transaction might or might not have been committed.◀

Completion Code


MQCC_FAILED

Programmer response

Repeat the call following reconnection, but be aware that in some cases, repeating the call might be misleading.

The application design determines the appropriate recovery action. In many cases, getting and putting persistent messages inside sync point resolves indeterminate outcomes. Where persistent messages need to be processed outside sync point, it might be necessary to establish whether the interrupted operation succeeded before the interruption and repeating it if it did not.

Parent topic: [Reason code list](#)

 This build: January 26, 2011 12:02:57

[Notices](#) | [Trademarks](#) | [Downloads](#) | [Library](#) | [Support](#) | [Feedback](#)

© Copyright IBM Corporation 1999, 2009. All Rights Reserved.

This topic's URL:

fm22549_



2.2.1.478. 2550 (09F6) (RC2550): MQRC_NO_SUBS_MATCHED

Explanation

An MQPUT or MQPUT1 call was successful but no subscriptions matched the topic.


Completion Code

MQCC_WARNING

Programmer response

No response is required, unless this reason code was not expected by the application that put the message.

Parent topic: [Reason code list](#)

 This build: January 26, 2011 12:02:57

[Notices](#) | [Trademarks](#) | [Downloads](#) | [Library](#) | [Support](#) | [Feedback](#)

© Copyright IBM Corporation 1999, 2009. All Rights Reserved.

This topic's URL:

fm22550_



2.2.1.479. 2551 (09F7) (RC2551): MQRC_SELECTION_NOT_AVAILABLE

Explanation

An MQSUB call was issued with a SelectionString specified but WebSphere® MQ is unable to accept the call because it does not follow the rules for specifying selection strings, which are documented in [Message selector syntax](#) in the *WebSphere MQ Application Programming Guide*. It is possible that the selection string is acceptable to an extended message selection provider, however no extended message selection provider was available to validate the selection string. If a subscription is being created, the MQSUB fails; otherwise MQSUB completes with a warning.

This reason code can also be returned when an MQPUT or MQPUT1 call published a message and at least one subscriber had a content filter but WebSphere MQ could not determine whether the publication should be delivered to the subscriber (for example, because no extended message selection provider was available to validate the selection string). The MQPUT or MQPUT1 call will fail with MQRC_SELECTION_NOT_AVAILABLE and no subscribers will receive the publication.

Completion Code


MQCC_WARNING or MQCC_FAILED

Programmer response

If it was intended that the selection string should be handled by the extended message selection provider, ensure that the extended message selection provider is correctly configured and running. If extended message selection was not intended, consult [Message selector syntax](#) in *WebSphere MQ Application Programming Guide* and ensure that you have correctly followed the rules for specifying selection strings.

If a subscription is being resumed, the subscription will not be delivered any messages until a extended message selection provider is available and a message matches the SelectionString of the resumed subscription.

Parent topic: [Reason code list](#)

 This build: January 26, 2011 12:02:57

[Notices](#) | [Trademarks](#) | [Downloads](#) | [Library](#) | [Support](#) | [Feedback](#)

© Copyright IBM Corporation 1999, 2009. All Rights Reserved.

This topic's URL:

fm22551_



2.2.1.480. 2552 (09F8) (RC2552): MQRC_CHANNEL_SSL_WARNING

Explanation

An SSL security event has occurred. This is not fatal to an SSL connection but is likely to be of interest to an administrator.

Completion code

MQCC_WARNING

Programmer response

None. This reason code is only used to identify the corresponding event message.

Parent topic: [Reason code list](#)

 This build: January 26, 2011 12:02:57

[Notices](#) | [Trademarks](#) | [Downloads](#) | [Library](#) | [Support](#) | [Feedback](#)

© Copyright IBM Corporation 1999, 2009. All Rights Reserved.

This topic's URL:

fm22560_



2.2.1.481. 2553 (09F9) (RC2553): MQRC_OCSP_URL_ERROR

Explanation

The OCSPResponderURL field does not contain a correctly formatted HTTP URL.

Completion code

MQCC_FAILED

Programmer response

Check and correct the OCSPResponderURL. If you do not intend to access an OCSP responder, set the AuthInfoType of the authentication information object to MQAIT_CRL_LDAP.

Parent topic: [Reason code list](#)

 This build: January 26, 2011 12:02:57

[Notices](#) | [Trademarks](#) | [Downloads](#) | [Library](#) | [Support](#) | [Feedback](#)

© Copyright IBM Corporation 1999, 2009. All Rights Reserved.

This topic's URL:

fm22570_



2.2.1.482. 2554 (09FA) (RC2554): MQRC_CONTENT_ERROR

Explanation

An MQPUT call was issued with a message where the content could not be parsed to determine whether the message should be delivered to a subscriber with an extended message selector. No subscribers will receive the publication.


Completion Code

MQCC_FAILED


Programmer response

Check for error messages from the extended message selection provider and ensure that the message content is well formed before retrying the operation.

Parent topic: [Reason code list](#)

 This build: January 26, 2011 12:02:57

[Notices](#) | [Trademarks](#) | [Downloads](#) | [Library](#) | [Support](#) | [Feedback](#)

 Copyright IBM Corporation 1999, 2009. All Rights Reserved.

This topic's URL:

fm22554_



2.2.1.483. 2555 (09FB) (RC2555): MQRC_RECONNECT_Q_MGR_REQD

Explanation

The MQCNO_RECONNECT_Q_MGR option is required.

An option, such MQMO_MATCH_MSG_TOKEN in an MQGET call, was specified in the client program that requires reconnection to the same queue manager.


Completion Code

MQCC_FAILED


Programmer response

Change the MQCONN call to use MQCNO_RECONNECT_Q_MGR, or modify the client program not to use the conflicting option.

Parent topic: [Reason code list](#)

 This build: January 26, 2011 12:02:57

[Notices](#) | [Trademarks](#) | [Downloads](#) | [Library](#) | [Support](#) | [Feedback](#)

 Copyright IBM Corporation 1999, 2009. All Rights Reserved.

This topic's URL:

fm22555_

2.2.1.484. 2556 (09FC) (RC2556): MQRC_RECONNECT_TIMED_OUT

Explanation

A reconnection attempt timed out.

The failure might occur in any MQI verb if a connection is configured to reconnect. You can customize the timeout in the MQClient.ini file


Completion Code

MQCC_FAILED

Programmer response

Look at the error logs to find out why reconnection did not complete within the time limit.

Parent topic: [Reason code list](#)

 This build: January 26, 2011 12:02:57

[Notices](#) | [Trademarks](#) | [Downloads](#) | [Library](#) | [Support](#) | [Feedback](#)

© Copyright IBM Corporation 1999, 2009. All Rights Reserved.

This topic's URL:

fm22556_



2.2.1.485. 2557 (09FD) (RC2557): MQRC_PUBLISH_EXIT_ERROR



Explanation

A publish exit function returned an invalid response code, or failed in some other way. This can be returned from the MQPUT, MQPUT1, MQSUB and MQSUBRQ function calls. This reason code does not occur on WebSphere MQ for z/OS.


Completion Code

MQCC_FAILED

Programmer response

Check the publish exit logic to ensure that the exit is returning valid values in the ExitResponse field of the [MQPSXP](#) structure. Consult  the WebSphere® MQ error log files and FFST records  for more details about the problem.

Parent topic: [Reason code list](#)

 This build: January 26, 2011 12:02:57

[Notices](#) | [Trademarks](#) | [Downloads](#) | [Library](#) | [Support](#) | [Feedback](#)

© Copyright IBM Corporation 1999, 2009. All Rights Reserved.

This topic's URL:

fm22557_



2.2.1.486. 2570 (0A0A) (RC2570): MQRC_SSL_ALT_PROVIDER_REQUIRED

Explanation

You specified a CipherSpec that requires an alternative SSL provider.


Completion code

MQCC_FAILED

Programmer response

If you need to use this CipherSpec, install and enable the appropriate alternative GSKit library. Also, ensure that both ends of the channel specify the same CipherSpec. For further assistance, see [Alternative SSL and TLS support for Windows, UNIX, and Linux systems](#)

Parent topic: [Reason code list](#)

 This build: January 26, 2011 12:02:57

[Notices](#) | [Trademarks](#) | [Downloads](#) | [Library](#) | [Support](#) | [Feedback](#)

© Copyright IBM Corporation 1999, 2009. All Rights Reserved.

This topic's URL:

fm22660_

2.2.1.487. 6100 (17D4) (RC6100): MQRC_REOPEN_EXCL_INPUT_ERROR

Explanation

An open object does not have the correct `ImqObject` **open options** and requires one or more additional options. An implicit reopen is required but closure has been prevented.

Closure has been prevented because the queue is open for exclusive input and closure might result in the queue being accessed by another process or thread, before the queue is reopened by the process or thread that presently has access.

This reason code occurs in the WebSphere® MQ C++ environment.


Completion Code

MQCC_FAILED

Programmer response

Set the **open options** explicitly to cover all eventualities so that implicit reopening is not required.

Parent topic: [Reason code list](#)

 This build: January 26, 2011 12:02:41

[Notices](#) | [Trademarks](#) | [Downloads](#) | [Library](#) | [Support](#) | [Feedback](#)

© Copyright IBM Corporation 1999, 2009. All Rights Reserved.

This topic's URL:
fm15790_

2.2.1.488. 6101 (17D5) (RC6101): MQRC_REOPEN_INQUIRE_ERROR

Explanation

An open object does not have the correct `ImqObject` **open options** and requires one or more additional options. An implicit reopen is required but closure has been prevented.

Closure has been prevented because one or more characteristics of the object need to be checked dynamically prior to closure, and the **open options** do not already include `MQOO_INQUIRE`.

This reason code occurs in the WebSphere® MQ C++ environment.


Completion Code

MQCC_FAILED

Programmer response

Set the **open options** explicitly to include `MQOO_INQUIRE`.

Parent topic: [Reason code list](#)

 This build: January 26, 2011 12:02:41

[Notices](#) | [Trademarks](#) | [Downloads](#) | [Library](#) | [Support](#) | [Feedback](#)

© Copyright IBM Corporation 1999, 2009. All Rights Reserved.

This topic's URL:
fm15800_

2.2.1.489. 6102 (17D6) (RC6102): MQRC_REOPEN_SAVED_CONTEXT_ERR

Explanation

An open object does not have the correct `ImqObject` **open options** and requires one or more additional options. An implicit reopen is required but closure has been prevented.

Closure has been prevented because the queue is open with `MQOO_SAVE_ALL_CONTEXT`, and a destructive get has been performed previously. This has caused retained state information to be associated with the open queue and this information would be destroyed by closure.

This reason code occurs in the WebSphere® MQ C++ environment.


Completion Code

MQCC_FAILED

Programmer response

Set the **open options** explicitly to cover all eventualities so that implicit reopening is not required.

Parent topic: [Reason code list](#)

 This build: January 26, 2011 12:02:41

[Notices](#) | [Trademarks](#) | [Downloads](#) | [Library](#) | [Support](#) | [Feedback](#)

© Copyright IBM Corporation 1999, 2009. All Rights Reserved.

This topic's URL:

fm15810_

2.2.1.490. 6103 (17D7) (RC6103): MQRC_REOPEN_TEMPORARY_Q_ERROR

Explanation

An open object does not have the correct ImqObject **open options** and requires one or more additional options. An implicit reopen is required but closure has been prevented.

Closure has been prevented because the queue is a local queue of the definition type MQQDT_TEMPORARY_DYNAMIC, that would be destroyed by closure.

This reason code occurs in the WebSphere® MQ C++ environment.


Completion Code

MQCC_FAILED

Programmer response

Set the **open options** explicitly to cover all eventualities so that implicit reopening is not required.

Parent topic: [Reason code list](#)

 This build: January 26, 2011 12:02:41

[Notices](#) | [Trademarks](#) | [Downloads](#) | [Library](#) | [Support](#) | [Feedback](#)

© Copyright IBM Corporation 1999, 2009. All Rights Reserved.

This topic's URL:

fm15820_

2.2.1.491. 6104 (17D8) (RC6104): MQRC_ATTRIBUTE_LOCKED

Explanation

An attempt has been made to change the value of an attribute of an object while that object is open, or, for an ImqQueueManager object, while that object is connected. Certain attributes cannot be changed in these circumstances. Close or disconnect the object (as appropriate) before changing the attribute value.

An object may have been connected and/or opened unexpectedly and implicitly in order to perform an MQINQ call. Check the attribute cross-reference table in the [WebSphere MQ Using C++](#) book to determine whether any of your method invocations result in an MQINQ call.

This reason code occurs in the WebSphere® MQ C++ environment.


Completion Code

MQCC_FAILED

Programmer response

Include MQOO_INQUIRE in the ImqObject **open options** and set them earlier.

Parent topic: [Reason code list](#)

 This build: January 26, 2011 12:02:41

[Notices](#) | [Trademarks](#) | [Downloads](#) | [Library](#) | [Support](#) | [Feedback](#)

© Copyright IBM Corporation 1999, 2009. All Rights Reserved.

This topic's URL:

fm15830_

2.2.1.492. 6105 (17D9) (RC6105): MQRC_CURSOR_NOT_VALID

Explanation

The browse cursor for an open queue has been invalidated since it was last used by an implicit reopen.

This reason code occurs in the WebSphere® MQ C++ environment.


Completion Code

MQCC_FAILED

Programmer response

Set the ImqObject **open options** explicitly to cover all eventualities so that implicit reopening is not required.

Parent topic: [Reason code list](#)

 This build: January 26, 2011 12:02:41

[Notices](#) | [Trademarks](#) | [Downloads](#) | [Library](#) | [Support](#) | [Feedback](#)

© Copyright IBM Corporation 1999, 2009. All Rights Reserved.

This topic's URL:

fm15840_

2.2.1.493. 6106 (17DA) (RC6106): MQRC_ENCODING_ERROR

Explanation

The encoding of the (next) message item needs to be MQENC_NATIVE for pasting.

This reason code occurs in the WebSphere® MQ C++ environment.

Completion Code

MQCC_FAILED

Parent topic: [Reason code list](#)

 This build: January 26, 2011 12:02:41

[Notices](#) | [Trademarks](#) | [Downloads](#) | [Library](#) | [Support](#) | [Feedback](#)

© Copyright IBM Corporation 1999, 2009. All Rights Reserved.

This topic's URL:

fm15850_

2.2.1.494. 6107 (17DB) (RC6107): MQRC_STRUC_ID_ERROR

Explanation


The structure id for the (next) message item, which is derived from the 4 characters beginning at the data pointer, is either missing or is inconsistent with the class of object into which the item is being pasted.

This reason code occurs in the WebSphere® MQ C++ environment.


Completion Code

MQCC_FAILED

Parent topic: [Reason code list](#)

 This build: January 26, 2011 12:02:41

[Notices](#) | [Trademarks](#) | [Downloads](#) | [Library](#) | [Support](#) | [Feedback](#)

 Copyright IBM Corporation 1999, 2009. All Rights Reserved.
This topic's URL:
fm15860_

2.2.1.495. 6108 (17DC) (RC6108): MQRC_NULL_POINTER

Explanation


A null pointer has been supplied where a nonnull pointer is either required or implied.

This reason code occurs in the WebSphere® MQ C++ environment.


Completion Code

MQCC_FAILED

Parent topic: [Reason code list](#)

 This build: January 26, 2011 12:02:41

[Notices](#) | [Trademarks](#) | [Downloads](#) | [Library](#) | [Support](#) | [Feedback](#)

 Copyright IBM Corporation 1999, 2009. All Rights Reserved.
This topic's URL:
fm15870_

2.2.1.496. 6109 (17DD) (RC6109): MQRC_NO_CONNECTION_REFERENCE

Explanation


The **connection reference** is null. A connection to an ImqQueueManager object is required.

This reason code occurs in the WebSphere® MQ C++ environment.


Completion Code

MQCC_FAILED

Parent topic: [Reason code list](#)

 This build: January 26, 2011 12:02:41

[Notices](#) | [Trademarks](#) | [Downloads](#) | [Library](#) | [Support](#) | [Feedback](#)

 Copyright IBM Corporation 1999, 2009. All Rights Reserved.
This topic's URL:
fm15880_

2.2.1.497. 6110 (17DE) (RC6110): MQRC_NO_BUFFER

Explanation


No buffer is available. For an ImqCache object, one cannot be allocated, denoting an internal inconsistency in the object state that should not occur.

This reason code occurs in the WebSphere® MQ C++ environment.

Completion Code

MQCC_FAILED

Parent topic: [Reason code list](#)

 This build: January 26, 2011 12:02:41

[Notices](#) | [Trademarks](#) | [Downloads](#) | [Library](#) | [Support](#) | [Feedback](#)

© Copyright IBM Corporation 1999, 2009. All Rights Reserved.

This topic's URL:

fm15890_

2.2.1.498. 6111 (17DF) (RC6111): MQRC_BINARY_DATA_LENGTH_ERROR

Explanation

The length of the binary data is inconsistent with the length of the target attribute. Zero is a correct length for all attributes.


- The correct length for an **accounting token** is MQ_ACCOUNTING_TOKEN_LENGTH.
- The correct length for an **alternate security id** is MQ_SECURITY_ID_LENGTH.
- The correct length for a **correlation id** is MQ_CORREL_ID_LENGTH.
- The correct length for a **facility token** is MQ_FACILITY_LENGTH.
- The correct length for a **group id** is MQ_GROUP_ID_LENGTH.
- The correct length for a **message id** is MQ_MSG_ID_LENGTH.
- The correct length for an **instance id** is MQ_OBJECT_INSTANCE_ID_LENGTH.
- The correct length for a **transaction instance id** is MQ_TRAN_INSTANCE_ID_LENGTH.
- The correct length for a **message token** is MQ_MSG_TOKEN_LENGTH.

This reason code occurs in the WebSphere® MQ C++ environment.

Completion Code

MQCC_FAILED

Parent topic: [Reason code list](#)

 This build: January 26, 2011 12:02:41

[Notices](#) | [Trademarks](#) | [Downloads](#) | [Library](#) | [Support](#) | [Feedback](#)

© Copyright IBM Corporation 1999, 2009. All Rights Reserved.

This topic's URL:

fm15900_

2.2.1.499. 6112 (17E0) (RC6112): MQRC_BUFFER_NOT_AUTOMATIC

Explanation

A user-defined (and managed) buffer cannot be resized. A user-defined buffer can only be replaced or withdrawn. A buffer must be automatic (system-managed) before it can be resized.

This reason code occurs in the WebSphere® MQ C++ environment.

Completion Code

MQCC_FAILED

Programmer response

Parent topic: [Reason code list](#)

 This build: January 26, 2011 12:02:42

[Notices](#) | [Trademarks](#) | [Downloads](#) | [Library](#) | [Support](#) | [Feedback](#)

© Copyright IBM Corporation 1999, 2009. All Rights Reserved.
This topic's URL:
fm15910_

2.2.1.500. 6113 (17E1) (RC6113): MQRC_INSUFFICIENT_BUFFER

Explanation


There is insufficient buffer space available after the data pointer to accommodate the request. This might be because the buffer cannot be resized.

This reason code occurs in the WebSphere® MQ C++ environment.

Completion Code

MQCC_FAILED

Parent topic: [Reason code list](#)

 This build: January 26, 2011 12:02:42

[Notices](#) | [Trademarks](#) | [Downloads](#) | [Library](#) | [Support](#) | [Feedback](#)

© Copyright IBM Corporation 1999, 2009. All Rights Reserved.
This topic's URL:
fm15920_

2.2.1.501. 6114 (17E2) (RC6114): MQRC_INSUFFICIENT_DATA

Explanation

There is insufficient data after the data pointer to accommodate the request.

This reason code occurs in the WebSphere® MQ C++ environment.

Completion Code

MQCC_FAILED

Parent topic: [Reason code list](#)

 This build: January 26, 2011 12:02:42

[Notices](#) | [Trademarks](#) | [Downloads](#) | [Library](#) | [Support](#) | [Feedback](#)

© Copyright IBM Corporation 1999, 2009. All Rights Reserved.
This topic's URL:
fm15930_

2.2.1.502. 6115 (17E3) (RC6115): MQRC_DATA_TRUNCATED

Explanation

Data has been truncated when copying from one buffer to another. This might be because the target buffer cannot be resized, or because there is a problem addressing one or other buffer, or because a buffer is being downsized with a smaller replacement.

This reason code occurs in the WebSphere® MQ C++ environment.

Completion Code

MQCC_FAILED

Parent topic: [Reason code list](#)

 This build: January 26, 2011 12:02:42

[Notices](#) | [Trademarks](#) | [Downloads](#) | [Library](#) | [Support](#) | [Feedback](#)

© Copyright IBM Corporation 1999, 2009. All Rights Reserved.
This topic's URL:
fm15940_

2.2.1.503. 6116 (17E4) (RC6116): MQRC_ZERO_LENGTH

Explanation


A zero length has been supplied where a positive length is either required or implied.

This reason code occurs in the WebSphere® MQ C++ environment.

Completion Code

MQCC_FAILED

Parent topic: [Reason code list](#)

 This build: January 26, 2011 12:02:42

[Notices](#) | [Trademarks](#) | [Downloads](#) | [Library](#) | [Support](#) | [Feedback](#)

© Copyright IBM Corporation 1999, 2009. All Rights Reserved.
This topic's URL:
fm15950_

2.2.1.504. 6117 (17E5) (RC6117): MQRC_NEGATIVE_LENGTH

Explanation


A negative length has been supplied where a zero or positive length is required.

This reason code occurs in the WebSphere® MQ C++ environment.

Completion Code

MQCC_FAILED

Parent topic: [Reason code list](#)

 This build: January 26, 2011 12:02:42

[Notices](#) | [Trademarks](#) | [Downloads](#) | [Library](#) | [Support](#) | [Feedback](#)

© Copyright IBM Corporation 1999, 2009. All Rights Reserved.
This topic's URL:
fm15960_

2.2.1.505. 6118 (17E6) (RC6118): MQRC_NEGATIVE_OFFSET

Explanation

A negative offset has been supplied where a zero or positive offset is required.

This reason code occurs in the WebSphere® MQ C++ environment.

Completion Code

MQCC_FAILED

Parent topic: [Reason code list](#)

 This build: January 26, 2011 12:02:42

[Notices](#) | [Trademarks](#) | [Downloads](#) | [Library](#) | [Support](#) | [Feedback](#)

© Copyright IBM Corporation 1999, 2009. All Rights Reserved.

This topic's URL:
fm15970_

2.2.1.506. 6119 (17E7) (RC6119): MQRC_INCONSISTENT_FORMAT

Explanation


The format of the (next) message item is inconsistent with the class of object into which the item is being pasted.

This reason code occurs in the WebSphere® MQ C++ environment.

Completion Code

MQCC_FAILED

Parent topic: [Reason code list](#)

 This build: January 26, 2011 12:02:42

[Notices](#) | [Trademarks](#) | [Downloads](#) | [Library](#) | [Support](#) | [Feedback](#)

© Copyright IBM Corporation 1999, 2009. All Rights Reserved.

This topic's URL:
fm15980_

2.2.1.507. 6120 (17E8) (RC6120): MQRC_INCONSISTENT_OBJECT_STATE

Explanation


There is an inconsistency between this object, which is open, and the referenced ImqQueueManager object, which is not connected.

This reason code occurs in the WebSphere® MQ C++ environment.

Completion Code

MQCC_FAILED

Parent topic: [Reason code list](#)

 This build: January 26, 2011 12:02:42

[Notices](#) | [Trademarks](#) | [Downloads](#) | [Library](#) | [Support](#) | [Feedback](#)

© Copyright IBM Corporation 1999, 2009. All Rights Reserved.

This topic's URL:
fm15990_

2.2.1.508. 6121 (17E9) (RC6121): MQRC_CONTEXT_OBJECT_NOT_VALID

Explanation

The ImqPutMessageOptions **context reference** does not reference a valid ImqQueue object. The object has been previously destroyed.

This reason code occurs in the WebSphere® MQ C++ environment.

Completion Code

MQCC_FAILED

Parent topic: [Reason code list](#)

 This build: January 26, 2011 12:02:42

[Notices](#) | [Trademarks](#) | [Downloads](#) | [Library](#) | [Support](#) | [Feedback](#)

© Copyright IBM Corporation 1999, 2009. All Rights Reserved.

This topic's URL:

fm16000_

2.2.1.509. 6122 (17EA) (RC6122): MQRC_CONTEXT_OPEN_ERROR

Explanation


The `ImqPutMessageOptions` **context reference** references an `ImqQueue` object that could not be opened to establish a context. This may be because the `ImqQueue` object has inappropriate **open options**. Inspect the referenced object **reason code** to establish the cause.

This reason code occurs in the WebSphere® MQ C++ environment.

Completion Code

MQCC_FAILED

Parent topic: [Reason code list](#)

 This build: January 26, 2011 12:02:42

[Notices](#) | [Trademarks](#) | [Downloads](#) | [Library](#) | [Support](#) | [Feedback](#)

© Copyright IBM Corporation 1999, 2009. All Rights Reserved.

This topic's URL:

fm16010_

2.2.1.510. 6123 (17EB) (RC6123): MQRC_STRUC_LENGTH_ERROR

Explanation


The length of a data structure is inconsistent with its content. For an `MQRMH`, the length is insufficient to contain the fixed fields and all offset data.

This reason code occurs in the WebSphere® MQ C++ environment.

Completion Code

MQCC_FAILED

Parent topic: [Reason code list](#)

 This build: January 26, 2011 12:02:42

[Notices](#) | [Trademarks](#) | [Downloads](#) | [Library](#) | [Support](#) | [Feedback](#)

© Copyright IBM Corporation 1999, 2009. All Rights Reserved.

This topic's URL:

fm16020_

2.2.1.511. 6124 (17EC) (RC6124): MQRC_NOT_CONNECTED

Explanation

A method failed because a required connection to a queue manager was not available, and a connection cannot be established implicitly because the `IMQ_IMPL_CONN` flag of the `ImqQueueManager` **behavior** class attribute is `FALSE`.

This reason code occurs in the WebSphere® MQ C++ environment.


Completion Code

MQCC_FAILED

Programmer response

Establish a connection to a queue manager and retry.

Parent topic: [Reason code list](#)

 This build: January 26, 2011 12:02:42

[Notices](#) | [Trademarks](#) | [Downloads](#) | [Library](#) | [Support](#) | [Feedback](#)

© Copyright IBM Corporation 1999, 2009. All Rights Reserved.

This topic's URL:

fm16030_

2.2.1.512. 6125 (17ED) (RC6125): MQRC_NOT_OPEN

Explanation

A method failed because an object was not open, and opening cannot be accomplished implicitly because the IMQ_IMPL_OPEN flag of the ImqObject **behavior** class attribute is FALSE.

This reason code occurs in the WebSphere® MQ C++ environment.


Completion Code

MQCC_FAILED

Programmer response

Open the object and retry.

Parent topic: [Reason code list](#)

 This build: January 26, 2011 12:02:42

[Notices](#) | [Trademarks](#) | [Downloads](#) | [Library](#) | [Support](#) | [Feedback](#)

© Copyright IBM Corporation 1999, 2009. All Rights Reserved.

This topic's URL:

fm16040_

2.2.1.513. 6126 (17EE) (RC6126): MQRC_DISTRIBUTION_LIST_EMPTY

Explanation

An ImqDistributionList failed to open because there are no ImqQueue objects referenced.

This reason code occurs in the WebSphere® MQ C++ environment.


Completion Code

MQCC_FAILED

Programmer response

Establish at least one ImqQueue object in which the **distribution list reference** addresses the ImqDistributionList object, and retry.

Parent topic: [Reason code list](#)

 This build: January 26, 2011 12:02:43

[Notices](#) | [Trademarks](#) | [Downloads](#) | [Library](#) | [Support](#) | [Feedback](#)

© Copyright IBM Corporation 1999, 2009. All Rights Reserved.

This topic's URL:

fm16050_

2.2.1.514. 6127 (17EF) (RC6127): MQRC_INCONSISTENT_OPEN_OPTIONS

Explanation

A method failed because the object is open, and the `ImqObject` **open options** are inconsistent with the required operation. The object cannot be reopened implicitly because the `IMQ_IMPL_OPEN` flag of the `ImqObject` **behavior** class attribute is false.

This reason code occurs in the WebSphere® MQ C++ environment.


Completion Code

MQCC_FAILED

Programmer response

Open the object with appropriate `ImqObject` **open options** and retry.

Parent topic: [Reason code list](#)

 This build: January 26, 2011 12:02:43

[Notices](#) | [Trademarks](#) | [Downloads](#) | [Library](#) | [Support](#) | [Feedback](#)

© Copyright IBM Corporation 1999, 2009. All Rights Reserved.

This topic's URL:

fm16060_

2.2.1.515. 6128 (17FO) (RC6128): MQRC_WRONG_VERSION

Explanation

A method failed because a version number specified or encountered is either incorrect or not supported.

For the `ImqCICSBridgeHeader` class, the problem is with the **version** attribute.

This reason code occurs in the WebSphere® MQ C++ environment.


Completion Code

MQCC_FAILED

Programmer response

If you are specifying a version number, use one that is supported by the class. If you are receiving message data from another program, ensure that both programs are using consistent and supported version numbers.

Parent topic: [Reason code list](#)

 This build: January 26, 2011 12:02:43

[Notices](#) | [Trademarks](#) | [Downloads](#) | [Library](#) | [Support](#) | [Feedback](#)

© Copyright IBM Corporation 1999, 2009. All Rights Reserved.

This topic's URL:

fm16070_

2.2.1.516. 6129 (17F1) (RC6129): MQRC_REFERENCE_ERROR

Explanation

An object reference is invalid.

There is a problem with the address of a referenced object. At the time of use, the address of the object is nonnull, but is invalid and cannot be used for its intended purpose.

This reason code occurs in the WebSphere® MQ C++ environment.


Completion Code

MQCC_FAILED

Programmer response

Check that the referenced object is neither deleted nor out of scope, or remove the reference by supplying a null address value.

Parent topic: [Reason code list](#)

 This build: January 26, 2011 12:02:43

[Notices](#) | [Trademarks](#) | [Downloads](#) | [Library](#) | [Support](#) | [Feedback](#)

© Copyright IBM Corporation 1999, 2009. All Rights Reserved.

This topic's URL:

fm16080_


3. PCF reason codes

Reason codes might be returned by a broker in response to a command message in PCF format, depending on the parameters used in that message.

For more information about PCF, see the [WebSphere MQ Publish/Subscribe User's Guide](#).

[Reason codes](#)

Parent topic: [Messages](#)

 This build: January 26, 2011 12:02:43

[Notices](#) | [Trademarks](#) | [Downloads](#) | [Library](#) | [Support](#) | [Feedback](#)

© Copyright IBM Corporation 1999, 2009. All Rights Reserved.

This topic's URL:

fm16100_

3.1. Reason codes

The following is a list of PCF reason codes, in numeric order, providing detailed information to help you understand them, including:

- An explanation of the circumstances that have caused the code to be raised
- The associated completion code
- Suggested programmer actions in response to the code

[3001 \(0BB9\) \(RC3001\): MQRCCF CFH TYPE ERROR](#)

[3002 \(0BBA\) \(RC3002\): MQRCCF CFH LENGTH ERROR](#)

[3003 \(0BBB\) \(RC3003\): MQRCCF CFH VERSION ERROR](#)

[3004 \(0BBC\) \(RC3004\): MQRCCF CFH MSG SEQ NUMBER ERR](#)

[3005 \(0BBD\) \(RC3005\): MQRCCF CFH CONTROL ERROR](#)

[3006 \(0BBE\) \(RC3006\): MQRCCF CFH PARM COUNT ERROR](#)

[3007 \(0BBF\) \(RC3007\): MQRCCF CFH COMMAND ERROR](#)

[3008 \(0BC0\) \(RC3008\): MQRCCF COMMAND FAILED](#)

[3009 \(0BC1\) \(RC3009\): MQRCCF CFIN LENGTH ERROR](#)

[3010 \(0BC2\) \(RC3010\): MQRCCF CFST LENGTH ERROR](#)

[3011 \(0BC3\) \(RC3011\): MQRCCF CFST STRING LENGTH ERR](#)

[3012 \(0BC4\) \(RC3012\): MQRCCF FORCE VALUE ERROR](#)

[3013 \(OBC5\) \(RC3013\): MQRCCF STRUCTURE TYPE ERROR](#)

[3014 \(OBC6\) \(RC3014\): MQRCCF CFIN PARM ID ERROR](#)

[3015 \(OBC7\) \(RC3015\): MQRCCF CFST PARM ID ERROR](#)

[3016 \(OBC8\) \(RC3016\): MQRCCF MSG LENGTH ERROR](#)

[3017 \(OBC9\) \(RC3017\): MQRCCF CFIN DUPLICATE PARM](#)

[3018 \(OBCA\) \(RC3018\): MQRCCF CFST DUPLICATE PARM](#)

[3019 \(OBCB\) \(RC3019\): MQRCCF PARM COUNT TOO SMALL](#)

[3020 \(OBCC\) \(RC3020\): MQRCCF PARM COUNT TOO BIG](#)

[3021 \(OBCD\) \(RC3021\): MQRCCF Q ALREADY IN CELL](#)

[3022 \(OBCE\) \(RC3022\): MQRCCF Q TYPE ERROR](#)

[3023 \(OBCF\) \(RC3023\): MQRCCF MD FORMAT ERROR](#)

[3024 \(OBD0\) \(RC3024\): MQRCCF CFSL LENGTH ERROR](#)

[3025 \(OBD1\) \(RC3025\): MQRCCF REPLACE VALUE ERROR](#)

[3026 \(OBD2\) \(RC3026\): MQRCCF CFIL DUPLICATE VALUE](#)

[3027 \(OBD3\) \(RC3027\): MQRCCF CFIL COUNT ERROR](#)

[3028 \(OBD4\) \(RC3028\): MQRCCF CFIL LENGTH ERROR](#)

[3029 \(OBD5\) \(RC3029\): MQRCCF MODE VALUE ERROR](#)

[3029 \(OBD5\) \(RC3029\): MQRCCF QUIESCE VALUE ERROR](#)

[3030 \(OBD6\) \(RC3030\): MQRCCF MSG SEQ NUMBER ERROR](#)

[3031 \(OBD7\) \(RC3031\): MQRCCF PING DATA COUNT ERROR](#)

[3032 \(OBD8\) \(RC3032\): MQRCCF PING DATA COMPARE ERROR](#)

[3033 \(OBD9\) \(RC3033\): MQRCCF CFSL PARM ID ERROR](#)

[3034 \(OBDA\) \(RC3034\): MQRCCF CHANNEL TYPE ERROR](#)

[3035 \(OBDB\) \(RC3035\): MQRCCF PARM SEQUENCE ERROR](#)

[3036 \(OBDC\) \(RC3036\): MQRCCF XMIT PROTOCOL TYPE ERR](#)

[3037 \(OBDD\) \(RC3037\): MQRCCF BATCH SIZE ERROR](#)

[3038 \(OBDE\) \(RC3038\): MQRCCF DISC INT ERROR](#)

[3039 \(OBDF\) \(RC3039\): MQRCCF SHORT RETRY ERROR](#)

[3040 \(OBE0\) \(RC3040\): MQRCCF SHORT TIMER ERROR](#)

[3041 \(OBE1\) \(RC3041\): MQRCCF LONG RETRY ERROR](#)

[3042 \(OBE2\) \(RC3042\): MQRCCF LONG TIMER ERROR](#)

[3043 \(OBE3\) \(RC3043\): MQRCCF SEQ NUMBER WRAP ERROR](#)

[3044 \(0BE4\) \(RC3044\): MQRCCF MAX MSG LENGTH ERROR](#)

[3045 \(0BE5\) \(RC3045\): MQRCCF PUT AUTH ERROR](#)

[3046 \(0BE6\) \(RC3046\): MQRCCF PURGE VALUE ERROR](#)

[3047 \(0BE7\) \(RC3047\): MQRCCF CFIL PARM ID ERROR](#)

[3048 \(0BE8\) \(RC3048\): MQRCCF MSG TRUNCATED](#)

[3049 \(0BE9\) \(RC3049\): MQRCCF CCSID ERROR](#)

[3050 \(0BEA\) \(RC3050\): MQRCCF ENCODING ERROR](#)

[3052 \(0BEC\) \(RC3052\): MQRCCF DATA CONV VALUE ERROR](#)

[3053 \(0BED\) \(RC3053\): MQRCCF INDOUBT VALUE ERROR](#)

[3054 \(0BEE\) \(RC3054\): MQRCCF ESCAPE TYPE ERROR](#)

[3062 \(0BF6\) \(RC3062\): MQRCCF CHANNEL TABLE ERROR](#)

[3063 \(0BF7\) \(RC3063\): MQRCCF MCA TYPE ERROR](#)

[3064 \(0BF8\) \(RC3064\): MQRCCF CHL INST TYPE ERROR](#)

[3065 \(0BF9\) \(RC3065\): MQRCCF CHL STATUS NOT FOUND](#)

[3066 \(0BFA\) \(RC3066\): MQRCCF CFSL DUPLICATE PARM](#)

[3067 \(0BFB\) \(RC3067\): MQRCCF CFSL TOTAL LENGTH ERROR](#)

[3068 \(0BFC\) \(RC3068\): MQRCCF CFSL COUNT ERROR](#)

[3069 \(0BFD\) \(RC3069\): MQRCCF CFSL STRING LENGTH ERR](#)

[3070 \(0BFE\) \(RC3070\): MQRCCF BROKER DELETED](#)

[3071 \(0BFF\) \(RC3071\): MQRCCF STREAM ERROR](#)

[3072 \(0C00\) \(RC3072\): MQRCCF TOPIC ERROR](#)

[3073 \(0C01\) \(RC3073\): MQRCCF NOT REGISTERED](#)

[3074 \(0C02\) \(RC3074\): MQRCCF Q MGR NAME ERROR](#)

[3075 \(0C03\) \(RC3075\): MQRCCF INCORRECT STREAM](#)

[3076 \(0C04\) \(RC3076\): MQRCCF Q NAME ERROR](#)

[3077 \(0C05\) \(RC3077\): MQRCCF NO RETAINED MSG](#)

[3078 \(0C06\) \(RC3078\): MQRCCF DUPLICATE IDENTITY](#)

[3079 \(0C07\) \(RC3079\): MQRCCF INCORRECT Q](#)

[3080 \(0C08\) \(RC3080\): MQRCCF CORREL ID ERROR](#)

[3081 \(0C09\) \(RC3081\): MQRCCF NOT AUTHORIZED](#)

[3082 \(0C0A\) \(RC3082\): MQRCCF UNKNOWN STREAM](#)

[3083 \(0C0B\) \(RC3083\): MQRCCF REG OPTIONS ERROR](#)

3084 (0C0C) (RC3084): MQRCCF PUB OPTIONS ERROR

3085 (0C0D) (RC3085): MQRCCF UNKNOWN BROKER

3086 (0C0E) (RC3086): MQRCCF Q MGR CCSID ERROR

3087 (0C0F) (RC3087): MQRCCF DEL OPTIONS ERROR

3088 (0C10) (RC3088): MQRCCF CLUSTER NAME CONFLICT

3089 (0C11) (RC3089): MQRCCF REPOS NAME CONFLICT

3090 (0C12) (RC3090): MQRCCF CLUSTER Q USAGE ERROR

3091 (0C13) (RC3091): MQRCCF ACTION VALUE ERROR

3092 (0C14) (RC3092): MQRCCF COMMS LIBRARY ERROR

3093 (0C15) (RC3093): MQRCCF NETBIOS NAME ERROR

3094 (0C16) (RC3094): MQRCCF BROKER COMMAND FAILED

3095 (0C17) (RC3095): MQRCCF CFST CONFLICTING PARM

3096 (0C18) (RC3096): MQRCCF PATH NOT VALID

3097 (0C19) (RC3097): MQRCCF PARM SYNTAX ERROR

3098 (0C1A) (RC3098): MQRCCF PWD LENGTH ERROR

3150 (0C4E) (RC3150): MQRCCF FILTER ERROR

3151 (0C4F) (RC3151): MQRCCF WRONG USER

3152 (0C50) (RC3152): MQRCCF DUPLICATE SUBSCRIPTION

3153 (0C51) (RC3153): MQRCCF SUB NAME ERROR

3154 (0C52) (RC3154): MQRCCF SUB IDENTITY ERROR

3155 (0C53) (RC3155): MQRCCF SUBSCRIPTION IN USE

3156 (0C54) (RC3156): MQRCCF SUBSCRIPTION LOCKED

3157 (0C55) (RC3157): MQRCCF ALREADY JOINED

3160 (0C58) (RC3160): MQRCCF OBJECT IN USE

3161 (0C59) (RC3161): MQRCCF UNKNOWN FILE NAME

3162 (0C5A) (RC3162): MQRCCF FILE NOT AVAILABLE

3163 (0C5B) (RC3163): MQRCCF DISC RETRY ERROR

3164 (0C5C) (RC3164): MQRCCF ALLOC RETRY ERROR

3165 (0C5D) (RC3165): MQRCCF ALLOC SLOW TIMER ERROR

3166 (0C5E) (RC3166): MQRCCF ALLOC FAST TIMER ERROR

3167 (0C5F) (RC3167): MQRCCF PORT NUMBER ERROR

3168 (0C60) (RC3168): MQRCCF CHL SYSTEM NOT ACTIVE

[3169 \(0C61\) \(RC3169\): MQRCCF ENTITY NAME MISSING](#)
[3170 \(0C62\) \(RC3170\): MQRCCF PROFILE NAME ERROR](#)
[3171 \(0C63\) \(RC3171\): MQRCCF AUTH VALUE ERROR](#)
[3172 \(0C64\) \(RC3172\): MQRCCF AUTH VALUE MISSING](#)
[3173 \(0C65\) \(RC3173\): MQRCCF OBJECT TYPE MISSING](#)
[3174 \(0C66\) \(RC3174\): MQRCCF CONNECTION ID ERROR](#)
[3175 \(0C67\) \(RC3175\): MQRCCF LOG TYPE ERROR](#)
[3176 \(0C68\) \(RC3176\): MQRCCF PROGRAM NOT AVAILABLE](#)
[3177 \(0C69\) \(RC3177\): MQRCCF PROGRAM AUTH FAILED](#)
[3200 \(0C80\) \(RC3200\): MQRCCF NONE FOUND](#)
[3201 \(0C81\) \(RC3201\): MQRCCF SECURITY SWITCH OFF](#)
[3202 \(0C82\) \(RC3202\): MQRCCF SECURITY REFRESH FAILED](#)
[3203 \(0C83\) \(RC3203\): MQRCCF PARM CONFLICT](#)
[3204 \(0C84\) \(RC3204\): MQRCCF COMMAND INHIBITED](#)
[3205 \(0C85\) \(RC3205\): MQRCCF OBJECT BEING DELETED](#)
[3207 \(0C87\) \(RC3207\): MQRCCF STORAGE CLASS IN USE](#)
[3208 \(0C88\) \(RC3208\): MQRCCF OBJECT NAME RESTRICTED](#)
[3209 \(0C89\) \(RC3209\): MQRCCF OBJECT LIMIT EXCEEDED](#)
[3210 \(0C8A\) \(RC3210\): MQRCCF OBJECT OPEN FORCE](#)
[3211 \(0C8B\) \(RC3211\): MQRCCF DISPOSITION CONFLICT](#)
[3212 \(0C8C\) \(RC3212\): MQRCCF Q MGR NOT IN QSG](#)
[3213 \(0C8D\) \(RC3213\): MQRCCF ATTR VALUE FIXED](#)
[3215 \(0C8F\) \(RC3215\): MQRCCF NAMELIST ERROR](#)
[3217 \(0C91\) \(RC3217\): MQRCCF NO CHANNEL INITIATOR](#)
[3218 \(0C93\) \(RC3218\): MQRCCF CHANNEL INITIATOR ERROR](#)
[3222 \(0C96\) \(RC3222\): MQRCCF COMMAND LEVEL CONFLICT](#)
[3223 \(0C97\) \(RC3223\): MQRCCF Q ATTR CONFLICT](#)
[3224 \(0C98\) \(RC3224\): MQRCCF EVENTS DISABLED](#)
[3225 \(0C99\) \(RC3225\): MQRCCF COMMAND SCOPE ERROR](#)
[3226 \(0C9A\) \(RC3226\): MQRCCF COMMAND REPLY ERROR](#)
[3227 \(0C9B\) \(RC3227\): MQRCCF FUNCTION RESTRICTED](#)
[3228 \(0C9C\) \(RC3228\): MQRCCF PARM MISSING](#)

3229 (0C9D) (RC3229): MQRCCF PARM VALUE ERROR

3230 (0C9E) (RC3230): MQRCCF COMMAND LENGTH ERROR

3231 (0C9F) (RC3231): MQRCCF COMMAND ORIGIN ERROR

3232 (0CA0) (RC3232): MQRCCF LISTENER CONFLICT

3233 (0CA1) (RC3233): MQRCCF LISTENER STARTED

3234 (0CA2) (RC3234): MQRCCF LISTENER STOPPED

3235 (0CA3) (RC3235): MQRCCF CHANNEL ERROR

3236 (0CA4) (RC3236): MQRCCF CF STRUC ERROR

3237 (0CA5) (RC3237): MQRCCF UNKNOWN USER ID

3238 (0CA6) (RC3238): MQRCCF UNEXPECTED ERROR

3239 (0CA7) (RC3239): MQRCCF NO XCF PARTNER

3240 (0CA8) (RC3240): MQRCCF CFGR PARM ID ERROR

3241 (0CA9) (RC3241): MQRCCF CFIF LENGTH ERROR

3242 (0CAA) (RC3242): MQRCCF CFIF OPERATOR ERROR

3243 (0CAB) (RC3243): MQRCCF CFIF PARM ID ERROR

3244 (0CAC) (RC3244): MQRCCF CFSF FILTER VAL LEN ERR

3245 (0CAD) (RC3245): MQRCCF CFSF LENGTH ERROR

3246 (0CAE) (RC3246): MQRCCF CFSF OPERATOR ERROR

3247 (0CAF) (RC3247): MQRCCF CFSF PARM ID ERROR

3248 (0CB0) (RC3248): MQRCCF TOO MANY FILTERS

3249 (0CB1) (RC3249): MQRCCF LISTENER RUNNING

3250 (0CB2) (RC3250): MQRCCF LSTR STATUS NOT FOUND

3251 (0CB3) (RC3251): MQRCCF SERVICE RUNNING

3252 (0CB4) (RC3252): MQRCCF SERV STATUS NOT FOUND

3253 (0CB5) (RC3253): MQRCCF SERVICE STOPPED

3254 (0CB6) (RC3254): MQRCCF CFBS DUPLICATE PARM

3255 (0CB7) (RC3255): MQRCCF CFBS LENGTH ERROR

3256 (0CB8) (RC3256): MQRCCF CFBS PARM ID ERROR

3257 (0CB9) (RC3257): MQRCCF CFBS STRING LENGTH ERR

3258 (0CBA) (RC3258): MQRCCF CFGR LENGTH ERROR

3259 (0CBB) (RC3259): MQRCCF CFGR PARM COUNT ERROR

3260 (0CBC) (RC3260): MQRCCF CONN NOT STOPPED

3261 (0CBD) (RC3261): MQRCCF SERVICE REQUEST PENDING

3262 (0CBE) (RC3262): MQRCCF NO START CMD

3263 (0CBF) (RC3263): MQRCCF NO STOP CMD

3264 (0CC0) (RC3264): MQRCCF CFBF LENGTH ERROR

3265 (0CC1) (RC3265): MQRCCF CFBF PARM ID ERROR

3266 (0CC2) (RC3266): MQRCCF CFBF FILTER VAL LEN ERR

3267 (0CC3) (RC3267): MQRCCF CFBF OPERATOR ERROR

3268 (0CC4) (RC3268): MQRCCF LISTENER STILL ACTIVE

3300 (0CE4) (RC3300): MQRCCF TOPICSTR ALREADY EXISTS

3301 (0CE5) (RC3301): MQRCCF SHARING CONVS ERROR

3302 (0CE6) (RC3302): MQRCCF SHARING CONVS TYPE

3303 (0CE7) (RC3303): MQRCCF SECURITY CASE CONFLICT

3305 (0CE9) (RC3305): MQRCCF TOPIC TYPE ERROR

3306 (0CEA) (RC3306): MQRCCF MAX INSTANCES ERROR

3307 (0CEB) (RC3307): MQRCCF MAX INSTS PER CLNT ERR

3308 (0CEC) (RC3308): MQRCCF TOPIC STRING NOT FOUND

3309 (0CED) (RC3309): MQRCCF SUBSCRIPTION POINT ERR

3311 (0CEF) (RC2432): MQRCCF SUB ALREADY EXISTS

3317 (0CF5) (RC3317): MQRCCF INVALID DESTINATION

3318 (0CF6) (RC3318): MQRCCF PUBSUB INHIBITED

➤3325 (0CFD) (RC3325): MQRCCF SSL ALT PROVIDER REQD**◀**

4001 (0FA1) (RC4001): MQRCCF OBJECT ALREADY EXISTS

4002 (0FA2) (RC4002): MQRCCF OBJECT WRONG TYPE

4003 (0FA3) (RC4003): MQRCCF LIKE OBJECT WRONG TYPE

4004 (0FA4) (RC4004): MQRCCF OBJECT OPEN

4005 (0FA5) (RC4005): MQRCCF ATTR VALUE ERROR

4006 (0FA6) (RC4006): MQRCCF UNKNOWN Q MGR

4007 (0FA7) (RC4007): MQRCCF Q WRONG TYPE

4008 (0FA8) (RC4008): MQRCCF OBJECT NAME ERROR

4009 (0FA9) (RC4009): MQRCCF ALLOCATE FAILED

4010 (0FAA) (RC4010): MQRCCF HOST NOT AVAILABLE

4011 (0FAB) (RC4011): MQRCCF CONFIGURATION ERROR

4012 (0FAC) (RC4012): MQRCCF CONNECTION REFUSED

4013 (0FAD) (RC4013): MQRCCF ENTRY ERROR

4014 (0FAE) (RC4014): MQRCCF SEND FAILED

4015 (0FAF) (RC4015): MQRCCF RECEIVED DATA ERROR

4016 (0FB0) (RC4016): MQRCCF RECEIVE FAILED

4017 (0FB1) (RC4017): MQRCCF CONNECTION CLOSED

4018 (0FB2) (RC4018): MQRCCF NO STORAGE

4019 (0FB3) (RC4019): MQRCCF NO COMMS MANAGER

4020 (0FB4) (RC4020): MQRCCF LISTENER NOT STARTED

4024 (0FB8) (RC4024): MQRCCF BIND FAILED

4025 (0FB9) (RC4025): MQRCCF CHANNEL INDOUBT

4026 (0FBA) (RC4026): MQRCCF MQCONN FAILED

4027 (0FBB) (RC4027): MQRCCF MQOPEN FAILED

4028 (0FBC) (RC4028): MQRCCF MQGET FAILED

4029 (0FBD) (RC4029): MQRCCF MQPUT FAILED

4030 (0FBE) (RC4030): MQRCCF PING ERROR

4031 (0FBF) (RC4031): MQRCCF CHANNEL IN USE

4032 (0FC0) (RC4032): MQRCCF CHANNEL NOT FOUND

4033 (0FC1) (RC4033): MQRCCF UNKNOWN REMOTE CHANNEL

4034 (0FC2) (RC4034): MQRCCF REMOTE QM UNAVAILABLE

4035 (0FC3) (RC4035): MQRCCF REMOTE QM TERMINATING

4036 (0FC4) (RC4036): MQRCCF MQINQ FAILED

4037 (0FC5) (RC4037): MQRCCF NOT XMIT Q

4038 (0FC6) (RC4038): MQRCCF CHANNEL DISABLED

4039 (0FC7) (RC4039): MQRCCF USER EXIT NOT AVAILABLE

4040 (0FC8) (RC4040): MQRCCF COMMIT FAILED

4041 (0FC9) (RC4041): MQRCCF WRONG CHANNEL TYPE

4042 (0FCA) (RC4042): MQRCCF CHANNEL ALREADY EXISTS

4043 (0FCB) (RC4043): MQRCCF DATA TOO LARGE

4044 (0FCC) (RC4044): MQRCCF CHANNEL NAME ERROR

4045 (0FCD) (RC4045): MQRCCF XMIT Q NAME ERROR

4047 (0FCF) (RC4047): MQRCCF MCA NAME ERROR

4048 (0FD0) (RC4048): MQRCCF SEND EXIT NAME ERROR
4049 (0FD1) (RC4049): MQRCCF SEC EXIT NAME ERROR
4050 (0FD2) (RC4050): MQRCCF MSG EXIT NAME ERROR
4051 (0FD3) (RC4051): MQRCCF RCV EXIT NAME ERROR
4052 (0FD4) (RC4052): MQRCCF XMIT Q NAME WRONG TYPE
4053 (0FD5) (RC4053): MQRCCF MCA NAME WRONG TYPE
4054 (0FD6) (RC4054): MQRCCF DISC INT WRONG TYPE
4055 (0FD7) (RC4055): MQRCCF SHORT RETRY WRONG TYPE
4056 (0FD8) (RC4056): MQRCCF SHORT TIMER WRONG TYPE
4057 (0FD9) (RC4057): MQRCCF LONG RETRY WRONG TYPE
4058 (0FDA) (RC4058): MQRCCF LONG TIMER WRONG TYPE
4059 (0FDB) (RC4059): MQRCCF PUT AUTH WRONG TYPE
4061 (0FDD) (RC4061): MQRCCF MISSING CONN NAME
4062 (0FDE) (RC4062): MQRCCF CONN NAME ERROR
4063 (0FDF) (RC4063): MQRCCF MQSET FAILED
4064 (0FE0) (RC4064): MQRCCF CHANNEL NOT ACTIVE
4065 (0FE1) (RC4065): MQRCCF TERMINATED BY SEC EXIT
4067 (0FE3) (RC4067): MQRCCF DYNAMIC Q SCOPE ERROR
4068 (0FE4) (RC4068): MQRCCF CELL DIR NOT AVAILABLE
4069 (0FE5) (RC4069): MQRCCF MR COUNT ERROR
4070 (0FE6) (RC4070): MQRCCF MR COUNT WRONG TYPE
4071 (0FE7) (RC4071): MQRCCF MR EXIT NAME ERROR
4072 (0FE8) (RC4072): MQRCCF MR EXIT NAME WRONG TYPE
4073 (0FE9) (RC4073): MQRCCF MR INTERVAL ERROR
4074 (0FEA) (RC4074): MQRCCF MR INTERVAL WRONG TYPE
4075 (0FEB) (RC4075): MQRCCF NPM SPEED ERROR
4076 (0FEC) (RC4076): MQRCCF NPM SPEED WRONG TYPE
4077 (0FED) (RC4077): MQRCCF HB INTERVAL ERROR
4078 (0FEE) (RC4078): MQRCCF HB INTERVAL WRONG TYPE
4079 (0FEF) (RC4079): MQRCCF CHAD ERROR
4080 (OFF0) (RC4080): MQRCCF CHAD WRONG TYPE
4081 (OFF1) (RC4081): MQRCCF CHAD EVENT ERROR

[4082 \(OFF2\) \(RC4082\): MQRCCF CHAD EVENT WRONG TYPE](#)

[4083 \(OFF3\) \(RC4083\): MQRCCF CHAD EXIT ERROR](#)

[4084 \(OFF4\) \(RC4084\): MQRCCF CHAD EXIT WRONG TYPE](#)

[4085 \(OFF5\) \(RC4085\): MQRCCF SUPPRESSED BY EXIT](#)

[4086 \(OFF6\) \(RC4086\): MQRCCF BATCH INT ERROR](#)

[4087 \(OFF7\) \(RC4087\): MQRCCF BATCH INT WRONG TYPE](#)

[4088 \(OFF8\) \(RC4088\): MQRCCF NET PRIORITY ERROR](#)

[4089 \(OFF9\) \(RC4089\): MQRCCF NET PRIORITY WRONG TYPE](#)

[4090 \(OFFA\) \(RC4090\): MQRCCF CHANNEL CLOSED](#)


[4092 \(OFFC\) \(RC4092\): MQRCCF SSL CIPHER SPEC ERROR](#)

[4093 \(OFFD\) \(RC4093\): MQRCCF SSL PEER NAME ERROR](#)

[4094 \(OFFE\) \(RC4094\): MQRCCF SSL CLIENT AUTH ERROR](#)

[4095 \(OFFF\) \(RC4095\): MQRCCF RETAINED NOT SUPPORTED](#)

Parent topic: [PCF reason codes](#)

 This build: January 26, 2011 12:02:43

[Notices](#) | [Trademarks](#) | [Downloads](#) | [Library](#) | [Support](#) | [Feedback](#)

© Copyright IBM Corporation 1999, 2009. All Rights Reserved.

This topic's URL:

fm16110_

3.1.1. 3001 (OBB9) (RC3001): MQRCCF_CFH_TYPE_ERROR

Explanation


Type not valid.

The MQCFH *Type* field value was not valid.

Programmer response

Specify a valid type.

Parent topic: [Reason codes](#)

 This build: January 26, 2011 12:02:43

[Notices](#) | [Trademarks](#) | [Downloads](#) | [Library](#) | [Support](#) | [Feedback](#)

© Copyright IBM Corporation 1999, 2009. All Rights Reserved.

This topic's URL:

fm16120_

3.1.2. 3002 (OBBA) (RC3002): MQRCCF_CFH_LENGTH_ERROR

Explanation


Structure length not valid.

The MQCFH *StrucLength* field value was not valid.

Programmer response

Specify a valid structure length.

Parent topic: [Reason codes](#)

 This build: January 26, 2011 12:02:44

[Notices](#) | [Trademarks](#) | [Downloads](#) | [Library](#) | [Support](#) | [Feedback](#)

© Copyright IBM Corporation 1999, 2009. All Rights Reserved.

This topic's URL:

fm16130_

3.1.3. 3003 (OBBB) (RC3003): MQRCCF_CFH_VERSION_ERROR

Explanation


Structure version number is not valid.

The MQRCCF *Version* field value was not valid.

Programmer response

Specify a valid structure version number.

Parent topic: [Reason codes](#)

 This build: January 26, 2011 12:02:44

[Notices](#) | [Trademarks](#) | [Downloads](#) | [Library](#) | [Support](#) | [Feedback](#)

© Copyright IBM Corporation 1999, 2009. All Rights Reserved.

This topic's URL:

fm16140_

3.1.4. 3004 (OBBC) (RC3004): MQRCCF_CFH_MSG_SEQ_NUMBER_ERR

Explanation


Message sequence number not valid.

The MQRCCF *MsgSeqNumber* field value was not valid.

Programmer response

Specify a valid message sequence number.

Parent topic: [Reason codes](#)

 This build: January 26, 2011 12:02:44

[Notices](#) | [Trademarks](#) | [Downloads](#) | [Library](#) | [Support](#) | [Feedback](#)

© Copyright IBM Corporation 1999, 2009. All Rights Reserved.

This topic's URL:

fm16150_

3.1.5. 3005 (OBBD) (RC3005): MQRCCF_CFH_CONTROL_ERROR

Explanation


Control option not valid.

The MQRCCF *Control* field value was not valid.

Programmer response

Specify a valid control option.

Parent topic: [Reason codes](#)

 This build: January 26, 2011 12:02:44

[Notices](#) | [Trademarks](#) | [Downloads](#) | [Library](#) | [Support](#) | [Feedback](#)

© Copyright IBM Corporation 1999, 2009. All Rights Reserved.

This topic's URL:

fm16160_

3.1.6. 3006 (OBBE) (RC3006): MQRCCF_CFH_PARM_COUNT_ERROR

Explanation


Parameter count not valid.

The MQCFH *ParameterCount* field value was not valid.

Programmer response

Specify a valid parameter count.

Parent topic: [Reason codes](#)

 This build: January 26, 2011 12:02:44

[Notices](#) | [Trademarks](#) | [Downloads](#) | [Library](#) | [Support](#) | [Feedback](#)

© Copyright IBM Corporation 1999, 2009. All Rights Reserved.

This topic's URL:

fm16170_

3.1.7. 3007 (OBBF) (RC3007): MQRCCF_CFH_COMMAND_ERROR

Explanation


Command identifier not valid.

The MQCFH *Command* field value was not valid.

Programmer response

Specify a valid command identifier.

Parent topic: [Reason codes](#)

 This build: January 26, 2011 12:02:44

[Notices](#) | [Trademarks](#) | [Downloads](#) | [Library](#) | [Support](#) | [Feedback](#)

© Copyright IBM Corporation 1999, 2009. All Rights Reserved.

This topic's URL:

fm16180_

3.1.8. 3008 (OBC0) (RC3008): MQRCCF_COMMAND_FAILED

Explanation


Command failed.

The command has failed.

Programmer response

Refer to the previous error messages for this command.

Parent topic: [Reason codes](#)

 This build: January 26, 2011 12:02:44

[Notices](#) | [Trademarks](#) | [Downloads](#) | [Library](#) | [Support](#) | [Feedback](#)

© Copyright IBM Corporation 1999, 2009. All Rights Reserved.

This topic's URL:

fm16190_

3.1.9. 3009 (OBC1) (RC3009): MQRCCF_CFIN_LENGTH_ERROR

Explanation


Structure length not valid.

The MQCFIN or MQCFIN64 *StrucLength* field value was not valid.

Programmer response

Specify a valid structure length.

Parent topic: [Reason codes](#)

 This build: January 26, 2011 12:02:44

[Notices](#) | [Trademarks](#) | [Downloads](#) | [Library](#) | [Support](#) | [Feedback](#)

© Copyright IBM Corporation 1999, 2009. All Rights Reserved.

This topic's URL:

fm16200_

3.1.10. 3010 (OBC2) (RC3010): MQRCCF_CFST_LENGTH_ERROR

Explanation


Structure length not valid.

The MQCFST *StrucLength* field value was not valid. The value was not a multiple of four or was inconsistent with the MQCFST *StringLength* field value.

Programmer response

Specify a valid structure length.

Parent topic: [Reason codes](#)

 This build: January 26, 2011 12:02:44

[Notices](#) | [Trademarks](#) | [Downloads](#) | [Library](#) | [Support](#) | [Feedback](#)

© Copyright IBM Corporation 1999, 2009. All Rights Reserved.

This topic's URL:

fm16210_

3.1.11. 3011 (OBC3) (RC3011): MQRCCF_CFST_STRING_LENGTH_ERR

Explanation

String length not valid.

The MQCFST *StringLength* field value was not valid. The value was negative or greater than the maximum permitted length of the parameter specified in the *Parameter* field.

Programmer response

Specify a valid string length for the parameter.

Parent topic: [Reason codes](#)

 This build: January 26, 2011 12:02:44

[Notices](#) | [Trademarks](#) | [Downloads](#) | [Library](#) | [Support](#) | [Feedback](#)

© Copyright IBM Corporation 1999, 2009. All Rights Reserved.
This topic's URL:
fm16220_

3.1.12. 3012 (0BC4) (RC3012): MQRCCF_FORCE_VALUE_ERROR

Explanation


Force value not valid.

The force value specified was not valid.

Programmer response

Specify a valid force value.

Parent topic: [Reason codes](#)

 This build: January 26, 2011 12:02:44

[Notices](#) | [Trademarks](#) | [Downloads](#) | [Library](#) | [Support](#) | [Feedback](#)

© Copyright IBM Corporation 1999, 2009. All Rights Reserved.
This topic's URL:
fm16230_

3.1.13. 3013 (0BC5) (RC3013): MQRCCF_STRUCTURE_TYPE_ERROR

Explanation


Structure type not valid.

The structure *Type* value was not valid.

Programmer response

Specify a valid structure type.

Parent topic: [Reason codes](#)

 This build: January 26, 2011 12:02:44

[Notices](#) | [Trademarks](#) | [Downloads](#) | [Library](#) | [Support](#) | [Feedback](#)

© Copyright IBM Corporation 1999, 2009. All Rights Reserved.
This topic's URL:
fm16240_

3.1.14. 3014 (0BC6) (RC3014): MQRCCF_CFIN_PARM_ID_ERROR

Explanation

Parameter identifier is not valid.

The MQCFIN or MQCFIN64 *Parameter* field value was not valid.

Programmer response

Specify a valid parameter identifier.

Parent topic: [Reason codes](#)

 This build: January 26, 2011 12:02:44

[Notices](#) | [Trademarks](#) | [Downloads](#) | [Library](#) | [Support](#) | [Feedback](#)

© Copyright IBM Corporation 1999, 2009. All Rights Reserved.

This topic's URL:
fm16250_

3.1.15. 3015 (0BC7) (RC3015): MQRCCF_CFST_PARM_ID_ERROR

Explanation


Parameter identifier is not valid.

The MQRCCF *Parameter* field value was not valid.

Programmer response

Specify a valid parameter identifier.

Parent topic: [Reason codes](#)

 This build: January 26, 2011 12:02:44

[Notices](#) | [Trademarks](#) | [Downloads](#) | [Library](#) | [Support](#) | [Feedback](#)

© Copyright IBM Corporation 1999, 2009. All Rights Reserved.

This topic's URL:
fm16260_

3.1.16. 3016 (0BC8) (RC3016): MQRCCF_MSG_LENGTH_ERROR

Explanation


Message length not valid.

The message data length was inconsistent with the length implied by the parameters in the message, or a positional parameter was out of sequence.

Programmer response

Specify a valid message length, and check that positional parameters are in the correct sequence.

Parent topic: [Reason codes](#)

 This build: January 26, 2011 12:02:44

[Notices](#) | [Trademarks](#) | [Downloads](#) | [Library](#) | [Support](#) | [Feedback](#)

© Copyright IBM Corporation 1999, 2009. All Rights Reserved.

This topic's URL:
fm16270_

3.1.17. 3017 (0BC9) (RC3017): MQRCCF_CFIN_DUPLICATE_PARM

Explanation


Duplicate parameter.

Two MQCFIN or MQCFIN64 or MQCFIL or MQCFIL64 structures, or any two of those types of structure, with the same parameter identifier were present.

Programmer response

Check for and remove duplicate parameters.

Parent topic: [Reason codes](#)

 This build: January 26, 2011 12:02:44

[Notices](#) | [Trademarks](#) | [Downloads](#) | [Library](#) | [Support](#) | [Feedback](#)

© Copyright IBM Corporation 1999, 2009. All Rights Reserved.

This topic's URL:
fm16280_

3.1.18. 3018 (0BCA) (RC3018): MQRCCF_CFST_DUPLICATE_PARM

Explanation


Duplicate parameter.

Two MQCFST structures, or an MQCFSL followed by an MQCFST structure, with the same parameter identifier were present.

Programmer response

Check for and remove duplicate parameters.

Parent topic: [Reason codes](#)

 This build: January 26, 2011 12:02:44

[Notices](#) | [Trademarks](#) | [Downloads](#) | [Library](#) | [Support](#) | [Feedback](#)

© Copyright IBM Corporation 1999, 2009. All Rights Reserved.

This topic's URL:

fm16290_

3.1.19. 3019 (0BCB) (RC3019): MQRCCF_PARM_COUNT_TOO_SMALL

Explanation


Parameter count too small.

The MQCFH *ParameterCount* field value was less than the minimum required for the command.

Programmer response

Specify a parameter count that is valid for the command.

Parent topic: [Reason codes](#)

 This build: January 26, 2011 12:02:44

[Notices](#) | [Trademarks](#) | [Downloads](#) | [Library](#) | [Support](#) | [Feedback](#)

© Copyright IBM Corporation 1999, 2009. All Rights Reserved.

This topic's URL:

fm16300_

3.1.20. 3020 (0BCC) (RC3020): MQRCCF_PARM_COUNT_TOO_BIG

Explanation

Parameter count too big.

The MQCFH *ParameterCount* field value was more than the maximum for the command.

Programmer response

Specify a parameter count that is valid for the command.

Parent topic: [Reason codes](#)

 This build: January 26, 2011 12:02:44

[Notices](#) | [Trademarks](#) | [Downloads](#) | [Library](#) | [Support](#) | [Feedback](#)

© Copyright IBM Corporation 1999, 2009. All Rights Reserved.

This topic's URL:

fm16310_

3.1.21. 3021 (0BCD) (RC3021): MQRCCF_Q_ALREADY_IN_CELL

Explanation

Queue already exists in cell.


An attempt was made to define a queue with cell scope, or to change the scope of an existing queue from queue-manager scope to cell scope, but a queue with that name already existed in the cell.

Programmer response

Do one of the following:

- Delete the existing queue and retry the operation.
- Change the scope of the existing queue from cell to queue-manager and retry the operation.
- Create the new queue with a different name.

Parent topic: [Reason codes](#)

 This build: January 26, 2011 12:02:44

[Notices](#) | [Trademarks](#) | [Downloads](#) | [Library](#) | [Support](#) | [Feedback](#)

© Copyright IBM Corporation 1999, 2009. All Rights Reserved.

This topic's URL:

fm16320_

3.1.22. 3022 (0BCE) (RC3022): MQRCCF_Q_TYPE_ERROR

Explanation


Queue type not valid.

The *QType* value was not valid.

Programmer response

Specify a valid queue type.

Parent topic: [Reason codes](#)

 This build: January 26, 2011 12:02:44

[Notices](#) | [Trademarks](#) | [Downloads](#) | [Library](#) | [Support](#) | [Feedback](#)

© Copyright IBM Corporation 1999, 2009. All Rights Reserved.

This topic's URL:

fm16330_

3.1.23. 3023 (0BCF) (RC3023): MQRCCF_MD_FORMAT_ERROR

Explanation

Format not valid.

The MQMD *Format* field value was not MQFMT_ADMIN.

Programmer response

Specify the valid format.

Parent topic: [Reason codes](#)

 This build: January 26, 2011 12:02:44

[Notices](#) | [Trademarks](#) | [Downloads](#) | [Library](#) | [Support](#) | [Feedback](#)

© Copyright IBM Corporation 1999, 2009. All Rights Reserved.

This topic's URL:

fm16340_

3.1.24. 3024 (0BD0) (RC3024): MQRCCF_CFSL_LENGTH_ERROR

Explanation


Structure length not valid.

The MQCFSL *StructLength* field value was not valid. The value was not a multiple of four or was inconsistent with the MQCFSL *StringLength* field value.

Programmer response

Specify a valid structure length.

Parent topic: [Reason codes](#)

 This build: January 26, 2011 12:02:44

[Notices](#) | [Trademarks](#) | [Downloads](#) | [Library](#) | [Support](#) | [Feedback](#)

© Copyright IBM Corporation 1999, 2009. All Rights Reserved.

This topic's URL:

fm16350_

3.1.25. 3025 (0BD1) (RC3025): MQRCCF_REPLACE_VALUE_ERROR

Explanation


Replace value not valid.

The *Replace* value was not valid.

Programmer response

Specify a valid replace value.

Parent topic: [Reason codes](#)

 This build: January 26, 2011 12:02:44

[Notices](#) | [Trademarks](#) | [Downloads](#) | [Library](#) | [Support](#) | [Feedback](#)

© Copyright IBM Corporation 1999, 2009. All Rights Reserved.

This topic's URL:

fm16360_

3.1.26. 3026 (0BD2) (RC3026): MQRCCF_CFIL_DUPLICATE_VALUE

Explanation

Duplicate parameter value.

In the MQCFIL or MQCFIL64 structure, there was a duplicate parameter value in the list.

Programmer response

Check for and remove duplicate parameter values.

Parent topic: [Reason codes](#)

 This build: January 26, 2011 12:02:44

[Notices](#) | [Trademarks](#) | [Downloads](#) | [Library](#) | [Support](#) | [Feedback](#)

© Copyright IBM Corporation 1999, 2009. All Rights Reserved.

This topic's URL:

fm16370_

3.1.27. 3027 (0BD3) (RC3027): MQRCCF_CFIL_COUNT_ERROR

Explanation


Count of parameter values not valid.

The MQCFIL or MQCFIL64 *Count* field value was not valid. The value was negative or greater than the maximum permitted for the parameter specified in the *Parameter* field.

Programmer response

Specify a valid count for the parameter.

Parent topic: [Reason codes](#)

 This build: January 26, 2011 12:02:44

[Notices](#) | [Trademarks](#) | [Downloads](#) | [Library](#) | [Support](#) | [Feedback](#)

© Copyright IBM Corporation 1999, 2009. All Rights Reserved.

This topic's URL:

fm16380_

3.1.28. 3028 (0BD4) (RC3028): MQRCCF_CFIL_LENGTH_ERROR

Explanation


Structure length not valid.

The MQCFIL or MQCFIL64 *StrucLength* field value was not valid.

Programmer response

Specify a valid structure length.

Parent topic: [Reason codes](#)

 This build: January 26, 2011 12:02:44

[Notices](#) | [Trademarks](#) | [Downloads](#) | [Library](#) | [Support](#) | [Feedback](#)

© Copyright IBM Corporation 1999, 2009. All Rights Reserved.

This topic's URL:

fm16390_

3.1.29. 3029 (0BD5) (RC3029): MQRCCF_MODE_VALUE_ERROR

Explanation


Mode value not valid.

The *Mode* value was not valid.

Programmer response

Specify a valid mode value.

Parent topic: [Reason codes](#)

 This build: January 26, 2011 12:02:44

[Notices](#) | [Trademarks](#) | [Downloads](#) | [Library](#) | [Support](#) | [Feedback](#)

© Copyright IBM Corporation 1999, 2009. All Rights Reserved.

This topic's URL:


fm16400_

3.1.30. 3029 (0BD5) (RC3029): MQRCCF_QUIESCE_VALUE_ERROR

Explanation

Former name for MQRCCF_MODE_VALUE_ERROR.

Parent topic: [Reason codes](#)

 This build: January 26, 2011 12:02:44

[Notices](#) | [Trademarks](#) | [Downloads](#) | [Library](#) | [Support](#) | [Feedback](#)

© Copyright IBM Corporation 1999, 2009. All Rights Reserved.

This topic's URL:

fm16410_

3.1.31. 3030 (0BD6) (RC3030): MQRCCF_MSG_SEQ_NUMBER_ERROR

Explanation


Message sequence number not valid.

The message sequence number parameter value was not valid.

Programmer response

Specify a valid message sequence number.

Parent topic: [Reason codes](#)

 This build: January 26, 2011 12:02:44

[Notices](#) | [Trademarks](#) | [Downloads](#) | [Library](#) | [Support](#) | [Feedback](#)

© Copyright IBM Corporation 1999, 2009. All Rights Reserved.

This topic's URL:

fm16420_

3.1.32. 3031 (0BD7) (RC3031): MQRCCF_PING_DATA_COUNT_ERROR

Explanation


Data count not valid.

The Ping Channel *DataCount* value was not valid.

Programmer response

Specify a valid data count value.

Parent topic: [Reason codes](#)

 This build: January 26, 2011 12:02:44

[Notices](#) | [Trademarks](#) | [Downloads](#) | [Library](#) | [Support](#) | [Feedback](#)

© Copyright IBM Corporation 1999, 2009. All Rights Reserved.

This topic's URL:

fm16430_

3.1.33. 3032 (0BD8) (RC3032): MQRCCF_PING_DATA_COMPARE_ERROR

Explanation


Ping Channel command failed.

The Ping Channel command failed with a data compare error. The data offset that failed is returned in the message (with parameter identifier MQIACF_ERROR_OFFSET).


Programmer response

Consult your systems administrator.

Parent topic: [Reason codes](#)

 This build: January 26, 2011 12:02:44

[Notices](#) | [Trademarks](#) | [Downloads](#) | [Library](#) | [Support](#) | [Feedback](#)

 Copyright IBM Corporation 1999, 2009. All Rights Reserved.

This topic's URL:
fm16440_

3.1.34. 3033 (0BD9) (RC3033): MQRCCF_CFSL_PARM_ID_ERROR

Explanation


Parameter identifier is not valid.

The MQRCCF *Parameter* field value was not valid.


Programmer response

Specify a valid parameter identifier.

Parent topic: [Reason codes](#)

 This build: January 26, 2011 12:02:44

[Notices](#) | [Trademarks](#) | [Downloads](#) | [Library](#) | [Support](#) | [Feedback](#)

 Copyright IBM Corporation 1999, 2009. All Rights Reserved.

This topic's URL:
fm16450_

3.1.35. 3034 (0BDA) (RC3034): MQRCCF_CHANNEL_TYPE_ERROR

Explanation


Channel type not valid.

The *ChannelType* specified was not valid, or did not match the type of an existing channel being copied, changed or replaced, or the command and the specified disposition cannot be used with that type of channel.


Programmer response

Specify a valid channel name, type, or disposition.

Parent topic: [Reason codes](#)

 This build: January 26, 2011 12:02:44

[Notices](#) | [Trademarks](#) | [Downloads](#) | [Library](#) | [Support](#) | [Feedback](#)

 Copyright IBM Corporation 1999, 2009. All Rights Reserved.

This topic's URL:
fm16460_

3.1.36. 3035 (0BDB) (RC3035): MQRCCF_PARM_SEQUENCE_ERROR

Explanation


Parameter sequence not valid.

The sequence of parameters is not valid for this command.

Programmer response

Specify the positional parameters in a valid sequence for the command.

Parent topic: [Reason codes](#)

 This build: January 26, 2011 12:02:44

[Notices](#) | [Trademarks](#) | [Downloads](#) | [Library](#) | [Support](#) | [Feedback](#)

© Copyright IBM Corporation 1999, 2009. All Rights Reserved.

This topic's URL:

fm16470_

3.1.37. 3036 (0BDC) (RC3036): MQRCCF_XMIT_PROTOCOL_TYPE_ERR

Explanation


Transmission protocol type not valid.

The *TransportType* value was not valid.

Programmer response

Specify a valid transmission protocol type.

Parent topic: [Reason codes](#)

 This build: January 26, 2011 12:02:44

[Notices](#) | [Trademarks](#) | [Downloads](#) | [Library](#) | [Support](#) | [Feedback](#)

© Copyright IBM Corporation 1999, 2009. All Rights Reserved.

This topic's URL:

fm16480_

3.1.38. 3037 (0BDD) (RC3037): MQRCCF_BATCH_SIZE_ERROR

Explanation


Batch size not valid.

The batch size specified was not valid.

Programmer response

Specify a valid batch size value.

Parent topic: [Reason codes](#)

 This build: January 26, 2011 12:02:44

[Notices](#) | [Trademarks](#) | [Downloads](#) | [Library](#) | [Support](#) | [Feedback](#)

© Copyright IBM Corporation 1999, 2009. All Rights Reserved.

This topic's URL:

fm16490_

3.1.39. 3038 (0BDE) (RC3038): MQRCCF_DISC_INT_ERROR

Explanation

Disconnection interval not valid.

The disconnection interval specified was not valid.

Programmer response

Specify a valid disconnection interval.

Parent topic: [Reason codes](#)

 This build: January 26, 2011 12:02:44

[Notices](#) | [Trademarks](#) | [Downloads](#) | [Library](#) | [Support](#) | [Feedback](#)

© Copyright IBM Corporation 1999, 2009. All Rights Reserved.
This topic's URL:
fm16500_

3.1.40. 3039 (0BDF) (RC3039): MQRCCF_SHORT_RETRY_ERROR

Explanation


Short retry count not valid.

The *ShortRetryCount* value was not valid.

Programmer response

Specify a valid short retry count value.

Parent topic: [Reason codes](#)

 This build: January 26, 2011 12:02:44

[Notices](#) | [Trademarks](#) | [Downloads](#) | [Library](#) | [Support](#) | [Feedback](#)

© Copyright IBM Corporation 1999, 2009. All Rights Reserved.
This topic's URL:
fm16510_

3.1.41. 3040 (0BE0) (RC3040): MQRCCF_SHORT_TIMER_ERROR

Explanation


Short timer value not valid.

The *ShortRetryInterval* value was not valid.

Programmer response

Specify a valid short timer value.

Parent topic: [Reason codes](#)

 This build: January 26, 2011 12:02:44

[Notices](#) | [Trademarks](#) | [Downloads](#) | [Library](#) | [Support](#) | [Feedback](#)

© Copyright IBM Corporation 1999, 2009. All Rights Reserved.
This topic's URL:
fm16520_

3.1.42. 3041 (0BE1) (RC3041): MQRCCF_LONG_RETRY_ERROR

Explanation


Long retry count not valid.

The long retry count value specified was not valid.

Programmer response

Specify a valid long retry count value.

Parent topic: [Reason codes](#)

 This build: January 26, 2011 12:02:44

[Notices](#) | [Trademarks](#) | [Downloads](#) | [Library](#) | [Support](#) | [Feedback](#)

© Copyright IBM Corporation 1999, 2009. All Rights Reserved.

This topic's URL:
fm16530_

3.1.43. 3042 (0BE2) (RC3042): MQRCCF_LONG_TIMER_ERROR

Explanation


Long timer not valid.

The long timer (long retry wait interval) value specified was not valid.

Programmer response

Specify a valid long timer value.

Parent topic: [Reason codes](#)

 This build: January 26, 2011 12:02:44

[Notices](#) | [Trademarks](#) | [Downloads](#) | [Library](#) | [Support](#) | [Feedback](#)

© Copyright IBM Corporation 1999, 2009. All Rights Reserved.

This topic's URL:
fm16540_

3.1.44. 3043 (0BE3) (RC3043): MQRCCF_SEQ_NUMBER_WRAP_ERROR

Explanation


Sequence wrap number not valid.

The *SeqNumberWrap* value was not valid.

Programmer response

Specify a valid sequence wrap number.

Parent topic: [Reason codes](#)

 This build: January 26, 2011 12:02:44

[Notices](#) | [Trademarks](#) | [Downloads](#) | [Library](#) | [Support](#) | [Feedback](#)

© Copyright IBM Corporation 1999, 2009. All Rights Reserved.

This topic's URL:
fm16550_

3.1.45. 3044 (0BE4) (RC3044): MQRCCF_MAX_MSG_LENGTH_ERROR

Explanation


Maximum message length not valid.

The maximum message length value specified was not valid.

Programmer response

Specify a valid maximum message length.

Parent topic: [Reason codes](#)

 This build: January 26, 2011 12:02:44

[Notices](#) | [Trademarks](#) | [Downloads](#) | [Library](#) | [Support](#) | [Feedback](#)

© Copyright IBM Corporation 1999, 2009. All Rights Reserved.

This topic's URL:
fm16560_

3.1.46. 3045 (0BE5) (RC3045): MQRCCF_PUT_AUTH_ERROR

Explanation


Put authority value not valid.

The *PutAuthority* value was not valid.

Programmer response

Specify a valid authority value.

Parent topic: [Reason codes](#)

 This build: January 26, 2011 12:02:45

[Notices](#) | [Trademarks](#) | [Downloads](#) | [Library](#) | [Support](#) | [Feedback](#)

© Copyright IBM Corporation 1999, 2009. All Rights Reserved.

This topic's URL:

fm16570_

3.1.47. 3046 (0BE6) (RC3046): MQRCCF_PURGE_VALUE_ERROR

Explanation


Purge value not valid.

The *Purge* value was not valid.

Programmer response

Specify a valid purge value.

Parent topic: [Reason codes](#)

 This build: January 26, 2011 12:02:45

[Notices](#) | [Trademarks](#) | [Downloads](#) | [Library](#) | [Support](#) | [Feedback](#)

© Copyright IBM Corporation 1999, 2009. All Rights Reserved.

This topic's URL:

fm16580_

3.1.48. 3047 (0BE7) (RC3047): MQRCCF_CFIL_PARM_ID_ERROR

Explanation

Parameter identifier is not valid.

The MQCFIL or MQCFIL64 *parameter* field value was not valid, or specifies a parameter that cannot be filtered, or that is also specified as a parameter to select a subset of objects.

Programmer response

Specify a valid parameter identifier.

Parent topic: [Reason codes](#)

 This build: January 26, 2011 12:02:45

[Notices](#) | [Trademarks](#) | [Downloads](#) | [Library](#) | [Support](#) | [Feedback](#)

© Copyright IBM Corporation 1999, 2009. All Rights Reserved.

This topic's URL:

fm16590_

3.1.49. 3048 (0BE8) (RC3048): MQRCCF_MSG_TRUNCATED

Explanation


Message truncated.

The command server received a message that is larger than its maximum valid message size.


Programmer response

Check the message contents are correct.

Parent topic: [Reason codes](#)

 This build: January 26, 2011 12:02:45

[Notices](#) | [Trademarks](#) | [Downloads](#) | [Library](#) | [Support](#) | [Feedback](#)

 Copyright IBM Corporation 1999, 2009. All Rights Reserved.

This topic's URL:

fm16600_

3.1.50. 3049 (0BE9) (RC3049): MQRCCF_CCSID_ERROR

Explanation

Coded character-set identifier error.

In a command message, one of the following occurred:

- The *CodedCharSetId* field in the message descriptor of the command does not match the coded character-set identifier of the queue manager at which the command is being processed, or
- The *CodedCharSetId* field in a string parameter structure within the message text of the command is not
 - MQCCSI_DEFAULT, or
 - the coded character-set identifier of the queue manager at which the command is being processed, as in the *CodedCharSetId* field in the message descriptor.

The error response message contains the correct value.

This reason can also occur if a ping cannot be performed because the coded character-set identifiers are not compatible. In this case the correct value is not returned.


Programmer response

Construct the command with the correct coded character-set identifier, and specify this in the message descriptor when sending the command. For ping, use a suitable coded character-set identifier.

Parent topic: [Reason codes](#)

 This build: January 26, 2011 12:02:45

[Notices](#) | [Trademarks](#) | [Downloads](#) | [Library](#) | [Support](#) | [Feedback](#)

 Copyright IBM Corporation 1999, 2009. All Rights Reserved.

This topic's URL:

fm16610_

3.1.51. 3050 (0BEA) (RC3050): MQRCCF_ENCODING_ERROR

Explanation


Encoding error.

The *Encoding* field in the message descriptor of the command does not match that required for the platform at which the command is being processed.

Programmer response

Construct the command with the correct encoding, and specify this in the message descriptor when sending the command.

Parent topic: [Reason codes](#)

 This build: January 26, 2011 12:02:45

[Notices](#) | [Trademarks](#) | [Downloads](#) | [Library](#) | [Support](#) | [Feedback](#)

© Copyright IBM Corporation 1999, 2009. All Rights Reserved.

This topic's URL:

fm16620_

3.1.52. 3052 (0BEC) (RC3052): MQRCCF_DATA_CONV_VALUE_ERROR

Explanation


Data conversion value not valid.

The value specified for *DataConversion* is not valid.

Programmer response

Specify a valid value.

Parent topic: [Reason codes](#)

 This build: January 26, 2011 12:02:45

[Notices](#) | [Trademarks](#) | [Downloads](#) | [Library](#) | [Support](#) | [Feedback](#)

© Copyright IBM Corporation 1999, 2009. All Rights Reserved.

This topic's URL:

fm16630_

3.1.53. 3053 (0BED) (RC3053): MQRCCF_INDOUBT_VALUE_ERROR

Explanation


In-doubt value not valid.

The value specified for *InDoubt* is not valid.

Programmer response

Specify a valid value.

Parent topic: [Reason codes](#)

 This build: January 26, 2011 12:02:45

[Notices](#) | [Trademarks](#) | [Downloads](#) | [Library](#) | [Support](#) | [Feedback](#)

© Copyright IBM Corporation 1999, 2009. All Rights Reserved.

This topic's URL:

fm16640_

3.1.54. 3054 (0BEE) (RC3054): MQRCCF_ESCAPE_TYPE_ERROR

Explanation

Escape type not valid.

The value specified for *EscapeType* is not valid.

Programmer response

Specify a valid value.

Parent topic: [Reason codes](#)

 This build: January 26, 2011 12:02:45

[Notices](#) | [Trademarks](#) | [Downloads](#) | [Library](#) | [Support](#) | [Feedback](#)

© Copyright IBM Corporation 1999, 2009. All Rights Reserved.
This topic's URL:
fm16650_

3.1.55. 3062 (0BF6) (RC3062): MQRCCF_CHANNEL_TABLE_ERROR

Explanation


Channel table value not valid.

The *ChannelTable* specified was not valid, or was not appropriate for the channel type specified on an Inquire Channel or Inquire Channel Names command.

Programmer response

Specify a valid channel table value.

Parent topic: [Reason codes](#)

 This build: January 26, 2011 12:02:45

[Notices](#) | [Trademarks](#) | [Downloads](#) | [Library](#) | [Support](#) | [Feedback](#)

© Copyright IBM Corporation 1999, 2009. All Rights Reserved.
This topic's URL:
fm16660_

3.1.56. 3063 (0BF7) (RC3063): MQRCCF_MCA_TYPE_ERROR

Explanation

Message channel agent type not valid.

The *MCAType* value specified was not valid.

Programmer response

Specify a valid value.

Parent topic: [Reason codes](#)

 This build: January 26, 2011 12:02:45

[Notices](#) | [Trademarks](#) | [Downloads](#) | [Library](#) | [Support](#) | [Feedback](#)

© Copyright IBM Corporation 1999, 2009. All Rights Reserved.
This topic's URL:
fm16670_

3.1.57. 3064 (0BF8) (RC3064): MQRCCF_CHL_INST_TYPE_ERROR

Explanation


Channel instance type not valid.

The *ChannelInstanceType* specified was not valid.

Programmer response

Specify a valid channel instance type.

Parent topic: [Reason codes](#)

 This build: January 26, 2011 12:02:45

[Notices](#) | [Trademarks](#) | [Downloads](#) | [Library](#) | [Support](#) | [Feedback](#)

© Copyright IBM Corporation 1999, 2009. All Rights Reserved.

This topic's URL:

fm16680_

3.1.58. 3065 (0BF9) (RC3065): MQRCCF_CHL_STATUS_NOT_FOUND

Explanation


Channel status not found.

For Inquire Channel Status, no channel status is available for the specified channel. This may indicate that the channel has not been used.

Programmer response

None, unless this is unexpected, in which case consult your systems administrator.

Parent topic: [Reason codes](#)

 This build: January 26, 2011 12:02:45

[Notices](#) | [Trademarks](#) | [Downloads](#) | [Library](#) | [Support](#) | [Feedback](#)

© Copyright IBM Corporation 1999, 2009. All Rights Reserved.

This topic's URL:

fm16690_

3.1.59. 3066 (0BFA) (RC3066): MQRCCF_CFSL_DUPLICATE_PARM

Explanation


Duplicate parameter.

Two MQCFSL structures, or an MQCFST followed by an MQCFSL structure, with the same parameter identifier were present.

Programmer response

Check for and remove duplicate parameters.

Parent topic: [Reason codes](#)

 This build: January 26, 2011 12:02:45

[Notices](#) | [Trademarks](#) | [Downloads](#) | [Library](#) | [Support](#) | [Feedback](#)

© Copyright IBM Corporation 1999, 2009. All Rights Reserved.

This topic's URL:

fm16700_

3.1.60. 3067 (0BFB) (RC3067): MQRCCF_CFSL_TOTAL_LENGTH_ERROR

Explanation


Total string length error.

The total length of the strings (not including trailing blanks) in a MQCFSL structure exceeds the maximum allowable for the parameter.

Programmer response

Check that the structure has been specified correctly, and if so reduce the number of strings.

Parent topic: [Reason codes](#)

 This build: January 26, 2011 12:02:45

[Notices](#) | [Trademarks](#) | [Downloads](#) | [Library](#) | [Support](#) | [Feedback](#)

© Copyright IBM Corporation 1999, 2009. All Rights Reserved.

This topic's URL:

fm16710_

3.1.61. 3068 (0BFC) (RC3068): MQRCCF_CFSL_COUNT_ERROR

Explanation


Count of parameter values not valid.

The MQCFSL *Count* field value was not valid. The value was negative or greater than the maximum permitted for the parameter specified in the *Parameter* field.

Programmer response

Specify a valid count for the parameter.

Parent topic: [Reason codes](#)

 This build: January 26, 2011 12:02:45

[Notices](#) | [Trademarks](#) | [Downloads](#) | [Library](#) | [Support](#) | [Feedback](#)

© Copyright IBM Corporation 1999, 2009. All Rights Reserved.

This topic's URL:

fm16720_

3.1.62. 3069 (0BFD) (RC3069): MQRCCF_CFSL_STRING_LENGTH_ERR

Explanation


String length not valid.

The MQCFSL *StringLength* field value was not valid. The value was negative or greater than the maximum permitted length of the parameter specified in the *Parameter* field.

Programmer response

Specify a valid string length for the parameter.

Parent topic: [Reason codes](#)

 This build: January 26, 2011 12:02:45

[Notices](#) | [Trademarks](#) | [Downloads](#) | [Library](#) | [Support](#) | [Feedback](#)

© Copyright IBM Corporation 1999, 2009. All Rights Reserved.

This topic's URL:

fm16730_

3.1.63. 3070 (0BFE) (RC3070): MQRCCF_BROKER_DELETED

Explanation


Broker has been deleted.

When a broker is deleted using the *dltmqbrk* command, all broker queues created by the broker are deleted. Before this can be done the queues are emptied of all command messages; any that are found are placed on the dead-letter queue with this reason code.

Programmer response

Process the command messages that were placed on the dead-letter queue.

Parent topic: [Reason codes](#)

 This build: January 26, 2011 12:02:45

[Notices](#) | [Trademarks](#) | [Downloads](#) | [Library](#) | [Support](#) | [Feedback](#)

© Copyright IBM Corporation 1999, 2009. All Rights Reserved.
This topic's URL:
fm16740_

3.1.64. 3071 (0BFF) (RC3071): MQRCCF_STREAM_ERROR

Explanation


Stream name is not valid.

The stream name parameter is not valid. Stream names must obey the same naming rules as for WebSphere MQ queues.

Programmer response

Retry the command with a valid stream name parameter.

Parent topic: [Reason codes](#)

 This build: January 26, 2011 12:02:45

[Notices](#) | [Trademarks](#) | [Downloads](#) | [Library](#) | [Support](#) | [Feedback](#)

© Copyright IBM Corporation 1999, 2009. All Rights Reserved.
This topic's URL:
fm16750_

3.1.65. 3072 (0C00) (RC3072): MQRCCF_TOPIC_ERROR

Explanation


Topic name is invalid.

A command has been sent to the broker containing a topic name that is not valid. Note that wildcard topic names are not allowed for *Register Publisher* and *Publish* commands.

Programmer response

Retry the command with a valid topic name parameter. Up to 256 characters of the topic name in question are returned with the error response message. If the topic name contains a null character, this is assumed to terminate the string and is not considered to be part of it. A zero length topic name is not valid, as is one that contains an escape sequence that is not valid.

Parent topic: [Reason codes](#)

 This build: January 26, 2011 12:02:45

[Notices](#) | [Trademarks](#) | [Downloads](#) | [Library](#) | [Support](#) | [Feedback](#)

© Copyright IBM Corporation 1999, 2009. All Rights Reserved.
This topic's URL:
fm16760_

3.1.66. 3073 (0C01) (RC3073): MQRCCF_NOT_REGISTERED

Explanation


Subscriber or publisher is not registered.

A *Deregister* command has been issued to remove registrations for a topic, or topics, for which the publisher or subscriber is not registered. If multiple topics were specified on the command, it fails with a completion code of MQCC_WARNING if the publisher or subscriber was registered for some, but not all, of the topics specified. This error code is also returned to a subscriber issuing a *Request Update* command for a topic for which he does not have a subscription.

Programmer response

Investigate why the publisher or subscriber is not registered. In the case of a subscriber, the subscriptions might have expired, or been removed automatically by the broker if the subscriber is no longer authorized.

Parent topic: [Reason codes](#)

 This build: January 26, 2011 12:02:45

[Notices](#) | [Trademarks](#) | [Downloads](#) | [Library](#) | [Support](#) | [Feedback](#)

© Copyright IBM Corporation 1999, 2009. All Rights Reserved.

This topic's URL:

fm16770_

3.1.67. 3074 (0C02) (RC3074): MQRCCF_Q_MGR_NAME_ERROR

Explanation


An invalid or unknown queue manager name has been supplied.

A queue manager name has been supplied as part of a publisher or subscriber identity. This might have been supplied as an explicit parameter or in the *ReplyToQMGr* field in the message descriptor of the command. Either the queue manager name is not valid, or in the case of a subscriber identity, the subscriber's queue could not be resolved because the remote queue manager is not known to the broker queue manager.

Programmer response

Retry the command with a valid queue manager name. If appropriate, the broker includes a further error reason code within the error response message. If one is supplied, follow the guidance for that reason code in [WebSphere MQ Application Programming Reference](#) to resolve the problem.

Parent topic: [Reason codes](#)

 This build: January 26, 2011 12:02:45

[Notices](#) | [Trademarks](#) | [Downloads](#) | [Library](#) | [Support](#) | [Feedback](#)

© Copyright IBM Corporation 1999, 2009. All Rights Reserved.

This topic's URL:

fm16780_

3.1.68. 3075 (0C03) (RC3075): MQRCCF_INCORRECT_STREAM

Explanation


Stream name does not match the stream queue it was sent to.

A command has been sent to a stream queue that specified a different stream name parameter.

Programmer response

Retry the command either by sending it to the correct stream queue or by modifying the command so that the stream name parameter matches.

Parent topic: [Reason codes](#)

 This build: January 26, 2011 12:02:45

[Notices](#) | [Trademarks](#) | [Downloads](#) | [Library](#) | [Support](#) | [Feedback](#)

© Copyright IBM Corporation 1999, 2009. All Rights Reserved.

This topic's URL:

fm16790_

3.1.69. 3076 (0C04) (RC3076): MQRCCF_Q_NAME_ERROR

Explanation


An invalid or unknown queue name has been supplied.

A queue name has been supplied as part of a publisher or subscriber identity. This might have been supplied as an explicit parameter or in the *ReplyToQ* field in the message descriptor of the command. Either the queue name is not valid, or in the case of a subscriber identity, the broker has failed to open the queue.

Programmer response

Retry the command with a valid queue name. If appropriate, the broker includes a further error reason code within the error response message. If one is supplied, follow the guidance for that reason code in [WebSphere MQ Application Programming Reference](#) to resolve the problem.

Parent topic: [Reason codes](#)

 This build: January 26, 2011 12:02:45

[Notices](#) | [Trademarks](#) | [Downloads](#) | [Library](#) | [Support](#) | [Feedback](#)

© Copyright IBM Corporation 1999, 2009. All Rights Reserved.

This topic's URL:

fm16800_

3.1.70. 3077 (0C05) (RC3077): MQRCCF_NO_RETAINED_MSG

Explanation


No retained message exists for the topic specified.

A *Request Update* command has been issued to request the retained message associated with the specified topic. No retained message exists for that topic.

Programmer response

If the topic or topics in question should have retained messages, the publishers of these topics might not be publishing with the correct publication options to cause their publications to be retained.

Parent topic: [Reason codes](#)

 This build: January 26, 2011 12:02:45

[Notices](#) | [Trademarks](#) | [Downloads](#) | [Library](#) | [Support](#) | [Feedback](#)

© Copyright IBM Corporation 1999, 2009. All Rights Reserved.

This topic's URL:

fm16810_

3.1.71. 3078 (0C06) (RC3078): MQRCCF_DUPLICATE_IDENTITY

Explanation

Publisher or subscriber identity already assigned to another user ID.

Each publisher and subscriber has a unique identity consisting of a queue manager name, a queue name, and optionally a correlation identifier. Associated with each identity is the user ID under which that publisher or subscriber first registered. A given identity can be assigned only to one user ID at a time. While the identity is registered with the broker all commands wanting to use it must specify the correct user ID. When a publisher or a subscriber no longer has any registrations with the broker the identity can be used by another user ID.

Programmer response

Either retry the command using a different identity or remove all registrations associated with the identity so that it can be used by a different user ID. The user ID to which the identity is currently assigned is returned within the error response message. A *Deregister* command could be issued to remove these registrations. If the user ID in question cannot be used to execute such a command, you need to have the necessary authority to open the SYSTEM.BROKER.CONTROL.QUEUE using the MQOO_ALTERNATE_USER_AUTHORITY option.

Parent topic: [Reason codes](#)

 This build: January 26, 2011 12:02:45

[Notices](#) | [Trademarks](#) | [Downloads](#) | [Library](#) | [Support](#) | [Feedback](#)

© Copyright IBM Corporation 1999, 2009. All Rights Reserved.

This topic's URL:

fm16820_

3.1.72. 3079 (0C07) (RC3079): MQRCCF_INCORRECT_Q

Explanation


Command sent to wrong broker queue.

The command is a valid broker command but the queue it has been sent to is incorrect. *Publish* and *Delete Publication* commands need to be sent to the stream queue, all other commands need to be sent to the SYSTEM.BROKER.CONTROL.QUEUE.

Programmer response

Retry the command by sending it to the correct queue.

Parent topic: [Reason codes](#)

 This build: January 26, 2011 12:02:45

[Notices](#) | [Trademarks](#) | [Downloads](#) | [Library](#) | [Support](#) | [Feedback](#)

© Copyright IBM Corporation 1999, 2009. All Rights Reserved.

This topic's URL:

fm16830_

3.1.73. 3080 (0C08) (RC3080): MQRCCF_CORREL_ID_ERROR

Explanation

Correlation identifier used as part of an identity is all binary zeroes.

Each publisher and subscriber is identified by a queue manager name, a queue name, and optionally a correlation identifier. The correlation identifier is typically used to allow multiple subscribers to share the same subscriber queue. In this instance a publisher or subscriber has indicated within the Registration or Publication options supplied on the command that their identity does include a correlation identifier, but a valid identifier has not been supplied.

Programmer response

Retry the command ensuring that the correlation identifier supplied in the message descriptor of the command message is not all binary zeroes.

Parent topic: [Reason codes](#)

 This build: January 26, 2011 12:02:45

[Notices](#) | [Trademarks](#) | [Downloads](#) | [Library](#) | [Support](#) | [Feedback](#)

© Copyright IBM Corporation 1999, 2009. All Rights Reserved.

This topic's URL:

fm16840_

3.1.74. 3081 (0C09) (RC3081): MQRCCF_NOT_AUTHORIZED

Explanation


Subscriber has insufficient authority.

To receive publications a subscriber application needs both browse authority for the stream queue that it is subscribing to, and put authority for the queue that publications are to be sent to. Subscriptions are rejected if the subscriber does not have both authorities. In addition to having browse authority for the stream queue, a subscriber would also require *altusr* authority for the stream queue to subscribe to certain topics that the broker itself publishes information on. These topics start with the MQ/SA/ prefix.

Programmer response

Ensure that the subscriber has the necessary authorities and reissue the request. The problem might occur because the subscriber's user ID is not known to the broker. This can be identified if a further error reason code of MQRC_UNKNOWN_ENTITY is returned within the error response message.

Parent topic: [Reason codes](#)

 This build: January 26, 2011 12:02:45

[Notices](#) | [Trademarks](#) | [Downloads](#) | [Library](#) | [Support](#) | [Feedback](#)

© Copyright IBM Corporation 1999, 2009. All Rights Reserved.

This topic's URL:

fm16850_

3.1.75. 3082 (0C0A) (RC3082): MQRCCF_UNKNOWN_STREAM

Explanation


Stream is not known by the broker or could not be created.

A command message has been put to the SYSTEM.BROKER.CONTROL.QUEUE for an unknown stream. This error code is also returned if dynamic stream creation is enabled and the broker failed to create a stream queue for the new stream using the SYSTEM.BROKER.MODEL.STREAM queue.

Programmer response

Retry the command for a stream that the broker supports. If the broker should support the stream, either define the stream queue manually, or correct the problem that prevented the broker from creating the stream queue itself.

Parent topic: [Reason codes](#)

 This build: January 26, 2011 12:02:45

[Notices](#) | [Trademarks](#) | [Downloads](#) | [Library](#) | [Support](#) | [Feedback](#)

© Copyright IBM Corporation 1999, 2009. All Rights Reserved.

This topic's URL:

fm16860_

3.1.76. 3083 (0C0B) (RC3083): MQRCCF_REG_OPTIONS_ERROR

Explanation


Invalid registration options have been supplied.

The registration options provided on a command are not valid.

Programmer response

Retry the command with a valid combination of options.

Parent topic: [Reason codes](#)

 This build: January 26, 2011 12:02:45

[Notices](#) | [Trademarks](#) | [Downloads](#) | [Library](#) | [Support](#) | [Feedback](#)

© Copyright IBM Corporation 1999, 2009. All Rights Reserved.

This topic's URL:

fm16870_

3.1.77. 3084 (0C0C) (RC3084): MQRCCF_PUB_OPTIONS_ERROR

Explanation


Invalid publication options have been supplied.

The publication options provided on a Publish command are not valid.

Programmer response

Retry the command with a valid combination of options.

Parent topic: [Reason codes](#)

 This build: January 26, 2011 12:02:45

[Notices](#) | [Trademarks](#) | [Downloads](#) | [Library](#) | [Support](#) | [Feedback](#)

© Copyright IBM Corporation 1999, 2009. All Rights Reserved.

This topic's URL:

fm16880_

3.1.78. 3085 (0C0D) (RC3085): MQRCCF_UNKNOWN_BROKER

Explanation


Command received from an unknown broker.

Within a multi-broker network, related brokers pass subscriptions and publications between each other as a series of command messages. One such command message has been received from a broker that is not, or is no longer, related to the detecting broker.

Programmer response

his situation can occur if the broker network is not quiesced while topology changes are made to the network. When removing a broker from the network ensure that the channels between the two related brokers in question are active.

Parent topic: [Reason codes](#)

 This build: January 26, 2011 12:02:45

[Notices](#) | [Trademarks](#) | [Downloads](#) | [Library](#) | [Support](#) | [Feedback](#)

© Copyright IBM Corporation 1999, 2009. All Rights Reserved.

This topic's URL:

fm16890_

3.1.79. 3086 (0C0E) (RC3086): MQRCCF_Q_MGR_CCSID_ERROR

Explanation


Queue manager coded character set identifier error.

The coded character set value for the queue manager was not valid.

Programmer response

Specify a valid value.

Parent topic: [Reason codes](#)

 This build: January 26, 2011 12:02:45

[Notices](#) | [Trademarks](#) | [Downloads](#) | [Library](#) | [Support](#) | [Feedback](#)

© Copyright IBM Corporation 1999, 2009. All Rights Reserved.

This topic's URL:

fm16900_

3.1.80. 3087 (0C0F) (RC3087): MQRCCF_DEL_OPTIONS_ERROR

Explanation


Invalid delete options have been supplied.

The options provided with a *Delete Publication* command are not valid.


Programmer response

Retry the command with a valid combination of options.

Parent topic: [Reason codes](#)

 This build: January 26, 2011 12:02:45

[Notices](#) | [Trademarks](#) | [Downloads](#) | [Library](#) | [Support](#) | [Feedback](#)

 Copyright IBM Corporation 1999, 2009. All Rights Reserved.

This topic's URL:

fm16910_

3.1.81. 3088 (0C10) (RC3088): MQRCCF_CLUSTER_NAME_CONFLICT

Explanation


ClusterName and *ClusterNameList* attributes conflict.

The command was rejected because it would have resulted in the *ClusterName* attribute and the *ClusterNameList* attribute both being nonblank. At least one of these attributes must be blank.


Programmer response

If the command specified one of these attributes only, you must also specify the other one, but with a value of blanks. If the command specified both attributes, ensure that one of them has a value of blanks.

Parent topic: [Reason codes](#)

 This build: January 26, 2011 12:02:45

[Notices](#) | [Trademarks](#) | [Downloads](#) | [Library](#) | [Support](#) | [Feedback](#)

 Copyright IBM Corporation 1999, 2009. All Rights Reserved.

This topic's URL:

fm16920_

3.1.82. 3089 (0C11) (RC3089): MQRCCF_REPOS_NAME_CONFLICT

Explanation

RepositoryName and *RepositoryNameList* attributes conflict.


Either:

- The command was rejected because it would have resulted in the *RepositoryName* and *RepositoryNameList* attributes both being nonblank. At least one of these attributes must be blank.
- For a Reset Queue Manager Cluster command, the queue manager does not provide a full repository management service for the specified cluster. That is, the *RepositoryName* attribute of the queue manager is not the specified cluster name, or the namelist specified by the *RepositoryNameList* attribute does not contain the cluster name.


Programmer response

Reissue the command with the correct values or on the correct queue manager.

Parent topic: [Reason codes](#)

 This build: January 26, 2011 12:02:45

[Notices](#) | [Trademarks](#) | [Downloads](#) | [Library](#) | [Support](#) | [Feedback](#)

 Copyright IBM Corporation 1999, 2009. All Rights Reserved.

This topic's URL:

fm16930_

3.1.83. 3090 (0C12) (RC3090): MQRCCF_CLUSTER_Q_USAGE_ERROR

Explanation

Queue cannot be a cluster queue.


The command was rejected because it would have resulted in a cluster queue also being a transmission queue, which is not permitted, or because the queue in question cannot be a cluster queue.

Programmer response

Ensure that the command specifies either:

- The *Usage* parameter with a value of MQUS_NORMAL, or
- The *ClusterName* and *ClusterNameList* parameters with values of blanks.
- A *QName* parameter with a value that is not one of these reserved queues:
 - SYSTEM.CHANNEL.INITQ
 - SYSTEM.CHANNEL.SYNCQ
 - SYSTEM.CLUSTER.COMMAND.QUEUE
 - SYSTEM.CLUSTER.REPOSITORY.QUEUE
 - SYSTEM.COMMAND.INPUT
 - SYSTEM.QSG.CHANNEL.SYNCQ
 - SYSTEM.QSG.TRANSMIT.QUEUE

Parent topic: [Reason codes](#)

 This build: January 26, 2011 12:02:45

[Notices](#) | [Trademarks](#) | [Downloads](#) | [Library](#) | [Support](#) | [Feedback](#)

© Copyright IBM Corporation 1999, 2009. All Rights Reserved.

This topic's URL:

fm16940_

3.1.84. 3091 (0C13) (RC3091): MQRCCF_ACTION_VALUE_ERROR

Explanation


Action value not valid.

The value specified for *Action* is not valid. There is only one valid value.

Programmer response

Specify MQACT_FORCE_REMOVE as the value of the *Action* parameter.

Parent topic: [Reason codes](#)

 This build: January 26, 2011 12:02:45

[Notices](#) | [Trademarks](#) | [Downloads](#) | [Library](#) | [Support](#) | [Feedback](#)

© Copyright IBM Corporation 1999, 2009. All Rights Reserved.

This topic's URL:

fm16950_

3.1.85. 3092 (0C14) (RC3092): MQRCCF_COMMS_LIBRARY_ERROR

Explanation


Library for requested communications protocol could not be loaded.

The library needed for the requested communications protocol could not be loaded.

Programmer response

Install the library for the required communications protocol, or specify a communications protocol that has already been installed.

Parent topic: [Reason codes](#)

 This build: January 26, 2011 12:02:45

[Notices](#) | [Trademarks](#) | [Downloads](#) | [Library](#) | [Support](#) | [Feedback](#)

© Copyright IBM Corporation 1999, 2009. All Rights Reserved.

This topic's URL:
fm16960_

3.1.86. 3093 (0C15) (RC3093): MQRCCF_NETBIOS_NAME_ERROR

Explanation


NetBIOS listener name not defined.

The NetBIOS listener name is not defined.

Programmer response

Add a local name to the configuration file and retry the operation.

Parent topic: [Reason codes](#)

 This build: January 26, 2011 12:02:45

[Notices](#) | [Trademarks](#) | [Downloads](#) | [Library](#) | [Support](#) | [Feedback](#)

© Copyright IBM Corporation 1999, 2009. All Rights Reserved.

This topic's URL:
fm16970_

3.1.87. 3094 (0C16) (RC3094): MQRCCF_BROKER_COMMAND_FAILED

Explanation


The broker command failed to complete.

A broker command was issued but it failed to complete.

Programmer response

Diagnose the problem using the provided information and issue a corrected command.

Parent topic: [Reason codes](#)

 This build: January 26, 2011 12:02:45

[Notices](#) | [Trademarks](#) | [Downloads](#) | [Library](#) | [Support](#) | [Feedback](#)

© Copyright IBM Corporation 1999, 2009. All Rights Reserved.

This topic's URL:
fm16980_

3.1.88. 3095 (0C17) (RC3095): MQRCCF_CFST_CONFLICTING_PARM

Explanation


Conflicting parameters.

The command was rejected because the parameter identified in the error response was in conflict with another parameter in the command.

Programmer response

Consult the description of the parameter identified to ascertain the nature of the conflict, and the correct command.

Parent topic: [Reason codes](#)

 This build: January 26, 2011 12:02:45

[Notices](#) | [Trademarks](#) | [Downloads](#) | [Library](#) | [Support](#) | [Feedback](#)

© Copyright IBM Corporation 1999, 2009. All Rights Reserved.

This topic's URL:
fm16990_

3.1.89. 3096 (0C18) (RC3096): MQRCCF_PATH_NOT_VALID

Explanation


Path not valid.

The path specified was not valid.

Programmer response

Specify a valid path.

Parent topic: [Reason codes](#)

 This build: January 26, 2011 12:02:46

[Notices](#) | [Trademarks](#) | [Downloads](#) | [Library](#) | [Support](#) | [Feedback](#)

© Copyright IBM Corporation 1999, 2009. All Rights Reserved.

This topic's URL:
fm17000_

3.1.90. 3097 (0C19) (RC3097): MQRCCF_PARM_SYNTAX_ERROR

Explanation


Syntax error found in parameter.

The parameter specified contained a syntax error.

Programmer response

Check the syntax for this parameter.

Parent topic: [Reason codes](#)

 This build: January 26, 2011 12:02:46

[Notices](#) | [Trademarks](#) | [Downloads](#) | [Library](#) | [Support](#) | [Feedback](#)

© Copyright IBM Corporation 1999, 2009. All Rights Reserved.

This topic's URL:
fm17010_

3.1.91. 3098 (0C1A) (RC3098): MQRCCF_PWD_LENGTH_ERROR

Explanation

Password length error.

The password string length is rounded up by to the nearest eight bytes. This rounding causes the total length of the *SSLCryptoHardware* string to exceed its maximum.

Programmer response

Decrease the size of the password, or of earlier fields in the *SSLCryptoHardware* string.

Parent topic: [Reason codes](#)

 This build: January 26, 2011 12:02:46

[Notices](#) | [Trademarks](#) | [Downloads](#) | [Library](#) | [Support](#) | [Feedback](#)

© Copyright IBM Corporation 1999, 2009. All Rights Reserved.

This topic's URL:

fm17020_

3.1.92. 3150 (0C4E) (RC3150): MQRCCF_FILTER_ERROR

Explanation

Filter not valid.


Either:

1. In an inquire command message, the specification of a filter is not valid.
2. In a publish/subscribe command message, the content-based filter expression supplied in the publish/subscribe command message contains invalid syntax, and cannot be used.

Programmer response

1. Correct the specification of the filter parameter structure in the inquire command message.
2. Correct the syntax of the filter expression in the publish/subscribe command message. The filter expression is the value of the *Filter* tag in the *psc* folder in the MQRFH2 structure. See the *Websphere MQ Integrator V2 Programming Guide* for details of valid syntax.

Parent topic: [Reason codes](#)

 This build: January 26, 2011 12:02:46

[Notices](#) | [Trademarks](#) | [Downloads](#) | [Library](#) | [Support](#) | [Feedback](#)

© Copyright IBM Corporation 1999, 2009. All Rights Reserved.

This topic's URL:

fm17030_

3.1.93. 3151 (0C4F) (RC3151): MQRCCF_WRONG_USER

Explanation


Wrong user.

A publish/subscribe command message cannot be executed on behalf of the requesting user because the subscription that it would update is already owned by a different user. A subscription can be updated or deregistered only by the user that originally registered the subscription.

Programmer response

Ensure that applications that need to issue commands against existing subscriptions are running under the user identifier that originally registered the subscription. Alternatively, use different subscriptions for different users.

Parent topic: [Reason codes](#)

 This build: January 26, 2011 12:02:46

[Notices](#) | [Trademarks](#) | [Downloads](#) | [Library](#) | [Support](#) | [Feedback](#)

© Copyright IBM Corporation 1999, 2009. All Rights Reserved.

This topic's URL:

fm17040_

3.1.94. 3152 (0C50) (RC3152): MQRCCF_DUPLICATE_SUBSCRIPTION

Explanation


The subscription already exists.

A matching subscription already exists.

Programmer response

Either modify the new subscription properties to distinguish it from the existing subscription or deregister the existing subscription. Then reissue the command.

Parent topic: [Reason codes](#)

 This build: January 26, 2011 12:02:46

[Notices](#) | [Trademarks](#) | [Downloads](#) | [Library](#) | [Support](#) | [Feedback](#)

© Copyright IBM Corporation 1999, 2009. All Rights Reserved.

This topic's URL:

fm17050_

3.1.95. 3153 (0C51) (RC3153): MQRCCF_SUB_NAME_ERROR

Explanation


The subscription name parameter is in error.

Either the subscription name is of an invalid format or a matching subscription already exists with no subscription name.

Programmer response

Either correct the subscription name or remove it from the command and reissue the command.

Parent topic: [Reason codes](#)

 This build: January 26, 2011 12:02:46

[Notices](#) | [Trademarks](#) | [Downloads](#) | [Library](#) | [Support](#) | [Feedback](#)

© Copyright IBM Corporation 1999, 2009. All Rights Reserved.

This topic's URL:

fm17060_

3.1.96. 3154 (0C52) (RC3154): MQRCCF_SUB_IDENTITY_ERROR

Explanation


The subscription identity parameter is in error.

Either the supplied value exceeds the maximum length allowed or the subscription identity is not currently a member of the subscription's identity set and a Join registration option was not specified.

Programmer response

Either correct the identity value or specify a Join registration option to add this identity to the identity set for this subscription.

Parent topic: [Reason codes](#)

 This build: January 26, 2011 12:02:46

[Notices](#) | [Trademarks](#) | [Downloads](#) | [Library](#) | [Support](#) | [Feedback](#)

© Copyright IBM Corporation 1999, 2009. All Rights Reserved.

This topic's URL:

fm17070_

3.1.97. 3155 (0C53) (RC3155): MQRCCF_SUBSCRIPTION_IN_USE

Explanation


The subscription is in use.

An attempt to modify or deregister a subscription was attempted by a member of the identity set when they were not the only member of this set.

Programmer response

Reissue the command when you are the only member of the identity set. To avoid the identity set check and force the modification or deregistration remove the subscription identity from the command message and reissue the command.

Parent topic: [Reason codes](#)

 This build: January 26, 2011 12:02:46

[Notices](#) | [Trademarks](#) | [Downloads](#) | [Library](#) | [Support](#) | [Feedback](#)

© Copyright IBM Corporation 1999, 2009. All Rights Reserved.

This topic's URL:
fm17080_

3.1.98. 3156 (0C54) (RC3156): MQRCCF_SUBSCRIPTION_LOCKED

Explanation

The subscription is locked.

The subscription is currently exclusively locked by another identity.

Programmer response

Wait for this identity to release the exclusive lock.

Parent topic: [Reason codes](#)

 This build: January 26, 2011 12:02:46

[Notices](#) | [Trademarks](#) | [Downloads](#) | [Library](#) | [Support](#) | [Feedback](#)

© Copyright IBM Corporation 1999, 2009. All Rights Reserved.

This topic's URL:
fm17090_

3.1.99. 3157 (0C55) (RC3157): MQRCCF_ALREADY_JOINED

Explanation


The identity already has an entry for this subscription.

A Join registration option was specified but the subscriber identity was already a member of the subscription's identity set.

Programmer response

None. The command completed, this reason code is a warning.

Parent topic: [Reason codes](#)

 This build: January 26, 2011 12:02:46

[Notices](#) | [Trademarks](#) | [Downloads](#) | [Library](#) | [Support](#) | [Feedback](#)

© Copyright IBM Corporation 1999, 2009. All Rights Reserved.

This topic's URL:
fm17100_

3.1.100. 3160 (0C58) (RC3160): MQRCCF_OBJECT_IN_USE

Explanation


Object in use by another command.

A modification of an object was attempted while the object was being modified by another command.


Programmer response

Retry the command.

Parent topic: [Reason codes](#)

 This build: January 26, 2011 12:02:46

[Notices](#) | [Trademarks](#) | [Downloads](#) | [Library](#) | [Support](#) | [Feedback](#)

 Copyright IBM Corporation 1999, 2009. All Rights Reserved.

This topic's URL:

fm17110_

3.1.101. 3161 (0C59) (RC3161): MQRCCF_UNKNOWN_FILE_NAME

Explanation


File not defined to CICS.

A file name parameter identifies a file that is not defined to CICS.


Programmer response

Provide a valid file name or create a CSD definition for the required file.

Parent topic: [Reason codes](#)

 This build: January 26, 2011 12:02:46

[Notices](#) | [Trademarks](#) | [Downloads](#) | [Library](#) | [Support](#) | [Feedback](#)

 Copyright IBM Corporation 1999, 2009. All Rights Reserved.

This topic's URL:

fm17120_

3.1.102. 3162 (0C5A) (RC3162): MQRCCF_FILE_NOT_AVAILABLE

Explanation


File not available to CICS.

A file name parameter identifies a file that is defined to CICS, but is not available.


Programmer response

Check that the CSD definition for the file is correct and enabled.

Parent topic: [Reason codes](#)

 This build: January 26, 2011 12:02:46

[Notices](#) | [Trademarks](#) | [Downloads](#) | [Library](#) | [Support](#) | [Feedback](#)

 Copyright IBM Corporation 1999, 2009. All Rights Reserved.

This topic's URL:

fm17130_

3.1.103. 3163 (0C5B) (RC3163): MQRCCF_DISC_RETRY_ERROR

Explanation


Disconnection retry count not valid.

The *DiscRetryCount* value was not valid.

Programmer response

Specify a valid count.

Parent topic: [Reason codes](#)

 This build: January 26, 2011 12:02:46

[Notices](#) | [Trademarks](#) | [Downloads](#) | [Library](#) | [Support](#) | [Feedback](#)

© Copyright IBM Corporation 1999, 2009. All Rights Reserved.

This topic's URL:
fm17140_

3.1.104. 3164 (0C5C) (RC3164): MQRCCF_ALLOC_RETRY_ERROR

Explanation


Allocation retry count not valid.

The *AllocRetryCount* value was not valid.

Programmer response

Specify a valid count.

Parent topic: [Reason codes](#)

 This build: January 26, 2011 12:02:46

[Notices](#) | [Trademarks](#) | [Downloads](#) | [Library](#) | [Support](#) | [Feedback](#)

© Copyright IBM Corporation 1999, 2009. All Rights Reserved.

This topic's URL:
fm17150_

3.1.105. 3165 (0C5D) (RC3165): MQRCCF_ALLOC_SLOW_TIMER_ERROR

Explanation


Allocation slow retry timer value not valid.

The *AllocRetrySlowTimer* value was not valid.

Programmer response

Specify a valid timer value.

Parent topic: [Reason codes](#)

 This build: January 26, 2011 12:02:46

[Notices](#) | [Trademarks](#) | [Downloads](#) | [Library](#) | [Support](#) | [Feedback](#)

© Copyright IBM Corporation 1999, 2009. All Rights Reserved.

This topic's URL:
fm17160_

3.1.106. 3166 (0C5E) (RC3166): MQRCCF_ALLOC_FAST_TIMER_ERROR

Explanation


Allocation fast retry timer value not valid.

The *AllocRetryFastTimer* value was not valid.

Programmer response

Specify a valid value.

Parent topic: [Reason codes](#)

 This build: January 26, 2011 12:02:46

[Notices](#) | [Trademarks](#) | [Downloads](#) | [Library](#) | [Support](#) | [Feedback](#)

© Copyright IBM Corporation 1999, 2009. All Rights Reserved.

This topic's URL:

fm17170_

3.1.107. 3167 (0C5F) (RC3167): MQRCCF_PORT_NUMBER_ERROR

Explanation


Port number value not valid.

The *PortNumber* value was not valid.

Programmer response

Specify a valid port number value.

Parent topic: [Reason codes](#)

 This build: January 26, 2011 12:02:46

[Notices](#) | [Trademarks](#) | [Downloads](#) | [Library](#) | [Support](#) | [Feedback](#)

© Copyright IBM Corporation 1999, 2009. All Rights Reserved.

This topic's URL:

fm17180_

3.1.108. 3168 (0C60) (RC3168): MQRCCF_CHL_SYSTEM_NOT_ACTIVE

Explanation

Channel system is not active.

An attempt was made to start a channel while the channel system was inactive.

Programmer response

Activate the channel system before starting a channel.

Parent topic: [Reason codes](#)

 This build: January 26, 2011 12:02:46

[Notices](#) | [Trademarks](#) | [Downloads](#) | [Library](#) | [Support](#) | [Feedback](#)

© Copyright IBM Corporation 1999, 2009. All Rights Reserved.

This topic's URL:

fm17190_

3.1.109. 3169 (0C61) (RC3169): MQRCCF_ENTITY_NAME_MISSING

Explanation

Entity name required but missing.

A parameter specifying entity names must be supplied.

Programmer response

Specify the required parameter.

Parent topic: [Reason codes](#)

 This build: January 26, 2011 12:02:46

[Notices](#) | [Trademarks](#) | [Downloads](#) | [Library](#) | [Support](#) | [Feedback](#)

© Copyright IBM Corporation 1999, 2009. All Rights Reserved.
This topic's URL:
fm17200_

3.1.110. 3170 (0C62) (RC3170): MQRCCF_PROFILE_NAME_ERROR

Explanation


Profile name not valid.

A profile name is not valid. Profile names may include wildcard characters or may be given explicitly. If you give an explicit profile name, then the object identified by the profile name must exist. This error may also occur if you specify more than one double asterisk in a profile name.

Programmer response

Specify a valid name.

Parent topic: [Reason codes](#)

 This build: January 26, 2011 12:02:46

[Notices](#) | [Trademarks](#) | [Downloads](#) | [Library](#) | [Support](#) | [Feedback](#)

© Copyright IBM Corporation 1999, 2009. All Rights Reserved.
This topic's URL:
fm17210_

3.1.111. 3171 (0C63) (RC3171): MQRCCF_AUTH_VALUE_ERROR

Explanation

Authorization value not valid.

A value for the *AuthorizationList* or *AuthorityRemove* or *AuthorityAdd* parameter was not valid.

Programmer response

Specify a valid value.

Parent topic: [Reason codes](#)

 This build: January 26, 2011 12:02:46

[Notices](#) | [Trademarks](#) | [Downloads](#) | [Library](#) | [Support](#) | [Feedback](#)

© Copyright IBM Corporation 1999, 2009. All Rights Reserved.
This topic's URL:
fm17220_

3.1.112. 3172 (0C64) (RC3172): MQRCCF_AUTH_VALUE_MISSING

Explanation


Authorization value required but missing.

A parameter specifying authorization values must be supplied.

Programmer response

Specify the required parameter.

Parent topic: [Reason codes](#)

 This build: January 26, 2011 12:02:46

[Notices](#) | [Trademarks](#) | [Downloads](#) | [Library](#) | [Support](#) | [Feedback](#)

© Copyright IBM Corporation 1999, 2009. All Rights Reserved.

This topic's URL:

fm17230_

3.1.113. 3173 (0C65) (RC3173): MQRCCF_OBJECT_TYPE_MISSING

Explanation


Object type value required but missing.

A parameter specifying the object type must be supplied.

Programmer response

Specify the required parameter.

Parent topic: [Reason codes](#)

 This build: January 26, 2011 12:02:46

[Notices](#) | [Trademarks](#) | [Downloads](#) | [Library](#) | [Support](#) | [Feedback](#)

© Copyright IBM Corporation 1999, 2009. All Rights Reserved.

This topic's URL:

fm17240_

3.1.114. 3174 (0C66) (RC3174): MQRCCF_CONNECTION_ID_ERROR

Explanation

Error in connection id parameter.

The *ConnectionId* specified was not valid.

Programmer response

Specify a valid connection id.

Parent topic: [Reason codes](#)

 This build: January 26, 2011 12:02:46

[Notices](#) | [Trademarks](#) | [Downloads](#) | [Library](#) | [Support](#) | [Feedback](#)

© Copyright IBM Corporation 1999, 2009. All Rights Reserved.

This topic's URL:

fm17250_

3.1.115. 3175 (0C67) (RC3175): MQRCCF_LOG_TYPE_ERROR

Explanation


Log type not valid.

The log type value specified was not valid.

Programmer response

Specify a valid log type value.

Parent topic: [Reason codes](#)

 This build: January 26, 2011 12:02:46

[Notices](#) | [Trademarks](#) | [Downloads](#) | [Library](#) | [Support](#) | [Feedback](#)

© Copyright IBM Corporation 1999, 2009. All Rights Reserved.

This topic's URL:

fm17260_

3.1.116. 3176 (0C68) (RC3176): MQRCCF_PROGRAM_NOT_AVAILABLE

Explanation


Program not available.

A request to start or stop a service failed because the request to start the program failed. This could be because the program could not be found at the specified location, or that insufficient system resources are available currently to start it.

Programmer response

Check that the correct name is specified in the definition of the service, and that the program is in the appropriate libraries, before retrying the request.

Parent topic: [Reason codes](#)

 This build: January 26, 2011 12:02:46

[Notices](#) | [Trademarks](#) | [Downloads](#) | [Library](#) | [Support](#) | [Feedback](#)

© Copyright IBM Corporation 1999, 2009. All Rights Reserved.

This topic's URL:
fm17270_

3.1.117. 3177 (0C69) (RC3177): MQRCCF_PROGRAM_AUTH_FAILED

Explanation


Program not available.

A request to start or stop a service failed because the user does not have sufficient access authority to start the program at the specified location.

Programmer response

Correct the program name and location, and the user's authority, before retrying the request.

Parent topic: [Reason codes](#)

 This build: January 26, 2011 12:02:46

[Notices](#) | [Trademarks](#) | [Downloads](#) | [Library](#) | [Support](#) | [Feedback](#)

© Copyright IBM Corporation 1999, 2009. All Rights Reserved.

This topic's URL:
fm17280_


3.1.118. 3200 (0C80) (RC3200): MQRCCF_NONE_FOUND

Explanation

No items found matching request criteria.

An Inquire command found no items that matched the specified name and satisfied any other criteria requested.

Parent topic: [Reason codes](#)

 This build: January 26, 2011 12:02:46

[Notices](#) | [Trademarks](#) | [Downloads](#) | [Library](#) | [Support](#) | [Feedback](#)

© Copyright IBM Corporation 1999, 2009. All Rights Reserved.

This topic's URL:
fm17290_

3.1.119. 3201 (0C81) (RC3201): MQRCCF_SECURITY_SWITCH_OFF

Explanation


Security refresh or reverification not processed, security switch set OFF.

Either

- a Reverify Security command was issued, but the subsystem security switch is off, so there are no internal control tables to flag for reverification; or
- a Refresh Security command was issued, but the security switch for the requested class or the subsystem security switch is off.

The switch in question may be returned in the message (with parameter identifier MQIACF_SECURITY_SWITCH).

Parent topic: [Reason codes](#)

 This build: January 26, 2011 12:02:46

[Notices](#) | [Trademarks](#) | [Downloads](#) | [Library](#) | [Support](#) | [Feedback](#)

© Copyright IBM Corporation 1999, 2009. All Rights Reserved.

This topic's URL:

fm17300_

3.1.120. 3202 (0C82) (RC3202): MQRCCF_SECURITY_REFRESH_FAILED

Explanation

Security refresh did not take place.

A SAF RACROUTE REQUEST=STAT call to your external security manager (ESM) returned a non-zero return code. In consequence, the requested security refresh could not be done. The security item affected may be returned in the message (with parameter identifier MQIACF_SECURITY_ITEM).


Possible causes of this problem are:

- The class is not installed
- The class is not active
- The external security manager (ESM) is not active
- The RACF z/OS router table is incorrect

Programmer response

For information about resolving the problem, see the explanations of messages CSQH003I and CSQH004I.

Parent topic: [Reason codes](#)

 This build: January 26, 2011 12:02:46

[Notices](#) | [Trademarks](#) | [Downloads](#) | [Library](#) | [Support](#) | [Feedback](#)

© Copyright IBM Corporation 1999, 2009. All Rights Reserved.

This topic's URL:

fm17310_

3.1.121. 3203 (0C83) (RC3203): MQRCCF_PARM_CONFLICT

Explanation

Incompatible parameters or parameter values.

The parameters or parameter values for a command are incompatible. One of the following occurred:


- A parameter was not specified that is required by another parameter or parameter value.
- A parameter or parameter value was specified that is not allowed with some other parameter or parameter value.
- The values for two specified parameters were not both blank or non-blank.
- The values for two specified parameters were incompatible.

The parameters in question may be returned in the message (with parameter identifiers MQIACF_PARAMETER_ID).


Programmer response

Reissue the command with correct parameters and values.

Parent topic: [Reason codes](#)

 This build: January 26, 2011 12:02:46

[Notices](#) | [Trademarks](#) | [Downloads](#) | [Library](#) | [Support](#) | [Feedback](#)

 Copyright IBM Corporation 1999, 2009. All Rights Reserved.

This topic's URL:

fm17320_


3.1.122. 3204 (0C84) (RC3204): MQRCCF_COMMAND_INHIBITED

Explanation


Commands not allowed at present time.

The queue manager cannot accept commands at the present time, because it is restarting or terminating, or because the command server is not running.

Parent topic: [Reason codes](#)

 This build: January 26, 2011 12:02:46

[Notices](#) | [Trademarks](#) | [Downloads](#) | [Library](#) | [Support](#) | [Feedback](#)

 Copyright IBM Corporation 1999, 2009. All Rights Reserved.

This topic's URL:

fm17330_

3.1.123. 3205 (0C85) (RC3205): MQRCCF_OBJECT_BEING_DELETED

Explanation


Object is being deleted.

The object specified on a command is in the process of being deleted, so the command is ignored.

Parent topic: [Reason codes](#)

 This build: January 26, 2011 12:02:46

[Notices](#) | [Trademarks](#) | [Downloads](#) | [Library](#) | [Support](#) | [Feedback](#)

 Copyright IBM Corporation 1999, 2009. All Rights Reserved.

This topic's URL:

fm17340_

3.1.124. 3207 (0C87) (RC3207): MQRCCF_STORAGE_CLASS_IN_USE

Explanation

Storage class is active or queue is in use.

The command for a local queue involved a change to the *StorageClass* value, but there are messages on the queue, or other threads have the queue open.

Programmer response

Remove the messages from the queue, or wait until any other threads have closed the queue.

Parent topic: [Reason codes](#)

 This build: January 26, 2011 12:02:46

[Notices](#) | [Trademarks](#) | [Downloads](#) | [Library](#) | [Support](#) | [Feedback](#)

© Copyright IBM Corporation 1999, 2009. All Rights Reserved.

This topic's URL:
fm17350_


3.1.125. 3208 (0C88) (RC3208): MQRCCF_OBJECT_NAME_RESTRICTED

Explanation

Incompatible object name and type.

The command used a reserved object name with an incorrect object type or subtype. The object is only allowed to be of a predetermined type, as listed in the explanation of message CSQM108I.

Parent topic: [Reason codes](#)

 This build: January 26, 2011 12:02:46

[Notices](#) | [Trademarks](#) | [Downloads](#) | [Library](#) | [Support](#) | [Feedback](#)

© Copyright IBM Corporation 1999, 2009. All Rights Reserved.

This topic's URL:
fm17360_

3.1.126. 3209 (0C89) (RC3209): MQRCCF_OBJECT_LIMIT_EXCEEDED

Explanation


Local queue limit exceeded.

The command failed because no more local queues could be defined. There is an implementation limit of 524_{sp}287 for the total number of local queues that can exist. For shared queues, there is a limit of 512 queues in a single coupling facility structure.

Programmer response

Delete any existing queues that are no longer required.

Parent topic: [Reason codes](#)

 This build: January 26, 2011 12:02:46

[Notices](#) | [Trademarks](#) | [Downloads](#) | [Library](#) | [Support](#) | [Feedback](#)

© Copyright IBM Corporation 1999, 2009. All Rights Reserved.

This topic's URL:
fm17370_

3.1.127. 3210 (0C8A) (RC3210): MQRCCF_OBJECT_OPEN_FORCE

Explanation


Object is in use, but could be changed specifying *Force* as MQFC_YES.

The object specified is in use. This could be because it is open through the API, or for certain parameter changes, because there are messages currently on the queue. The requested changes can be made by specifying *Force* as MQFC_YES on a Change command.

Programmer response

Wait until the object is not in use. Alternatively specify *Force* as MQFC_YES for a change command.

Parent topic: [Reason codes](#)

 This build: January 26, 2011 12:02:46

[Notices](#) | [Trademarks](#) | [Downloads](#) | [Library](#) | [Support](#) | [Feedback](#)

© Copyright IBM Corporation 1999, 2009. All Rights Reserved.

This topic's URL:

fm17380_

3.1.128. 3211 (0C8B) (RC3211): MQRCCF_DISPOSITION_CONFLICT

Explanation

Parameters are incompatible with disposition.

The parameters or parameter values for a command are incompatible with the disposition of an object. One of the following occurred:


- A value specified for the object name or other parameter is not allowed for a local queue whose disposition is shared or a model queue used to create a dynamic queue that is shared.
- A value specified for a parameter is not allowed for an object with such disposition.
- A value specified for a parameter must be non-blank for an object with such disposition.
- The *CommandScope* and *QSGDisposition* or *ChannelDisposition* parameter values are incompatible.
- The action requested for a channel cannot be performed because it has the wrong disposition.

The parameter and disposition in question may be returned in the message (with parameter identifiers MQIACF_PARAMETER_ID and MQIA_QSG_DISP).

Programmer response

Reissue the command with correct parameters and values.

Parent topic: [Reason codes](#)

 This build: January 26, 2011 12:02:46

[Notices](#) | [Trademarks](#) | [Downloads](#) | [Library](#) | [Support](#) | [Feedback](#)

© Copyright IBM Corporation 1999, 2009. All Rights Reserved.

This topic's URL:

fm17390_

3.1.129. 3212 (0C8C) (RC3212): MQRCCF_Q_MGR_NOT_IN_QSG

Explanation


Queue manager is not in a queue-sharing group.

The command or its parameters are not allowed when the queue manager is not in a queue-sharing group. The parameter in question may be returned in the message (with parameter identifier MQIACF_PARAMETER_ID).

Programmer response

Reissue the command correctly.

Parent topic: [Reason codes](#)

 This build: January 26, 2011 12:02:46

[Notices](#) | [Trademarks](#) | [Downloads](#) | [Library](#) | [Support](#) | [Feedback](#)

© Copyright IBM Corporation 1999, 2009. All Rights Reserved.

This topic's URL:

fm17400_

3.1.130. 3213 (0C8D) (RC3213): MQRCCF_ATTR_VALUE_FIXED

Explanation


Parameter value cannot be changed.

The value for a parameter cannot be changed. The parameter in question may be returned in the message (with parameter identifier MQIACF_PARAMETER_ID).

Programmer response

To change the parameter, the object must be deleted and then created again with the new value.

Parent topic: [Reason codes](#)

 This build: January 26, 2011 12:02:46

[Notices](#) | [Trademarks](#) | [Downloads](#) | [Library](#) | [Support](#) | [Feedback](#)

© Copyright IBM Corporation 1999, 2009. All Rights Reserved.

This topic's URL:

fm17410_

3.1.131. 3215 (0C8F) (RC3215): MQRCCF_NAMELIST_ERROR

Explanation


Namelist is empty or wrong type.

A namelist used to specify a list of clusters has no names in it or does not have type MQNT_CLUSTER or MQNT_NONE.

Programmer response

Reissue the command specifying a namelist that is not empty and has a suitable type.

Parent topic: [Reason codes](#)

 This build: January 26, 2011 12:02:46

[Notices](#) | [Trademarks](#) | [Downloads](#) | [Library](#) | [Support](#) | [Feedback](#)

© Copyright IBM Corporation 1999, 2009. All Rights Reserved.

This topic's URL:

fm17420_


3.1.132. 3217 (0C91) (RC3217): MQRCCF_NO_CHANNEL_INITIATOR

Explanation

Channel initiator not active.

The command requires the channel initiator to be started.

Parent topic: [Reason codes](#)

 This build: January 26, 2011 12:02:46

[Notices](#) | [Trademarks](#) | [Downloads](#) | [Library](#) | [Support](#) | [Feedback](#)

© Copyright IBM Corporation 1999, 2009. All Rights Reserved.

This topic's URL:

fm17430_

3.1.133. 3218 (0C93) (RC3218): MQRCCF_CHANNEL_INITIATOR_ERROR

Explanation


Channel initiator cannot be started, or no suitable channel initiator is available.

One of the following:

- The channel initiator cannot be started because:
 - It is already active.
 - There are insufficient system resources.
 - The queue manager was shutting down.

- The shared channel cannot be started because there was no suitable channel initiator available for any active queue manager in the queue-sharing group. This could be because:
 - No channel initiators are running.
 - The channel initiators that are running are too busy to allow any channel, or a channel of the particular type, to be started.

Parent topic: [Reason codes](#)

 This build: January 26, 2011 12:02:47

[Notices](#) | [Trademarks](#) | [Downloads](#) | [Library](#) | [Support](#) | [Feedback](#)

© Copyright IBM Corporation 1999, 2009. All Rights Reserved.

This topic's URL:

fm17440_


3.1.134. 3222 (0C96) (RC3222): MQRCCF_COMMAND_LEVEL_CONFLICT

Explanation

Incompatible queue manager command levels.

Changing the *CFLevel* parameter of a CF structure, or deleting a CF structure, requires that all queue managers in the queue-sharing group have a command level of at least 530. Some of the queue managers have a lower level.

Parent topic: [Reason codes](#)

 This build: January 26, 2011 12:02:47

[Notices](#) | [Trademarks](#) | [Downloads](#) | [Library](#) | [Support](#) | [Feedback](#)

© Copyright IBM Corporation 1999, 2009. All Rights Reserved.

This topic's URL:

fm17450_


3.1.135. 3223 (0C97) (RC3223): MQRCCF_Q_ATTR_CONFLICT

Explanation

Queue attributes are incompatible.

The queues involved in a Move Queue command have different values for one or more of these attributes: *DefinitionType*, *HardenGetBackout*, *Usage*. Messages cannot be moved safely if these attributes differ.

Parent topic: [Reason codes](#)

 This build: January 26, 2011 12:02:47

[Notices](#) | [Trademarks](#) | [Downloads](#) | [Library](#) | [Support](#) | [Feedback](#)

© Copyright IBM Corporation 1999, 2009. All Rights Reserved.

This topic's URL:

fm17460_

3.1.136. 3224 (0C98) (RC3224): MQRCCF_EVENTS_DISABLED

Explanation


Events not enabled.

The command required performance or configuration events to be enabled.

Programmer response

Use the Change Queue manager command to enable the events if required.

Parent topic: [Reason codes](#)

 This build: January 26, 2011 12:02:47

[Notices](#) | [Trademarks](#) | [Downloads](#) | [Library](#) | [Support](#) | [Feedback](#)

© Copyright IBM Corporation 1999, 2009. All Rights Reserved.

This topic's URL:

fm17470_

3.1.137. 3225 (0C99) (RC3225): MQRCCF_COMMAND_SCOPE_ERROR

Explanation


Queue-sharing group error.

While processing a command that used the *CommandScope* parameter, an error occurred while trying to send data to the coupling facility.

Programmer response

Notify your system programmer.

Parent topic: [Reason codes](#)

 This build: January 26, 2011 12:02:47

[Notices](#) | [Trademarks](#) | [Downloads](#) | [Library](#) | [Support](#) | [Feedback](#)

© Copyright IBM Corporation 1999, 2009. All Rights Reserved.

This topic's URL:

fm17480_

3.1.138. 3226 (0C9A) (RC3226): MQRCCF_COMMAND_REPLY_ERROR

Explanation


Error saving command reply information.

While processing a command that used the *CommandScope* parameter, or a command for the channel initiator, an error occurred while trying to save information about the command.

Programmer response

The most likely cause is insufficient storage. If the problem persists, you may need to restart the queue manager after making more storage available.

Parent topic: [Reason codes](#)

 This build: January 26, 2011 12:02:47

[Notices](#) | [Trademarks](#) | [Downloads](#) | [Library](#) | [Support](#) | [Feedback](#)

© Copyright IBM Corporation 1999, 2009. All Rights Reserved.

This topic's URL:

fm17490_

3.1.139. 3227 (0C9B) (RC3227): MQRCCF_FUNCTION_RESTRICTED

Explanation

Restricted command or parameter value used.

The command, or the value specified for one of its parameters, is not allowed because the installation and customization options chosen do not allow all functions to be used. The parameter in question may be returned in the message (with parameter identifier MQIACF_PARAMETER_ID).

Parent topic: [Reason codes](#)

 This build: January 26, 2011 12:02:47

[Notices](#) | [Trademarks](#) | [Downloads](#) | [Library](#) | [Support](#) | [Feedback](#)

© Copyright IBM Corporation 1999, 2009. All Rights Reserved.
This topic's URL:
fm17500_

3.1.140. 3228 (0C9C) (RC3228): MQRCCF_PARM_MISSING

Explanation

Required parameter not specified.

The command did not specify a parameter or parameter value that was required. It may be:


- A parameter that is always required.
- A parameter that is one of a set of two or more alternative required parameters.
- A parameter that is required because some other parameter was specified.
- A parameter that is a list of values which has too few values.

The parameter in question may be returned in the message (with parameter identifier MQIACF_PARAMETER_ID).

Programmer response

Reissue the command with correct parameters and values.

Parent topic: [Reason codes](#)

 This build: January 26, 2011 12:02:47

[Notices](#) | [Trademarks](#) | [Downloads](#) | [Library](#) | [Support](#) | [Feedback](#)

© Copyright IBM Corporation 1999, 2009. All Rights Reserved.
This topic's URL:
fm17510_

3.1.141. 3229 (0C9D) (RC3229): MQRCCF_PARM_VALUE_ERROR

Explanation

Parameter value invalid.

The value specified for a parameter was not acceptable. It may be:


- Outside the acceptable numeric range for the parameter.
- Not one of a list of acceptable values for the parameter.
- Using characters that are invalid for the parameter.
- Completely blank, when such is not allowed for the parameter.
- A filter value that is invalid for the parameter being filtered.

The parameter in question may be returned in the message (with parameter identifier MQIACF_PARAMETER_ID).

Programmer response

Reissue the command with correct parameters and values.

Parent topic: [Reason codes](#)

 This build: January 26, 2011 12:02:47

[Notices](#) | [Trademarks](#) | [Downloads](#) | [Library](#) | [Support](#) | [Feedback](#)

© Copyright IBM Corporation 1999, 2009. All Rights Reserved.
This topic's URL:
fm17520_


3.1.142. 3230 (0C9E) (RC3230): MQRCCF_COMMAND_LENGTH_ERROR

Explanation


Command exceeds allowable length.

The command is so large that its internal form has exceeded the maximum length allowed. The size of the internal form of the command is affected by both the length, and the complexity of the command.

Parent topic: [Reason codes](#)

 This build: January 26, 2011 12:02:47

[Notices](#) | [Trademarks](#) | [Downloads](#) | [Library](#) | [Support](#) | [Feedback](#)

 Copyright IBM Corporation 1999, 2009. All Rights Reserved.

This topic's URL:

fm17530_

3.1.143. 3231 (0C9F) (RC3231): MQRCCF_COMMAND_ORIGIN_ERROR

Explanation


Command issued incorrectly.

The command cannot be issued using command server. This is an internal error.


Programmer response

Notify your system programmer.

Parent topic: [Reason codes](#)

 This build: January 26, 2011 12:02:47

[Notices](#) | [Trademarks](#) | [Downloads](#) | [Library](#) | [Support](#) | [Feedback](#)

 Copyright IBM Corporation 1999, 2009. All Rights Reserved.

This topic's URL:

fm17540_

3.1.144. 3232 (0CA0) (RC3232): MQRCCF_LISTENER_CONFLICT

Explanation


Address conflict for listener.

A listener was already active for a port and IP address combination that conflicted with the *Port* and *IPAddress* values specified by a Start Channel Listener or Stop Channel Listener command. The *Port* and *IPAddress* value combination specified must match a combination for which the listener is active. It cannot be a superset or a subset of that combination.


Programmer response

Reissue the command with correct values, if required.

Parent topic: [Reason codes](#)

 This build: January 26, 2011 12:02:47

[Notices](#) | [Trademarks](#) | [Downloads](#) | [Library](#) | [Support](#) | [Feedback](#)

 Copyright IBM Corporation 1999, 2009. All Rights Reserved.

This topic's URL:

fm17550_

3.1.145. 3233 (0CA1) (RC3233): MQRCCF_LISTENER_STARTED


Explanation

Listener is started.

An attempt was made to start a listener, but it is already active for the requested *TransportType*,

InboundDisposition, *Port*, and *IPAddress* values. The requested parameter values may be returned in the message, if applicable (with parameter identifiers MQIACH_XMIT_PROTOCOL_TYPE, MQIACH_INBOUND_DISP, MQIACH_PORT_NUMBER, MQCACH_IP_ADDRESS).

Parent topic: [Reason codes](#)

 This build: January 26, 2011 12:02:47

[Notices](#) | [Trademarks](#) | [Downloads](#) | [Library](#) | [Support](#) | [Feedback](#)

© Copyright IBM Corporation 1999, 2009. All Rights Reserved.

This topic's URL:
fm17560_


3.1.146. 3234 (OCA2) (RC3234): MQRCCF_LISTENER_STOPPED

Explanation

Listener is stopped.

An attempt was made to stop a listener, but it is not active or already stopping for the requested *TransportType*, *InboundDisposition*, *Port*, and *IPAddress* values. The requested parameter values may be returned in the message, if applicable (with parameter identifiers MQIACH_XMIT_PROTOCOL_TYPE, MQIACH_INBOUND_DISP, MQIACH_PORT_NUMBER, MQCACH_IP_ADDRESS).

Parent topic: [Reason codes](#)

 This build: January 26, 2011 12:02:47

[Notices](#) | [Trademarks](#) | [Downloads](#) | [Library](#) | [Support](#) | [Feedback](#)

© Copyright IBM Corporation 1999, 2009. All Rights Reserved.

This topic's URL:
fm17570_

3.1.147. 3235 (OCA3) (RC3235): MQRCCF_CHANNEL_ERROR

Explanation


Channel command failed.

A channel command failed because of an error in the channel definition, or at the remote end of the channel, or in the communications system. An error identifier value *nnn* may be returned in the message (with parameter identifier MQIACF_ERROR_ID).

Programmer response

For information about the error, see the explanation of the corresponding error message. Error *nnn* generally corresponds to message CSQX*nnn*, although there are some exceptions. The section *Distributed queuing message codes* in the [WebSphere MQ for z/OS Messages and Codes](#) book gives full details.

Parent topic: [Reason codes](#)

 This build: January 26, 2011 12:02:47

[Notices](#) | [Trademarks](#) | [Downloads](#) | [Library](#) | [Support](#) | [Feedback](#)

© Copyright IBM Corporation 1999, 2009. All Rights Reserved.

This topic's URL:
fm17580_

3.1.148. 3236 (OCA4) (RC3236): MQRCCF_CF_STRUC_ERROR

Explanation

CF structure error.

A command could not be processed because of a coupling facility or CF structure error. It may be:

- A Backup CF Structure or Recover CF Structure command when the status of the CF structure is unsuitable.

In this case, the CF structure status may be returned in the message together with the CF structure name (with parameter identifiers MQIACF_CF_STRUC_STATUS and MQCA_CF_STRUC_NAME).


- A command could not access an object because of an error in the coupling facility information, or because a CF structure has failed. In this case, the name of the object involved may be returned in the message (with parameter identifier MQCA_Q_NAME, for example).
- A command involving a shared channel could not access the channel status or synchronization key information.

Programmer response

In the case of a Backup CF Structure or Recover CF Structure command, take action appropriate to the CF structure status reported.

In other cases, check for error messages on the console log that might relate to the problem. Check whether the coupling facility structure has failed and check that DB2 is available.

Parent topic: [Reason codes](#)

 This build: January 26, 2011 12:02:47

[Notices](#) | [Trademarks](#) | [Downloads](#) | [Library](#) | [Support](#) | [Feedback](#)

© Copyright IBM Corporation 1999, 2009. All Rights Reserved.

This topic's URL:

fm17590_


3.1.149. 3237 (0CA5) (RC3237): MQRCCF_UNKNOWN_USER_ID

Explanation

User identifier not found.

A user identifier specified in a Reverify Security command was not valid because there was no entry found for it in the internal control table. This could be because the identifier was entered incorrectly in the command, or because it was not in the table (for example, because it had timed-out). The user identifier in question may be returned in the message (with parameter identifier MQCACF_USER_IDENTIFIER).

Parent topic: [Reason codes](#)

 This build: January 26, 2011 12:02:47

[Notices](#) | [Trademarks](#) | [Downloads](#) | [Library](#) | [Support](#) | [Feedback](#)

© Copyright IBM Corporation 1999, 2009. All Rights Reserved.

This topic's URL:

fm17600_

3.1.150. 3238 (0CA6) (RC3238): MQRCCF_UNEXPECTED_ERROR

Explanation


Unexpected or severe error.

An unexpected or severe error or other failure occurred. A code associated with the error may be returned in the message (with parameter identifier MQIACF_ERROR_ID).

Programmer response

Notify your system programmer.

Parent topic: [Reason codes](#)

 This build: January 26, 2011 12:02:47

[Notices](#) | [Trademarks](#) | [Downloads](#) | [Library](#) | [Support](#) | [Feedback](#)

© Copyright IBM Corporation 1999, 2009. All Rights Reserved.

This topic's URL:

fm17610_


3.1.151. 3239 (0CA7) (RC3239): MQRCCF_NO_XCF_PARTNER

Explanation

MQ is not connected to the XCF partner.

The command involving the IMS Bridge cannot be processed because MQ is not connected to the XCF partner. The group and member names of the XCF partner in question may be returned in the message (with parameter identifiers MQCA_XCF_GROUP_NAME and MQCA_XCF_MEMBER_NAME).

Parent topic: [Reason codes](#)

 This build: January 26, 2011 12:02:47

[Notices](#) | [Trademarks](#) | [Downloads](#) | [Library](#) | [Support](#) | [Feedback](#)

© Copyright IBM Corporation 1999, 2009. All Rights Reserved.

This topic's URL:

fm17620_

3.1.152. 3240 (0CA8) (RC3240): MQRCCF_CFGR_PARM_ID_ERROR

Explanation


Parameter identifier is not valid.

The MQCFGR *parameter* field value was not valid.

Programmer response

Specify a valid parameter identifier.

Parent topic: [Reason codes](#)

 This build: January 26, 2011 12:02:47

[Notices](#) | [Trademarks](#) | [Downloads](#) | [Library](#) | [Support](#) | [Feedback](#)

© Copyright IBM Corporation 1999, 2009. All Rights Reserved.

This topic's URL:

fm17630_

3.1.153. 3241 (0CA9) (RC3241): MQRCCF_CFIF_LENGTH_ERROR

Explanation


Structure length not valid.

The MQCFIF *StrucLength* field value was not valid.

Programmer response

Specify a valid structure length.

Parent topic: [Reason codes](#)

 This build: January 26, 2011 12:02:47

[Notices](#) | [Trademarks](#) | [Downloads](#) | [Library](#) | [Support](#) | [Feedback](#)

© Copyright IBM Corporation 1999, 2009. All Rights Reserved.

This topic's URL:

fm17640_

3.1.154. 3242 (0CAA) (RC3242): MQRCCF_CFIF_OPERATOR_ERROR

Explanation


Parameter count not valid.

The MQCFIF *Operator* field value was not valid.


Programmer response

Specify a valid operator value.

Parent topic: [Reason codes](#)

 This build: January 26, 2011 12:02:47

[Notices](#) | [Trademarks](#) | [Downloads](#) | [Library](#) | [Support](#) | [Feedback](#)

 Copyright IBM Corporation 1999, 2009. All Rights Reserved.
This topic's URL:
fm17650_

3.1.155. 3243 (0CAB) (RC3243): MQRCCF_CFIF_PARM_ID_ERROR

Explanation


Parameter identifier is not valid.

The MQCFIF *Parameter* field value was not valid, or specifies a parameter that cannot be filtered, or that is also specified as a parameter to select a subset of objects.


Programmer response

Specify a valid parameter identifier.

Parent topic: [Reason codes](#)

 This build: January 26, 2011 12:02:47

[Notices](#) | [Trademarks](#) | [Downloads](#) | [Library](#) | [Support](#) | [Feedback](#)

 Copyright IBM Corporation 1999, 2009. All Rights Reserved.
This topic's URL:
fm17660_

3.1.156. 3244 (0CAC) (RC3244): MQRCCF_CFSF_FILTER_VAL_LEN_ERR

Explanation


Filter value length not valid.

The MQCFSF *FilterValueLength* field value was not valid.


Programmer response

Specify a valid length.

Parent topic: [Reason codes](#)

 This build: January 26, 2011 12:02:47

[Notices](#) | [Trademarks](#) | [Downloads](#) | [Library](#) | [Support](#) | [Feedback](#)

 Copyright IBM Corporation 1999, 2009. All Rights Reserved.
This topic's URL:
fm17670_

3.1.157. 3245 (0CAD) (RC3245): MQRCCF_CFSF_LENGTH_ERROR

Explanation


Structure length not valid.

The MQCFSF *StrucLength* field value was not valid.


Programmer response

Specify a valid structure length.

Parent topic: [Reason codes](#)

 This build: January 26, 2011 12:02:47

[Notices](#) | [Trademarks](#) | [Downloads](#) | [Library](#) | [Support](#) | [Feedback](#)

 Copyright IBM Corporation 1999, 2009. All Rights Reserved.
This topic's URL:
fm17680_

3.1.158. 3246 (0CAE) (RC3246): MQRCCF_CFSF_OPERATOR_ERROR

Explanation


Parameter count not valid.

The MQCFSF *Operator* field value was not valid.


Programmer response

Specify a valid operator value.

Parent topic: [Reason codes](#)

 This build: January 26, 2011 12:02:47

[Notices](#) | [Trademarks](#) | [Downloads](#) | [Library](#) | [Support](#) | [Feedback](#)

 Copyright IBM Corporation 1999, 2009. All Rights Reserved.
This topic's URL:
fm17690_

3.1.159. 3247 (0CAF) (RC3247): MQRCCF_CFSF_PARM_ID_ERROR

Explanation


Parameter identifier is not valid.

The MQCFSF *Parameter* field value was not valid.


Programmer response

Specify a valid parameter identifier.

Parent topic: [Reason codes](#)

 This build: January 26, 2011 12:02:47

[Notices](#) | [Trademarks](#) | [Downloads](#) | [Library](#) | [Support](#) | [Feedback](#)

 Copyright IBM Corporation 1999, 2009. All Rights Reserved.
This topic's URL:
fm17700_

3.1.160. 3248 (0CB0) (RC3248): MQRCCF_TOO_MANY_FILTERS

Explanation


Too many filters.

The command contained more than the maximum permitted number of filter structures.

Programmer response

Specify the command correctly.

Parent topic: [Reason codes](#)

 This build: January 26, 2011 12:02:47

[Notices](#) | [Trademarks](#) | [Downloads](#) | [Library](#) | [Support](#) | [Feedback](#)

© Copyright IBM Corporation 1999, 2009. All Rights Reserved.

This topic's URL:

fm17710_

3.1.161. 3249 (0CB1) (RC3249): MQRCCF_LISTENER_RUNNING

Explanation


Listener is running.

An attempt was made to perform an operation on a listener, but it is currently active.

Programmer response

Stop the listener if required.

Parent topic: [Reason codes](#)

 This build: January 26, 2011 12:02:47

[Notices](#) | [Trademarks](#) | [Downloads](#) | [Library](#) | [Support](#) | [Feedback](#)

© Copyright IBM Corporation 1999, 2009. All Rights Reserved.

This topic's URL:

fm17720_

3.1.162. 3250 (0CB2) (RC3250): MQRCCF_LSTR_STATUS_NOT_FOUND

Explanation


Listener status not found.

For Inquire Listener Status, no listener status is available for the specified listener. This may indicate that the listener has not been used.

Programmer response

None, unless this is unexpected, in which case consult your systems administrator.

Parent topic: [Reason codes](#)

 This build: January 26, 2011 12:02:47

[Notices](#) | [Trademarks](#) | [Downloads](#) | [Library](#) | [Support](#) | [Feedback](#)

© Copyright IBM Corporation 1999, 2009. All Rights Reserved.

This topic's URL:

fm17730_

3.1.163. 3251 (0CB3) (RC3251): MQRCCF_SERVICE_RUNNING

Explanation


Service is running.

An attempt was made to perform an operation on a service, but it is currently active.


Programmer response

Stop the service if required.

Parent topic: [Reason codes](#)

 This build: January 26, 2011 12:02:47

[Notices](#) | [Trademarks](#) | [Downloads](#) | [Library](#) | [Support](#) | [Feedback](#)

 Copyright IBM Corporation 1999, 2009. All Rights Reserved.

This topic's URL:
fm17740_

3.1.164. 3252 (0CB4) (RC3252): MQRCCF_SERV_STATUS_NOT_FOUND

Explanation


Service status not found.

For Inquire Service Status, no service status is available for the specified service. This may indicate that the service has not been used.


Programmer response

None, unless this is unexpected, in which case consult your systems administrator.

Parent topic: [Reason codes](#)

 This build: January 26, 2011 12:02:47

[Notices](#) | [Trademarks](#) | [Downloads](#) | [Library](#) | [Support](#) | [Feedback](#)

 Copyright IBM Corporation 1999, 2009. All Rights Reserved.

This topic's URL:
fm17750_


3.1.165. 3253 (0CB5) (RC3253): MQRCCF_SERVICE_STOPPED

Explanation


Service is stopped.

An attempt was made to stop a service, but it is not active or already stopping.

Parent topic: [Reason codes](#)

 This build: January 26, 2011 12:02:47

[Notices](#) | [Trademarks](#) | [Downloads](#) | [Library](#) | [Support](#) | [Feedback](#)

 Copyright IBM Corporation 1999, 2009. All Rights Reserved.

This topic's URL:
fm17760_

3.1.166. 3254 (0CB6) (RC3254): MQRCCF_CFBS_DUPLICATE_PARM

Explanation

Duplicate parameter.

Two MQCFBS structures with the same parameter identifier were present.

Programmer response

Check for and remove duplicate parameters.

Parent topic: [Reason codes](#)

 This build: January 26, 2011 12:02:47

[Notices](#) | [Trademarks](#) | [Downloads](#) | [Library](#) | [Support](#) | [Feedback](#)

© Copyright IBM Corporation 1999, 2009. All Rights Reserved.

This topic's URL:

fm17770_

3.1.167. 3255 (0CB7) (RC3255): MQRCCF_CFBS_LENGTH_ERROR

Explanation


Structure length not valid.

The MQRCCFBS *StrucLength* field value was not valid.

Programmer response

Specify a valid structure length.

Parent topic: [Reason codes](#)

 This build: January 26, 2011 12:02:47

[Notices](#) | [Trademarks](#) | [Downloads](#) | [Library](#) | [Support](#) | [Feedback](#)

© Copyright IBM Corporation 1999, 2009. All Rights Reserved.

This topic's URL:

fm17780_

3.1.168. 3256 (0CB8) (RC3256): MQRCCF_CFBS_PARM_ID_ERROR

Explanation


Parameter identifier is not valid.

The MQRCCFBS *Parameter* field value was not valid.

Programmer response

Specify a valid parameter identifier.

Parent topic: [Reason codes](#)

 This build: January 26, 2011 12:02:47

[Notices](#) | [Trademarks](#) | [Downloads](#) | [Library](#) | [Support](#) | [Feedback](#)

© Copyright IBM Corporation 1999, 2009. All Rights Reserved.

This topic's URL:

fm17790_

3.1.169. 3257 (0CB9) (RC3257): MQRCCF_CFBS_STRING_LENGTH_ERR

Explanation


String length not valid.

The MQRCCFBS *StringLength* field value was not valid. The value was negative or greater than the maximum permitted length of the parameter specified in the *Parameter* field.

Programmer response

Specify a valid string length for the parameter.

Parent topic: [Reason codes](#)

 This build: January 26, 2011 12:02:47

[Notices](#) | [Trademarks](#) | [Downloads](#) | [Library](#) | [Support](#) | [Feedback](#)

© Copyright IBM Corporation 1999, 2009. All Rights Reserved.

This topic's URL:

fm17800_

3.1.170. 3258 (0CBA) (RC3258): MQRCCF_CFGR_LENGTH_ERROR

Explanation


Structure length not valid.

The MQRCCF *StrucLength* field value was not valid.

Programmer response

Specify a valid structure length.

Parent topic: [Reason codes](#)

 This build: January 26, 2011 12:02:47

[Notices](#) | [Trademarks](#) | [Downloads](#) | [Library](#) | [Support](#) | [Feedback](#)

© Copyright IBM Corporation 1999, 2009. All Rights Reserved.

This topic's URL:

fm17810_

3.1.171. 3259 (0CBB) (RC3259): MQRCCF_CFGR_PARM_COUNT_ERROR

Explanation


Parameter count not valid.

The MQRCCF *ParameterCount* field value was not valid. The value was negative or greater than the maximum permitted for the parameter identifier specified in the *Parameter* field.

Programmer response

Specify a valid count for the parameter.

Parent topic: [Reason codes](#)

 This build: January 26, 2011 12:02:47

[Notices](#) | [Trademarks](#) | [Downloads](#) | [Library](#) | [Support](#) | [Feedback](#)

© Copyright IBM Corporation 1999, 2009. All Rights Reserved.

This topic's URL:

fm17820_


3.1.172. 3260 (0CBC) (RC3260): MQRCCF_CONN_NOT_STOPPED

Explanation

Connection not stopped.

The Stop Connection command could not be executed, so the connection was not stopped.

Parent topic: [Reason codes](#)

 This build: January 26, 2011 12:02:47

[Notices](#) | [Trademarks](#) | [Downloads](#) | [Library](#) | [Support](#) | [Feedback](#)

© Copyright IBM Corporation 1999, 2009. All Rights Reserved.

This topic's URL:

fm17830_

3.1.173. 3261 (0CBD) (RC3261): MQRCCF_SERVICE_REQUEST_PENDING


Explanation

A Suspend or Resume Queue Manager command was issued, or a Refresh Security command, but such a command is currently in progress.

Programmer response

Wait until the current request completes, then reissue the command if necessary.

Parent topic: [Reason codes](#)

 This build: January 26, 2011 12:02:47

[Notices](#) | [Trademarks](#) | [Downloads](#) | [Library](#) | [Support](#) | [Feedback](#)

© Copyright IBM Corporation 1999, 2009. All Rights Reserved.

This topic's URL:

fm17840_

3.1.174. 3262 (0CBE) (RC3262): MQRCCF_NO_START_CMD

Explanation


No start command.

The service cannot be started because no start command is specified in the service definition.

Programmer response

Correct the definition of the service.

Parent topic: [Reason codes](#)

 This build: January 26, 2011 12:02:47

[Notices](#) | [Trademarks](#) | [Downloads](#) | [Library](#) | [Support](#) | [Feedback](#)

© Copyright IBM Corporation 1999, 2009. All Rights Reserved.

This topic's URL:

fm17850_

3.1.175. 3263 (0CBF) (RC3263): MQRCCF_NO_STOP_CMD

Explanation


No stop command.

The service cannot be stopped because no stop command is specified in the service definition.

Programmer response

Correct the definition of the service.

Parent topic: [Reason codes](#)

 This build: January 26, 2011 12:02:48

[Notices](#) | [Trademarks](#) | [Downloads](#) | [Library](#) | [Support](#) | [Feedback](#)

© Copyright IBM Corporation 1999, 2009. All Rights Reserved.

This topic's URL:

fm17860_

3.1.176. 3264 (OCC0) (RC3264): MQRCCF_CFBF_LENGTH_ERROR

Explanation


Structure length not valid.

The MQCFBF *StrucLength* field value was not valid.

Programmer response

Specify a valid structure length.

Parent topic: [Reason codes](#)

 This build: January 26, 2011 12:02:48

[Notices](#) | [Trademarks](#) | [Downloads](#) | [Library](#) | [Support](#) | [Feedback](#)

© Copyright IBM Corporation 1999, 2009. All Rights Reserved.

This topic's URL:

fm17870_

3.1.177. 3265 (0CC1) (RC3265): MQRCCF_CFBF_PARM_ID_ERROR

Explanation


Parameter identifier is not valid.

The MQCFBF *Parameter* field value was not valid.

Programmer response

Specify a valid parameter identifier.

Parent topic: [Reason codes](#)

 This build: January 26, 2011 12:02:48

[Notices](#) | [Trademarks](#) | [Downloads](#) | [Library](#) | [Support](#) | [Feedback](#)

© Copyright IBM Corporation 1999, 2009. All Rights Reserved.

This topic's URL:

fm17880_

3.1.178. 3266 (0CC2) (RC3266): MQRCCF_CFBF_FILTER_VAL_LEN_ERR

Explanation

Filter value length not valid.

The MQCFBF *FilterValueLength* field value was not valid.

Programmer response

Specify a valid length.

Parent topic: [Reason codes](#)

 This build: January 26, 2011 12:02:48

[Notices](#) | [Trademarks](#) | [Downloads](#) | [Library](#) | [Support](#) | [Feedback](#)

© Copyright IBM Corporation 1999, 2009. All Rights Reserved.

This topic's URL:

fm17890_

3.1.179. 3267 (0CC3) (RC3267): MQRCCF_CFBF_OPERATOR_ERROR

Explanation


Parameter count not valid.

The MQCFBF *Operator* field value was not valid.

Programmer response

Specify a valid operator value.

Parent topic: [Reason codes](#)

 This build: January 26, 2011 12:02:48

[Notices](#) | [Trademarks](#) | [Downloads](#) | [Library](#) | [Support](#) | [Feedback](#)

© Copyright IBM Corporation 1999, 2009. All Rights Reserved.

This topic's URL:

fm17900_

3.1.180. 3268 (OCC4) (RC3268): MQRCCF_LISTENER_STILL_ACTIVE

Explanation


Listener still active.

An attempt was made to stop a listener, but it failed and the listener is still active. For example, the listener may still have active channels.

Programmer response

Wait for the active connections to the listener to complete before retrying the request.

Parent topic: [Reason codes](#)

 This build: January 26, 2011 12:02:48

[Notices](#) | [Trademarks](#) | [Downloads](#) | [Library](#) | [Support](#) | [Feedback](#)

© Copyright IBM Corporation 1999, 2009. All Rights Reserved.

This topic's URL:

fm17910_

3.1.181. 3300 (OCE4) (RC3300): MQRCCF_TOPICSTR_ALREADY_EXISTS


Explanation

►The topic string specified already exists in another topic object.◄

Programmer response

Verify that the topic string used is correct.

Parent topic: [Reason codes](#)

 This build: January 26, 2011 12:02:56

[Notices](#) | [Trademarks](#) | [Downloads](#) | [Library](#) | [Support](#) | [Feedback](#)

© Copyright IBM Corporation 1999, 2009. All Rights Reserved.

This topic's URL:

fm20940_

3.1.182. 3301 (OCE5) (RC3301): MQRCCF_SHARING_CONVS_ERROR


Explanation

►An invalid value has been given for SharingConversations parameter in the Channel definition◄

Programmer response

Correct the value used in the PCF SharingConversations (MQCFIN) parameter. See [Programmable Command Formats](#) for more information.

Parent topic: [Reason codes](#)

 This build: January 26, 2011 12:02:56

[Notices](#) | [Trademarks](#) | [Downloads](#) | [Library](#) | [Support](#) | [Feedback](#)

© Copyright IBM Corporation 1999, 2009. All Rights Reserved.

This topic's URL:
ir20950_

3.1.183. 3302 (OCE6) (RC3302): MQRCCF_SHARING_CONVS_TYPE


Explanation

➤SharingConversations parameter is not allowed for this channel type.◀

Programmer response

➤See ➤[Programmable Command and Formats](#)◀ to ensure that the channel type is compatible with the SharingConversations parameter.◀

Parent topic: [Reason codes](#)

 This build: January 26, 2011 12:02:56

[Notices](#) | [Trademarks](#) | [Downloads](#) | [Library](#) | [Support](#) | [Feedback](#)

© Copyright IBM Corporation 1999, 2009. All Rights Reserved.

This topic's URL:
fm20960_

3.1.184. 3303 (OCE7) (RC3303): MQRCCF_SECURITY_CASE_CONFLICT


Explanation

➤A Refresh Security PCF command was issued, but the case currently in use differs from the system setting and if refreshed would result in the set of classes using different case settings.◀

Programmer response

➤Check that the class used is set up correctly and that the system setting is correct. If a change in case setting is required, issue the REFRESH SECURITY(*) command to change all classes.◀

Parent topic: [Reason codes](#)

 This build: January 26, 2011 12:02:56

[Notices](#) | [Trademarks](#) | [Downloads](#) | [Library](#) | [Support](#) | [Feedback](#)

© Copyright IBM Corporation 1999, 2009. All Rights Reserved.

This topic's URL:
ir20970_

3.1.185. 3305 (OCE9) (RC3305): MQRCCF_TOPIC_TYPE_ERROR


Explanation

➤An Inquire or Delete Topic PCF command was issued with an invalid TopicType parameter.◀


Programmer response

Correct the TopicType parameter and reissue the command. For more details on the TopicType, see [Programmable Commands and Formats](#).

Parent topic: [Reason codes](#)

 This build: January 26, 2011 12:02:56

[Notices](#) | [Trademarks](#) | [Downloads](#) | [Library](#) | [Support](#) | [Feedback](#)

 Copyright IBM Corporation 1999, 2009. All Rights Reserved.

This topic's URL:
ir20980_

3.1.186. 3306 (OCEA) (RC3306): MQRCCF_MAX_INSTANCES_ERROR


Explanation

➤An invalid value was given for the maximum number of simultaneous instances of a server-connection channel (MaxInstances) for the channel definition.◀


Programmer response

➤See [Programmable Commands and Formats](#) for more information and correct the PCF application.◀

Parent topic: [Reason codes](#)

 This build: January 26, 2011 12:02:56

[Notices](#) | [Trademarks](#) | [Downloads](#) | [Library](#) | [Support](#) | [Feedback](#)

 Copyright IBM Corporation 1999, 2009. All Rights Reserved.

This topic's URL:
ir20990_

3.1.187. 3307 (OCEB) (RC3307): MQRCCF_MAX_INSTS_PER_CLNT_ERR

Explanation

➤An invalid value was given for the MaxInstancesPerClient property.◀


Programmer response

➤See [Programmable Command Formats](#) for range of values and correct the application.◀

Parent topic: [Reason codes](#)

 This build: January 26, 2011 12:02:56

[Notices](#) | [Trademarks](#) | [Downloads](#) | [Library](#) | [Support](#) | [Feedback](#)

 Copyright IBM Corporation 1999, 2009. All Rights Reserved.

This topic's URL:
fm21000_

3.1.188. 3308 (OCEC) (RC3308): MQRCCF_TOPIC_STRING_NOT_FOUND

Explanation

➤ When processing an Inquire Topic Status command, the topic string specified did not match any topic nodes in the topic tree.◀

Programmer response

➤Verify the topic string is correct.◀

Parent topic: [Reason codes](#)

 This build: January 26, 2011 12:02:56

[Notices](#) | [Trademarks](#) | [Downloads](#) | [Library](#) | [Support](#) | [Feedback](#)

© Copyright IBM Corporation 1999, 2009. All Rights Reserved.

This topic's URL:

ir21010_

3.1.189. 3309 (0CED) (RC3309): MQRCCF_SUBSCRIPTION_POINT_ERR


Explanation

►The Subscription point was not valid. Valid subscription points are the topic strings of the topic objects listed in the SYSTEM.QPUBSUB.SUBPOINT.NAMELIST. ◀

Programmer response

►Use a subscription point that matches the topic string of a topic object listed in the SYSTEM.QPUBSUB.SUBPOINT.NAMELIST (or remove the subscription point parameter and this uses the default subscription point)◀

Parent topic: [Reason codes](#)

 This build: January 26, 2011 12:02:56

[Notices](#) | [Trademarks](#) | [Downloads](#) | [Library](#) | [Support](#) | [Feedback](#)

© Copyright IBM Corporation 1999, 2009. All Rights Reserved.

This topic's URL:

ir21020_

3.1.190. 3311 (OCEF) (RC2432): MQRCCF_SUB_ALREADY_EXISTS


Explanation

An MQSUB call was issued to create a subscription, using the MQSO_CREATE option. A subscription using the same SubName and ObjectString exists.

Programmer response

If you intend to create a new subscription, check the SubName and ObjectString input fields in the MQSD structure are set correctly. If you intend to use an existing subscription use the MQSO_RESUME option to get a handle to the subscription.

Parent topic: [Reason codes](#)

 This build: January 26, 2011 12:02:52

[Notices](#) | [Trademarks](#) | [Downloads](#) | [Library](#) | [Support](#) | [Feedback](#)

© Copyright IBM Corporation 1999, 2009. All Rights Reserved.

This topic's URL:

fm20071_

3.1.191. 3317 (0CF5) (RC3317): MQRCCF_INVALID_DESTINATION


Explanation

►The Subscription or Topic object used in a Change, Copy, Create or Delete PCF command is invalid.◀

Programmer response

►Investigate and correct the required parameters for the specific command you are using. For more details, see [Programmable Commands and Formats](#).◀

Parent topic: [Reason codes](#)

 This build: January 26, 2011 12:02:56

[Notices](#) | [Trademarks](#) | [Downloads](#) | [Library](#) | [Support](#) | [Feedback](#)

© Copyright IBM Corporation 1999, 2009. All Rights Reserved.

This topic's URL:

ir21030_

►

3.1.192. 3318 (0CF6) (RC3318): MQRCCF_PUBSUB_INHIBITED

Explanation

MQSUB, MQOPEN, MQPUT and MQPUT1 calls are currently inhibited for all publish/subscribe topics, either by means of the queue manager attribute PSMODE or because processing of publish/subscribe state at queue manager start-up has failed, or has not yet completed.


Completion Code

MQCC_FAILED

Programmer response

If this queue manager does not intentionally inhibit publish/subscribe, investigate any error messages that describe the failure at queue manager start-up, or wait until start-up processing completes. You can use the DISPLAY PUBSUB command to check the status of the publish/subscribe engine to ensure it is ready for use, and additionally on z/OS you will receive an information message CSQM076I.

Parent topic: [Reason codes](#)

 This build: January 26, 2011 12:02:56

[Notices](#) | [Trademarks](#) | [Downloads](#) | [Library](#) | [Support](#) | [Feedback](#)

© Copyright IBM Corporation 1999, 2009. All Rights Reserved.

This topic's URL:

fm21080_



3.1.193. 3325 (0CFD) (RC3325): MQRCCF_SSL_ALT_PROVIDER_REQD

Explanation

You specified a CipherSpec that requires an alternative SSL provider.


Completion code

MQCC_FAILED

Programmer response

If you need to use this CipherSpec, install and enable the appropriate alternative GSKit library. Also, ensure that both ends of the channel specify the same CipherSpec. For further assistance, see [Alternative SSL and TLS support for Windows, UNIX, and Linux systems](#)

Parent topic: [Reason codes](#)

 This build: January 26, 2011 12:02:57

[Notices](#) | [Trademarks](#) | [Downloads](#) | [Library](#) | [Support](#) | [Feedback](#)

© Copyright IBM Corporation 1999, 2009. All Rights Reserved.

This topic's URL:

fm22650_



3.1.194. 4001 (0FA1) (RC4001): MQRCCF_OBJECT_ALREADY_EXISTS

Explanation


Object already exists.

An attempt was made to create an object, but the object already existed and the *Replace* parameter was not specified as MQRP_YES.

Programmer response

Specify *Replace* as MQRP_YES, or use a different name for the object to be created.

Parent topic: [Reason codes](#)

 This build: January 26, 2011 12:02:48

[Notices](#) | [Trademarks](#) | [Downloads](#) | [Library](#) | [Support](#) | [Feedback](#)

© Copyright IBM Corporation 1999, 2009. All Rights Reserved.

This topic's URL:

fm17920_

3.1.195. 4002 (0FA2) (RC4002): MQRCCF_OBJECT_WRONG_TYPE

Explanation


Object has wrong type or disposition.

An object already exists with the same name but a different subtype or disposition from that specified by the command.

Programmer response

Ensure that the specified object is the same subtype and disposition.

Parent topic: [Reason codes](#)

 This build: January 26, 2011 12:02:48

[Notices](#) | [Trademarks](#) | [Downloads](#) | [Library](#) | [Support](#) | [Feedback](#)

© Copyright IBM Corporation 1999, 2009. All Rights Reserved.

This topic's URL:

fm17930_

3.1.196. 4003 (0FA3) (RC4003): MQRCCF_LIKE_OBJECT_WRONG_TYPE

Explanation


New and existing objects have different subtype.

An attempt was made to create an object based on the definition of an existing object, but the new and existing objects had different subtypes.

Programmer response

Ensure that the new object has the same subtype as the one on which it is based.

Parent topic: [Reason codes](#)

 This build: January 26, 2011 12:02:48

[Notices](#) | [Trademarks](#) | [Downloads](#) | [Library](#) | [Support](#) | [Feedback](#)

© Copyright IBM Corporation 1999, 2009. All Rights Reserved.

This topic's URL:

fm17940_

3.1.197. 4004 (0FA4) (RC4004): MQRCCF_OBJECT_OPEN

Explanation


Object is open.

An attempt was made to operate on an object that was in use.

Programmer response

Wait until the object is not in use, and then retry the operation. Alternatively specify *Force* as MQFC_YES for a change command.

Parent topic: [Reason codes](#)

 This build: January 26, 2011 12:02:48

[Notices](#) | [Trademarks](#) | [Downloads](#) | [Library](#) | [Support](#) | [Feedback](#)

© Copyright IBM Corporation 1999, 2009. All Rights Reserved.

This topic's URL:

fm17950_

3.1.198. 4005 (0FA5) (RC4005): MQRCCF_ATTR_VALUE_ERROR

Explanation


Attribute value not valid or repeated.

One or more of the attribute values specified was not valid or was repeated. The error response message contains the failing attribute selectors (with parameter identifier MQIACF_PARAMETER_ID).

Programmer response

Specify the attribute values correctly.

Parent topic: [Reason codes](#)

 This build: January 26, 2011 12:02:48

[Notices](#) | [Trademarks](#) | [Downloads](#) | [Library](#) | [Support](#) | [Feedback](#)

© Copyright IBM Corporation 1999, 2009. All Rights Reserved.

This topic's URL:

fm17960_

3.1.199. 4006 (0FA6) (RC4006): MQRCCF_UNKNOWN_Q_MGR

Explanation


Queue manager not known.

The queue manager specified was not known.

Programmer response

Specify the name of the queue manager to which the command is sent, or blank.

Parent topic: [Reason codes](#)

 This build: January 26, 2011 12:02:48

[Notices](#) | [Trademarks](#) | [Downloads](#) | [Library](#) | [Support](#) | [Feedback](#)

© Copyright IBM Corporation 1999, 2009. All Rights Reserved.

This topic's URL:

fm17970_

3.1.200. 4007 (0FA7) (RC4007): MQRCCF_Q_WRONG_TYPE

Explanation


Action not valid for the queue of specified type.

An attempt was made to perform an action on a queue of the wrong type.

Programmer response

Specify a queue of the correct type.

Parent topic: [Reason codes](#)

 This build: January 26, 2011 12:02:48

[Notices](#) | [Trademarks](#) | [Downloads](#) | [Library](#) | [Support](#) | [Feedback](#)

© Copyright IBM Corporation 1999, 2009. All Rights Reserved.
This topic's URL:
fm17980_

3.1.201. 4008 (0FA8) (RC4008): MQRCCF_OBJECT_NAME_ERROR

Explanation


Name not valid.

An object or other name name was specified using characters that were not valid.

Programmer response

Specify only valid characters for the name.

Parent topic: [Reason codes](#)

 This build: January 26, 2011 12:02:48

[Notices](#) | [Trademarks](#) | [Downloads](#) | [Library](#) | [Support](#) | [Feedback](#)

© Copyright IBM Corporation 1999, 2009. All Rights Reserved.
This topic's URL:
fm17990_

3.1.202. 4009 (0FA9) (RC4009): MQRCCF_ALLOCATE_FAILED

Explanation

Allocation failed.

An attempt to allocate a conversation to a remote system failed. The error may be due to an entry in the channel definition that is not valid, or it might be that the listening program at the remote system is not running.

Programmer response

Ensure that the channel definition is correct, and start the listening program if necessary. If the error persists, consult your systems administrator.

Parent topic: [Reason codes](#)

 This build: January 26, 2011 12:02:48

[Notices](#) | [Trademarks](#) | [Downloads](#) | [Library](#) | [Support](#) | [Feedback](#)

© Copyright IBM Corporation 1999, 2009. All Rights Reserved.
This topic's URL:
fm18000_

3.1.203. 4010 (0FAA) (RC4010): MQRCCF_HOST_NOT_AVAILABLE

Explanation

Remote system not available.

An attempt to allocate a conversation to a remote system was unsuccessful. The error might be transitory, and the allocate might succeed later. This reason can occur if the listening program at the remote system is not running.

Programmer response

Ensure that the listening program is running, and retry the operation.

Parent topic: [Reason codes](#)

 This build: January 26, 2011 12:02:48

[Notices](#) | [Trademarks](#) | [Downloads](#) | [Library](#) | [Support](#) | [Feedback](#)

© Copyright IBM Corporation 1999, 2009. All Rights Reserved.
This topic's URL:
fm18010_

3.1.204. 4011 (0FAB) (RC4011): MQRCCF_CONFIGURATION_ERROR

Explanation

Configuration error.


There was a configuration error in the channel definition or communication subsystem, and allocation of a conversation was not possible. This might be caused by one of the following:

- For LU 6.2, either the *ModeName* or the *TpName* is incorrect. The *ModeName* must match that on the remote system, and the *TpName* must be specified. (On i5/OS, these are held in the communications Side Object.)
- For LU 6.2, the session might not be established.
- For TCP, the *ConnectionName* in the channel definition cannot be resolved to a network address. This might be because the name has not been correctly specified, or because the name server is not available.
- The requested communications protocol might not be supported on the platform.

Programmer response

Identify the error and take appropriate action.

Parent topic: [Reason codes](#)

 This build: January 26, 2011 12:02:48

[Notices](#) | [Trademarks](#) | [Downloads](#) | [Library](#) | [Support](#) | [Feedback](#)

© Copyright IBM Corporation 1999, 2009. All Rights Reserved.
This topic's URL:
fm18020_

3.1.205. 4012 (0FAC) (RC4012): MQRCCF_CONNECTION_REFUSED

Explanation

Connection refused.


The attempt to establish a connection to a remote system was rejected. The remote system might not be configured to allow a connection from this system.

- For LU 6.2 either the user ID or the password supplied to the remote system is incorrect.
- For TCP the remote system might not recognize the local system as valid, or the TCP listener program might not be started.

Programmer response

Correct the error or restart the listener program.

Parent topic: [Reason codes](#)

 This build: January 26, 2011 12:02:48

[Notices](#) | [Trademarks](#) | [Downloads](#) | [Library](#) | [Support](#) | [Feedback](#)

© Copyright IBM Corporation 1999, 2009. All Rights Reserved.
This topic's URL:
fm18030_

3.1.206. 4013 (0FAD) (RC4013): MQRCCF_ENTRY_ERROR

Explanation


Connection name not valid.

The connection name in the channel definition could not be resolved into a network address. Either the name server does not contain the entry, or the name server was not available.

Programmer response

Ensure that the connection name is correctly specified and that the name server is available.

Parent topic: [Reason codes](#)

 This build: January 26, 2011 12:02:48

[Notices](#) | [Trademarks](#) | [Downloads](#) | [Library](#) | [Support](#) | [Feedback](#)

© Copyright IBM Corporation 1999, 2009. All Rights Reserved.

This topic's URL:

fm18040_

3.1.207. 4014 (0FAE) (RC4014): MQRCCF_SEND_FAILED

Explanation


Send failed.

An error occurred while sending data to a remote system. This might be caused by a communications failure.

Programmer response

Consult your systems administrator.

Parent topic: [Reason codes](#)

 This build: January 26, 2011 12:02:48

[Notices](#) | [Trademarks](#) | [Downloads](#) | [Library](#) | [Support](#) | [Feedback](#)

© Copyright IBM Corporation 1999, 2009. All Rights Reserved.

This topic's URL:

fm18050_

3.1.208. 4015 (0FAF) (RC4015): MQRCCF_RECEIVED_DATA_ERROR

Explanation


Received data error.

An error occurred while receiving data from a remote system. This might be caused by a communications failure.

Programmer response

Consult your systems administrator.

Parent topic: [Reason codes](#)

 This build: January 26, 2011 12:02:48

[Notices](#) | [Trademarks](#) | [Downloads](#) | [Library](#) | [Support](#) | [Feedback](#)

© Copyright IBM Corporation 1999, 2009. All Rights Reserved.

This topic's URL:

fm18060_

3.1.209. 4016 (0FB0) (RC4016): MQRCCF_RECEIVE_FAILED

Explanation


Receive failed.

The receive operation failed.

Programmer response

Correct the error and retry the operation.

Parent topic: [Reason codes](#)

 This build: January 26, 2011 12:02:49

[Notices](#) | [Trademarks](#) | [Downloads](#) | [Library](#) | [Support](#) | [Feedback](#)

© Copyright IBM Corporation 1999, 2009. All Rights Reserved.

This topic's URL:

fm18070_

3.1.210. 4017 (0FB1) (RC4017): MQRCCF_CONNECTION_CLOSED

Explanation


Connection closed.

An error occurred while receiving data from a remote system. The connection to the remote system has unexpectedly terminated.

Programmer response

Contact your systems administrator.

Parent topic: [Reason codes](#)

 This build: January 26, 2011 12:02:49

[Notices](#) | [Trademarks](#) | [Downloads](#) | [Library](#) | [Support](#) | [Feedback](#)

© Copyright IBM Corporation 1999, 2009. All Rights Reserved.

This topic's URL:

fm18080_

3.1.211. 4018 (0FB2) (RC4018): MQRCCF_NO_STORAGE

Explanation


Not enough storage available.

Insufficient storage is available.

Programmer response

Consult your systems administrator.

Parent topic: [Reason codes](#)

 This build: January 26, 2011 12:02:49

[Notices](#) | [Trademarks](#) | [Downloads](#) | [Library](#) | [Support](#) | [Feedback](#)

© Copyright IBM Corporation 1999, 2009. All Rights Reserved.

This topic's URL:

fm18090_

3.1.212. 4019 (0FB3) (RC4019): MQRCCF_NO_COMMS_MANAGER

Explanation


Communications manager not available.

The communications subsystem is not available.

Programmer response

Ensure that the communications subsystem has been started.

Parent topic: [Reason codes](#)

 This build: January 26, 2011 12:02:49

[Notices](#) | [Trademarks](#) | [Downloads](#) | [Library](#) | [Support](#) | [Feedback](#)

© Copyright IBM Corporation 1999, 2009. All Rights Reserved.

This topic's URL:

fm18100_

3.1.213. 4020 (0FB4) (RC4020): MQRCCF_LISTENER_NOT_STARTED

Explanation


Listener not started.

The listener program could not be started. Either the communications subsystem has not been started, or the number of current channels using the communications subsystem is the maximum allowed, or there are too many jobs waiting in the queue.

Programmer response

Ensure the communications subsystem is started or retry the operation later. Increase the number of current channels allowed, if appropriate.

Parent topic: [Reason codes](#)

 This build: January 26, 2011 12:02:49

[Notices](#) | [Trademarks](#) | [Downloads](#) | [Library](#) | [Support](#) | [Feedback](#)

© Copyright IBM Corporation 1999, 2009. All Rights Reserved.

This topic's URL:

fm18110_

3.1.214. 4024 (0FB8) (RC4024): MQRCCF_BIND_FAILED

Explanation


Bind failed.

The bind to a remote system during session negotiation has failed.

Programmer response

Consult your systems administrator.

Parent topic: [Reason codes](#)

 This build: January 26, 2011 12:02:49

[Notices](#) | [Trademarks](#) | [Downloads](#) | [Library](#) | [Support](#) | [Feedback](#)

© Copyright IBM Corporation 1999, 2009. All Rights Reserved.

This topic's URL:

fm18120_

3.1.215. 4025 (0FB9) (RC4025): MQRCCF_CHANNEL_INDOUBT

Explanation


Channel in-doubt.

The requested operation cannot complete because the channel is in doubt.

Programmer response

Examine the status of the channel, and either restart a channel to resolve the in-doubt state, or resolve the channel.

Parent topic: [Reason codes](#)

 This build: January 26, 2011 12:02:49

[Notices](#) | [Trademarks](#) | [Downloads](#) | [Library](#) | [Support](#) | [Feedback](#)

© Copyright IBM Corporation 1999, 2009. All Rights Reserved.

This topic's URL:

fm18130_

3.1.216. 4026 (0FBA) (RC4026): MQRCCF_MQCONN_FAILED


Explanation

MQCONN call failed.

Programmer response

Check whether the queue manager is active.

Parent topic: [Reason codes](#)

 This build: January 26, 2011 12:02:49

[Notices](#) | [Trademarks](#) | [Downloads](#) | [Library](#) | [Support](#) | [Feedback](#)

© Copyright IBM Corporation 1999, 2009. All Rights Reserved.

This topic's URL:

fm18140_

3.1.217. 4027 (0FBB) (RC4027): MQRCCF_MQOPEN_FAILED


Explanation

MQOPEN call failed.

Programmer response

Check whether the queue manager is active, and the queues involved are correctly set up.

Parent topic: [Reason codes](#)

 This build: January 26, 2011 12:02:49

[Notices](#) | [Trademarks](#) | [Downloads](#) | [Library](#) | [Support](#) | [Feedback](#)

© Copyright IBM Corporation 1999, 2009. All Rights Reserved.

This topic's URL:

fm18150_

3.1.218. 4028 (0FBC) (RC4028): MQRCCF_MQGET_FAILED


Explanation

MQGET call failed.

Programmer response

Check whether the queue manager is active, and the queues involved are correctly set up, and enabled for MQGET.

Parent topic: [Reason codes](#)

 This build: January 26, 2011 12:02:49

[Notices](#) | [Trademarks](#) | [Downloads](#) | [Library](#) | [Support](#) | [Feedback](#)

© Copyright IBM Corporation 1999, 2009. All Rights Reserved.

This topic's URL:

fm18160_

3.1.219. 4029 (0FBD) (RC4029): MQRCCF_MQPUT_FAILED


Explanation

MQPUT call failed.

Programmer response

Check whether the queue manager is active, and the queues involved are correctly set up, and not inhibited for puts.

Parent topic: [Reason codes](#)

 This build: January 26, 2011 12:02:49

[Notices](#) | [Trademarks](#) | [Downloads](#) | [Library](#) | [Support](#) | [Feedback](#)

© Copyright IBM Corporation 1999, 2009. All Rights Reserved.

This topic's URL:

fm18170_

3.1.220. 4030 (0FBE) (RC4030): MQRCCF_PING_ERROR

Explanation


Ping error.

A ping operation can only be issued for a sender or server channel. If the local channel is a receiver channel, you must issue the ping from a remote queue manager.

Programmer response

Reissue the ping request for a different channel of the correct type, or for a receiver channel from a different queue manager.

Parent topic: [Reason codes](#)

 This build: January 26, 2011 12:02:49

[Notices](#) | [Trademarks](#) | [Downloads](#) | [Library](#) | [Support](#) | [Feedback](#)

© Copyright IBM Corporation 1999, 2009. All Rights Reserved.

This topic's URL:

fm18180_

3.1.221. 4031 (0FBF) (RC4031): MQRCCF_CHANNEL_IN_USE

Explanation


Channel in use.

An attempt was made to perform an operation on a channel, but the channel is currently active.

Programmer response

Stop the channel or wait for it to terminate.

Parent topic: [Reason codes](#)

 This build: January 26, 2011 12:02:49

[Notices](#) | [Trademarks](#) | [Downloads](#) | [Library](#) | [Support](#) | [Feedback](#)

© Copyright IBM Corporation 1999, 2009. All Rights Reserved.

This topic's URL:

fm18190_

3.1.222. 4032 (0FC0) (RC4032): MQRCCF_CHANNEL_NOT_FOUND

Explanation


Channel not found.

The channel specified does not exist.

Programmer response

Specify the name of a channel which exists.

Parent topic: [Reason codes](#)

 This build: January 26, 2011 12:02:50

[Notices](#) | [Trademarks](#) | [Downloads](#) | [Library](#) | [Support](#) | [Feedback](#)

© Copyright IBM Corporation 1999, 2009. All Rights Reserved.

This topic's URL:

fm18200_

3.1.223. 4033 (0FC1) (RC4033): MQRCCF_UNKNOWN_REMOTE_CHANNEL

Explanation


Remote channel not known.

There is no definition of the referenced channel at the remote system.

Programmer response

Ensure that the local channel is correctly defined. If it is, add an appropriate channel definition at the remote system.

Parent topic: [Reason codes](#)

 This build: January 26, 2011 12:02:50

[Notices](#) | [Trademarks](#) | [Downloads](#) | [Library](#) | [Support](#) | [Feedback](#)

© Copyright IBM Corporation 1999, 2009. All Rights Reserved.

This topic's URL:

fm18210_

3.1.224. 4034 (0FC2) (RC4034): MQRCCF_REMOTE_QM_UNAVAILABLE

Explanation


Remote queue manager not available.

The channel cannot be started because the remote queue manager is not available.

Programmer response

Start the remote queue manager.

Parent topic: [Reason codes](#)

 This build: January 26, 2011 12:02:50

[Notices](#) | [Trademarks](#) | [Downloads](#) | [Library](#) | [Support](#) | [Feedback](#)

© Copyright IBM Corporation 1999, 2009. All Rights Reserved.

This topic's URL:

fm18220_

3.1.225. 4035 (0FC3) (RC4035): MQRCCF_REMOTE_QM_TERMINATING

Explanation


Remote queue manager terminating.

The channel is ending because the remote queue manager is terminating.


Programmer response

Restart the remote queue manager.

Parent topic: [Reason codes](#)

 This build: January 26, 2011 12:02:50

[Notices](#) | [Trademarks](#) | [Downloads](#) | [Library](#) | [Support](#) | [Feedback](#)

 Copyright IBM Corporation 1999, 2009. All Rights Reserved.

This topic's URL:

fm18230_

3.1.226. 4036 (0FC4) (RC4036): MQRCCF_MQINQ_FAILED


Explanation

MQINQ call failed.


Programmer response

Check whether the queue manager is active.

Parent topic: [Reason codes](#)

 This build: January 26, 2011 12:02:50

[Notices](#) | [Trademarks](#) | [Downloads](#) | [Library](#) | [Support](#) | [Feedback](#)

 Copyright IBM Corporation 1999, 2009. All Rights Reserved.

This topic's URL:

fm18240_

3.1.227. 4037 (0FC5) (RC4037): MQRCCF_NOT_XMIT_Q

Explanation


Queue is not a transmission queue.

The queue specified in the channel definition is not a transmission queue, or is in use.


Programmer response

Ensure that the queue is specified correctly in the channel definition, and that it is correctly defined to the queue manager.

Parent topic: [Reason codes](#)

 This build: January 26, 2011 12:02:50

[Notices](#) | [Trademarks](#) | [Downloads](#) | [Library](#) | [Support](#) | [Feedback](#)

 Copyright IBM Corporation 1999, 2009. All Rights Reserved.

This topic's URL:

fm18250_

3.1.228. 4038 (0FC6) (RC4038): MQRCCF_CHANNEL_DISABLED

Explanation


Channel disabled.

An attempt was made to use a channel, but the channel was disabled (that is, stopped).


Programmer response

Start the channel.

Parent topic: [Reason codes](#)

 This build: January 26, 2011 12:02:50

[Notices](#) | [Trademarks](#) | [Downloads](#) | [Library](#) | [Support](#) | [Feedback](#)

 Copyright IBM Corporation 1999, 2009. All Rights Reserved.

This topic's URL:

fm18260_

3.1.229. 4039 (0FC7) (RC4039): MQRCCF_USER_EXIT_NOT_AVAILABLE

Explanation


User exit not available.

The channel was terminated because the user exit specified does not exist.


Programmer response

Ensure that the user exit is correctly specified and the program is available.

Parent topic: [Reason codes](#)

 This build: January 26, 2011 12:02:50

[Notices](#) | [Trademarks](#) | [Downloads](#) | [Library](#) | [Support](#) | [Feedback](#)

 Copyright IBM Corporation 1999, 2009. All Rights Reserved.

This topic's URL:

fm18270_

3.1.230. 4040 (0FC8) (RC4040): MQRCCF_COMMIT_FAILED

Explanation


Commit failed.

An error was received when an attempt was made to commit a unit of work.


Programmer response

Consult your systems administrator.

Parent topic: [Reason codes](#)

 This build: January 26, 2011 12:02:50

[Notices](#) | [Trademarks](#) | [Downloads](#) | [Library](#) | [Support](#) | [Feedback](#)

 Copyright IBM Corporation 1999, 2009. All Rights Reserved.

This topic's URL:

fm18280_

3.1.231. 4041 (0FC9) (RC4041): MQRCCF_WRONG_CHANNEL_TYPE

Explanation


Parameter not allowed for this channel type.

The parameter is not allowed for the type of channel being created, copied, or changed. Refer to the description of the parameter in error to determine the types of channel for which the parameter is valid

Programmer response

Remove the parameter.

Parent topic: [Reason codes](#)

 This build: January 26, 2011 12:02:50

[Notices](#) | [Trademarks](#) | [Downloads](#) | [Library](#) | [Support](#) | [Feedback](#)

© Copyright IBM Corporation 1999, 2009. All Rights Reserved.

This topic's URL:

fm18290_

3.1.232. 4042 (0FCA) (RC4042): MQRCCF_CHANNEL_ALREADY_EXISTS

Explanation


Channel already exists.

An attempt was made to create a channel but the channel already existed and *Replace* was not specified as *MQRP_YES*.

Programmer response

Specify *Replace* as *MQRP_YES* or use a different name for the channel to be created.

Parent topic: [Reason codes](#)

 This build: January 26, 2011 12:02:50

[Notices](#) | [Trademarks](#) | [Downloads](#) | [Library](#) | [Support](#) | [Feedback](#)

© Copyright IBM Corporation 1999, 2009. All Rights Reserved.

This topic's URL:

fm18300_

3.1.233. 4043 (0FCB) (RC4043): MQRCCF_DATA_TOO_LARGE

Explanation


Data too large.

The data to be sent exceeds the maximum that can be supported for the command.

Programmer response

Reduce the size of the data.

Parent topic: [Reason codes](#)

 This build: January 26, 2011 12:02:50

[Notices](#) | [Trademarks](#) | [Downloads](#) | [Library](#) | [Support](#) | [Feedback](#)

© Copyright IBM Corporation 1999, 2009. All Rights Reserved.

This topic's URL:

fm18310_

3.1.234. 4044 (0FCC) (RC4044): MQRCCF_CHANNEL_NAME_ERROR

Explanation


Channel name error.

The *ChannelName* parameter contained characters that are not allowed for channel names.


Programmer response

Specify a valid name.

Parent topic: [Reason codes](#)

 This build: January 26, 2011 12:02:50

[Notices](#) | [Trademarks](#) | [Downloads](#) | [Library](#) | [Support](#) | [Feedback](#)

 Copyright IBM Corporation 1999, 2009. All Rights Reserved.

This topic's URL:

fm18320_

3.1.235. 4045 (0FCD) (RC4045): MQRCCF_XMIT_Q_NAME_ERROR

Explanation


Transmission queue name error.

The *XmitQName* parameter contains characters that are not allowed for queue names. This reason code also occurs if the parameter is not present when a sender or server channel is being created, and no default value is available.


Programmer response

Specify a valid name, or add the parameter.

Parent topic: [Reason codes](#)

 This build: January 26, 2011 12:02:50

[Notices](#) | [Trademarks](#) | [Downloads](#) | [Library](#) | [Support](#) | [Feedback](#)

 Copyright IBM Corporation 1999, 2009. All Rights Reserved.

This topic's URL:

fm18330_

3.1.236. 4047 (0FCF) (RC4047): MQRCCF_MCA_NAME_ERROR

Explanation


Message channel agent name error.

The *MCAName* value contained characters that are not allowed for program names on the platform in question.


Programmer response

Specify a valid name.

Parent topic: [Reason codes](#)

 This build: January 26, 2011 12:02:50

[Notices](#) | [Trademarks](#) | [Downloads](#) | [Library](#) | [Support](#) | [Feedback](#)

 Copyright IBM Corporation 1999, 2009. All Rights Reserved.

This topic's URL:

fm18340_

3.1.237. 4048 (0FD0) (RC4048): MQRCCF_SEND_EXIT_NAME_ERROR

Explanation


Channel send exit name error.

The *SendExit* value contained characters that are not allowed for program names on the platform in question.

Programmer response

Specify a valid name.

Parent topic: [Reason codes](#)

 This build: January 26, 2011 12:02:50

[Notices](#) | [Trademarks](#) | [Downloads](#) | [Library](#) | [Support](#) | [Feedback](#)

© Copyright IBM Corporation 1999, 2009. All Rights Reserved.

This topic's URL:

fm18350_

3.1.238. 4049 (0FD1) (RC4049): MQRCCF_SEC_EXIT_NAME_ERROR

Explanation


Channel security exit name error.

The *SecurityExit* value contained characters that are not allowed for program names on the platform in question.

Programmer response

Specify a valid name.

Parent topic: [Reason codes](#)

 This build: January 26, 2011 12:02:50

[Notices](#) | [Trademarks](#) | [Downloads](#) | [Library](#) | [Support](#) | [Feedback](#)

© Copyright IBM Corporation 1999, 2009. All Rights Reserved.

This topic's URL:

fm18360_

3.1.239. 4050 (0FD2) (RC4050): MQRCCF_MSG_EXIT_NAME_ERROR

Explanation


Channel message exit name error.

The *MsgExit* value contained characters that are not allowed for program names on the platform in question.

Programmer response

Specify a valid name.

Parent topic: [Reason codes](#)

 This build: January 26, 2011 12:02:50

[Notices](#) | [Trademarks](#) | [Downloads](#) | [Library](#) | [Support](#) | [Feedback](#)

© Copyright IBM Corporation 1999, 2009. All Rights Reserved.

This topic's URL:

fm18370_

3.1.240. 4051 (0FD3) (RC4051): MQRCCF_RCV_EXIT_NAME_ERROR

Explanation


Channel receive exit name error.

The *ReceiveExit* value contained characters that are not allowed for program names on the platform in question.

Programmer response

Specify a valid name.

Parent topic: [Reason codes](#)

 This build: January 26, 2011 12:02:50

[Notices](#) | [Trademarks](#) | [Downloads](#) | [Library](#) | [Support](#) | [Feedback](#)

© Copyright IBM Corporation 1999, 2009. All Rights Reserved.

This topic's URL:
fm18380_

3.1.241. 4052 (0FD4) (RC4052): MQRCCF_XMIT_Q_NAME_WRONG_TYPE

Explanation


Transmission queue name not allowed for this channel type.

The *XmitQName* parameter is only allowed for sender or server channel types.

Programmer response

Remove the parameter.

Parent topic: [Reason codes](#)

 This build: January 26, 2011 12:02:50

[Notices](#) | [Trademarks](#) | [Downloads](#) | [Library](#) | [Support](#) | [Feedback](#)

© Copyright IBM Corporation 1999, 2009. All Rights Reserved.

This topic's URL:
fm18390_

3.1.242. 4053 (0FD5) (RC4053): MQRCCF_MCA_NAME_WRONG_TYPE

Explanation


Message channel agent name not allowed for this channel type.

The *MCAName* parameter is only allowed for sender, server or requester channel types.

Programmer response

Remove the parameter.

Parent topic: [Reason codes](#)

 This build: January 26, 2011 12:02:50

[Notices](#) | [Trademarks](#) | [Downloads](#) | [Library](#) | [Support](#) | [Feedback](#)

© Copyright IBM Corporation 1999, 2009. All Rights Reserved.

This topic's URL:
fm18400_

3.1.243. 4054 (0FD6) (RC4054): MQRCCF_DISC_INT_WRONG_TYPE

Explanation


Disconnection interval not allowed for this channel type.

The *DiscInterval* parameter is only allowed for sender or server channel types.


Programmer response

Remove the parameter.

Parent topic: [Reason codes](#)

 This build: January 26, 2011 12:02:50

[Notices](#) | [Trademarks](#) | [Downloads](#) | [Library](#) | [Support](#) | [Feedback](#)

 Copyright IBM Corporation 1999, 2009. All Rights Reserved.

This topic's URL:

fm18410_

3.1.244. 4055 (0FD7) (RC4055): MQRCCF_SHORT_RETRY_WRONG_TYPE

Explanation


Short retry parameter not allowed for this channel type.

The *ShortRetryCount* parameter is only allowed for sender or server channel types.


Programmer response

Remove the parameter.

Parent topic: [Reason codes](#)

 This build: January 26, 2011 12:02:50

[Notices](#) | [Trademarks](#) | [Downloads](#) | [Library](#) | [Support](#) | [Feedback](#)

 Copyright IBM Corporation 1999, 2009. All Rights Reserved.

This topic's URL:

fm18420_

3.1.245. 4056 (0FD8) (RC4056): MQRCCF_SHORT_TIMER_WRONG_TYPE

Explanation

Short timer parameter not allowed for this channel type.

The *ShortRetryInterval* parameter is only allowed for sender or server channel types.


Programmer response

Remove the parameter.

Parent topic: [Reason codes](#)

 This build: January 26, 2011 12:02:50

[Notices](#) | [Trademarks](#) | [Downloads](#) | [Library](#) | [Support](#) | [Feedback](#)

 Copyright IBM Corporation 1999, 2009. All Rights Reserved.

This topic's URL:

fm18430_

3.1.246. 4057 (0FD9) (RC4057): MQRCCF_LONG_RETRY_WRONG_TYPE

Explanation


Long retry parameter not allowed for this channel type.

The *LongRetryCount* parameter is only allowed for sender or server channel types.

Programmer response

Remove the parameter.

Parent topic: [Reason codes](#)

 This build: January 26, 2011 12:02:50

[Notices](#) | [Trademarks](#) | [Downloads](#) | [Library](#) | [Support](#) | [Feedback](#)

© Copyright IBM Corporation 1999, 2009. All Rights Reserved.

This topic's URL:

fm18440_

3.1.247. 4058 (0FDA) (RC4058): MQRCCF_LONG_TIMER_WRONG_TYPE

Explanation


Long timer parameter not allowed for this channel type.

The *LongRetryInterval* parameter is only allowed for sender or server channel types.

Programmer response

Remove the parameter.

Parent topic: [Reason codes](#)

 This build: January 26, 2011 12:02:50

[Notices](#) | [Trademarks](#) | [Downloads](#) | [Library](#) | [Support](#) | [Feedback](#)

© Copyright IBM Corporation 1999, 2009. All Rights Reserved.

This topic's URL:

fm18450_

3.1.248. 4059 (0FDB) (RC4059): MQRCCF_PUT_AUTH_WRONG_TYPE

Explanation


Put authority parameter not allowed for this channel type.

The *PutAuthority* parameter is only allowed for receiver or requester channel types.

Programmer response

Remove the parameter.

Parent topic: [Reason codes](#)

 This build: January 26, 2011 12:02:50

[Notices](#) | [Trademarks](#) | [Downloads](#) | [Library](#) | [Support](#) | [Feedback](#)

© Copyright IBM Corporation 1999, 2009. All Rights Reserved.

This topic's URL:

fm18460_

3.1.249. 4061 (0FDD) (RC4061): MQRCCF_MISSING_CONN_NAME

Explanation

Connection name parameter required but missing.

The *ConnectionName* parameter is required for sender or requester channel types, but is not present.

Programmer response

Add the parameter.

Parent topic: [Reason codes](#)

 This build: January 26, 2011 12:02:50

[Notices](#) | [Trademarks](#) | [Downloads](#) | [Library](#) | [Support](#) | [Feedback](#)

© Copyright IBM Corporation 1999, 2009. All Rights Reserved.
This topic's URL:
fm18470_

3.1.250. 4062 (0FDE) (RC4062): MQRCCF_CONN_NAME_ERROR

Explanation


Error in connection name parameter.

The *ConnectionName* parameter contains one or more blanks at the start of the name.

Programmer response

Specify a valid connection name.

Parent topic: [Reason codes](#)

 This build: January 26, 2011 12:02:50

[Notices](#) | [Trademarks](#) | [Downloads](#) | [Library](#) | [Support](#) | [Feedback](#)

© Copyright IBM Corporation 1999, 2009. All Rights Reserved.
This topic's URL:
fm18480_

3.1.251. 4063 (0FDF) (RC4063): MQRCCF_MQSET_FAILED


Explanation

MQSET call failed.

Programmer response

Check whether the queue manager is active.

Parent topic: [Reason codes](#)

 This build: January 26, 2011 12:02:50

[Notices](#) | [Trademarks](#) | [Downloads](#) | [Library](#) | [Support](#) | [Feedback](#)

© Copyright IBM Corporation 1999, 2009. All Rights Reserved.
This topic's URL:
fm18490_

3.1.252. 4064 (0FE0) (RC4064): MQRCCF_CHANNEL_NOT_ACTIVE

Explanation


Channel not active.

An attempt was made to stop a channel, but the channel was already stopped.

Programmer response

No action is required.

Parent topic: [Reason codes](#)

 This build: January 26, 2011 12:02:50

[Notices](#) | [Trademarks](#) | [Downloads](#) | [Library](#) | [Support](#) | [Feedback](#)

© Copyright IBM Corporation 1999, 2009. All Rights Reserved.
This topic's URL:
fm18500_

3.1.253. 4065 (0FE1) (RC4065): MQRCCF_TERMINATED_BY_SEC_EXIT

Explanation


Channel terminated by security exit.

A channel security exit terminated the channel.


Programmer response

Check that the channel is attempting to connect to the correct queue manager, and if so that the security exit is specified correctly, and is working correctly, at both ends.

Parent topic: [Reason codes](#)

 This build: January 26, 2011 12:02:50

[Notices](#) | [Trademarks](#) | [Downloads](#) | [Library](#) | [Support](#) | [Feedback](#)

 Copyright IBM Corporation 1999, 2009. All Rights Reserved.

This topic's URL:

fm18510_

3.1.254. 4067 (0FE3) (RC4067): MQRCCF_DYNAMIC_Q_SCOPE_ERROR

Explanation


Dynamic queue scope error.

The *scope* attribute of the queue is to be MQSCO_CELL, but this is not allowed for a dynamic queue.


Programmer response

Predefine the queue if it is to have cell scope.

Parent topic: [Reason codes](#)

 This build: January 26, 2011 12:02:50

[Notices](#) | [Trademarks](#) | [Downloads](#) | [Library](#) | [Support](#) | [Feedback](#)

 Copyright IBM Corporation 1999, 2009. All Rights Reserved.

This topic's URL:

fm18520_

3.1.255. 4068 (0FE4) (RC4068): MQRCCF_CELL_DIR_NOT_AVAILABLE

Explanation


Cell directory is not available.

The *scope* attribute of the queue is to be MQSCO_CELL, but no name service supporting a cell directory has been configured.


Programmer response

Configure the queue manager with a suitable name service.

Parent topic: [Reason codes](#)

 This build: January 26, 2011 12:02:50

[Notices](#) | [Trademarks](#) | [Downloads](#) | [Library](#) | [Support](#) | [Feedback](#)

 Copyright IBM Corporation 1999, 2009. All Rights Reserved.

This topic's URL:

fm18530_

3.1.256. 4069 (0FE5) (RC4069): MQRCCF_MR_COUNT_ERROR

Explanation


Message retry count not valid.

The *MsgRetryCount* value was not valid.

Programmer response

Specify a value in the range 0-999 999 999.

Parent topic: [Reason codes](#)

 This build: January 26, 2011 12:02:50

[Notices](#) | [Trademarks](#) | [Downloads](#) | [Library](#) | [Support](#) | [Feedback](#)

© Copyright IBM Corporation 1999, 2009. All Rights Reserved.

This topic's URL:

fm18540_

3.1.257. 4070 (0FE6) (RC4070): MQRCCF_MR_COUNT_WRONG_TYPE

Explanation


Message-retry count parameter not allowed for this channel type.

The *MsgRetryCount* parameter is allowed only for receiver and requester channels.

Programmer response

Remove the parameter.

Parent topic: [Reason codes](#)

 This build: January 26, 2011 12:02:51

[Notices](#) | [Trademarks](#) | [Downloads](#) | [Library](#) | [Support](#) | [Feedback](#)

© Copyright IBM Corporation 1999, 2009. All Rights Reserved.

This topic's URL:

fm18550_

3.1.258. 4071 (0FE7) (RC4071): MQRCCF_MR_EXIT_NAME_ERROR

Explanation


Channel message-retry exit name error.

The *MsgRetryExit* value contained characters that are not allowed for program names on the platform in question.

Programmer response

Specify a valid name.

Parent topic: [Reason codes](#)

 This build: January 26, 2011 12:02:51

[Notices](#) | [Trademarks](#) | [Downloads](#) | [Library](#) | [Support](#) | [Feedback](#)

© Copyright IBM Corporation 1999, 2009. All Rights Reserved.

This topic's URL:

fm18560_

3.1.259. 4072 (0FE8) (RC4072): MQRCCF_MR_EXIT_NAME_WRONG_TYPE

Explanation


Message-retry exit parameter not allowed for this channel type.

The *MsgRetryExit* parameter is allowed only for receiver and requester channels.

Programmer response

Remove the parameter.

Parent topic: [Reason codes](#)

 This build: January 26, 2011 12:02:51

[Notices](#) | [Trademarks](#) | [Downloads](#) | [Library](#) | [Support](#) | [Feedback](#)

© Copyright IBM Corporation 1999, 2009. All Rights Reserved.

This topic's URL:

fm18570_

3.1.260. 4073 (0FE9) (RC4073): MQRCCF_MR_INTERVAL_ERROR

Explanation


Message retry interval not valid.

The *MsgRetryInterval* value was not valid.

Programmer response

Specify a value in the range 0-999 999 999.

Parent topic: [Reason codes](#)

 This build: January 26, 2011 12:02:51

[Notices](#) | [Trademarks](#) | [Downloads](#) | [Library](#) | [Support](#) | [Feedback](#)

© Copyright IBM Corporation 1999, 2009. All Rights Reserved.

This topic's URL:

fm18580_

3.1.261. 4074 (0FEA) (RC4074): MQRCCF_MR_INTERVAL_WRONG_TYPE

Explanation


Message-retry interval parameter not allowed for this channel type.

The *MsgRetryInterval* parameter is allowed only for receiver and requester channels.

Programmer response

Remove the parameter.

Parent topic: [Reason codes](#)

 This build: January 26, 2011 12:02:51

[Notices](#) | [Trademarks](#) | [Downloads](#) | [Library](#) | [Support](#) | [Feedback](#)

© Copyright IBM Corporation 1999, 2009. All Rights Reserved.

This topic's URL:

fm18590_

3.1.262. 4075 (0FEB) (RC4075): MQRCCF_NPM_SPEED_ERROR

Explanation


Nonpersistent message speed not valid.

The *NonPersistentMsgSpeed* value was not valid.

Programmer response

Specify MQNPMS_NORMAL or MQNPMS_FAST.

Parent topic: [Reason codes](#)

 This build: January 26, 2011 12:02:51

[Notices](#) | [Trademarks](#) | [Downloads](#) | [Library](#) | [Support](#) | [Feedback](#)

© Copyright IBM Corporation 1999, 2009. All Rights Reserved.

This topic's URL:

fm18600_

3.1.263. 4076 (0FEC) (RC4076): MQRCCF_NPM_SPEED_WRONG_TYPE

Explanation


Nonpersistent message speed parameter not allowed for this channel type.

The *NonPersistentMsgSpeed* parameter is allowed only for sender, receiver, server, requester, cluster sender, and cluster receiver channels.

Programmer response

Remove the parameter.

Parent topic: [Reason codes](#)

 This build: January 26, 2011 12:02:51

[Notices](#) | [Trademarks](#) | [Downloads](#) | [Library](#) | [Support](#) | [Feedback](#)

© Copyright IBM Corporation 1999, 2009. All Rights Reserved.

This topic's URL:

fm18610_

3.1.264. 4077 (0FED) (RC4077): MQRCCF_HB_INTERVAL_ERROR

Explanation


Heartbeat interval not valid.

The *HeartbeatInterval* value was not valid.

Programmer response

Specify a value in the range 0-999 999.

Parent topic: [Reason codes](#)

 This build: January 26, 2011 12:02:51

[Notices](#) | [Trademarks](#) | [Downloads](#) | [Library](#) | [Support](#) | [Feedback](#)

© Copyright IBM Corporation 1999, 2009. All Rights Reserved.

This topic's URL:

fm18620_

3.1.265. 4078 (0FEE) (RC4078): MQRCCF_HB_INTERVAL_WRONG_TYPE

Explanation


Heartbeat interval parameter not allowed for this channel type.

The *HeartbeatInterval* parameter is allowed only for receiver and requester channels.

Programmer response

Remove the parameter.

Parent topic: [Reason codes](#)

 This build: January 26, 2011 12:02:51

[Notices](#) | [Trademarks](#) | [Downloads](#) | [Library](#) | [Support](#) | [Feedback](#)

© Copyright IBM Corporation 1999, 2009. All Rights Reserved.

This topic's URL:

fm18630_

3.1.266. 4079 (0FEF) (RC4079): MQRCCF_CHAD_ERROR

Explanation


Channel automatic definition error.

The *ChannelAutoDef* value was not valid.

Programmer response

Specify MQCHAD_ENABLED or MQCHAD_DISABLED.

Parent topic: [Reason codes](#)

 This build: January 26, 2011 12:02:51

[Notices](#) | [Trademarks](#) | [Downloads](#) | [Library](#) | [Support](#) | [Feedback](#)

© Copyright IBM Corporation 1999, 2009. All Rights Reserved.

This topic's URL:

fm18640_

3.1.267. 4080 (0FF0) (RC4080): MQRCCF_CHAD_WRONG_TYPE

Explanation


Channel automatic definition parameter not allowed for this channel type.

The *ChannelAutoDef* parameter is allowed only for receiver and server-connection channels.

Programmer response

Remove the parameter.

Parent topic: [Reason codes](#)

 This build: January 26, 2011 12:02:51

[Notices](#) | [Trademarks](#) | [Downloads](#) | [Library](#) | [Support](#) | [Feedback](#)

© Copyright IBM Corporation 1999, 2009. All Rights Reserved.

This topic's URL:

fm18650_

3.1.268. 4081 (0FF1) (RC4081): MQRCCF_CHAD_EVENT_ERROR

Explanation


Channel automatic definition event error.

The *ChannelAutoDefEvent* value was not valid.


Programmer response

Specify MQEVR_ENABLED or MQEVR_DISABLED.

Parent topic: [Reason codes](#)

 This build: January 26, 2011 12:02:51

[Notices](#) | [Trademarks](#) | [Downloads](#) | [Library](#) | [Support](#) | [Feedback](#)

 Copyright IBM Corporation 1999, 2009. All Rights Reserved.

This topic's URL:

fm18660_

3.1.269. 4082 (OFF2) (RC4082): MQRCCF_CHAD_EVENT_WRONG_TYPE

Explanation


Channel automatic definition event parameter not allowed for this channel type.

The *ChannelAutoDefEvent* parameter is allowed only for receiver and server-connection channels.


Programmer response

Remove the parameter.

Parent topic: [Reason codes](#)

 This build: January 26, 2011 12:02:51

[Notices](#) | [Trademarks](#) | [Downloads](#) | [Library](#) | [Support](#) | [Feedback](#)

 Copyright IBM Corporation 1999, 2009. All Rights Reserved.

This topic's URL:

fm18670_

3.1.270. 4083 (OFF3) (RC4083): MQRCCF_CHAD_EXIT_ERROR

Explanation


Channel automatic definition exit name error.

The *ChannelAutoDefExit* value contained characters that are not allowed for program names on the platform in question.


Programmer response

Specify a valid name.

Parent topic: [Reason codes](#)

 This build: January 26, 2011 12:02:51

[Notices](#) | [Trademarks](#) | [Downloads](#) | [Library](#) | [Support](#) | [Feedback](#)

 Copyright IBM Corporation 1999, 2009. All Rights Reserved.

This topic's URL:

fm18680_

3.1.271. 4084 (OFF4) (RC4084): MQRCCF_CHAD_EXIT_WRONG_TYPE

Explanation


Channel automatic definition exit parameter not allowed for this channel type.

The *ChannelAutoDefExit* parameter is allowed only for receiver and server-connection channels.

Programmer response

Remove the parameter.

Parent topic: [Reason codes](#)

 This build: January 26, 2011 12:02:51

[Notices](#) | [Trademarks](#) | [Downloads](#) | [Library](#) | [Support](#) | [Feedback](#)

© Copyright IBM Corporation 1999, 2009. All Rights Reserved.

This topic's URL:

fm18690_

3.1.272. 4085 (0FF5) (RC4085): MQRCCF_SUPPRESSED_BY_EXIT

Explanation


Action suppressed by exit program.

An attempt was made to define a channel automatically, but this was inhibited by the channel automatic definition exit. The *AuxErrorDataInt1* parameter contains the feedback code from the exit indicating why it inhibited the channel definition.

Programmer response

Examine the value of the *AuxErrorDataInt1* parameter, and take any action that is appropriate.

Parent topic: [Reason codes](#)

 This build: January 26, 2011 12:02:51

[Notices](#) | [Trademarks](#) | [Downloads](#) | [Library](#) | [Support](#) | [Feedback](#)

© Copyright IBM Corporation 1999, 2009. All Rights Reserved.

This topic's URL:

fm18700_

3.1.273. 4086 (0FF6) (RC4086): MQRCCF_BATCH_INT_ERROR

Explanation


Batch interval not valid.

The batch interval specified was not valid.

Programmer response

Specify a valid batch interval value.

Parent topic: [Reason codes](#)

 This build: January 26, 2011 12:02:51

[Notices](#) | [Trademarks](#) | [Downloads](#) | [Library](#) | [Support](#) | [Feedback](#)

© Copyright IBM Corporation 1999, 2009. All Rights Reserved.

This topic's URL:

fm18710_

3.1.274. 4087 (0FF7) (RC4087): MQRCCF_BATCH_INT_WRONG_TYPE

Explanation


Batch interval parameter not allowed for this channel type.

The *BatchInterval* parameter is allowed only for sender and server channels.

Programmer response

Remove the parameter.

Parent topic: [Reason codes](#)

 This build: January 26, 2011 12:02:51

[Notices](#) | [Trademarks](#) | [Downloads](#) | [Library](#) | [Support](#) | [Feedback](#)

© Copyright IBM Corporation 1999, 2009. All Rights Reserved.

This topic's URL:

fm18720_

3.1.275. 4088 (OFF8) (RC4088): MQRCCF_NET_PRIORITY_ERROR


Explanation

Network priority value is not valid.

Programmer response

Specify a valid value.

Parent topic: [Reason codes](#)

 This build: January 26, 2011 12:02:51

[Notices](#) | [Trademarks](#) | [Downloads](#) | [Library](#) | [Support](#) | [Feedback](#)

© Copyright IBM Corporation 1999, 2009. All Rights Reserved.

This topic's URL:

fm18730_

3.1.276. 4089 (OFF9) (RC4089): MQRCCF_NET_PRIORITY_WRONG_TYPE

Explanation


Network priority parameter not allowed for this channel type.

The *NetworkPriority* parameter is allowed for sender and server channels only.

Programmer response

Remove the parameter.

Parent topic: [Reason codes](#)

 This build: January 26, 2011 12:02:51

[Notices](#) | [Trademarks](#) | [Downloads](#) | [Library](#) | [Support](#) | [Feedback](#)

© Copyright IBM Corporation 1999, 2009. All Rights Reserved.

This topic's URL:

fm18740_

3.1.277. 4090 (OFFA) (RC4090): MQRCCF_CHANNEL_CLOSED

Explanation


Channel closed.

The channel was closed prematurely. This can occur because a user stopped the channel while it was running, or a channel exit decided to close the channel.

Programmer response

Determine the reason that the channel was closed prematurely. Restart the channel if required.

Parent topic: [Reason codes](#)

 This build: January 26, 2011 12:02:51

[Notices](#) | [Trademarks](#) | [Downloads](#) | [Library](#) | [Support](#) | [Feedback](#)

© Copyright IBM Corporation 1999, 2009. All Rights Reserved.

This topic's URL:

fm18750_

3.1.278. 4092 (0FFC) (RC4092): MQRCCF_SSL_CIPHER_SPEC_ERROR

Explanation


SSL cipher specification not valid.

The *SSLCipherSpec* specified is not valid.

Programmer response

Specify a valid cipher specification.

Parent topic: [Reason codes](#)

 This build: January 26, 2011 12:02:51

[Notices](#) | [Trademarks](#) | [Downloads](#) | [Library](#) | [Support](#) | [Feedback](#)

© Copyright IBM Corporation 1999, 2009. All Rights Reserved.

This topic's URL:

fm18760_

3.1.279. 4093 (0FFD) (RC4093): MQRCCF_SSL_PEER_NAME_ERROR

Explanation

SSL peer name not valid.

The *SSLPeerName* specified is not valid.

Programmer response

Specify a valid peer name.

Parent topic: [Reason codes](#)

 This build: January 26, 2011 12:02:51

[Notices](#) | [Trademarks](#) | [Downloads](#) | [Library](#) | [Support](#) | [Feedback](#)

© Copyright IBM Corporation 1999, 2009. All Rights Reserved.

This topic's URL:

fm18770_

3.1.280. 4094 (0FFE) (RC4094): MQRCCF_SSL_CLIENT_AUTH_ERROR

Explanation


SSL client authentication not valid.

The *SSLClientAuth* specified is not valid.

Programmer response

Specify a valid client authentication.

Parent topic: [Reason codes](#)

 This build: January 26, 2011 12:02:51

[Notices](#) | [Trademarks](#) | [Downloads](#) | [Library](#) | [Support](#) | [Feedback](#)

© Copyright IBM Corporation 1999, 2009. All Rights Reserved.

This topic's URL:

fm18780_

3.1.281. 4095 (OFFF) (RC4095): MQRCCF_RETAINED_NOT_SUPPORTED

Explanation


Retained messages used on restricted stream.

An attempt has been made to use retained messages on a publish/subscribe stream defined to be restricted to JMS usage. JMS does not support the concept of retained messages and the request is rejected.

Programmer response

Either modify the application not to use retained messages, or modify the broker `JmsStreamPrefix` configuration parameter so that this stream is not treated as a JMS stream.

Parent topic: [Reason codes](#)

 This build: January 26, 2011 12:02:51

[Notices](#) | [Trademarks](#) | [Downloads](#) | [Library](#) | [Support](#) | [Feedback](#)

© Copyright IBM Corporation 1999, 2009. All Rights Reserved.

This topic's URL:

fm18790_

4. Secure Sockets Layer (SSL) return codes

The table in this appendix documents the return codes, in decimal form, from the Secure Sockets Layer (SSL) that can be returned in messages from the distributed queuing component.

If the return code is not listed, or if you want more information, refer to the *IBM Global Security Kit return codes* here:

http://publib.boulder.ibm.com/infocenter/tivihelp/v2r1/topic/com.ibm.itame.doc/am61_messages25.htm#gskitrc.


Table 1. SSL return codes

Return code (decimal)	Explanation
1	Handle is not valid.
3	An internal error has occurred.
4	Insufficient storage is available
5	Handle is in the incorrect state.
6	Key label is not found.
7	No certificates available.
8	Certificate validation error.
9	Cryptographic processing error.
10	ASN processing error.
11	LDAP processing error.
12	An unexpected error has occurred.
102	Error detected while reading key database or SAF key ring.
103	Incorrect key database record format.
106	Incorrect key database password.
109	No certification authority certificates.
201	No key database password supplied.
202	Error detected while opening the key database.


203	Unable to generate temporary key pair
204	Key database password is expired.
302	Connection is active.
401	Certificate is expired or is not valid yet.
402	No SSL cipher specifications.
403	No certificate received from partner.
405	Certificate format is not supported.
406	Error while reading or writing data.
407	Key label does not exist.
408	Key database password is not correct.
410	SSL message format is incorrect.
411	Message authentication code is incorrect.
412	SSL protocol or certificate type is not supported.
413	Certificate signature is incorrect.
414	Certificate is not valid.
415	SSL protocol violation.
416	Permission denied.
417	Self-signed certificate cannot be validated.
420	Socket closed by remote partner.
421	SSL V2 cipher is not valid.
422	SSL V3 cipher is not valid.
427	LDAP is not available.
428	Key entry does not contain a private key.
429	SSL V2 header is not valid.
431	Certificate is revoked.
432	Session renegotiation is not allowed.
433	Key exceeds allowable export size.
434	Certificate key is not compatible with cipher suite.
435	Certification authority is unknown.
436	Certificate revocation list cannot be processed.
437	Connection closed.
438	Internal error reported by remote partner.
439	Unknown alert received from remote partner.
501	Buffer size is not valid.
502	Socket request would block.
503	Socket read request would block.
504	Socket write request would block.
505	Record overflow.
601	Protocol is not SSL V3 or TLS V1.
602	Function identifier is not valid.
701	Attribute identifier is not valid.
702	The attribute has a negative length, which is invalid.
703	The enumeration value is invalid for the specified enumeration type.
704	Invalid parameter list for replacing the SID cache routines.
705	The value is not a valid number.
706	Conflicting parameters were set for additional certificate validation
707	The AES cryptographic algorithm is not supported.
708	The PEERID does not have the correct length.
1501	GSK_SC_OK
1502	GSK_SC_CANCEL
1601	The trace started successfully.
1602	The trace stopped successfully.
1603	No trace file was previously started so it cannot be stopped.
1604	

	Trace file already started so it cannot be started again.
1605	Trace file cannot be opened. The first parameter of gsk_start_trace() must be a valid full pathfilename.

Parent topic: [Messages](#)

 This build: January 26, 2011 12:02:51

[Notices](#) | [Trademarks](#) | [Downloads](#) | [Library](#) | [Support](#) | [Feedback](#)

 Copyright IBM Corporation 1999, 2009. All Rights Reserved.

This topic's URL:

fm18810_