

MQSeries® for Windows NT® V5R1



Using the Component Object Model Interface

MQSeries® for Windows NT® V5R1



Using the Component Object Model Interface

Note!

Before using this information and the product it supports, be sure to read the general information under Appendix B, "Notices" on page 151.

Second edition (April 1999)

This edition applies to MQSeries for Windows NT V5.1 and to any subsequent releases and modifications until otherwise indicated in new editions.

© **Copyright International Business Machines Corporation 1997,1999. All rights reserved.**

US Government Users Restricted Rights – Use, duplication or disclosure restricted by GSA ADP Schedule Contract with IBM Corp.

Contents

About this book	v
Who this book is for	v
MQSeries publications	vi
MQSeries cross-platform publications	vi
MQSeries platform-specific publications	ix
MQSeries Level 1 product publications	x
Softcopy books	x
MQSeries information available on the Internet	xii
Where to find more information about ActiveX	xii
 Summary of changes	 xiii
Changes for this edition	xiii
 Chapter 1. Introduction	 1
MQSeries Automation Classes for ActiveX overview	1
 Chapter 2. Designing and programming using MQSeries Automation Classes for ActiveX	 3
Designing MQAX applications that access non-ActiveX applications	3
Programming hints and tips	4
Using data conversion	6
Threading	8
Error handling	8
 Chapter 3. MQSeries Automation Classes for ActiveX reference	 11
MQSeries Automation Classes for ActiveX interface	11
About MQSeries Automation Classes for ActiveX classes	11
MQSession Class	13
MQueueManager class	17
MQueue class	32
MMessage class	52
MQueuePutMessageOptions class	81
MQueueGetMessageOptions class	84
MQueueDistributionList class	87
MQueueDistributionListItem class	92
 Chapter 4. Troubleshooting	 99
Code level tool	99
Using trace	100
When your MQSeries Automation Classes for ActiveX script fails	107
Reason codes	108
 Chapter 5. ActiveX interface to the MQAI	 113
The MQBag class	113
MQBag properties	114
Error handling	120

Chapter 6. Using the Active Directory Service Interfaces (ADSI)	123
Prerequisites	123
Troubleshooting	124
The MQSeries namespace and object hierarchy	124
Accessing IBM MQSeries objects using COM or URL addresses	126
Accessing IBM MQSeries objects using enumeration	128
Configuring IBM MQSeries Active Directory objects	130
Object descriptions	131
 Appendix A. About the MQSeries Automation Classes for ActiveX Starter samples	143
What is demonstrated in the samples	143
Running the ActiveX Starter samples	144
 Appendix B. Notices	151
 Glossary of terms and abbreviations	153
 Index	159

Figures

1. Supplied MQSeries constants for encoding	6
2. ADSI and interoperability	123
3. MQSeries object hierarchy	125

About this book

This book describes the IBM MQSeries Automation Classes for ActiveX®, the MQSeries Administration Interface (MQAI), and the Active Directory Services Interfaces (ADSI).

Information in this book includes:

- Guidance on how to design and program your applications using the MQSeries ActiveX components
- Where to find more information about MQSeries, Windows NT, and ActiveX components
- A description of each of the automation classes, the ActiveX interface to the MQSeries Administration interface, and the support provided by MQSeries for the Microsoft Active Directory Service Interfaces (ADSI)
- How to resolve problems, using trace and reason codes
- A full reference section on the ActiveX classes and their use
- A reference section on the ActiveX class 'MQBag' and its use
- Guidance on how to use the Active Directory Service Interfaces (ADSI)
- Code samples and how you can use them in your own applications

Who this book is for

This book is for designers and programmers wanting to use the MQSeries component interfaces to develop MQSeries applications that run under Windows NT applications, using ActiveX components.

This book is for you if:

- You are an experienced application developer who may or may not be experienced in using ActiveX components
- You have some experience or knowledge of MQSeries

If you are not very familiar with the Message Queue Interface (MQI), you will find it useful to have a copy of the *MQSeries Application Programming Reference*. Also, for the MQBag class, see *MQSeries Administration Interface Programming Guide and Reference*.

MQSeries publications

This section describes the documentation available for all current MQSeries products.

MQSeries cross-platform publications

Most of these publications, which are sometimes referred to as the MQSeries “family” books, apply to all MQSeries Level 2 products. The latest MQSeries Level 2 products are:

- MQSeries for AIX® V5.1
- MQSeries for AS/400® V4.2.1
- MQSeries for AT&T GIS UNIX V2.2
- MQSeries for Digital OpenVMS V2.2
- MQSeries for HP-UX V5.1
- MQSeries for OS/2 Warp® V5.1
- MQSeries for OS/390® V2.1
- MQSeries for SINIX and DC/OSx V2.2
- MQSeries for Sun Solaris V5.1
- MQSeries for Tandem NonStop Kernel V2.2
- MQSeries for VSE/ESA V2.1
- MQSeries for Windows V2.0
- MQSeries for Windows V2.1
- MQSeries for Windows NT V5.1

Any exceptions to this general rule are indicated. (Publications that support the MQSeries Level 1 products are listed in “MQSeries Level 1 product publications” on page x. For a functional comparison of the Level 1 and Level 2 MQSeries products, see the *MQSeries Planning Guide*.)

MQSeries Brochure

The *MQSeries Brochure*, G511-1908, gives a brief introduction to the benefits of MQSeries. It is intended to support the purchasing decision, and describes some authentic customer use of MQSeries.

MQSeries: An Introduction to Messaging and Queuing

MQSeries: An Introduction to Messaging and Queuing, GC33-0805, describes briefly what MQSeries is, how it works, and how it can solve some classic interoperability problems. This book is intended for a more technical audience than the *MQSeries Brochure*.

MQSeries Planning Guide

The *MQSeries Planning Guide*, GC33-1349, describes some key MQSeries concepts, identifies items that need to be considered before MQSeries is installed, including storage requirements, backup and recovery, security, and migration from earlier releases, and specifies hardware and software requirements for every MQSeries platform.

MQSeries Intercommunication

The *MQSeries Intercommunication* book, SC33-1872, defines the concepts of distributed queuing and explains how to set up a distributed queuing network in a variety of MQSeries environments. In particular, it demonstrates how to (1) configure communications to and from a representative sample of MQSeries products, (2) create required MQSeries objects, and (3) create and configure MQSeries channels. The use of channel exits is also described.

MQSeries Clients

The *MQSeries Clients* book, GC33-1632, describes how to install, configure, use, and manage MQSeries client systems.

MQSeries System Administration

The *MQSeries System Administration* book, SC33-1873, supports day-to-day management of local and remote MQSeries objects. It includes topics such as security, recovery and restart, transactional support, problem determination, and the dead-letter queue handler. It also includes the syntax of the MQSeries control commands.

This book applies to the following MQSeries products only:

- MQSeries for AIX V5.1
- MQSeries for HP-UX V5.1
- MQSeries for OS/2 Warp V5.1
- MQSeries for Sun Solaris V5.1
- MQSeries for Windows NT V5.1

MQSeries Command Reference

The *MQSeries Command Reference*, SC33-1369, contains the syntax of the MQSC commands, which are used by MQSeries system operators and administrators to manage MQSeries objects.

MQSeries Programmable System Management

The *MQSeries Programmable System Management* book, SC33-1482, provides both reference and guidance information for users of MQSeries events, Programmable Command Format (PCF) messages, and installable services.

MQSeries Messages

The *MQSeries Messages* book, GC33-1876, which describes “AMQ” messages issued by MQSeries, applies to these MQSeries products only:

- MQSeries for AIX V5.1
- MQSeries for HP-UX V5.1
- MQSeries for OS/2 Warp V5.1
- MQSeries for Sun Solaris V5.1
- MQSeries for Windows NT V5.1
- MQSeries for Windows V2.0
- MQSeries for Windows V2.1

This book is available in softcopy only.

MQSeries Application Programming Guide

The *MQSeries Application Programming Guide*, SC33-0807, provides guidance information for users of the message queue interface (MQI). It describes how to design, write, and build an MQSeries application. It also includes full descriptions of the sample programs supplied with MQSeries.

MQSeries Application Programming Reference

The *MQSeries Application Programming Reference*, SC33-1673, provides comprehensive reference information for users of the MQI. It includes: data-type descriptions; MQI call syntax; attributes of MQSeries objects; return codes; constants; and code-page conversion tables.

MQSeries Application Programming Reference Summary

The *MQSeries Application Programming Reference Summary*, SX33-6095, summarizes the information in the *MQSeries Application Programming Reference* manual.

MQSeries Using C++

MQSeries Using C++, SC33-1877, provides both guidance and reference information for users of the MQSeries C++ programming-language binding to the MQI. MQSeries C++ is supported by these MQSeries products:

- MQSeries for AIX V5.1
- MQSeries for AS/400 V4R2M1
- MQSeries for HP-UX V5.1
- MQSeries for OS/2 Warp V5.1
- MQSeries for OS/390 V2.1
- MQSeries for Sun Solaris V5.1
- MQSeries for Windows NT V5.1

MQSeries C++ is also supported by MQSeries clients supplied with these products and installed in the following environments:

- AIX
- HP-UX
- OS/2
- Sun Solaris
- Windows NT
- Windows 3.1
- Windows 95 and Windows 98

MQSeries Using Java

MQSeries Using Java, SC34-5456, provides both guidance and reference information for users of the MQSeries Bindings for Java and the MQSeries Client for Java. MQSeries classes for Java are supported by these MQSeries products:

- MQSeries for AIX V5.1
- MQSeries for HP-UX V5.1
- MQSeries for OS/2 Warp V5.1
- MQSeries for Sun Solaris V5.1
- MQSeries for Windows NT V5.1

MQSeries Administration Interface Programming Guide and Reference

The *MQSeries Administration Interface Programming Guide and Reference*, SC34-5390, provides information for users of the MQAI. The MQAI is a programming interface that simplifies the way in which applications manipulate Programmable Command Format (PCF) messages and their associated data structures.

This book applies to the following MQSeries products only:

MQSeries for AIX V5.1
MQSeries for HP-UX V5.1
MQSeries for OS/2 Warp V5.1
MQSeries for Sun Solaris V5.1
MQSeries for Windows NT V5.1

MQSeries Queue Manager Clusters

MQSeries Queue Manager Clusters, SC34-5349, describes MQSeries clustering. It explains the concepts and terminology and shows how you can benefit by taking advantage of clustering. It details changes to the MQI, and summarizes the syntax of new and changed MQSeries commands. It shows a number of examples of tasks you can perform to set up and maintain clusters of queue managers.

This book applies to the following MQSeries products only:

MQSeries for AIX V5.1

MQSeries for HP-UX V5.1
 MQSeries for OS/2 Warp V5.1
 MQSeries for OS/390 V2.1
 MQSeries for Sun Solaris V5.1
 MQSeries for Windows NT V5.1

MQSeries platform-specific publications

Each MQSeries product is documented in at least one platform-specific publication, in addition to the MQSeries family books.

MQSeries for AIX

MQSeries for AIX Version 5 Release 1 Quick Beginnings, GC33-1867

MQSeries for AS/400

MQSeries for AS/400 Version 4 Release 2.1 Administration Guide, GC33-1956

MQSeries for AS/400 Version 4 Release 2 Application Programming Reference (RPG), SC33-1957

MQSeries for AT&T GIS UNIX

MQSeries for AT&T GIS UNIX Version 2 Release 2 System Management Guide, SC33-1642

MQSeries for Digital OpenVMS

MQSeries for Digital OpenVMS Version 2 Release 2 System Management Guide, GC33-1791

MQSeries for Digital UNIX

MQSeries for Digital UNIX Version 2 Release 2.1 System Management Guide, GC34-5483

MQSeries for HP-UX

MQSeries for HP-UX Version 5 Release 1 Quick Beginnings, GC33-1869

MQSeries for OS/2 Warp

MQSeries for OS/2 Warp Version 5 Release 1 Quick Beginnings, GC33-1868

MQSeries for OS/390

MQSeries for OS/390 Version 2 Release 1 Licensed Program Specifications, GC34-5377

MQSeries for OS/390 Version 2 Release 1 Program Directory

MQSeries for OS/390 Version 2 Release 1 System Management Guide, SC34-5374

MQSeries for OS/390 Version 2 Release 1 Messages and Codes, GC34-5375

MQSeries for OS/390 Version 2 Release 1 Problem Determination Guide, GC34-5376

MQSeries link for R/3

MQSeries link for R/3 Version 1 Release 2 User's Guide, GC33-1934

MQSeries for SINIX and DC/OSx

MQSeries for SINIX and DC/OSx Version 2 Release 2 System Management Guide, GC33-1768

MQSeries publications

MQSeries for Sun Solaris

MQSeries for Sun Solaris Version 5 Release 1 Quick Beginnings, GC33-1870

MQSeries for Tandem NonStop Kernel

MQSeries for Tandem NonStop Kernel Version 2 Release 2 System Management Guide, GC33-1893

MQSeries for VSE/ESA

MQSeries for VSE/ESA Version 2 Release 1 Licensed Program Specifications, GC34-5365

MQSeries for VSE/ESA Version 2 Release 1 System Management Guide, GC34-5364

MQSeries for Windows

MQSeries for Windows Version 2 Release 0 User's Guide, GC33-1822

MQSeries for Windows Version 2 Release 1 User's Guide, GC33-1965

MQSeries for Windows NT

MQSeries for Windows NT Version 5 Release 1 Quick Beginnings, GC34-5389

MQSeries for Windows NT Using the Component Object Model Interface, SC34-5387

MQSeries LotusScript Extension, SC34-5404

MQSeries Level 1 product publications

For information about the MQSeries Level 1 products, see the following publications:

MQSeries: Concepts and Architecture, GC33-1141

MQSeries Version 1 Products for UNIX Operating Systems Messages and Codes, SC33-1754

MQSeries for UnixWare Version 1 Release 4.1 User's Guide, SC33-1379

Softcopy books

Most of the MQSeries books are supplied in both hardcopy and softcopy formats.

BookManager format

The MQSeries library is supplied in IBM BookManager format on a variety of online library collection kits, including the *Transaction Processing and Data* collection kit, SK2T-0730. You can view the softcopy books in IBM BookManager format using the following IBM licensed programs:

BookManager READ/2

BookManager READ/6000

BookManager READ/DOS

BookManager READ/MVS

BookManager READ/VM

BookManager READ for Windows

HTML format

Relevant MQSeries documentation is provided in HTML format with these MQSeries products:

- MQSeries for AIX V5.1
- MQSeries for HP-UX V5.1
- MQSeries for OS/2 Warp V5.1
- MQSeries for Sun Solaris V5.1
- MQSeries for Windows NT V5.1 (compiled HTML)
- MQSeries link for R/3 V1.2

The MQSeries books are also available in HTML format from the MQSeries product family Web site at:

<http://www.software.ibm.com/ts/mqseries/>

Portable Document Format (PDF)

PDF files can be viewed and printed using the Adobe Acrobat Reader.

If you need to obtain the Adobe Acrobat Reader, or would like up-to-date information about the platforms on which the Acrobat Reader is supported, visit the Adobe Systems Inc. Web site at:

<http://www.adobe.com/>

PDF versions of relevant MQSeries books are supplied with these MQSeries products:

- MQSeries for AIX V5.1
- MQSeries for HP-UX V5.1
- MQSeries for OS/2 Warp V5.1
- MQSeries for Sun Solaris V5.1
- MQSeries for Windows NT V5.1
- MQSeries link for R/3 V1.2

PDF versions of all current MQSeries books are also available from the MQSeries product family Web site at:

<http://www.software.ibm.com/ts/mqseries/>

PostScript format

The MQSeries library is provided in PostScript (.PS) format with many MQSeries Version 2 products. Books in PostScript format can be printed on a PostScript printer or viewed with a suitable viewer.

Windows Help format

The *MQSeries for Windows User's Guide* is provided in Windows Help format with MQSeries for Windows Version 2.0 and MQSeries for Windows Version 2.1.

MQSeries information available on the Internet

MQSeries Web site

The MQSeries product family Web site is at:

<http://www.software.ibm.com/ts/mqseries/>

By following links from this Web site you can:

- Obtain latest information about the MQSeries product family.
- Access the MQSeries books in HTML and PDF formats.
- Download MQSeries SupportPacs.

Where to find more information about ActiveX

Microsoft provides documentation for ActiveX on the World Wide Web at

<http://www.microsoft.com/>

There are many books on the subject, including *Understanding ActiveX and OLE* produced by Microsoft Press.

Summary of changes

Throughout the book, changes to the previous edition are marked with vertical bars in the left-hand margin.

Changes for this edition

Where information has become outdated it has been removed or revised.

In Chapter 2 there is more detail about the MQSeries constants. In Chapter 3 property and method syntax has been corrected. In Chapter 4 new trace files have replaced those in the first edition and the table of Reason codes has been made complete. In Appendix A procedural instructions have been made more accurate.

Changes

Chapter 1. Introduction

This chapter gives an overview of the MQSeries Automation Classes for ActiveX, the Component Object Model (COM) interface, and ActiveX scripting. The supported MQSeries environment is also described.

MQSeries Automation Classes for ActiveX overview

The MQSeries Automation Classes for ActiveX (MQAX) are ActiveX components that provide classes that you can use in your application to access MQSeries. It requires an MQSeries environment and a corresponding MQSeries application with which to communicate.

It gives your ActiveX application the ability to run transactions and access data on any of your enterprise systems that you can access through MQSeries.

MQSeries Automation Classes for ActiveX:

- Give you access to all the functions and features of the MQSeries API, permitting full interconnectivity to other MQSeries platforms.
- Conform to the normal conventions expected of an ActiveX component.
- Conform to the MQSeries object model, also available for C++, Java, and LotusScript.

MQAX starter samples are provided. You are recommended to use these initially to check that your installation of the MQAX is successful and that you have the basic MQSeries environment in place. The samples also demonstrate how MQAX can be used.

COM and ActiveX scripting

The Component Object Model (COM) is an object-based programming model defined by Microsoft. It specifies how software components can be provided in a way that allows them to locate and communicate with each other irrespective of the computer language in which they are written or their location.

ActiveX is a set of technologies, based on COM, that integrates application development, reusable components, and Internet technologies on the Microsoft Windows platforms. ActiveX components provide interfaces that can be accessed dynamically by applications. An ActiveX scripting client is an application, for example a compiler, that can build or execute a program or script that uses the interfaces provided by ActiveX (or COM) components.

MQSeries environment support

MQSeries Automation Classes for ActiveX can only be used with **32-bit** ActiveX scripting clients.

To run the MQAX in an MQSeries server environment you must have Windows NT 5.1 installed on your system.

To run the MQAX in an MQSeries client environment you need at least one of the following installed on your system:

- MQSeries client on Windows NT
- MQSeries client on Windows 95 or Windows 98

The MQSeries client requires access to at least one MQSeries server. When both the MQSeries server and client are installed on your system MQAX applications will always run against the server. The ActiveX interface to the MQAI and Active Directory Services is only available in MQSeries server environments.

Chapter 2. Designing and programming using MQSeries Automation Classes for ActiveX

This chapter includes:

- Designing MQAX applications that access non-ActiveX applications.
- “Programming hints and tips” on page 4
- “Using data conversion” on page 6
- “Threading” on page 8
- “Error handling” on page 8

Designing MQAX applications that access non-ActiveX applications

The MQSeries Automation Classes provide full access to all the functions of the MQSeries API, so you can benefit from all the advantages that using MQSeries can bring to your Windows application. The overall design of your application will be the same as for any MQSeries application, so you should first consider all of the design aspects described in the *MQSeries Application Programming Guide*.

To use the MQSeries Automation Classes, you code the Windows programs in your application using a language that supports the creation and use of COM objects; for example, Visual Basic, Java, and other ActiveX scripting clients. The classes can then be easily integrated into your application because the MQSeries objects you need can be coded using the native syntax of the implementation language.

Using MQSeries Automation Classes for ActiveX

When designing an ActiveX application that uses MQSeries Automation Classes for ActiveX, the most important item of information is the message that is sent or received from the remote MQSeries system. Therefore you must know the format of the items that are inserted into the message. For an MQAX script to work, both it and the MQSeries application that picks up or sends the message must know the message structure.

If you are sending a message with an MQAX application and you want to perform data conversion at the MQAX end, you must also know:

- The code page used by the remote system
- The encoding used by the remote system

To help you keep your code portable it is always good practice to set the code page and encoding, even if these are currently the same in both the sending and receiving systems.

When considering how to structure the implementation of the system you design, remember that your MQAX scripts run on the same machine as the one on which you have either the MQSeries queue manager or the MQSeries client installed.

Programming hints and tips

The following hints and tips are in no significant order. They are subjects that, if relevant to the work you are doing, might save you time.

Message Descriptor properties

Where an MQSeries application is the originator of a message and MQSeries generates the

- AccountingToken
- CorrelationId
- GroupId
- MessageId

you are recommended to use the AccountingTokenHex, CorrelationIdHex, GroupIdHex, and MessageIdHex properties if you want to look at their values, or manipulate them in any way - including passing them back in a message to MQSeries. The reason for this is that MQSeries generated values are strings of bytes that have any value from 0 through 255 inclusive, they are not strings of printable characters.

Where your MQAX script is the originator of a message and you generate the

- AccountingToken
- CorrelationId
- GroupId
- MessageId

you can use either the AccountingToken, CorrelationId, GroupId, or MessageId properties or their Hex equivalents.

MQSeries constants

MQSeries constants are provided as members of the enum MQ in library MQAX200.

MQSeries string constants

MQSeries string constants are not available when using MQSeries Automation Classes for ActiveX. You must use the explicit character string for those shown below and any others you may need:

MQFMT_NONE	" "
MQFMT_ADMIN	"MQADMIN "
MQFMT_CHANNEL_COMPLETED	"MQCHCOM "
MQFMT_CICS	"MQCICS "
MQFMT_COMMAND_1	"MQCMD1 "
MQFMT_COMMAND_2	"MQCMD2 "
MQFMT_DEAD_LETTER_HEADER	"MQDEAD "
MQFMT_DIST_HEADER	"MQHDIST "
MQFMT_EVENT	"MQEVENT "
MQFMT_IMS	"MQIMS "
MQFMT_IMS_VAR_STRNG	"MQIMSVS "
MQFMT_MD_EXTENSION	"MQHMDE "
MQFMT_PCF	"MQPCF "
MQFMT_REF_MSG_HEADER	"MQHREF "
MQFMT_RF_HEADER	"MQHRF "
MQFMT_STRING	"MQSTR "
MQFMT_TRIGGER	"MQTRIG "
MQFMT_WORK_INFO_HEADER	"MQHWIH "
MQFMT_XMIT_Q_HEADER	"MQXMIT "

Null string constants

The MQSeries constants, used for the initialization of four MQMessage properties, MQMI_NONE (24 NULL characters), MQCI_NONE (24 NULL characters), MQGI_NONE (24 NULL characters), and MQACT_NONE (32 NULL characters), are not supported by MQSeries Automation Classes for ActiveX. Setting them to empty strings has the same effect.

For example, to set the various ids of an MQMessage to these values:

```
mymessage.MessageId = ""
mymessage.CorrelationId = ""
mymessage.AccountingToken = ""
```

Receiving a message from MQSeries

There are several ways of receiving a message from MQSeries:

- Polling by issuing a GET followed by a Wait, using the Visual Basic TIMER function.
- Issuing a GET with the Wait option; you specify the wait duration by setting the WaitInterval property. This is recommended when, even though you set your system up to run in multithreaded environment, the software running at the time may run only singlethreaded. This avoids your system locking up indefinitely.

Other threads operate unaffected. However, if your other threads require access to MQSeries, they require a second connection to MQSeries using additional MQAX queue manager and queue objects.

Issuing a GET with the Wait option and setting the WaitInterval to MQWI_UNLIMITED causes your system to lock up until the GET call completes, if the process is singlethreaded.

Using data conversion

Two forms of data conversion are supported by MQSeries Automation Classes for ActiveX.

Numeric encoding

If you set the MQMessage Encoding property, the following methods convert between different numeric encoding systems:

- ReadDecimal2 method
- ReadDecimal4 method
- ReadDouble method
- ReadDouble4 method
- ReadFloat method
- ReadInt2 method
- ReadInt4 method
- ReadLong method
- ReadShort method
- ReadUInt2 method
- WriteDecimal2 method
- WriteDecimal4 method
- WriteDouble method
- WriteDouble4 method
- WriteFloat method
- WriteInt2 method
- WriteInt4 method
- WriteLong method
- WriteShort method
- WriteUInt2 method

The Encoding property can be set and interpreted using the supplied MQSeries constants.

Figure 1 shows an example of these:

```
/* Encodings for Binary Integers */
MQENC_INTEGER_UNDEFINED
MQENC_INTEGER_NORMAL
MQENC_INTEGER_REVERSED

/* Encodings for Decimals */
MQENC_DECIMAL_UNDEFINED
MQENC_DECIMAL_NORMAL
MQENC_DECIMAL_REVERSED

/* Encodings for Floating-Point Numbers */
MQENC_FLOAT_UNDEFINED
MQENC_FLOAT_IEEE_NORMAL
MQENC_FLOAT_IEEE_REVERSED
MQENC_FLOAT_S390
```

Figure 1. Supplied MQSeries constants for encoding

For example, to send an integer from an Intel system to a System/390 operating system in System/390 encoding:

```

Dim msg As New MQMessage 'Define an MQSeries message for our use..
Print msg.Encoding 'Currently 546 (or X'222')
                                'Set the encoding property
                                to 785 (or X'311')
msg.Encoding = MQENC_INTEGER_NORMAL OR MQENC_DECIMAL_NORMAL
                                OR MQENC_FLOAT_S390
Print msg.Encoding 'Print it to see the change
Dim local_num As long 'Define a long integer
local_num = 1234 'Set it
msg.WriteLong(local_num) 'Write the number into the message

```

Character set conversion

Character set conversion is necessary when you send a message from one system to another system where the code pages are different. Code page conversion is used by:

- ReadString method
- ReadNullTerminatedString method
- WriteString method
- WriteNullTerminatedString method
- MessageData Property

You must set the MQMessage CharacterSet property to a supported character set value (CCSID).

MQSeries Automation Classes for ActiveX uses conversion tables to perform character set conversion.

For example, to convert strings automatically to code page 437:

```

Dim msg As New MQMessage 'Define an MQSeries message
msg.CharacterSet = 437 'Set code page required
msg.WriteString "A character string" 'Put character string in message

```

The WriteString method receives the string data ("A character string" in the example above) as a Unicode string. It then converts this data from Unicode into code page 437 using the conversion table 34B001B5.TBL.

Characters in the Unicode string that are not supported by code page 437 are given the standard substitution character from code page 437.

In a similar manner, when you use the ReadString method, the incoming message has a character set established by the MQSeries Message Descriptor (MQMD) value and there is a conversion from this code page into Unicode before it is passed back to your scripting language.

You can get error messages such as MQRC_NOT_CONVERTED if you specify an invalid character set or one for which you do not have the translation table.

Threading

MQSeries Automation Classes for ActiveX implement a free-threading model where objects can be used between threads.

While MQAX permits the use of MQQueue and MQQueueManager objects, MQSeries does not currently permit the sharing of handles between different threads.

Attempts to use these on another thread result in an error and MQSeries returns a return code of MQRC_HCONN_ERROR.

Note: There is only one MQSession object per process. Using the MQSession CompletionCode and ReasonCode is not recommended in multithreaded environments. The MQSession error values may be overwritten by a second thread between an error being raised and checked on the first thread. Threads are serialized for the duration of each method call or property access. So, issuing a Get with the Wait option will cause other threads accessing MQAX objects to be suspended until the operation completes.

Error handling

Each MQAX object includes properties to hold error information and a method to reset or clear them. The properties are:

- CompletionCode
- ReasonCode
- ReasonName

The method is:

- ClearErrorCodes

How error handling works

Your MQAX script or application invokes an MQAX object's method, or accesses or updates a property of the MQAX object:

1. The ReasonCode and CompletionCode in the object concerned are updated.
2. The ReasonCode and CompletionCode in the MQSession object are also updated with the same information.

Note: See "Threading" for restrictions on the use of MQSession error codes in threaded applications.

If the CompletionCode is greater than or equal to the ExceptionThreshold property of MQSession, MQAX throws an exception (number 32000). Use this within your script using the On Error (or equivalent) statement to process it.

3. Use the Error function to retrieve the associated error string, which will have the form:

MQAX: CompletionCode=xxx, ReasonCode=xxx, ReasonName=xxx

For more information on how to use the On Error statements, see the documentation for your ActiveX scripting language.

Using the `CompletionCode` and `ReasonCode` in the `MQSession` object is very convenient for simple error handlers.

`ReasonName` property returns the `MQSeries` symbolic name for the current value of the `ReasonCode`.

Raising exceptions

The following rules describe how raising exceptions are handled:

- Whenever a property or method sets the completion code to a value greater than or equal to the exception threshold (usually set to 2) an exception is raised.
- All method calls and property sets set the completion code.

Getting a property

This is a special case because the `CompletionCode` and `ReasonCode` are not always updated:

- If a property get succeeds, the object and `MQSession` object `ReasonCode` and `CompletionCode` remain unchanged.
- If a property get fails with a `CompletionCode` of warning, the `ReasonCode` and `CompletionCode` remain unchanged.
- If a property get fails with a `CompletionCode` of error, the `ReasonCode` and `CompletionCode` are updated to reflect the true values, and error processing proceeds as described.

The `MQSession` class has a method *`ReasonCodeName`* which may be used to replace an `MQSeries` reason code with a symbolic name. This is especially useful while developing programs where unexpected errors may occur. However, the name is not ideal for presentation to end users.

Each class also has a property *`ReasonName`*, that returns the symbolic name of the current reason code for that class.

Chapter 3. MQSeries Automation Classes for ActiveX reference

This chapter describes the classes of the MQSeries Automation Classes for ActiveX (MQAX), developed for ActiveX. The classes enable you to write ActiveX applications that can access other applications running in your non-ActiveX environments, using MQSeries.

MQSeries Automation Classes for ActiveX interface

The ActiveX automation classes consist of the following:

- “MQSession Class” on page 13
- “MQQueueManager class” on page 17
- “MQQueue class” on page 32
- “MQMessage class” on page 52
- “MQPutMessageOptions class” on page 81
- “MQGetMessageOptions class” on page 84
- “MQDistributionList class” on page 87
- “MQDistributionListItem class” on page 92

In addition MQSeries Automation Classes for ActiveX provides predefined numeric ActiveX constants (such as MQMT_REQUEST) needed to use the classes. These are provided in the enum MQ in library MQAX200. The constants are a subset of those defined in the MQSeries C header files (cmqc*.h) with some additional MQSeries Automation Classes for ActiveX Reason codes.

About MQSeries Automation Classes for ActiveX classes

This information should be read in conjunction with the *MQSeries Application Programming Reference* manual.

The MQSession class provides a root object that contains the status of the last action performed on any of the MQAX objects. See “Error handling” on page 8 for more information.

The MQQueueManager and MQQueue classes provide access to the underlying MQSeries objects. Methods or property accesses for these classes in general result in calls being made across the MQSeries MQI.

The MQMessage, MQPutMessageOptions, and MQGetMessageOptions classes encapsulate the MQMD, MQPMO, and MQGMO data structures respectively, and are used to help you send messages to queues and retrieve messages from them.

The MQDistributionList class encapsulates a collection of queues - local, remote, or alias for output. The MQDistributionListItem class encapsulates the MQOR, MQRR, and MQPMR structures and associates them with an owning distribution list.

These classes can be found in the MQAX200 library.

Parameter passing

Parameters on method invocations are all passed by value, except where that parameter is an object, in which case it is a reference that is passed.

The class definitions provided list the Data Type for each parameter or property. For many ActiveX clients, such as Visual Basic, if the variable used is not of the required type, the value is automatically converted to or from the required type - providing such a conversion is possible. This follows standard rules of the client; MQAX provides no such conversion.

Many of the methods take fixed-length string parameters, or return a fixed-length character string. The conversion rules are as follows:

- If the user supplies a fixed-length string of the wrong length, as an input parameter or as a return value, the value is truncated or padded with trailing spaces as required.
- If the user supplies a variable-length string of the wrong length as an input parameter, the value is truncated or padded with trailing spaces.
- If the user supplies a variable-length string of the wrong length as a return value, the string is adjusted to the required length (because returning a value destroys the previous value in the string anyway).
- Strings provided as input parameters may contain embedded Nulls.

Object access methods

These methods do not relate directly to any single MQSeries call. Each of these methods creates an object in which reference information is then held, followed by connecting to or opening an MQSeries object:

When a connection is made to a queue manager, it holds the 'connection handle' generated by MQSeries.

When a queue is opened, it holds the 'object handle' generated by MQSeries.

These MQSeries attributes are explained in the *MQSeries Application Programming Reference* manual. They are not directly available to the MQAX program.

Errors

Syntactic errors on parameter passing may be detected at compile time and run time by the ActiveX client. Errors can be trapped using On Error in Visual Basic.

The MQSeries ActiveX classes all contain two special read-only properties - ReasonCode and CompletionCode. These can be read at any time.

An attempt to access any other property, or to issue any method call could potentially generate an error from MQSeries.

If a property set or method invocation succeeds, the owning object's ReasonCode and CompletionCode fields are set to MQRC_NONE and MQCC_OK respectively.

If the property access or method invocation does not succeed, reason and completion codes are set in these fields.

MQSession Class

This is the root class for MQSeries Automation Classes for ActiveX.

There is always only one MQSession object per ActiveX client process.

An attempt to create a second object creates a second reference to the original object.

Creation

New creates a new MQSession object.

Syntax

Dim *mqsess* **As New** MQSession

Set *mqsess* = **New** MQSession

Properties

- CompletionCode property
- ExceptionThreshold property
- ReasonCode property
- ReasonName property

Methods

- AccessGetMessageOptions method
- AccessMessage method
- AccessPutMessageOptions method
- AccessQueueManager method
- ClearErrorCodes method
- ReasonCodeName method

CompletionCode property

Read-only. Returns the MQSeries completion code set by the most recent method or property set issued against any MQSeries object.

It is reset to MQCC_OK when a method or a property set is invoked successfully against any MQAX object.

An error event handler can inspect this property to diagnose the error, without having to know which object was involved.

Using the CompletionCode and ReasonCode in the MQSession object is very convenient for simple error handlers.

Note: See “Threading” on page 8 for restrictions on the use of MQSession error codes in threaded applications.

Defined in: MQSession class

Data Type: Long

Values:

- MQCC_OK
- MQCC_WARNING
- MQCC_FAILED

Syntax:

To get: *completioncode*& = *MQSession.CompletionCode*

ExceptionThreshold property

Read-write. Defines the level of MQSeries error for which MQAX will throw an exception. Defaults to MQCC_FAILED. A value greater than MQCC_FAILED effectively prevents exception processing, leaving the programmer to perform checks on the CompletionCode and ReasonCode.

Defined in: MQSession class

Data Type: Long

Values:

- Any, but only MQCC_WARNING, MQCC_FAILED or greater are recommended.

Syntax:

To get: *ExceptionThreshold*& = *MQSession.ExceptionThreshold*

To set: *MQSession.ExceptionThreshold* = *ExceptionThreshold*&

ReasonCode property

Read-only. Returns the reason code set by the most recent method or property set issued against any MQSeries object.

An error event handler can inspect this property to diagnose the error, without having to know which object was involved.

Using the CompletionCode and ReasonCode in the MQSession object is very convenient for simple error handlers.

Note: See “Threading” on page 8 for restrictions on the use of MQSession error codes in threaded applications.

Defined in: MQSession class

Data Type: Long

Values:

- See the *MQSeries Application Programming Reference* and the additional MQAX values listed under “Reason codes” on page 108

Syntax:

To get: *reasoncode*& = *MQSession.ReasonCode*

ReasonName property

Read-only. Returns the symbolic name of the latest reason code. For example, "MQRC_QMGR_NOT_AVAILABLE".

Note: See “Threading” on page 8 for restrictions on the use of MQSession error codes in threaded applications.

Defined in: MQSession class

Data Type: String

Values:

- See the *MQSeries Application Programming Reference*

Syntax:

To get: *reasonname\$* = *MQSession.ReasonName*

AccessGetMessageOptions method

Creates a new MQGetMessageOptions object.

Defined in: MQSession class

Syntax:

gmo = *MQSession.AccessGetMessageOptions()*

AccessMessage method

Creates a new MQMessage object.

Defined in: MQSession class

Syntax:

msg = *MQSession.AccessMessage()*

AccessPutMessageOptions method

Creates a new MQPutMessageOptions object.

Defined in: MQSession class

Syntax:

pmo = *MQSession.AccessPutMessageOptions()*

AccessQueueManager method

Creates a new MQQueueManager object and connects it to a real queue manager by means of the MQSeries client or server. As well as performing a connect, this method also performs an open for the queue manager object.

Note: When both the MQSeries server and client are installed on your system MQAX applications will always run against the server.

If successful it sets the MQQueueManager's ConnectionStatus to TRUE.

A queue manager can be connected to at most one MQQueueManager object per ActiveX instance.

If the connection to the queue manager fails, an error event is raised, and the MQSession object's ReasonCode and CompletionCode are set.

Defined in: MQSession class

Syntax:

set qm = MQSession.AccessQueueManager (Name\$)

Parameter: *Name\$*

String. Name of Queue Manager to be connected to.

ClearErrorCodes method

Resets the CompletionCode to MQCC_OK and the ReasonCode to MQRC_NONE.

Defined in: MQSession class

Syntax:

Call *MQSession.ClearErrorCodes()*

ReasonCodeName method

Returns the name of the reason code with the given numeric value. It is useful to give clearer indications of error conditions to users. The name is still somewhat cryptic (for example, ReasonCodeName(2059) is

MQRC_Q_MGR_NOT_AVAILABLE), so where possible errors should be caught and replaced with descriptive text appropriate to the application.

Defined in: MQSession class

Syntax:

errname\$ = MQSession.ReasonCodeName (reasonCode&)

Parameter: *reasoncode&*

Long. The reason code for which the symbolic name is required.

MQQueueManager class

This class represents a connection to a queue manager. The queue manager may be running locally (an MQSeries server) or remotely with access provided by the MQSeries client. An application must create an object of this class and connect it to a queue manager. When an object of this class is destroyed it is automatically disconnected from its queue manager.

Containment

MQQueue class objects are associated with this class.

Creation

New creates a new MQQueueManager object and sets all the properties to initial values. Alternatively use the AccessQueueManager method of the MQSession class.

Syntax

```
Dim mgr As New MQQueueManager
set mgr = New MQQueueManager
```

Properties

- AlternateUserId property
- AuthorityEvent property
- BeginOptions property
- ChannelAutoDefinition property
- ChannelAutoDefinitionEvent property
- ChannelAutoDefinitionExit property
- CharacterSet property
- CloseOptions property
- CommandInputQueueName property
- CommandLevel property
- CompletionCode property
- ConnectionHandle property
- ConnectionStatus property
- ConnectOptions property
- DeadLetterQueueName property
- DefaultTransmissionQueueName property
- Description property
- DistributionLists property
- InhibitEvent property
- IsConnected property
- IsOpen property
- LocalEvent property
- MaximumHandles property
- MaximumMessageLength property
- MaximumPriority property
- MaximumUncommittedMessages property
- Name property
- ObjectHandle property
- PerformanceEvent property
- Platform property
- ReasonCode property
- ReasonName property

MQQueueManager class

- RemoteEvent property
- StartStopEvent property
- SyncPointAvailability property
- TriggerInterval property

Methods

- AccessQueue method
- AddDistributionList method
- Backout method
- Begin method
- ClearErrorCodes method
- Commit method
- Connect method
- Disconnect method

Property Access

The following properties can be accessed at any time

- AlternateUserId
- CompletionCode
- ConnectionStatus
- ReasonCode

The remaining properties can be accessed only if the object is connected to a queue manager, and the user ID is authorized to inquire against that queue manager. If an alternate user ID is set and the current user ID is authorized to use it, the alternate user ID is checked for authorization for inquire instead.

If these conditions do not apply, MQSeries Automation Classes for ActiveX attempts to connect to the queue manager and open it for inquire automatically. If this is unsuccessful, the call sets a CompletionCode of MQCC_FAILED and one of the following ReasonCodes:

- MQRC_CONNECTION_BROKEN
- MQRC_NOT_AUTHORIZED
- MQRC_Q_MGR_NAME_ERROR
- MQRC_Q_MGR_NOT_AVAILABLE

The Backout, Begin, Commit, Connect, and Disconnect methods set errors matching those set by the MQI calls MQBACK, MQBEGIN, MQCMIT, MQCONN, and MQDISC respectively.

AlternateUserId property

Read-write. The alternate user ID to be used to validate access to the queue manager attributes.

This property should not be set if IsConnected is TRUE.

This property cannot be set whilst the object is open.

Defined in: MQQueueManager class

Data Type: String of 12 characters

Syntax:

To get: *altuser\$* = *MQQueueManager*.**AlternateUserId**

To set: *MQQueueManager*.**AlternateUserId** = *altuser\$*

AuthorityEvent property

Read-only. The MQI AuthorityEvent attribute.

Defined in: MQQueueManager class

Data Type: Long

Values:

- MQEVR_DISABLED
- MQEVR_ENABLED

Syntax:

To get: *authevent* = *MQQueueManager*.**AuthorityEvent**

BeginOptions property

Read-write. These are the options that apply to the Begin method. Initially MQBO_NONE.

Defined in: MQQueueManager class

Data Type: Long

Values:

- MQBO_NONE

Syntax:

To get: *beginoptions&*=*MQQueueManager*.**BeginOptions**

To set: *MQQueueManager*.**BeginOptions**= *beginoptions&*

ChannelAutoDefinition property

Read-only. This controls whether automatic channel definition is permitted.

Defined in: MQQueueManager class

Data Type: Long

Values:

- MQCHAD_DISABLED
- MQCHAD_ENABLED

Syntax:

To get: *channelautodef*&= *MQQueueManager.ChannelAutoDefinition*

ChannelAutoDefinitionEvent property

Read-only. This controls whether automatic channel definition events are generated.

Defined in: MQQueueManager class

Data Type: Long

Values:

- MQEVR_DISABLED
- MQEVR_ENABLED

Syntax:

To get: *channelautodefevent*&= *MQQueueManager.ChannelAutoDefinitionEvent*

ChannelAutoDefinitionExit property

Read-only. The name of the user exit used for automatic channel definition.

Defined in: MQQueueManager class

Data Type: String

Syntax:

To get: *channelautodefexit*\$= *MQQueueManager.ChannelAutoDefinitionExit*

CharacterSet property

Read-only. The MQI CodedCharSetId attribute.

Defined in: MQQueueManager class

Data Type: Long

Syntax:

To get: *characterset*& = *MQQueueManager.CharacterSet*

CloseOptions property

Read-write. Options used to control what happens when the queue manger is closed. The initial value is MQCO_NONE.

Defined in: MQQueueManager class

Data Type: Long

Values:

- MQCO_NONE

Syntax:

To get: *closeopt*& = *MQQueueManager.CloseOptions*

To set: *MQQueueManager.CloseOptions* = *closeopt*&

CommandInputQueueName property

Read-only. The MQI CommandInputQName attribute.

Defined in: MQQueueManager class

Data Type: String of 48 characters

Syntax:

To get: *commandinputqname*\$ = *MQQueueManager.CommandInputQueueName*

CommandLevel property

Read-only. Returns the version and level of the MQSeries queue manager implementation (MQI CommandLevel attribute)

Defined in: MQQueueManager class

Data Type: Long

Syntax:

To get: *level*& = *MQQueueManager.CommandLevel*

CompletionCode property

Read-only. Returns the completion code set by the last method or property access issued against the object.

Defined in: MQQueueManager class

Data Type: Long

Values:

- MQCC_OK
- MQCC_WARNING
- MQCC_FAILED

Syntax:

To get: *completioncode*& = *MQQueueManager.CompletionCode*

ConnectionHandle property

Read-only. The connection handle for the MQSeries queue manager object.

Defined in: MQQueueManager class

Data Type: Long

Syntax:

To get: *hconn*& = *MQQueueManager.ConnectionHandle*

ConnectionStatus property

Read-only. Indicates if the object is connected to its queue manager or not.

Defined in: MQQueueManager class

Data Type: Boolean

Values:

- TRUE (-1)
- FALSE (0)

Syntax:

To get: *status* = *MQQueueManager.ConnectionStatus*

ConnectOptions property

Read-Write. These options apply to the Connect method. Initially MQCNO_NONE.

Defined in: MQQueueManager class

Data Type: Long

Values:

- MQCNO_STANDARD_BINDING
- MQCNO_FASTPATH_BINDING
- MQCNO_NONE

Syntax:

To get: *connectoptions*&= *MQQueueManager.ConnectOptions*

To set: *MQQueueManager.ConnectOptions*= *connectoptions*&

DeadLetterQueueName property

Read-only. The MQI DeadLetterQName attribute.

Defined in: MQQueueManager class

Data Type: String of 48 characters

Syntax:

to get: *dlqname*\$ = *MQQueueManager.DeadLetterQueueName*

DefaultTransmissionQueueName property

Read-only. The MQI DefXmitQName attribute.

Defined in: MQQueueManager class

Data Type: String of 48 characters

Syntax:

To get: *defxmitqname\$* = *MQQueueManager.DefaultTransmissionQueueName*

Description property

Read-only. The MQI QMgrDesc attribute.

Defined in: MQQueueManager class

Data Type: String of 64 characters

Syntax:

To get: *description\$* = *MQQueueManager.Description*

DistributionLists property

Read-Only. This is the capability of the queue manager to support distribution lists.

Defined in: MQQueueManager class

Data Type: Boolean

Values:

- TRUE (-1)
- FALSE (0)

Syntax:

To get: *distributionlists* = *MQQueueManager.DistributionLists*

InhibitEvent property

Read-only. The MQI InhibitEvent attribute.

Defined in: MQQueueManager class

Data Type: Long

Values:

- MQEVR_DISABLED
- MQEVR_ENABLED

Syntax:

To get: *inhibevent&* = *MQQueueManager.InhibitEvent*

IsConnected property

Read-only. A value that indicates whether or not the queue manager is currently connected.

Defined in: MQQueueManager class

Data Type: Boolean

Values:

- TRUE (-1)
- FALSE (0)

Syntax:

To get: *isconnected* = *MQQueueManager.IsConnected*

IsOpen property

Read-only. A value that indicates whether or not the queue manager is currently open for inquire.

Defined in: MQQueueManager class

Data Type: Boolean

Values:

- TRUE (-1)
- FALSE (0)

Syntax:

To get: *IsOpen* = *MQQueueManager.IsOpen*

LocalEvent property

Read-only. The MQI LocalEvent attribute.

Defined in: MQQueueManager class

Data Type: Long

Values:

- MQEVR_DISABLED
- MQEVR_ENABLED

Syntax:

To get: *localevent*& = *MQQueueManager.LocalEvent*

MaximumHandles property

Read-only. The MQI MaxHandles attribute.

Defined in: MQQueueManager class

Data Type: Long

Syntax:

To get: *maxhandles*& = *MQQueueManager*.**MaximumHandles**

MaximumMessageLength property

Read-only. The MQI MaxMsgLength Queue Manager attribute.

Defined in: MQQueueManager class

Data Type: Long

Syntax:

To get: *maxmessagelength*& = *MQQueueManager*.**MaximumMessageLength**

MaximumPriority property

Read-only. The MQI MaxPriority attribute.

Defined in: MQQueueManager class

Data Type: Long

Syntax:

To get: *maxpriority*& = *MQQueueManager*.**MaximumPriority**

MaximumUncommittedMessages property

Read-only. The MQI MaxUncommittedMsgs attribute.

Defined in: MQQueueManager class

Data Type: Long

Syntax:

To get: *maxuncommitted*& = *MQQueueManager*.**MaximumUncommittedMessages**

Name property

Read-write. The MQI QMgrName attribute. This property cannot be written once the MQQueueManager is connected.

Defined in: MQQueueManager class

Data Type: String of 48 characters

Syntax:

To get: *name\$* = *MQQueueManager.name*

To set: *MQQueueManager.name* = *name\$*

Note: Visual Basic reserves the "Name" property for use in the visual interface. Therefore, when using within Visual Basic use lower-case, that is, "name".

ObjectHandle property

Read-only. The object handle for the MQSeries queue manager object.

Defined in: MQQueueManager class

Data type Long

Syntax:

To get: *hobj&* = *MQQueueManager.ObjectHandle*

PerformanceEvent property

Read-only. The MQI PerformanceEvent attribute.

Defined in: MQQueueManager class

Data Type: Long

Values:

- MQEVR_DISABLED
- MQEVR_ENABLED

Syntax:

To get: *perfevent&* = *MQQueueManager.PerformanceEvent*

Platform property

Read-only. The MQI Platform attribute.

Defined in: MQQueueManager class

Data Type: Long

Values:

- MQPL_WINDOWS_NT
- MQPL_WINDOWS

Syntax:

To get: *platform*& = MQQueueManager.**Platform**

ReasonCode property

Read-only. Returns the reason code set by the last method or property access issued against the object.

Defined in: MQQueueManager class

Data Type: Long

Values:

- See the *MQSeries Application Programming Reference*

Syntax:

To get: *reasoncode*& = MQQueueManager.**ReasonCode**

ReasonName property

Read-only. Returns the symbolic name of the latest reason code. For example, "MQRC_QMGR_NOT_AVAILABLE".

Defined in: MQQueueManager class

Data Type: String

Values:

- See the *MQSeries Application Programming Reference*

Syntax:

To get: *reasonname*\$ = MQQueueManager.**ReasonName**

RemoteEvent property

Read-only. The MQI RemoteEvent attribute.

Defined in: MQQueueManager class

Data Type: Long

Values:

- MQEVR_DISABLED
- MQEVR_ENABLED

Syntax:

To get: *remoteevent*& = *MQQueueManager.RemoteEvent*

StartStopEvent property

Read-only. The MQI StartStopEvent attribute.

Defined in: MQQueueManager class

Data Type: Long

Values:

- MQEVR_DISABLED
- MQEVR_ENABLED

Syntax:

To get: *strstpevent*& = *MQQueueManager.StartStopEvent*

SyncPointAvailability property

Read-only. The MQI SyncPoint attribute.

Defined in: MQQueueManager class

Data Type: Long

Values:

- MQSP_AVAILABLE
- MQSP_NOT_AVAILABLE

Syntax:

To get: *syncpointavailability*& = *MQQueueManager.SyncPointAvailability*

TriggerInterval property

Read-only. The MQI TriggerInterval attribute.

Defined in: MQQueueManager class

Data Type: Long

Syntax:

To get: *trigint*& = *MQQueueManager.TriggerInterval*

AccessQueue method

Creates a new MQQueue object and associates it with this MQQueueManager object by setting the queue's connection reference property. It sets the Name, OpenOptions, DynamicQueueName, and AlternateUserId properties of the MQQueue object to the values provided, and attempts to open it.

If the open is unsuccessful the call fails. An error event is raised against the object, the object's ReasonCode and CompletionCode are set, and the MQSession ReasonCode and CompletionCode are set.

The DynamicQueueName, QueueManagerName, and AlternateUserId parameters are optional and default to "".

The OpenOption MQOO_INQUIRE should be specified in addition to other options if queue properties are to be read.

Do not set the QueueManagerName, or set it to "" if the queue to be opened is local. Otherwise, it should be set to the name of the remote queue manager that owns the queue, and an attempt is made to open a local definition of the remote queue. See "Creating dynamic queues" in the *MQSeries Application Programming Guide* for more information on remote queue name resolution and queue manager aliasing.

If the Name property is set to a model queue name, specify the name of the dynamic queue to be created in the DynamicQueueName\$ parameter. If the value provided in the DynamicQueueName\$ parameter is "", the value set into the queue object and used on the open call is "AMQ.*". See "Creating dynamic queues" on page 104 in the *MQSeries Application Programming Guide* for more information on naming dynamic queues.

Defined in:

MQQueueManager class.

Syntax:

set *queue* = *MQQueueManager.AccessQueue*(*Name*\$,
OpenOptions&, *QueueManagerName*\$, *DynamicQueueName*\$, *AlternateUserId*\$)

MQQueueManager class

Parameters

Name\$

String. Name of MQSeries queue.

OpenOptions:

Long. Options to be used when queue is opened. See “MQOPEN - Open object” in the *MQSeries Application Programming Reference*.

QueueManagerName\$

String. Name of the queue manager that owns the queue to be opened. A value of "" implies the queue manager is local.

DynamicQueueName\$

String. The name assigned to the dynamic queue at the time the queue is opened when the *Name\$* parameter specifies a model queue.

AlternateUserId\$

String. The alternate user ID used to validate access when opening the queue.

AddDistributionList method

Creates a new MQDistributionList object and sets its connection reference to the owning queue manager.

Defined in: MQQueueManager class

Syntax:

set distributionlist = **MQQueueManager.AddDistributionList**

Backout method

Backs out any uncommitted message puts and gets that have occurred as part of a unit of work since the last syncpoint.

Defined in: MQQueueManager class

Syntax:

Call *MQQueueManager.Backout()*

Begin method

Begins a unit of work that is coordinated by the queue manager. The begin options affect the behavior of this method.

Defined in: MQQueueManager class

Syntax:

Call *MQQueueManager.Begin()*

ClearErrorCodes method

Resets the CompletionCode to MQCC_OK and the ReasonCode to MQRC_NONE for both the MQQueueManager class and the MQSession class.

Defined in: MQQueueManager class

Syntax:

Call *MQQueueManager*.**ClearErrorCodes()**

Commit method

Commits any message puts and gets that have occurred as part of a unit of work since the last syncpoint.

Defined in: MQQueueManager class

Syntax:

Call *MQQueueManager*.**Commit()**

Connect method

Connects the MQQueueManager object to a real queue manager via the MQSeries client or server. As well as performing a connect, this method also performs an open for queries to be made against the queue manager object.

Sets IsConnected to TRUE.

A maximum of one MQQueueManager object per ActiveX instance is allowed to connect to a queue manager.

Defined in: MQQueueManager class

Syntax:

Call *MQQueueManager*.**Connect()**

Disconnect method

Disconnects the MQQueueManager object from the queue manager.

Sets IsConnected to FALSE.

All Queue objects associated with the MQQueueManager object are made unusable and cannot be re-opened.

Any uncommitted changes (message puts and gets) are committed.

Defined in: MQQueueManager class

Syntax:

Call *MQQueueManager*.**Disconnect()**

MQQueue class

This represents access to an MQSeries queue. This connection is provided by an associated MQQueueManager object. When an object of this class is destroyed it is automatically closed.

Containment

Contained by the MQQueueManager class.

Creation

New creates a new MQQueue object and sets all the properties to initial values. Alternatively, use the AccessQueue Method of the MQQueueManager class.

Syntax

Dim que As New MQQueue

Set que = New MQQueue

Properties

- AlternateUserId property
- BackoutRequeueName property
- BackoutThreshold property
- BaseQueueName property
- CloseOptions property
- CompletionCode property
- ConnectionReference property
- CreationDateTime property
- CurrentDepth property
- DefaultInputOpenOption property
- DefaultPersistence property
- DefaultPriority property
- DefinitionType property
- DepthHighEvent property
- DepthHighLimit property
- DepthLowEvent property
- DepthLowLimit property
- DepthMaximumEvent property
- Description property
- DynamicQueueName property
- HardenGetBackout property
- InhibitGet property
- InhibitPut property
- InitiationQueueName property
- IsOpen property
- MaximumDepth property
- MaximumMessageLength property
- MessageDeliverySequence property
- Name property
- ObjectHandle property
- OpenInputCount property
- OpenOptions property
- OpenOutputCount property
- OpenStatus property
- ProcessName property

- QueueManagerName property
- QueueType property
- ReasonCode property
- ReasonName property
- RemoteQueueManagerName property
- RemoteQueueName property
- ResolvedQueueManagerName property
- ResolvedQueueName property
- RetentionInterval property
- Scope property
- ServiceInterval property
- ServiceIntervalEvent property
- Shareability property
- TransmissionQueueName property
- TriggerControl property
- TriggerData property
- TriggerDepth property
- TriggerMessagePriority property
- TriggerType property
- Usage property

Methods

- ClearErrorCodes method
- Close method
- Get method
- Open method
- Put method

Property Access

If the queue object is **not** connected to a queue manager, you can read the following properties:

- CompletionCode
- OpenStatus
- ReasonCode

and you can read and write to:

- AlternateUserId
- CloseOptions
- ConnectionReference
- Name
- OpenOptions

If the queue object **is** connected to a queue manager, you can read all the properties.

Queue Attribute properties

Properties not listed in the previous section are all attributes of the underlying MQSeries queue. They can be accessed only if the object is connected to a queue manager, and the user's user ID is authorized for Inquire or Set against that queue. If an alternate user ID is set and the current user ID is authorized to use it, the alternate user ID is checked for authorisation instead.

The property must be an appropriate property for the given QueueType. See the *MQSeries Application Programming Reference* manual.

If these conditions do not apply, the property access will set a CompletionCode of MQCC_FAILED and one of the following ReasonCodes:

- MQRC_CONNECTION_BROKEN
- MQRC_NOT_AUTHORIZED
- MQRC_Q_MGR_NAME_ERROR
- MQRC_Q_MGR_NOT_CONNECTED
- MQRC_SELECTOR_NOT_FOR_TYPE (CompletionCode is MQCC_WARNING)

Opening a queue

The only way to create an MQQueue object is by using the MQQueueManager AccessQueue method or by New. An open MQQueue object remains open (OpenStatus=TRUE) until it is closed or deleted or until the creating queue manager object is deleted or connection is lost to the queue manager. The value of the MQQueue CloseOptions property controls the behavior of the close operation that takes place when the MQQueue object is deleted.

The MQQueueManager AccessQueue method opens the queue using the OpenOptions parameter. The MQQueue.Open method opens the queue using the OpenOptions property. MQSeries validates the OpenOptions against the user authorization as part of the open queue process.

AlternateUserId property

Read-write. The alternate user ID used to validate access to the queue when it is opened.

This property cannot be set while the object is open (that is, when IsOpen is TRUE).

Defined in: MQQueue class

Data Type: String of 12 characters

Syntax:

To get: *altuser\$* = *MQQueue.AlternateUserId*

To set: *MQQueue.AlternateUserId* = *altuser\$*

BackoutRequeueName property

Read-only. The MQI BackOutRequeueQName attribute.

Defined in: MQQueue class

Data Type: String of 48 characters

Syntax:

To get: *backoutrequeuenam\$* = *MQQueue.BackoutRequeueName*

BackoutThreshold property

Read-only. The MQI BackoutThreshold attribute.

Defined in: MQQueue class

Data Type: Long

Values:

- See the *MQSeries Application Programming Reference*

Syntax:

To get: *backoutthreshold*& = *MQQueue*.**BackoutThreshold**

BaseQueueName property

Read-only. The queue name to which the alias resolves.

Valid only for alias queues.

Defined in: MQQueue class

Data Type: String of 48 characters

Syntax:

To get: *baseqname*\$ = *MQQueue*.**BaseQueueName**

CloseOptions property

Read-Write. Options used to control what happens when the queue is closed.

Defined in: MQQueue class

Data Type: Long

Values:

- MQCO_NONE
- MQCO_DELETE
- MQCO_DELETE_PURGE

MQCO_DELETE and MQCO_DELETE_PURGE are valid only for dynamic queues.

Syntax:

To get: *closeopt*& = *MQQueue*.**CloseOptions**

To set: *MQQueue*.**CloseOptions** = *closeopt*&

CompletionCode property

Read-only. Returns the completion code set by the last method or property access issued against the object.

Defined in: MQQueue class

Data Type: Long

Values:

- MQCC_OK
- MQCC_WARNING
- MQCC_FAILED

Syntax:

To get: *completioncode*& = **MQQueue.CompletionCode**

ConnectionReference property

Read-write. Defines the queue manager object to which a queue object belongs. The connection reference cannot be written while a queue is open.

Defined in: MQQueue class

Data Type: MQQueueManager

Values:

- A reference to an active MQSeries Queue Manager object

Syntax:

To set: *set MQQueue.ConnectionReference* = *ConnectionReference*

To get: *set ConnectionReference* = **MQQueue.ConnectionReference**

CreationDateTime property

Read-only. Date and time this queue was created.

Defined in: MQQueue class

Data Type: Variant of type 7 (date/time) or EMPTY

Syntax:

To get: *datetime* = **MQQueue.CreationDateTime**

CurrentDepth property

Read-only. The number of messages currently on the queue.

Defined in: MQQueue class

Data Type: Long

Syntax:

To get: *currentdepth*& = **MQQueue.CurrentDepth**

DefaultInputOpenOption property

Read-only. Controls the way that the queue is opened if the OpenOptions specify MQOO_INPUT_AS_Q_DEF.

Defined in: MQQueue class

Data Type: Long

Values:

- MQOO_INPUT_EXCLUSIVE
- MQOO_INPUT_SHARED

Syntax:

To get: *defaultinop*& = *MQQueue.DefaultInputOpenOption*

DefaultPersistence property

Read-only. The default persistence for messages on a queue.

Defined in: MQQueue class

Data Type: Long

Syntax:

To get: *defpersistence*& = *MQQueue.DefaultPersistence*

DefaultPriority property

Read-only. The default priority for messages on a queue.

Defined in: MQQueue class

Data Type: Long

Syntax:

To get: *defpriority*& = *MQQueue.DefaultPriority*

DefinitionType property

Read-only. Queue definition type.

Defined in: MQQueue class

Data Type: Long

Values:

- MQQDT_PREDEFINED
- MQQDT_PERMANENT_DYNAMIC
- MQQDT_TEMPORARY_DYNAMIC

Syntax:

To get: *deftype*& = *MQQueue.DefinitionType*

DepthHighEvent property

Read-only. The MQI QDepthHighEvent attribute.

Defined in: MQQueue class

Data Type: Long

Values:

- MQEVR_DISABLED
- MQEVR_ENABLED

Syntax:

To get: *depthhighevent*& = *MQQueue.DepthHighEvent*

DepthHighLimit property

Read-only. The MQI QDepthHighLimit attribute.

Defined in: MQQueue class

Data Type: Long

Syntax:

To get: *depthhighlimit*& = *MQQueue.DepthHighLimit*

DepthLowEvent property

Read-only. The MQI QDepthLowEvent attribute.

Defined in: MQQueue class

Data Type: Long

Values:

- MQEVR_DISABLED
- MQEVR_ENABLED

Syntax:

To get: *depthlowevent*& = *MQQueue.DepthLowEvent*

DepthLowLimit property

Read-only. The MQI QDepthLowLimit attribute.

Defined in: MQQueue class

Data Type: Long

Syntax:

To get: *depthlowlimit*& = *MQQueue.DepthLowLimit*

DepthMaximumEvent property

Read-only. The MQI QDepthMaxEvent attribute.

Defined in: MQQueue class

Data Type: Long

Values:

- MQEVR_DISABLED
- MQEVR_ENABLED

Syntax:

To get: *depthmaximumevent*& = *MQQueue.DepthMaximumEvent*

Description property

Read-only. A description of the queue.

Defined in: MQQueue class

Data Type: String of 64 characters

Syntax:

To get: *description*\$ = *MQQueue.Description*

DynamicQueueName property

Read-write, read-only when the queue is open.

This controls the dynamic queue name used when a model queue is opened. It may be set with a wildcard by the user either as a property set (only when the queue is closed) or as a parameter to *MQQueueManager.AccessQueue()*.

The actual name of the dynamic queue is found by querying *QueueName*.

Defined in: MQQueue class

Data Type: String of 48 characters

Values:

- Any valid MQSeries queue name.

Syntax:

To set: *MQQueue.DynamicQueueName* = *dynamicqueuename*\$

To get: *dynamicqueuename*\$ = *MQQueue.DynamicQueueName*

HardenGetBackout property

Read-only. Whether to maintain an accurate back-out count.

Defined in: MQQueue class

Data Type: Long

Values:

- MQQA_BACKOUT_HARDENED
- MQQA_BACKOUT_NOT HARDENED

Syntax:

To get: *hardengetback&* = *MQQueue.HardenGetBackout*

InhibitGet property

Read-write. The MQI InhibitGet attribute.

Defined in: MQQueue class

Data Type: Long

Values:

- MQQA_GET_INHIBITED
- MQQA_GET_ALLOWED

Syntax:

To get: *getstatus&* = *MQQueue.InhibitGet*

To set: *MQQueue.InhibitGet* = *getstatus&*

InhibitPut property

Read-write. The MQI InhibitPut attribute.

Defined in: MQQueue class

Data Type: Long

Values:

- MQQA_PUT_INHIBITED
- MQQA_PUT_ALLOWED

Syntax:

To get: *putstatus&* = *MQQueue.InhibitPut*

To set: *MQQueue.InhibitPut* = *putstatus&*

InitiationQueueName property

Read-only. Name of initiation queue.

Defined in: MQQueue class

Data Type: String of 48 characters

Syntax:

To get: *initqname\$* = *MQQueue.InitiationQueueName*

IsOpen property

Read-only. Returns whether or not the queue is open.

Defined in: MQQueue class

Data Type: Boolean

Values:

- TRUE (-1)
- FALSE (0)

Syntax:

To get: *open* = *MQQueue.IsOpen*

MaximumDepth property

Read-only. Maximum queue depth.

Defined in: MQQueue class

Data Type: Long

Syntax:

To get: *maxdepth&* = *MQQueue.MaximumDepth*

MaximumMessageLength property

Read-only. Maximum permitted message length in bytes for this queue.

Defined in: MQQueue class

Data Type: Long

Syntax:

To get: *maxmlength&* = *MQQueue.MaximumMessageLength*

MessageDeliverySequence property

Read-only. Message delivery sequence.

Defined in: MQQueue class

Data Type: Long

Values:

- MQMDS_PRIORITY
- MQMDS_FIFO

Syntax:

To get: *messdelseq*& = *MQQueue.MessageDeliverySequence*

Name property

Read-write. The MQI Queue attribute. This property cannot be written after the MQQueue is open.

Defined in: MQQueue class

Data Type: String of 48 characters

Syntax:

To get: *name*\$ = *MQQueue.name*

To set: *MQQueue.name* = *name*\$

Note: Visual Basic reserves the "Name" property for use in the visual interface. Therefore, when using within Visual Basic use lower-case, that is "name".

ObjectHandle property

Read-only. The object handle for the MQSeries queue object.

Defined in: MQQueue class

Data Type: Long

Syntax:

To get: *hobj*& = *MQQueue.ObjectHandle*

OpenInputCount property

Read-only. Number of opens for input.

Defined in: MQQueue class

Data Type: Long

Syntax:

To get: *openincount*& = *MQQueue.OpenInputCount*

OpenOptions property

Read-write. Options to be used for opening the queue.

Defined in: MQQueue class

Data Type: Long

Values:

- See the *MQSeries Application Programming Reference*

Syntax:

To get: *openopt*& = **MQQueue.OpenOptions**

To set: **MQQueue.OpenOptions** = *openopt*&

OpenOutputCount property

Read-only. Number of opens for output.

Defined in: MQQueue class

Data Type: Long

Syntax:

To get: *openoutputcount*& = **MQQueue.OpenOutputCount**

OpenStatus property

Read-only. Indicates if the queue is opened or not. Initial value is TRUE after AccessQueue method or FALSE after New.

Defined in: MQQueue class

Data Type: Boolean

Values:

- TRUE (-1)
- FALSE (0)

Syntax:

To get: *status*& = **MQQueue.OpenStatus**

ProcessName property

Read-only. The MQI ProcessName attribute.

Defined in: MQQueue class

Data Type: String of 48 characters

Syntax:

To get: *procname*\$ = **MQQueue.ProcessName**

QueueManagerName property

Read-write. The MQSeries queue manager name.

Defined in: MQQueue class

Data Type: String

Syntax:

To get: *QueueManagerName\$* = *MQQueue.QueueManagerName*

To set: *MQQueue.QueueManagerName* = *QueueManagerName\$*

QueueType Property

Read-only. The MQI QType attribute.

Defined in: MQQueue class

Data Type: Long

Values:

- MQQT_ALIAS
- MQQT_LOCAL
- MQQT_MODEL
- MQQT_REMOTE

Syntax:

To get: *queuetype&* = *MQQueue.QueueType*

ReasonCode property

Read-only. Returns the reason code set by the last method or property access issued against the object.

Defined in: MQQueue class

Data Type: Long

Values:

- See the *MQSeries Application Programming Reference*

Syntax:

To get: *reasoncode&* = *MQQueue.ReasonCode*

ReasonName property

Read-only. Returns the symbolic name of the latest reason code. For example, "MQRC_QMGR_NOT_AVAILABLE".

Defined in: MQQueue class

Data Type: String

Values:

- See the *MQSeries Application Programming Reference*

Syntax:

To get: *reasonname\$* = *MQQueue.ReasonName*

RemoteQueueManagerName property

Read-only. Name of remote queue manager. Valid for remote queues only.

Defined in: MQQueue class

Data Type: String of 48 characters

Syntax:

To get: *remqmname\$* = *MQQueue.RemoteQueueManagerName*

RemoteQueueName property

Read-only. The name of the queue as it is known on the remote queue manager. Valid for remote queues only.

Defined in: MQQueue class

Data Type: String of 48 characters

Syntax:

To get: *remqname\$* = *MQQueue.RemoteQueueName*

ResolvedQueueManagerName property

Read-only. The name of the final destination queue manager as known to the local queue manager.

Defined in: MQQueue class

Data Type: String of 48 characters

Syntax:

To get: *resqmname\$* = *MQQueue.ResolvedQueueManagerName*

ResolvedQueueName property

Read-only. The name of the final destination queue as known to the local queue manager.

Defined in: MQQueue class

Data Type: String of 48 characters

Syntax:

To get: *resqname\$* = *MQQueue.ResolvedQueueName*

RetentionInterval property

Read-only. The period of time for which the queue should be retained.

Defined in: MQQueue class

Data Type: Long

Syntax:

To get: *retinterval&* = *MQQueue.RetentionInterval*

Scope property

Read-only. Controls whether an entry for this queue also exists in a cell directory.

Defined in: MQQueue class

Data Type: Long

Values:

- MQSCO_Q_MGR
- MQSCO_CELL

Syntax:

To get: *scope&* = *MQQueue.Scope*

ServiceInterval property

Read-only. The MQI QServiceInterval attribute.

Defined in: MQQueue class

Data Type: Long

Syntax:

To get: *serviceinterval&* = *MQQueue.ServiceInterval*

ServiceIntervalEvent property

Read-only. The MQI QServiceIntervalEvent attribute.

Defined in: MQQueue class

Data Type: Long

Values:

- MQQSIE_HIGH
- MQQSIE_OK
- MQQSIE_NONE

Syntax:

To get: *serviceintervalevent*& = *MQQueue.ServiceIntervalEvent*

Shareability property

Read-only. Queue shareability.

Defined in: MQQueue class

Data Type: Long

Values:

- MQQA_SHAREABLE
- MQQA_NOT_SHAREABLE

Syntax:

To get: *shareability*& = *MQQueue.Shareability*

TransmissionQueueName property

Read-only. Transmission queue name. Valid for remote queues only.

Defined in: MQQueue class

Data Type: String of 48 characters

Syntax:

To get: *transqname*\$ = *MQQueue.TransmissionQueueName*

TriggerControl property

Read-write. Trigger control.

Defined in: MQQueue class

Data Type: Long

Values:

- MQTC_OFF
- MQTC_ON

Syntax:

To get: *trigcontrol*& = *MQQueue.TriggerControl*

To set: *MQQueue.TriggerControl* = *trigcontrol*&

TriggerData property

Read-write. Trigger data.

Defined in: MQQueue class

Data Type: String of 64 characters

Syntax:

To get: *trigdata*\$ = *MQQueue.TriggerData*

To set: *MQQueue.TriggerData* = *trigdata*\$

TriggerDepth property

Read-write. The number of messages that have to be on the queue before a trigger message is written.

Defined in: MQQueue class

Data Type: Long

Syntax:

To get: *trigdepth*& = *MQQueue.TriggerDepth*

To set: *MQQueue.TriggerDepth* = *trigdepth*&

TriggerMessagePriority property

Read-write. Threshold message priority for triggers.

Defined in: MQQueue class

Data Type: Long

Syntax:

To get: *trigmesspriority*& = **MQQueue.TriggerMessagePriority**

To set: **MQQueue.TriggerMessagePriority** = *trigmesspriority*&

TriggerType property

Read-write. Trigger type.

Defined in: MQQueue class

Data Type: Long

Values:

- MQTT_NONE
- MQTT_FIRST
- MQTT_EVERY
- MQTT_DEPTH

Syntax:

To get: *trigtype*& = **MQQueue.TriggerType**

To set: **MQQueue.TriggerType** = *Trigtype*&

Usage property

Read-only. Indicates what the queue is used for.

Defined in: MQQueue class

Data Type: Long

Values:

- MQUS_NORMAL
- MQUS_TRANSMISSION

Syntax:

To get: *usage*& = **MQQueue.Usage**

ClearErrorCodes method

Resets the CompletionCode to MQCC_OK and the ReasonCode to MQRC_NONE for both the MQQueue class and the MQSession class.

Defined in: MQQueue class

Syntax:

Call *MQQueue*.**ClearErrorCodes()**

Close method

Closes a queue using the current values of CloseOptions.

Defined in: MQQueue class

Syntax:

Call *MQQueue*.**Close()**

Get method

Retrieves a message from the queue.

This method takes an MQMessage object as a parameter. It uses some of the fields in this object's MQMD as input parameters - in particular the MessageId and CorrelId, so it is important to ensure that these are set as required. See the *MQSeries Application Programming Reference* for details.

If the method fails then the MQMessage object is unchanged. If it succeeds then the MQMD and Message Data portions of the MQMessage object are completely replaced with the MQMD and Message Data from the incoming message. The MQMessage control properties are set as follows

- **MessageLength** is set to length of the MQSeries message
- **DataLength** is set to length of the MQSeries message
- **DataOffset** is set to zero

Defined in: MQQueue class

Syntax:

Call *MQQueue*.**Get**(*Message*, *GetMsgOptions*, *GetMsgLength*)

Parameters Message:

MQMessage Object representing message to be retrieved.

GetMsgOptions:

Optional MQGetMessageOptions object to control the get operation. If these are not specified, default MQGetMessageOptions are used.

GetMsgLength:

Optional 2- or 4-byte length value to control the maximum length of MQSeries message that will be retrieved from the queue.

If the MQGMO_ACCEPT_TRUNCATED_MSG option *is* specified, the GET succeeds with a completion code of MQCC_WARNING and a reason code of MQRC_TRUNCATED_MSG_ACCEPTED if the message size exceeds the specified length.

The MessageData holds the first GetMsgLength bytes of data.

If MQGMO_ACCEPT_TRUNCATED_MSG *is not* specified, and the message size exceeds the specified length, the completion code of MQCC_FAILED together with reason code MQRC_TRUNCATED_MESSAGE_FAILED is returned.

If the contents of the message buffer are undefined, the total message length is set to the full length of the message that would have been retrieved.

If the message length parameter is not specified, the length of the message buffer is automatically adjusted to at least the size of the incoming message.

Open method

Opens a queue using the current values of:

1. QueueName
2. QueueManagerName
3. AlternateUserId
4. DynamicQueueName

Defined in: MQQueue class

Syntax:

Call *MQQueue.Open()*

Put method

Places a message onto the queue.

This method takes an MQMessage object as a parameter. The Message Descriptor (MQMD) properties of this object may be altered as a result of this method. The values they have immediately after this method has run are the values that were put onto the MQSeries queue.

Modifications to the MQMessage object after the Put has completed do not affect the actual message on the MQSeries queue.

Defined in: MQQueue class

Syntax:

Call *MQQueue.Put(Message, PutMsgOptions)*

Parameters

Message

MQMessage object representing message to be put.

PutMsgOptions

MQPutMessageOptions object containing options to control the put operation. If these are not specified, default PutMessageOptions are used.

MQMessage class

This class represents an MQSeries message. It includes properties to encapsulate the MQSeries message descriptor (MQMD), and provides a buffer to hold the application-defined message data.

The class includes Write methods to copy data from an ActiveX application to an MQMessage object and similarly Read methods to copy data from an MQMessage object to an ActiveX application. The class manages the allocation and deallocation of memory for the buffer automatically. The application does not have to declare the size of the buffer when an MQMessage object is created because the buffer grows to accommodate data written to it.

You cannot place a message onto an MQSeries queue if the buffer size exceeds the MaximumMessageLength property of that queue.

After it has been constructed, an MQMessage object may be Put onto an MQSeries queue using the MQQueue.Put method. This method takes a copy of the MQMD and message data portions of the object and places that copy on the queue - so the application may modify or delete an MQMessage object after the Put, without affecting the message on the MQSeries queue. The queue manager may adjust some of the fields in the MQMD when it copies the message on the MQSeries queue.

An incoming message may be read into an MQMessage object using the MQQueue.Get method. This replaces any MQMD or message data that may already have been in the MQMessage object with values from the incoming message, adjusting the size of the MQMessage object's data buffer to match the size of the incoming message data.

Containment

Messages are contained by the MQSession class.

Creation

New creates a new MQMessage object. Its Message Descriptor properties are initially set to default values, and its Message Data buffer is empty.

Syntax

Dim *msg* **As New MQMessage**

or

Set *msg* = **New MQMessage**

Properties

The control properties are:

- CompletionCode property
- DataLength property
- DataOffset property
- MessageLength property
- ReasonCode property
- ReasonName property

The Message Descriptor properties are:

- AccountingToken property
- AccountingTokenHex property
- ApplicationIdData property
- ApplicationOriginData property
- BackoutCount property
- CharacterSet property
- CorrelationId property
- CorrelationIdHex property
- Encoding property
- Expiry property
- Feedback property
- Format property
- GroupId property
- GroupIdHex property
- MessageData property
- MessageFlags property
- MessageId property
- MessageIdHex property
- MessageSequenceNumber property
- MessageType property
- Offset property
- OriginalLength property
- Persistence property
- Priority property
- PutApplicationName property
- PutApplicationType property
- PutDateTime property
- ReplyToQueueManagerName property
- ReplyToQueueName property
- Report property
- TotalMessageLength property
- UserId property

Methods

- ClearErrorCodes method
- ClearMessage method
- Read method
- ReadBoolean method
- ReadByte method
- ReadDecimal2 method
- ReadDecimal4 method
- ReadDouble method
- ReadDouble4 method
- ReadFloat method
- ReadInt2 method
- ReadInt4 method
- ReadLong method
- ReadNullTerminatedString method
- ReadShort method
- ReadString method
- ReadUTF method
- ReadUInt2 method

- ReadUnsignedByte method
- ResizeBuffer method
- Write method
- WriteBoolean method
- WriteByte method
- WriteDecimal2 method
- WriteDecimal4 method
- WriteDouble method
- WriteDouble4 method
- WriteFloat method
- WriteInt2 method
- WriteInt4 method
- WriteLong method
- WriteNullTerminatedString method
- WriteShort method
- WriteUTF method
- WriteString method
- WriteUInt2 method
- WriteUnsignedByte method

Property access

All properties can be read at any time.

The control properties are read-only, except for DataOffset which is read-write. The Message Descriptor properties are all read-write, except BackoutCount and TotalMessageLength which are both read-only.

Note however that some of the MQMD properties may be modified by the queue manager when the message is put onto an MQSeries queue. See the *MQSeries Application Programming Reference* for details.

You can pass binary data to an MQSeries message by setting the CharacterSet property to the Coded Character Set Identifier of the queue manager (MQCCSI_Q_MGR), and passing it a string. You can use the chr\$ function to set non-character data into the string.

Data conversion

The Read and Write methods perform data conversion. They convert between the ActiveX internal formats, and the MQSeries message formats as defined by the Encoding and CharacterSet properties from the message descriptor. When writing a message you should, if possible, set values into Encoding and CharacterSet that match the characteristics of the recipient of the message before issuing a Write method. When reading a message, this is not normally required because these values will have been set from those in the incoming MQMD.

This is an additional data conversion step that happens after any conversion performed by the MQQueue.Get method.

CompletionCode property

Read-only. Returns the MQSeries completion code set by the most recent method or property access issued against this object.

Defined in: MQMessage class

Data Type: Long

Values:

- MQCC_OK
- MQCC_WARNING
- MQCC_FAILED

Syntax:

To get: *completioncode*& = *MQMessage.CompletionCode*

DataLength property

Read-only. This property returns the value:

`MQMessage.MessageLength - MQMessage.DataOffset`

It can be used before a Read method, to check that the expected number of characters are actually present in the buffer.

The initial value is zero.

Defined in: MQMessage class

Data Type: Long

Syntax:

To get: *bytesleft*& = *MQMessage.DataLength*

DataOffset property

Read-write. The current position within the Message Data portion of the message object.

The value is expressed as a byte offset from the start of the message data buffer; the first character in the buffer corresponds to a DataOffset value of zero.

A read or write method commences its operation at the character referenced by DataOffset. These methods process data in the buffer sequentially from this position, and update DataOffset to point to the byte (if any) immediately following the last byte processed.

DataOffset may take only values in the range zero to MessageLength inclusive. When DataOffset = MessageLength it is pointing to the end, that is the first invalid character of the buffer. Write methods are permitted in this situation - they extend the data in the buffer and increase MessageLength by the number of bytes added. Reading beyond the end of the buffer is not valid.

The initial value is zero.

MQMessage class

Defined in: MQMessage class

Data Type: Long

Syntax:

To get: *currpos*& = *MQMessage.DataOffset*

To set: *MQMessage.DataOffset* = *currpos*&

MessageLength property

Read-only. Returns the total length of the Message Data portion of the message object in characters, irrespective of the value of DataOffset.

The initial value is zero. It is set to the incoming Message Length after a Get method invocation that referenced this message object. It is incremented if the application uses a Write method to add data to the object. It is unaffected by Read methods.

Defined in: MQMessage class

Data Type: Long

Syntax:

To get: *msglength*& = *MQMessage.MessageLength*

ReasonCode property

Read-only. Returns the reason code set by the most recent method or property access issued against this object.

Defined in: MQMessage class

Data Type: Long

Values:

- See the *MQSeries Application Programming Reference*

Syntax:

To get: *reasoncode*& = *MQMessage.ReasonCode*

ReasonName property

Read-only. Returns the symbolic name of the latest reason code. For example, "MQRC_QMGR_NOT_AVAILABLE".

Defined in: MQMessage class

Data Type: String

Values:

- See the *MQSeries Application Programming Reference*

Syntax:

To get: *reasonname*\$ = *MQMessage.ReasonName*

AccountingToken property

Read-write. The MQMD AccountingToken - part of the message Identity Context.

Its initial value is all nulls.

Defined in: MQMessage class

Data Type: String of 32 characters

Syntax:

To get: *actoken\$* = *MQMessage.AccountingToken*

To set: *MQMessage.AccountingToken* = *actoken\$*

Note: See “Message Descriptor properties” on page 4 for a discussion of when you must use AccountingTokenHex in place of the AccountingToken property.

AccountingTokenHex property

Read-write. The MQMD AccountingToken - part of the message Identity Context.

Every two characters represent the hexadecimal equivalent of a single ASCII character. For example, the pair of characters "6" and "1" represent the single character "A", the pair of characters "6" and "2" represent the single character "B", and so on.

You must supply 64 valid hexadecimal characters.

Its initial value is "0...0"

Defined in: MQMessage class

Data Type: String of 64 hexadecimal characters representing 32 ASCII characters

Syntax:

To get: *actokenh\$* = *MQMessage.AccountingTokenHex*

To set: *MQMessage.AccountingTokenHex* = *actokenh\$*

Note: See “Message Descriptor properties” on page 4 for a discussion of when you must use AccountingTokenHex in place of the AccountingToken property.

ApplicationIdData property

Read-write. The MQMD ApplIdentityData - part of the message Identity Context.

Its initial value is all blanks.

Defined in: MQMessage class

Data Type: String of 32 characters

Syntax:

To get: *applid\$* = **MQMessage.ApplicationIdData**

To set: **MQMessage.ApplicationIdData** = *applid\$*

ApplicationOriginData property

Read-write. The MQMD ApplOriginData - part of the message origin context.

Its initial value is all blanks.

Defined in: MQMessage class

Data Type: String of 4 characters

Syntax:

To get: *applor\$* = **MQMessage.ApplicationOriginData**

To set: **MQMessage.ApplicationOriginData** = *applor\$*

BackoutCount property

Read-only. The MQMD BackoutCount.

Its initial value is 0

Defined in: MQMessage class

Data Type: Long

Syntax:

To get: *backoutct&* = **MQMessage.BackoutCount**

CharacterSet property

Read-write. The MQMD CodedCharSetId.

Its initial value is the special value MQCCSI_Q_MGR.

If CharacterSet is set to MQCCSI_Q_MGR, the WriteString method does not perform code-page conversion.

For example:

```
msg.CharacterSet = MQCCSI_Q_MGR
msg.WriteString(chr$(n))
```

where 'n' is greater than or equal to zero and less than or equal to 255, results in a single byte of value of 'n' being written to the buffer.

Defined in: MQMessage class

Data Type: Long

Syntax:

To get: *ccid* = *MQMessage.CharacterSet*

To set: *MQMessage.CharacterSet* = *ccid*

Example

If you want the string written out in code page 437, issue:

```
Message.CharacterSet = 437
Message.WriteString ("string to be written")
```

Set the value you want in the CharacterSet before issuing any WriteString calls.

CorrelationId property

Read-write. The CorrelationId to be included in the MQMD of a message when put on a queue, also the Id to be matched against when getting a message from a queue.

Its initial value is null.

Defined in: MQMessage class

Data Type: String of 24 characters

Syntax:

To get: *correlid* = *MQMessage.CorrelationId*

To set: *MQMessage.CorrelationId* = *correlid*

Note: See “Message Descriptor properties” on page 4 for a discussion of when you must use CorrelationIdHex in place of the CorrelationId property.

CorrelationIdHex property

Read-write. The CorrelationId to be included in the MQMD of a message when put on a queue, also the CorrelationId to be matched against when getting a message from a queue.

Every two characters of the string represent the hexadecimal equivalent of a single ASCII character. For example, the pair of characters "6" and "1" represent the single character "A", the pair of characters "6" and "2" represent the single character "B", and so on.

You must supply 48 valid hexadecimal characters.

Its initial value is "0...0".

Defined in: MQMessage class

Data Type: String of 48 hexadecimal characters representing 24 ASCII characters

Syntax:

To get: *correlidh\$* = *MQMessage*.**CorrelationIdHex**

To set: *MQMessage*.**CorrelationIdHex** = *correlidh\$*

Note: See "Message Descriptor properties" on page 4 for a discussion of when you must use CorrelationIdHex in place of the CorrelationId property.

Encoding property

Read-write. The MQMD field that identifies the representation used for numeric values in the application message data.

Its initial value is the special value MQENC_NATIVE, which varies by platform.

This property is used by the following methods:

- ReadDecimal2 method
- ReadDecimal4 method
- ReadDouble method
- ReadDouble4 method
- ReadFloat method
- ReadInt2 method
- ReadInt4 method
- ReadLong method
- ReadShort method
- ReadUInt2 method
- WriteDecimal2 method
- WriteDecimal4 method
- WriteDouble method
- WriteDouble4 method
- WriteFloat method
- WriteInt2 method
- WriteInt4 method
- WriteLong method
- WriteShort method
- WriteUInt2 method

Defined in: MQMessage class

Data Type: Long

Syntax:

To get: *encoding& = MQMessage.Encoding*

To set: *MQMessage.Encoding = encoding&*

If you are preparing to write data to the message buffer, you should set this field to match the characteristics of the receiving queue manager platform if the receiving queue manager is incapable of performing its own data conversion.

Expiry property

Read-write. The MQMD expiry time field, expected in tenths of a second.

Its initial value is the special value MQEI_UNLIMITED

Defined in: MQMessage class

Data Type: Long

Syntax:

To get: *expiry& = MQMessage.Expiry*

To set: *MQMessage.Expiry = expiry&*

Feedback property

Read-write. The MQMD feedback field.

Its initial value is the special value MQFB_NONE.

Defined in: MQMessage class

Data Type: Long

Values:

- See the *MQSeries Application Programming Reference*

Syntax:

To get: *feedback& = MQMessage.Feedback*

To set: *MQMessage.Feedback = feedback&*

Format property

Read-write. The MQMD format field. Gives the name of a built-in or user-defined format that describes the nature of the Message Data.

Its initial value is the special value MQFMT_NONE.

Defined in: MQMessage class

Data Type: String of 8 characters

Syntax:

To get: *format\$* = **MQMessage.Format**

To set: **MQMessage.Format** = *format\$*

GroupId property

Read-write. The GroupId to be included in the MQPMR of a message when put on a queue, also the Id to be matched against when getting a message from a queue. Its initial value is all nulls.

Defined in: MQMessage class

Data Type: String of 24 characters

Syntax:

To get: *groupid\$* = **MQMessage.GroupId**

To set: **MQMessage.GroupId** = *groupid\$*

Note: See “Message Descriptor properties” on page 4 for a discussion of when you must use GroupIdHex in place of the GroupId property.

GroupIdHex property

Read-write. The GroupId to be included in the MQPMR of a message when put on a queue, also the Id to be matched against when getting a message from a queue.

Every two characters of the string represent the hexadecimal equivalent of a single ASCII character. For example, the pair of characters "6" and "1" represent the single character "A", the pair of characters "6" and "2" represent the single character "B" and so on.

You must supply 48 valid hexadecimal characters.

Its initial value is "0...0".

Defined in: MQMessage class

Data Type: String of 48 hexadecimal characters representing 24 ASCII characters.

Syntax:

To get: *groupidh\$* = **MQMessage.GroupIdHex**

To set: **MQMessage.GroupIdHex** = *groupidh\$*

Note: See “Message Descriptor properties” on page 4 for a discussion of when you must use GroupIdHex in place of the GroupId property.

MessageData property

Read-write. Retrieves or sets the entire contents of a message as a character string.

Defined in: MQMessage class

Data Type: Variant

Note: The data type used by this property is Variant but MQAX expects this to be a variant type of String. If you pass in a variant of other than this type then the error MQRC_OBJECT_TYPE_ERROR will be returned.

Syntax:

To get: *String\$* = **MQMessage.MessageData**

To set: **MQMessage.MessageData** = *String\$*

MessageFlags property

Read-Write. Message flags specifying Segmentation control information. The initial value is 0.

Defined in: MQMessage class

Data Type: Long

Values: See the *MQSeries Application Programming Reference*

Syntax:

To get: *messageflags&* = **MQMessage.MessageFlags**

To set: **MQMessage.MessageFlags** = *messageflags&*

MessageId property

Read-write. The MessageId to be included in the MQMD of a message when put on a queue, also the Id to be matched against when getting a message from a queue.

Its initial value is all nulls.

Defined in: MQMessage class

Data Type: String of 24 characters

Syntax:

To get: *messageid\$* = **MQMessage.MessageId**

To set: **MQMessage.MessageId** = *messageid\$*

Note: See “Message Descriptor properties” on page 4 for a discussion of when you must use MessageIdHex in place of the MessageId property.

MessageIdHex property

Read-write. The MessageId to be included in the MQMD of a message when put on a queue, also the MessageId to be matched against when getting a message from a queue.

Every two characters of the string represent the hexadecimal equivalent of a single ASCII character. For example, the pair of characters "6" and "1" represent the single character "A", the pair of characters "6" and "2" represent the single character "B", and so on.

You must supply 48 valid hexadecimal characters.

Its initial value is "0...0".

Defined in: MQMessage class

Data Type: String of 48 hexadecimal characters representing 24 ASCII characters

Syntax:

To get: *messageidh\$* = *MQMessage.MessageIdHex*

To set: *MQMessage.MessageIdHex* = *messageidh\$*

Note: See "Message Descriptor properties" on page 4 for a discussion of when you must use MessageIdHex in place of the MessageId property.

MessageSequenceNumber property

Read-Write. Sequence information identifying a message within a group. The initial value is 1.

Defined in: MQMessage class

Data Type: Long

Values: See the *MQSeries Application Programming Reference*

Syntax:

To get: *sequencenumber&* = *MQMessage.SequenceNumber*

To set: *MQMessage.SequenceNumber* = *sequencenumber&*

MessageType property

Read-write. The MQMD MsgType field.

Its initial value is MQMT_DATAGRAM.

Defined in: MQMessage class

Data Type: Long

Values:

- See the *MQSeries Application Programming Reference*

Syntax:

To get: *msgtype& = MQMessage.MessageType*

To set: *MQMessage.MessageType = msgtype&*

Offset property

Read-Write. The offset in a segmented message. The initial value is 0.

Defined in: MQMessage class

Data Type: Long

Values: See the *MQSeries Application Programming Reference*

Syntax:

To get: *offset& = MQMessage.Offset*

To set: *MQMessage.Offset = offset&*

OriginalLength property

Read-Write. The original length of a segmented message. The initial value is MQOL_UNDEFINED

Defined in: MQMessage class

Data Type: Long

Values: See the *MQSeries Application Programming Reference*

Syntax:

To get: *originallength& = MQMessage.OriginalLength*

To set: *MQMessage.OriginalLength = originallength&*

Persistence property

Read-write. The message's persistence setting.

Its initial value is MQPER_PERSISTENCE_AS_Q_DEF.

Defined in: MQMessage class

Data Type: Long

Syntax:

To get: *persist*& = **MQMessage.Persistence**

To set: **MQMessage.Persistence** = *persist*&

Priority property

Read-write. The message's priority.

Its initial value is the special value MQPRI_PRIORITY_AS_Q_DEF

Defined in: MQMessage class

Data Type: Long

Syntax:

To get: *priority*& = **MQMessage.Priority**

To set: **MQMessage.Priority** = *priority*&

PutApplicationName property

Read-write. The MQMD PutAppInName - part of the Message Origin context.

Its initial value is all blanks.

Defined in: MQMessage class

Data Type: String of 28 characters

Syntax:

To get: *putapplnm*\$ = **MQMessage.PutApplicationName**

To set: **MQMessage.PutApplicationName** = *putapplnm*\$

PutApplicationType property

Read-write. The MQMD PutApplType - part of the Message Origin context.

Its initial value is MQAT_NO_CONTEXT

Defined in: MQMessage class

Data Type: Long

Values:

- See the *MQSeries Application Programming Reference*

Syntax:

To get: *putappltp& = MQMessage.PutApplicationType*

To set: *MQMessage.PutApplicationType = putappltp&*

PutDateTime property

Read-write. This property combines the MQMD PutDate and PutTime fields. These are part of the Message Origin context that indicate when the message was put.

The ActiveX Extension converts between ActiveX date/time format and the Date and Time formats used in an MQSeries MQMD. If a message is received which has an invalid PutDate or PutTime, then the PutDateTime property after the get method will be set to EMPTY.

Its initial value is EMPTY.

Defined in: MQMessage class

Data Type: Variant of type 7 (date/time) or EMPTY.

Syntax:

To get: *datetime = MQMessage.PutDateTime*

To set: *MQMessage.PutDateTime = datetime*

ReplyToQueueManagerName property

Read-write. The MQMD ReplyToQMGr field.

Its initial value is all blanks

Defined in: MQMessage class

Data Type: String of 48 characters

Syntax:

To get: *replytoqmgr\$ = MQMessage.ReplyToQueueManagerName*

To set: *MQMessage.ReplyToQueueManagerName = replytoqmgr\$*

ReplyToQueueName property

Read-write. The MQMD ReplyToQ field.

Its initial value is all blanks

Defined in: MQMessage class

Data Type: String of 48 characters

Syntax:

To get: *replytoq\$* = **MQMessage.ReplyToQueueName**

To set: **MQMessage.ReplyToQueueName** = *replytoq\$*

Report property

Read-write. The message's Report options.

Its initial value is MQRO_NONE.

Defined in: MQMessage class

Data Type: Long

Values:

- See the *MQSeries Application Programming Reference*

Syntax:

To get: *report&* = **MQMessage.Report**

To set: **MQMessage.Report** = *report&*

TotalMessageLength property

Read-only. Retrieves the length of the last message received by MQGET. If the message has not been truncated, this value is equal to the value of the MessageLength property.

Defined in: MQMessage class

Data Type: Long

Syntax:

To get: *totalmessagelength&* = **MQMessage.TotalMessageLength**

UserId property

Read-write. The MQMD UserIdentifier - part of the message Identity Context.

Its initial value is all blanks.

Defined in: MQMessage class

Data Type: String of 12 characters

Syntax:

To get: *userid\$* = *MQMessage.UserId*

To set: *MQMessage.UserId* = *userid\$*

ClearErrorCodes method

Resets the CompletionCode to MQCC_OK and the ReasonCode to MQRC_NONE for both the MQMessage class and the MQSession class.

Defined in: MQMessage class

Syntax:

Call *MQMessage.ClearErrorCodes()*

ClearMessage method

This method clears the data buffer portion of the MQMessage object. Any Message Data in the data buffer is lost, because MessageLength, DataLength, and DataOffset are all set to zero.

The Message Descriptor (MQMD) portion is unaffected; an application may need to modify some of the MQMD fields before reusing the MQMessage object. If you wish to set the MQMD fields back to initial values you should use New to replace the object with a new instance.

Defined in: MQMessage class

Syntax:

Call *MQMessage.ClearMessage()*

Read method

Reads a sequence of the specified number of bytes from the message buffer into a byte array. DataOffset is incremented and DataLength decremented by the number of bytes read.

The method fails if DataLength is less than the specified number of bytes when it is issued.

Defined in: MQMessage class

Syntax:

Data = *MQMessage.Read*(len&)

Parameters: *len&*: Long. Length of data in bytes to be read.

ReadBoolean method

Reads a 1-byte Boolean value from the message buffer and returns a 2-byte Boolean TRUE(-1)/FALSE(0) value. DataOffset is incremented by 1 and DataLength is decremented by 1 if the method succeeds.

The method fails if DataLength is less than 1 when it is issued.

Defined in: MQMessage class

Syntax:

value = *MQMessage*.ReadBoolean

ReadByte method

This method reads 1 byte from the Message Data buffer and returns it as an Integer (signed 2-byte) integer value in the range -128 to 127.

The method fails if MQMessage.DataLength is less than 1 when it is issued.

DataOffset is incremented by 1 and DataLength is decremented by 1 if the method succeeds.

The byte of message data is assumed to be a signed binary integer.

Defined in: MQMessage class

Syntax:

integerv% = *MQMessage*.ReadByte

ReadDecimal2 method

Reads a 2-byte packed decimal number and returns it as a signed 2-byte integer value. DataOffset is incremented by 2 and DataLength is decremented by 2 if the method succeeds.

The method fails if DataLength is less than 2 when it is issued.

Defined in: MQMessage class

Syntax:

value% = *MQMessage*.ReadDecimal2

ReadDecimal4 method

Reads a 4-byte packed decimal number and returns it as a signed 4-byte integer value. DataOffset is incremented by 4 and DataLength is decremented by 4 if the method succeeds.

The method fails if DataLength is less than 4 when it is issued.

Defined in: MQMessage class

Syntax:

Call *value&* = *MQMessage*.ReadDecimal4

ReadDouble method

This method reads 8 bytes from the Message Data buffer and returns it as a Double (signed 8-byte) floating point value.

The method fails if MQMessage.DataLength is less than 8 when it is issued.

DataOffset is incremented by 8 and DataLength is decremented by 8 if the method succeeds.

The 8 characters of message data are assumed to be a binary floating point number whose encoding is specified by the MQMessage.Encoding property. Note that conversion from System/360 format is not supported.

Defined in: MQMessage class

Syntax:

doublev# = MQMessage.ReadDouble

ReadDouble4 method

The ReadDouble4 and WriteDouble4 methods are alternatives to ReadFloat and WriteFloat. This is because they support 4-byte System/390 floating point message values that are too large to convert to 4-byte IEEE floating point format.

This method reads 4 bytes from the Message Data buffer and returns it as a Double (signed 8-byte) floating point value.

The method fails if MQMessage.DataLength is less than 4 when it is issued.

DataOffset is incremented by 4 and DataLength is decremented by 4 if the method succeeds.

The 4 characters of message data are assumed to be a binary floating point number whose encoding is specified by the MQMessage.Encoding property. Note that conversion from System/360 format is not supported.

Defined in: MQMessage class

Syntax:

doublev# = MQMessage.ReadDouble4

ReadFloat method

This method reads 4 bytes from the Message Data buffer and returns it as a Single (signed 4-byte) floating point value.

The method fails if MQMessage.DataLength is less than 4 when it is issued.

DataOffset is incremented by 4 and DataLength is decremented by 4 if the method succeeds.

The 4 characters of message data are assumed to be a floating point number whose encoding is specified by the MQMessage.Encoding property. Note that conversion from System/360 format is not supported.

Defined in: MQMessage class

Syntax:

single! = MQMessage.ReadFloat

ReadInt2 method

The method is identical to the ReadShort method.

Syntax:

integerv% = MQMessage.ReadInt2

ReadInt4 method

This method is identical to the ReadLong method.

Syntax:

bigint& = MQMessage.ReadInt4

ReadLong method

This method reads 4 bytes from the Message Data buffer and returns it as a Long (signed 4-byte) integer value.

The method fails if MQMessage.DataLength is less than 4 when it is issued.

DataOffset is incremented by 4 and DataLength is decremented by 4 if the method succeeds.

The 4 characters of message data are assumed to be a binary integer whose encoding is specified by the MQMessage.Encoding property.

Defined in: MQMessage class

Syntax:

bigint& = MQMessage.ReadLong

ReadNullTerminatedString method

This is for use in place of ReadString if the string may contain embedded null characters.

This method reads the specified number of bytes from the message data buffer and returns it as an ActiveX string. If the string contains an embedded null before the end then the length of the returned string is reduced to reflect only those characters before the null.

The method fails if DataLength is less than the specified number of bytes when it is issued.

DataOffset is incremented and DataLength is decremented by the value specified regardless of whether or not the string contains embedded null characters.

The characters in the message data are assumed to be a string whose code page is specified by the MQMessage.CharacterSet property. Conversion to ActiveX representation is performed for the application.

Defined in: MQMessage class

Syntax:

string\$ = MQMessage.ReadNullTerminatedString(*length*&)

Parameters: *length*& *Long*. Length of string field in bytes.

ReadShort method

This method reads 2 bytes from the Message Data buffer and returns it as an Integer (signed 2-byte) value.

The method fails if MQMessage.DataLength is less than 2 when it is issued.

DataOffset is incremented by 2 and DataLength is decremented by 2 if the method succeeds.

The 2 characters of message data are assumed to be a binary integer whose encoding is specified by the MQMessage.Encoding property.

Defined in: MQMessage class

Syntax:

integerv% = MQMessage.ReadShort

ReadString method

This method reads *n* bytes from the Message Data buffer and returns it as an ActiveX string.

The method fails if `MQMessage.DataLength` is less than *n* when it is issued.

`DataOffset` is incremented by *n* and `DataLength` is decremented by *n* if the method succeeds.

The *n* characters of message data are assumed to be a string whose code page is specified by the `MQMessage.CharacterSet` property. Conversion to ActiveX representation is performed for the application.

Defined in: `MQMessage` class

Syntax:

stringv\$ = `MQMessage.ReadString` (*length&*)

Parameter *length&* Long. Length of string field in bytes.

ReadUInt2 method

This method reads 2 bytes from the Message Data buffer and returns it as a Long (signed 4-byte) integer value.

The method fails if `MQMessage.DataLength` is less than 2 when it is issued.

`DataOffset` is incremented by 2 and `DataLength` is decremented by 2 if the method succeeds.

The 2 bytes of message data are assumed to be an unsigned binary integer whose encoding is specified by the `MQMessage.Encoding` property.

Defined in: `MQMessage` class

Syntax:

bigint& = `MQMessage.ReadUInt2`

ReadUnsignedByte method

This method reads 1 byte from the Message Data buffer and returns it as an Integer (signed 2-byte) integer value in the range 0 to 255.

The method fails if `MQMessage.DataLength` is less than 1 when it is issued.

`DataOffset` is incremented by 1 and `DataLength` is decremented by 1 if the method succeeds.

The 1 byte of message data is assumed to be an unsigned binary integer.

Defined in: `MQMessage` class

Syntax:

integerv% = `MQMessage.ReadUnsignedByte`

ReadUTF method

This method reads a UTF format string from the message buffer and returns it as an ActiveX string. The string in the message consists of a 2-byte length followed by the character data.

The method fails if MQMessage.DataLength is less than the string length when it is issued.

DataOffset is incremented and DataLength is decremented by the string length if the method succeeds.

Defined in: MQMessage class

Syntax:

value\$ = MQMessage.ReadUTF

ResizeBuffer method

This method alters the amount of storage currently allocated internally to hold the Message Data buffer. It gives the application some control over the automatic buffer management, in that if the application knows that it is going to deal with a large message, it can ensure that a sufficiently large buffer is allocated. The application does not need to use this call - if it does not, the automatic buffer management code will grow the buffer size to fit.

If you resize the buffer to be smaller than the current MessageLength, you risk losing data. If you do lose data, the method returns a CompletionCode of MQCC_WARNING and a ReasonCode of MQRC_DATA_TRUNCATED.

If you resize the buffer to be smaller than the value of the **DataOffset** property the:

- **DataOffset** property is changed to point to the end of the new buffer
- **DataLength** property is set to zero
- **MessageLength** property is changed to the new buffer size

Defined in: MQMessage class

Syntax:

MQMessage.ResizeBuffer(Length&)

Parameter: Length& Long. Size required in characters.

Write method

Writes a sequence of bytes to the message buffer from a byte array. DataOffset is incremented by the number of bytes written if the method succeeds.

Defined in: MQMessage class

Syntax:

Call *MQMessage*.**Write**(data)

Parameters: *data*: a byte array or a variant reference to a byte array

WriteBoolean method

Writes a 1-byte Boolean value to the message buffer from a 2-byte Boolean value. DataOffset is incremented by 1 if the method succeeds.

Defined in: MQMessage class

Syntax:

Call *MQMessage*.**WriteBoolean**(value)

Parameter: *value*: Boolean (2-bytes). Value to be written.

WriteByte method

This method takes a signed 2-byte integer value and writes it into the Message Data buffer as a 1-byte binary number.

DataOffset is incremented by 1 if the method succeeds.

The value specified should be in the range -128 to 127. If it is not, the method returns with CompletionCode MQCC_FAILED and ReasonCode MQRC_WRITE_VALUE_ERROR.

Defined in: MQMessage class

Syntax:

Call *MQMessage*.**WriteByte**(value%)

Parameter: *value%* Integer. Value to be written.

WriteDecimal2 method

Writes a signed 2-byte integer as a 2-byte packed decimal number to the message buffer. DataOffset is incremented by 2 if the method succeeds.

Defined in: MQMessage class

Syntax:

Call *MQMessage*.**WriteDecimal2**(value%)

Parameter: *value%* Integer. Value to be written.

WriteDecimal4 method

Writes a signed 4-byte integer as a 4-byte packed decimal number to the message buffer. DataOffset is incremented by 4 if the method succeeds.

Defined in: MQMessage class

Syntax:

Call *MQMessage*.**WriteDecimal4**(value&)

Parameter: *value&* Long. Value to be written.

WriteDouble method

This method takes a signed 8-byte floating point value and writes it into the Message Data buffer as an 8-byte floating point number.

DataOffset is incremented by 8 if the method succeeds.

The method converts to the floating point representation specified by the MQMessage.Encoding property. *Conversion to System/360 format is not supported.*

Defined in: MQMessage class

Syntax:

Call *MQMessage*.**WriteDouble**(value#)

Parameter: *value#* Double. Value to be written.

WriteDouble4 method

See “ReadDouble4 method” on page 71 for a description of when ReadDouble4 and WriteDouble4 should be used in place of ReadFloat and WriteFloat.

This method takes a signed 8-byte floating point value and writes it into the Message Data buffer as a 4-byte floating number.

DataOffset is incremented by 4 if the method succeeds.

The method converts to the floating point representation specified by the MQMessage.Encoding property. *Conversion to System/360 format is not supported.*

Defined in: MQMessage class

Syntax:

Call *MQMessage*.**WriteDouble4**(value#)

Parameter: *value#* Double. Value to be written.

WriteFloat method

This method takes a signed 4-byte floating point value and writes it into the Message Data buffer as a 4-byte floating point number.

DataOffset is incremented by 4 if the method succeeds.

The method converts to the binary representation specified by the MQMessage.Encoding property. *Conversion to System/360 format is not supported.*

Defined in: MQMessage class

Syntax:

Call *MQMessage*.**WriteFloat**(*value!*)

Parameter *value!* Float. Value to be written.

WriteInt2 method

This method is identical to the WriteShort method.

Syntax:

Call *MQMessage*.**WriteInt2**(*value%*)

Parameter *value%* Integer. Value to be written.

WriteInt4 method

This method is identical to the WriteLong method.

Syntax:

Call *MQMessage*.**WriteInt4**(*value&*)

Parameter *value&* Long. Value to be written.

WriteLong method

This method takes a signed 4-byte integer value and writes it into the Message Data buffer as a 4-byte binary number.

DataOffset is incremented by 4 if the method succeeds.

The method converts to the binary representation specified by the MQMessage.Encoding property.

Defined in: MQMessage class

Syntax:

Call *MQMessage*.**WriteLong**(*value&*)

Parameter *value&* Long. Value to be written.

WriteNullTerminatedString method

This method performs a normal WriteString and pads any remaining bytes up to the specified length with null. If the number of bytes written by the initial write string is equal to the specified length then no nulls are written. If the number of bytes exceeds the specified length then an error (reason code MQRC_WRITE_VALUE_ERROR) is set.

DataOffset is incremented by the specified length if the method succeeds.

Defined in: MQMessage class

Syntax:

Call *MQMessage*.**WriteNullTerminatedString**(*value*\$, *length*&)

Parameters: *value*\$ String. Value to be written.

length& Long. Length of string field in bytes.

WriteShort method

This method takes a signed 2-byte integer value and writes it into the Message Data buffer as a 2-byte binary number.

DataOffset is incremented by 2 if the method succeeds.

The method converts to the binary representation specified by the MQMessage.Encoding property.

Defined in: MQMessage class

Syntax:

Call *MQMessage*.**WriteShort**(*value*%)

Parameter *value*% Integer. Value to be written.

WriteString method

This method takes an ActiveX string and writes it into the Message Data buffer.

DataOffset is incremented by the length of the string in bytes if the method succeeds.

The method converts characters into the code page specified by the MQMessage.CharacterSet property.

Defined in: MQMessage class

Syntax:

Call *MQMessage*.**WriteString**(*value*%)

Parameter *value*\$ String. Value to be written.

WriteUInt2 method

This method takes a signed 4-byte integer value and writes it into the Message Data buffer as a 2-byte unsigned binary number.

DataOffset is incremented by 2 if the method succeeds.

The method converts to the binary representation specified by the MQMessage.Encoding property. The value specified should be in the range 0 to 2**16-1. If it is not the method returns with CompletionCode MQCC_FAILED and ReasonCode MQRC_WRITE_VALUE_ERROR.

Defined in: MQMessage class

Syntax:

Call *MQMessage*.WriteUInt2(*value&*)

Parameter *value&* Long. Value to be written.

WriteUnsignedByte method

This method takes a signed 2-byte integer value and writes it into the Message Data buffer as a 1-byte unsigned binary number.

DataOffset is incremented by 1 if the method succeeds.

The value specified should be in the range 0 to 255. If it is not the method returns with CompletionCode MQCC_FAILED and ReasonCode MQRC_WRITE_VALUE_ERROR.

Defined in: MQMessage class

Syntax:

Call *MQMessage*.WriteUnsignedByte(*value%*)

Parameter *value%* Integer. Value to be written.

WriteUTF method

This method takes an ActiveX string and writes it into the message data buffer in UTF format. The data written consists of a 2-byte length followed by the character data. DataOffset is incremented by the length of the string if the method succeeds.

Defined in: MQMessage class

Syntax:

Call *MQMessage*.WriteUTF(*value\$*)

Parameter: *value\$* String. Value to be written.

MQPutMessageOptions class

This class encapsulates the various options that control the action of putting a message onto an MQSeries Queue.

Containment

Contained by the MQSession class.

Creation

New creates a new MQPutMessageOptions object and sets all its properties to initial values.

Alternatively, use the AccessPutMessageOptions method of the MQSession class.

Syntax:

Dim *pmo* As New MQPutMessageOptions or

Set *pmo* = New MQPutMessageOptions

Properties

- CompletionCode property
- Options property
- ReasonCode property
- ReasonName property
- RecordFields property
- ResolvedQueueManagerName property
- ResolvedQueueName property

Methods

- ClearErrorCodes method

CompletionCode property

Read-only. Returns the completion code set by the last method or property access issued against the object.

Defined in: MQPutMessageOptions class

Data Type: Long

Values:

- MQCC_OK
- MQCC_WARNING
- MQCC_FAILED

Syntax:

To get: *completioncode*& = *PutOpts.CompletionCode*

Options property

Read-write. The MQPMO Options field. See the *MQSeries Application Programming Reference* for details. Initial value is MQPMO_NONE.

Defined in: MQPutMessageOptions Class.

Data Type: Long

Syntax:

To get: *options*& = *PutOpts.Options*

To set: *PutOpts.Options* = *options*&

The MQPMO_PASS_IDENTITY_CONTEXT and MQPMO_PASS_ALL_CONTEXT options are not supported.

ReasonCode property

Read-only. Returns the reason code set by the last method or property access issued against the object.

Defined in: MQPutMessageOptions class

Data Type: Long

Values:

- See the *MQSeries Application Programming Reference*

Syntax:

To get: *reasoncode*& = *PutOpts.ReasonCode*

ReasonName property

Read-only. Returns the symbolic name of the latest reason code. For example, "MQRC_QMGR_NOT_AVAILABLE".

Defined in: MQPutMessageOptions class

Data Type: String

Values:

- See the *MQSeries Application Programming Reference*

Syntax:

To get: *reasonname*\$ = *PutOpts.ReasonName*

RecordFields property

Read-write. Flags indicating which fields are to be customized on a per-queue basis when putting a message to a distribution list. The initial value is zero.

This property corresponds to the PutMsgRecFields flags in the MQI MQPMO structure. In the MQI, these flags control which fields (in the MQPMR structure) are present and used by the MQPUT. In an MQPutMessageOptions object these fields are always present and the flags therefore only affect which fields are used by the Put. See the *MQSeries Application Programming Reference* for further details.

Defined in: MQPutMessageOptions class

Data Type: Long

Syntax:

To get: *recordfields*& = *PutOpts.RecordFields*

To set: *PutOpts.RecordFields* = *recordfields*&

ResolvedQueueManagerName property

Read-only. The MQPMO ResolvedQMGrName field. See the *MQSeries Application Programming Reference* for details. The initial value is all blanks.

Defined in: MQPutMessageOptions class

Data Type: String of 48 characters

Syntax:

To get: *qmgr\$* = *PutOpts.ResolvedQueueManagerName*

ResolvedQueueName property

Read-only. The MQPMO ResolvedQName field. See the *MQSeries Application Programming Reference* for details. The initial value is all blanks.

Defined in: MQPutMessageOptions class

Data Type: String of 48 characters

Syntax:

To get: *qname\$* = *PutOpts.ResolvedQueueName*

ClearErrorCodes method

Resets the CompletionCode to MQCC_OK and the ReasonCode to MQRC_NONE for both the MQPutMessageOptions class and the MQSession class.

Defined in: MQPutMessageOptions class

Syntax:

Call *PutOpts.ClearErrorCodes()*

MQGetMessageOptions class

This class encapsulates the various options that control the action of getting a message from an MQSeries queue.

Containment

Contained by the MQSession class.

Properties

- CompletionCode property
- MatchOptions property
- Options property
- ReasonCode property
- ReasonName property
- ResolvedQueueName property
- WaitInterval property

Methods

- ClearErrorCodes method

Creation

New creates a new MQGetMessageOptions object and sets all its properties to initial values.

Alternatively, use the AccessGetMessageOptions method of the MQSession class.

Syntax:

Dim *gmo* As New MQGetMessageOptions or

Set *gmo* = New MQGetMessageOptions

CompletionCode property

Read-only. Returns the completion code set by the last method or property access issued against the object.

Defined in: MQGetMessageOptions Class.

Data Type: Long

Values:

- MQCC_OK
- MQCC_WARNING
- MQCC_FAILED

Syntax:

To get: *completioncode* = *GetOpts.CompletionCode*

MatchOptions property

Read-write. Options controlling selection criteria used for MQGET. The initial value is MQMO_MATCH_MSG_ID + MQMO_MATCH_CORREL_ID.

Defined in: MQGetMessageOptions class

Data Type: Long

Values: See the *MQSeries Application Programming Reference*

Syntax:

To get: *matchoptions*& = *GetOpts.MatchOptions*

To set: *GetOpts.MatchOptions* = *matchoptions*&

Options property

Read-write. The MQGMO Options field. See the *MQSeries Application Programming Reference* for details. Initial value is MQGMO_NO_WAIT.

Defined in: MQGetMessageOptions Class.

Data Type: Long

Syntax:

To get: *options*& = *GetOpts.Options*

To set: *GetOpts.Options* = *options*&

ReasonCode property

Read-only. Returns the reason code set by the last method or property access issued against the object.

Defined in: MQGetMessageOptions class

Data Type: Long

Values:

- See the *MQSeries Application Programming Reference*

Syntax:

To get: *reasoncode*& = *GetOpts.ReasonCode*

ReasonName property

Read-only. Returns the symbolic name of the latest reason code. For example, "MQRC_QMGR_NOT_AVAILABLE".

Defined in: MQGetMessageOptions class

Data Type: String

Values:

- See the *MQSeries Application Programming Reference*

Syntax:

To get: *reasonname*\$ = *MQGetMessageOptions.ReasonName*

ResolvedQueueName property

Read-only. The MQGMO ResolvedQName field. See the *MQSeries Application Programming Reference* for details. The initial value is all blanks.

Defined in: MQGetMessageOptions class

Data Type: String of 48 characters

Syntax:

To get: *qname\$* = *GetOpts.ResolvedQueueName*

WaitInterval property

Read-write. The MQGMO WaitInterval field. The maximum time, in milliseconds, that the Get will wait for a suitable message to arrive - if wait action has been requested by the Options property. See the *MQSeries Application Programming Reference* for details. Initial value is 0.

Defined in: MQGetMessageOptions class

Data Type: Long

Syntax:

To get: *wait&* = *GetOpts.WaitInterval*

To set: *GetOpts.WaitInterval* = *wait&*

ClearErrorCodes method

Resets the CompletionCode to MQCC_OK and the ReasonCode to MQRC_NONE for both the MQGetMessageOptions class and the MQSession class.

Defined in: MQGetMessageOptions class

Syntax:

Call *GetOpts.ClearErrorCodes()*

MQDistributionList class

This class encapsulates a collection of queues - local, remote, or alias for output.

Properties:

- AlternateUserId property
- CloseOptions property
- CompletionCode property
- ConnectionReference property
- FirstDistributionListItem property
- IsOpen property
- OpenOptions property
- ReasonCode property
- ReasonName property

Methods:

- AddDistributionListItem method
- ClearErrorCodes method
- Close method
- Open method
- Put method

Creation:

new creates a new MQDistributionList object.

Alternatively, use the AddDistributionList method of the MQQueueManager class.

Syntax:

Dim *distlist* **As New** MQDistributionList

or

Set *distlist* = **New** MQDistributionList

AlternateUserId property

Read-write. The alternate user ID used to validate access to the list of queues when they are opened.

Defined in: MQDistributionList class

Data Type: String of 12 characters

Syntax:

To get: *altuser\$* = *MQDistributionList*.AlternateUserId

To set: *MQDistributionList*.AlternateUserId = *altuser\$*

CloseOptions property

Read-write. Options used to control what happens when the distribution list is closed. The initial value is MQCO_NONE.

Defined in: MQDistributionList class

Data Type: Long

MQDistributionList class

Values:

- MQCO_NONE
- MQCO_DELETE
- MQCO_DELETE_PURGE

Syntax:

To get: *closeopt* = *MQDistributionList*.**CloseOptions**

To set: *MQDistributionList*.**CloseOptions** = *closeopt*

CompletionCode property

Read-only. The completion code set by the last method or property access issued against the object.

Defined in: MQDistributionList class

Data Type: Long

Values:

- MQCC_OK
- MQCC_WARNING
- MQCC_FAILED

Syntax:

To get: *completioncode* = *MQDistributionList*.**CompletionCode**

ConnectionReference property

Read-write. The queue manager to which the distribution list belongs.

Defined in: MQDistributionList class

Data Type: MQQueueManager

Syntax:

To get: *set queuemanager* = *MQDistributionList*.**ConnectionReference**

To set: *set MQDistributionList*.**ConnectionReference** = *queuemanager*

FirstDistributionListItem property

Read-only. The first distribution list item object associated with the distribution list.

Defined in: MQDistributionList class

Data Type: MQDistributionListItem

Values:

Syntax:

To get: *set distributionlistitem* = *MQDistributionList*.**FirstDistributionListItem**

IsOpen property

Read-only. A value that indicates whether or not the distribution list is currently open.

Defined in: MQDistributionList class

Data Type: Boolean

Values:

- TRUE (-1)
- FALSE (0)

Syntax:

To get: *IsOpen* = *MQDistributionList.IsOpen*

OpenOptions property

Read-write. Options to be used when the distribution list is opened.

Defined in: MQDistributionList class

Data Type: Long

Values: See the *MQSeries Application Programming Reference*

Syntax:

To get: *openopt&* = *MQDistributionList.OpenOptions*

To set: *MQDistributionList.OpenOptions* = *openopt&*

ReasonCode property

Read-only. The reason code set by the last method or property access issued against the object.

Defined in: MQDistributionList class

Data Type: Long

Values: See the *MQSeries Application Programming Reference*

Syntax:

To get: *reasoncode&* = *MQDistributionList.ReasonCode*

ReasonName property

Read-only. The symbolic name for the ReasonCode. For example "MQRC_QMGR_NOT_AVAILABLE".

Defined in: MQDistributionList class

Data Type: String

Values: See the *MQSeries Application Programming Reference*

Syntax:

To get: *reasonname\$* = *MQDistributionList.ReasonName*

AddDistributionListItem method

Creates a new MQDistributionListItem object and associates it with the distribution list object. The queue name parameter is mandatory.

The DistributionList property of the distribution list item is set to the owning distribution list and the FirstDistributionListItem property of the distribution list is set to reference this new distribution list item.

For the new distribution list item, the PreviousDistributionListItem property is set to nothing and the NextDistributionListItem property is set to reference any distribution list item that was previously first, or nothing if there was none previously (that is, the new one is inserted in front of those that exist already).

This will return an error if the distribution list is open.

Defined in: MQDistributionList class

Syntax:

set distributionlistitem = *MQDistributionList*.**AddDistributionListItem** (QName\$, QMgrName\$)

Parameters:

QName\$ String. Name of the MQSeries queue.

QMgrName\$ String. Name of the MQSeries queue manager.

ClearErrorCodes method

Resets the CompletionCode to MQCC_OK and the ReasonCode to MQRC_NONE for both the MQDistributionList class and the MQSession class.

Defined in: MQDistributionList class

Syntax:

Call *MQDistributionList*.**ClearErrorCodes**()

Close method

Closes a distribution list using the current value of Close options.

Defined in: MQDistributionList class

Syntax:

Call *MQDistributionList*.**Close**()

Open method

Opens each of the queues specified by the QueueName and (where appropriate) QueueManagerName properties of the distribution list items associated with the current object using the current value of AlternateUserId.

Defined in: MQDistributionList class

Syntax:

Call *MQDistributionList*.**Open**()

Put method

Places a message on each of the queues identified by the distribution list items associated with the distribution list.

This method takes an MQMessage object as a parameter. The following distribution list item properties may be altered as a result of this method:

- CompletionCode
- ReasonCode
- ReasonName
- MessageId
- MessageIdHex
- CorrelationId
- CorrelationIdHex
- GroupId
- GroupIdHex
- Feedback
- AccountingToken
- AccountingTokenHex

Defined in:

MQDistributionList class

Syntax:

Call *MQDistributionList*.**Put**(Message, PutMsgOptions&)

Parameters:

Message MQMessage object representing the message to be put.

PutMsgOptions MQPutMessageOptions object containing options to control the put operation. If not specified, default PutMessageOptions are used.

MQDistributionListItem class

This class encapsulates the MQOR, MQRR, and MQPMR structures and associates them with an owning distribution list.

Properties:

- AccountingToken property
- AccountingTokenHex property
- CompletionCode property
- CorrelationId property
- CorrelationIdHex property
- DistributionList property
- Feedback property
- GroupId property
- GroupIdHex property
- MessageId property
- MessageIdHex property
- NextDistributionListItem property
- PreviousDistributionListItem property
- QueueManagerName property
- QueueName property
- ReasonCode property
- ReasonName property

Methods:

- ClearErrorCodes method

Creation:

Use the AddDistributionListItem method of the MQDistributionList class

AccountingToken property

Read-write. The AccountingToken to be included in the MQPMR of a message when put on a queue. Its initial value is all nulls.

Defined in: MQDistributionListItem class

Data Type: String of 32 characters

Syntax:

To get: *accountingtoken\$* = *MQDistributionListItem*.**AccountingToken**

To set: *MQDistributionListItem*.**AccountingToken** = *accountingtoken\$*

AccountingTokenHex property

Read-write. The AccountingToken to be included in the MQPMR of a message when put on a queue.

Every two characters of the string represent the hexadecimal equivalent of a single ASCII character. For example, the pair of characters "6" and "1" represent the single character "A", the pair of characters "6" and "2" represent the single character "B" and so on.

You must supply 64 valid hexadecimal characters.

Its initial value is "0...0".

Defined in: MQDistributionListItem class

Data Type: String of 64 hexadecimal characters representing 32 ASCII characters.

Syntax:

To get: *accountingtokenh\$* = *MQDistributionListItem.AccountingTokenHex*

To set: *MQDistributionListItem.AccountingTokenHex* = *accountingtokenh\$*

CompletionCode property

Read-only. The completion code set by the last open or put request issued against the owning distribution list object.

Defined in: MQDistributionListItem class

Data Type: Long

Values:

- MQCC_OK
- MQCC_WARNING
- MQCC_FAILED

Syntax:

To get: *completioncode\$* = *MQDistributionListItem.CompletionCode*

CorrelationId property

Read-write. The CorrelId to be included in the MQPMR of a message when put on a queue. Its initial value is all nulls.

Defined in: MQDistributionListItem class

Data Type: String of 24 characters

Syntax:

To get: *correlid\$* = *MQDistributionListItem.CorrelationId*

To set: *MQDistributionListItem.CorrelationId* = *correlid\$*

CorrelationIdHex property

Read-write. The CorrelId to be included in the MQPMR of a message when put on a queue.

Every two characters of the string represent the hexadecimal equivalent of a single ASCII character. For example, the pair of characters "6" and "1" represent the single character "A", the pair of characters "6" and "2" represent the single character "B" and so on.

You must supply 48 valid hexadecimal characters.

Its initial value is "0..0".

Defined in: MQDistributionListItem class

Data Type: String of 48 hexadecimal characters representing 24 ASCII characters.

Syntax:

To get: *correlidh\$* = MQDistributionListItem.**CorrelationIdHex**

To set: MQDistributionListItem.**CorrelationIdHex** = *correlidh\$*

DistributionList property

Read-only. The distribution list with which this distribution list item is associated.

Defined in: MQDistributionListItem class

Data Type: MQDistributionList

Syntax:

To get: *set distributionlist* = MQDistributionListItem.**DistributionList**

Feedback property

Read-write. The Feedback value to be included in the MQPMR of a message when put on a queue.

Defined in: MQDistributionListItem class

Data Type: Long

Values: See the *MQSeries Application Programming Reference*

Syntax:

To get: *feedback&* = MQDistributionListItem.**Feedback**

To set: MQDistributionListItem.**Feedback** = *feedback&*

GroupId property

Read-write. The GroupId to be included in the MQPMR of a message when put on a queue. Its initial value is all nulls.

Defined in: MQDistributionListItem class

Data Type: String of 24 characters

Syntax:

To get: *groupid\$* = *MQDistributionListItem.GroupId*

To set: *MQDistributionListItem.GroupId* = *groupid\$*

GroupIdHex property

Read-write. The GroupId to be included in the MQPMR of a message when put on a queue.

Every two characters of the string represent the hexadecimal equivalent of a single ASCII character. For example, the pair of characters "6" and "1" represent the single character "A", the pair of characters "6" and "2" represent the single character "B" and so on.

You must supply 48 valid hexadecimal characters.

Its initial value is "0..0".

Defined in: MQDistributionListItem class

Data Type: String of 48 hexadecimal characters representing 24 ASCII characters.

Syntax:

To get: *groupidh\$* = *MQDistributionListItem.GroupIdHex*

To set: *MQDistributionListItem.GroupIdHex* = *groupidh\$*

MessageId property

Read-write. The MessageId to be included in the MQPMR of a message when put on a queue. Its initial value is all nulls.

Defined in: MQDistributionListItem class

Data Type: String of 24 characters

Syntax:

To get: *messageid\$* = *MQDistributionListItem.MessageId*

To set: *MQDistributionListItem.MessageId* = *messageid\$*

MessageIdHex property

Read-write. The MessageId to be included in the MQPMR of a message when put on a queue.

Every two characters of the string represent the hexadecimal equivalent of a single ASCII character. For example, the pair of characters "6" and "1" represent the single character "A", the pair of characters "6" and "2" represent the single character "B" and so on.

You must supply 48 valid hexadecimal characters.

Its initial value is "0..0".

Defined in: MQDistributionListItem class

Data Type: String of 48 hexadecimal characters representing 24 ASCII characters.

Syntax:

To get: *messageidh\$* = *MQDistributionListItem.MessageIdHex*

To set: *MQDistributionListItem.MessageIdHex* = *messageidh\$*

NextDistributionListItem property

Read-only. The next distribution list item object associated with the same distribution list.

Defined in: MQDistributionListItem class

Data Type: MQDistributionListItem

Syntax:

To get: *set distributionlistitem* = *MQDistributionListItem.NextDistributionListItem*

PreviousDistributionListItem property

Read-only. The previous distribution list item object associated with the same distribution list.

Defined in: MQDistributionListItem class

Data Type: MQDistributionListItem

Syntax:

To get: *set distributionlistitem* =
MQDistributionListItem.PreviousDistributionListItem

QueueManagerName property

Read-write. The MQSeries queue manager name.

Defined in: MQDistributionListItem class

Data Type: String of 48 characters.

Syntax:

To get: *qmname\$* = *MQDistributionListItem.QueueManagerName*

To set: *MQDistributionListItem.QueueManagerName* = *qmname\$*

QueueName property

Read-write. The MQSeries queue name.

Defined in: MQDistributionListItem class

Data Type: String of 48 characters.

Syntax:

To get: *qname\$* = *MQDistributionListItem.QueueName*

To set: *MQDistributionListItem.QueueName* = *qname\$*

ReasonCode property

Read-only. The completion code set by the last open or put issued to the owning distribution list object.

Defined in: MQDistributionListItem class

Data Type: Long

Values: See the *MQSeries Application Programming Reference*

- MQCC_OK
- MQCC_WARNING
- MQCC_FAILED

Syntax:

To get: *reasoncode&* = *MQDistributionListItem.ReasonCode*

ReasonName property

Read-only. The symbolic name for the ReasonCode. For example "MQRC_QMGR_NOT_AVAILABLE".

Defined in: MQDistributionListItem class

Data Type: String

Values: See the *MQSeries Application Programming Reference*

Syntax:

To get: *reasonname\$* = *MQDistributionListItem.ReasonName*

ClearErrorCodes method

Resets the CompletionCode to MQCC_OK and the ReasonCode to MQRC_NONE for both the MQDistributionListItem class and the MQSession class.

Defined in: MQDistributionListItem class

Syntax:

Call *MQDistributionListItem.ClearErrorCodes*

Chapter 4. Troubleshooting

This chapter explains the trace facility provided and details common pitfalls, with help to avoid them, in the following sections:

- “Using trace” on page 100
- “When your MQSeries Automation Classes for ActiveX script fails” on page 107
- “Reason codes” on page 108

Code level tool

You may be asked by the IBM Service Team which level of code you have installed.

To find this out, run the 'MQAXLEV' utility program.

From the command prompt, change to the directory containing the MQAX200.dll or add the full path length and enter:

```
MQAXLev MQAX200.dll > MQAXLEV.OUT
```

where MQAXLEV.OUT is the name of the output file.

If you do not specify an output file, the detail is displayed on the screen.

Example output file from code level tool

```
5639-B43 (C) Copyright IBM Corp. 1996, 1998. ALL RIGHTS RESERVED.
***** Code Level is 5.1 ***** lib/mqole/mqole.cpp, mqole, p000, p000 L981119 1.8 98/08/21
lib/mqlsx/gmqdyn0a.c, mqlsx, p000, p000 L990212 1.6 99/02/11 16:40:24
lib/mqlsx/pc/gmqdyn1p.c, mqlsx, p000, p000 L990212 1.6 99/02/11 16:44:14
lib/imqi/imqbin.cpp, imqi, p000, p000 L981119 1.7.1.16 98/11/12 15:47:32
lib/imqi/imqcac.cpp, imqi, p000, p000 L981215 1.14.2.11 98/12/15 10:09:21
lib/imqi/imqdlh.cpp, imqi, p000, p000 L981119 1.18.2.11 98/11/12 15:48:59
lib/imqi/imqerr.cpp, imqi, p000, p000 L981119 1.5.2.7 98/11/12 15:47:19
lib/imqi/imqgmo.cpp, imqi, p000, p000 L981119 1.3.1.26 98/11/16 12:02:00
lib/imqi/imqgmo2.cpp, imqi, p000, p000 L981119 1.2 98/11/12 15:47:55
lib/imqi/imqhdr.cpp, imqi, p000, p000 L981119 1.3.2.5 98/04/30 13:23:24
lib/imqi/imqitm.cpp, imqi, p000, p000 L981119 1.8.1.5 98/04/30 13:23:30
lib/imqi/imqmgr.cpp, imqi, p000, p000 L990209 1.15.1.51 99/02/09 12:37:58
lib/imqi/imqmsg.cpp, imqi, p000, p000 L981216 1.22.1.29 98/12/16 12:39:12
lib/imqi/imqobj.cpp, imqi, p000, p000 L981119 1.25.1.36 98/11/16 11:53:11
lib/imqi/imqpmo.cpp, imqi, p000, p000 L981119 1.8.1.25 98/11/16 13:40:31
lib/imqi/imqque.cpp, imqi, p000, p000 L990209 1.23.1.85 99/02/09 12:38:03
lib/imqi/imqstr.cpp, imqi, p000, p000 L990209 1.8.1.30 99/02/09 12:38:12
lib/imqi/imqsem.cpp, imqi, p000, p000 L990212 1.19 99/02/12 12:57:27
lib/mqole/mqoleafx.cpp, mqole, p000, p000 L990216 1.2 99/02/15 12:12:51
lib/mqole/mqgmo.cpp, mqole, p000, p000 L981119 1.3 98/10/29 14:53:31
lib/mqole/mqmsg.cpp, mqole, p000, p000 L990219 1.12 99/02/18 12:13:04
lib/mqole/mqole.cpp, mqole, p000, p000 L981119 1.8 98/08/21 10:22:05
lib/mqole/mqpmo.cpp, mqole, p000, p000 L981119 1.3 98/10/29 14:54:00
lib/mqole/mqqm.cpp, mqole, p000, p000 L981119 1.3 98/10/29 14:54:11
lib/mqole/mqqueue.cpp, mqole, p000, p000 L981222 1.5 98/12/21 16:29:47
lib/mqole/mqsess.cpp, mqole, p000, p000 L981215 1.5 98/12/11 14:37:44
lib/mqole/mqdst.cpp, mqole, p000, p000 L981119 1.5 98/10/29 14:53:14
lib/mqole/mqdstitm.cpp, mqole, p000, p000 L981119 1.7 98/10/29 14:53:22
lib/mqlsx/xmqcsa.c, mqole, p000, p000 L990216 1.3 99/02/15 13:24:34
lib/mqlsx/xmqfdca.c, mqlsx, p000, p000 L990212 1.3 99/02/11 16:40:35
lib/mqlsx/xmqtrca.c, mqlsx, p000, p000 L990212 1.5 99/02/11 16:12:02
lib/mqlsx/xmqutila.c, mqlsx, p000, p000 L990212 1.3 99/02/11 16:40:40
lib/mqlsx/xmqutlla.c, mqlsx, p000, p000 L990212 1.4 99/02/11 16:40:30
lib/mqlsx/xmqcnvla.c, mqlsx, p000, p000 L990212 1.9 99/02/11 16:40:56
lib/imqi/imqmtr.cpp, imqi, p000, p000 L981217 1.15 98/12/17 09:57:26
lib/imqi/imqtrg.cpp, imqi, p000, p000 L981217 1.16.1.11 98/12/17 10:07:35
lib/imqi/imqpro.cpp, imqi, p000, p000 L981119 1.5.1.15 98/11/12 15:48:12
lib/imqi/imqiih.cpp, imqi, p000, p000 L990126 1.13 99/01/26 12:41:01
lib/imqi/imqrfh.cpp, imqi, p000, p000 L981119 1.19 98/11/12 15:47:28
lib/mqlsx/xmqmsg.c, mqole, p000, p000 L990219 1.11 99/02/18 12:12:59
```

Using trace

MQAX includes a trace facility to help the service organization identify what is happening when you have a problem. It shows the paths taken when you run your MQAX script. Unless you have a problem, you are recommended to run with tracing set off to avoid any unnecessary overheads on your system resources.

There are three environment variables that you set to control trace:

- OMQ_TRACE
- OMQ_TRACE_PATH
- OMQ_TRACE_LEVEL

You should be aware that specifying *any* value for OMQ_TRACE switches the trace facility on. Even if you set OMQ_TRACE to OFF, trace is still active.

To switch trace off, do not specify a value for OMQ_TRACE.

To generate a trace file, carry out the following procedure:

- 1. Click the Start button
- 2. Choose Settings
- 3. Choose Control Panel
- 4. Open the System object
- 5. Click on the Environment tab
- 6. In the section titled "User Variables for (username)" enter the variable name and a valid value in the correct boxes
- 7. Click the Set button
- 8. Close the System object
- 9. Close the Control Panel window

When deciding where you want the trace files written, ensure that you have sufficient authority to write to, not just read from, the disk.

With tracing switched on, it slows down the running of the MQAX, but it does not affect the performance of your ActiveX or MQSeries environments. When you no longer need a trace file, you can delete it.

You must stop MQAX running to change the status of the OMQ_TRACE variable.

Trace filename and directory

The trace file name takes the form OMQnnnnn.trc, where nnnnn is the id of the ActiveX process running at the time.

Command	Effect
SET	Sets the trace directory where the trace file will be written.
OMQ_TRACE_PATH=drive:\directory	
SET OMQ_TRACE_PATH=	Removes the OMQ_PATH environment variable the current working directory (when ActiveX is started) is used.
ECHO %OMQ_TRACE_PATH%	Displays the current setting of the trace directory on Windows NT.
SET OMQ_TRACE=xxxxxxx	This sets tracing ON. You switch tracing on by putting one or more characters after the '=' sign. For example: SET OMQ_TRACE=yes SET OMQ_TRACE=no. In both of these examples, tracing will be set ON. This is only effective for a single window/session
SET OMQ_TRACE=	Sets tracing OFF
ECHO %OMQ_TRACE%	Displays the contents of the environment variable on Windows NT.
SET	Displays the contents of all the environment variables on Windows NT.

Example trace file

Command	Effect
SET OMQ_TRACE_LEVEL=9	Sets the trace level to 9. Values greater than 9 do not produce any additional information in the trace file.

Example trace file

This is a sample trace file from the MQSeries Automation Classes for ActiveX product. It has been edited and annotated for clarity. Comments have been added to illustrate its contents and are enclosed between bands of dashes.

```
Trace for program C:\PROGRAM FILES\MICROSOFT VISUAL BASIC\VB32.EXE
      ---- MQSeries ActiveX ----
started at Wed Aug 06 08:59: 30 1997
@(!)      ***** Code Level is 2.0.0 *****
      ! BuildDate Aug  5 1997
      ! Trace Level is 2
```

The head of the trace gives details of when the trace was started, and the build level of the code. These details may be required by IBM Service in order to help problem resolution. The trace level is also shown (2 in this case) and may be controlled by use of the OMQ TRACE LEVEL environment variable.

```
(97161)@08:59:30.720
-->xxxInitialize
```

Every 40 entries (excluding text or data entries) there will be a timestamp preceded in brackets by a 5 digit number representing the current thread within the process.

Entries beginning --> show entry into a section of internal code the number of dashes indicates the depth within the code. Entries beginning <-- show return from a section of code.

```

---->ObtainSystemCP
! Code page is 850

<----ObtainSystemCP (rc= OK)
! Attempting to find xlat path via Registry
! XLAT_PATH (stored in xihConvPath) is h:\convert

! XLAT_PATH is h:\convert
! Successfully opened CCSID.TBL under path - h:\convert\CCSID.TBL -

```

Entries beginning ! are text entries placed in the code by the programmer as an aid to problem determination.

```
<--xxxInitialize (rc= 0K)
```

```

-->MQSession:initialize

<--MQSession:initialize (rc= OK)

-->MQSession:initialize

<--MQSession:initialize (rc= OK)

-->MQSession:ccessQueueManager
! ++ object e11bb0

---->GlobalLock

<----GlobalLock (rc= OK)

---->MQQueueManager::initialize

<----MQQueueManager::initialize (rc= OK)

---->ImqQueueManager::connect

<----ImqQueueManager::connbsp; ---->ImqObject::open

<----ImqObject::open (rc= OK)

---->GlobalUnlock

<----GlobalUnlock (rc= OK)

<--MQSession::AccessQueueManager (rc= OK)
! -- object e11bb0

-->MQQueueManager::AccessQueue
! ++ object e11d28

---->GlobalLock

<----GlobalLock (rc= OK)
! parm# 1 is char* 'SYSTEM.DEFAULT.LOCAL.QUEUE'
! parm# 2 is 17.000000
! parm# 3 is variant type 10
! parm# 4 is variant type 10
! parm# 5 is variant type 10

(97161)@08::59::47.750
---->ImqObject::open

<----ImqObject::open (rc= OK)

---->GlobalUnlock

<----GlobalUnlock (rc= OK)
! -- object e11d28

<--MQQueueManager::AccessQueue (rc= OK)

-->MQSession::AccessMessage
! ++ object e11bb0

```

Example trace file

```
---->MQMessage::MQMessage() <<< Constructor

<----MQMessage::MQMessage() (rc= OK)

<--MQSession::AccessMessage (rc= OK)
!  -- object e11bb0

-->MQMessage::SetCharacterSet
!  long value to set is 850
!  ++ object e11f60
!  -- object e11f60

<--MQMessage::SetCharacterSet (rc= OK)

-->MQMessage::SetMessageData
!  long value to set is 5724228
!  ++ object e11f60

---->MQMessage::WriteString
!  ++ object e11f60
!  WriteString malloc, outstring = 0xe12104, outstrlen = 380
!  -- object e11f60

<----MQMessage::WriteString (rc= OK)
!  -- object e11f60

<--MQMessage::SetMessageData (rc= OK)

-->MQMessage::SetMessageId
!  BSTR value to set is as BSTR
!  ++ object e11f60
!  -- object e11f60

<--MQMessage::SetMessageId (rc= OK)

-->MQSession::AccessPutMessageOptions
!  ++ object e11bb0

<--MQSession::AccessPutMessageOptions (rc= OK)
!  -- object e11bb0

-->MQueue::Put
!  ++ object e11e48

---->GetObjectFromVariantOptional
!  optVar type is 9
!  optVar type is VT_DISPATCH

<----GetObjectFromVariantOptional (rc= 66)
!  ++ object e11f60
!  ++ object e12104

---->ImqQueue::put

<----ImqQueue::put (rc= OK)
!  -- object e11f60
```



```

! -- object e12104
! -- object e11e48

<--MQQueue::Put (rc= OK)

-->MQSession::AccessMessage
! ++ object e11bb0

---->MQMessage::MQMessage() <<< Constructor

<----MQMessage::MQMessage() (rc= OK)

<--MQSession::AccessMessage (rc= OK)
! -- object e11bb0

-->MQMessage::SetMessageId
! BSTR value to set is as BSTR
! ++ object e12300
! -- object e12300

<--MQMessage::SetMessageId (rc= OK)

-->MQSession::AccessGetMessageOptions
! ++ object e11bb0

<--MQSession::AccessGetMessageOptions (rc= OK)
! -- object e11bb0

-->MQQueue::Get
! ++ object e11e48
! parm# 2 is variant type 9
! parm# 3 is variant type 10

---->GetObjectFromVariantOptional
! optVar type is 9
! optVar type is VT_DISPATCH

<----GetObjectFromVariantOptional (rc= 66)

---->GetObjectFromVariantOptional
! optVar type is a
! optional optVar not specified

<----GetObjectFromVariantOptional (rc= 67)
! ++ object e12300
! ++ object e121d0

---->ImqQueue::get

<----ImqQueue::get (rc= OK)
! -- object e12300
! -- object e121d0
! -- object e11e48

<--MQQueue::Get (rc= OK)

```

Example trace file

```
(97161)@08:59:47.970
-->MQMessage::ReadString
! ++ object e12300

---->ConvertStrToDefault
! Readstring instrlen = 95
! string before conv::
0000 21 22 23 24 25 26 27 28 29 2A 2B 2C 2D 2E 2F 30 : !"#$%&'()*+,-./0
0010 31 32 00 34 35 36 37 38 39 3A 3B 3C 3D 3E 3F 40 : 12.456789:;<=>?@
0020 41 42 43 44 45 46 47 48 49 4A 4B 4C 4D 4E 4F 50 : ABCDEFGHIJKLMNOP
0030 51 52 53 54 55 56 57 58 59 5A 5B 5C 5D 5E 5F 60 : QRSTUVWXYZ$%&'_
0040 61 62 63 64 65 66 67 68 69 6A 6B 6C 6D 6E 6F 70 : abcdefghijklmnop
0050 71 72 73 74 75 76 77 78 79 7A 7B 7C 7D 7E 1C : qrstuvwxyz{}'}.

-----
The entry above shows an example of a data area dump within the
trace where the contents of a piece of memory is displayed
in hex and ascii.

-----
! Character set conversion from 850 to 1200, rc = 0
! string after conv:
0000 21 00 22 00 23 00 24 00 25 00 26 00 27 00 28 00 : !."#.¢.%.&.'.(.
0010 29 00 2A 00 2B 00 2C 00 2D 00 2E 00 2F 00 30 00 : ).*+.,-./0.
0020 31 00 32 00 00 00 34 00 35 00 36 00 37 00 38 00 : 1.2..4.5.6.7.8.
0030 39 00 3A 00 3B 00 3C 00 3D 00 3E 00 3F 00 40 00 : 9...:;<=>?.@.
0040 41 00 42 00 43 00 44 00 45 00 46 00 47 00 48 00 : A.B.C.D.E.F.G.H.
0050 49 00 4A 00 4B 00 4C 00 4D 00 4E 00 4F 00 50 00 : I.J.K.L.M.N.O.P.
0060 51 00 52 00 53 00 54 00 55 00 56 00 57 00 58 00 : Q.R.S.T.U.V.W.X.
0070 59 00 5A 00 5B 00 5C 00 5D 00 5E 00 5F 00 60 00 : Y.Z.$.\.'.%_. .
0080 61 00 62 00 63 00 64 00 65 00 66 00 67 00 68 00 : a.b.c.d.e.f.g.h.
0090 69 00 6A 00 6B 00 6C 00 6D 00 6E 00 6F 00 70 00 : i.j.k.l.m.n.o.p.
00A0 71 00 72 00 73 00 74 00 75 00 76 00 77 00 78 00 : q.r.s.t.u.v.w.x.
00B0 79 00 7A 00 7B 00 7C 00 7D 00 7E 00 7F 00 : y.z.{.].}'..

<----ConvertStrToDefault (rc= OK)
! Input length was 95, output length was 190
! -- object e12300

<--MQMessage::ReadString (rc= OK)

-->MQSession::destruct

<--MQSession::destruct (rc= OK)

-->MQQueueManager::destruct

<--MQQueueManager::destruct (rc= OK)

-->ImqQueueManager::disconnect

---->ImqObject::close

<----ImqObject::close (rc= OK)

---->ImqObject::close

<----ImqObject::close (rc= OK)

---->ImqQueueManager::backout
```

```

<----ImqQueueManager:backout (rc= OK)

---->gmqdyn0a:MQDISC
! >>>HConn..
    0000 01 00 00 00
      : ....

-->MQMessage::OnFinalRelease()

---->MQMessage::~MQMessage() <<< Destructor

<----MQMessage::~MQMessage() (rc= OK)

<--MQMessage::OnFinalRelease() (rc= OK)

-->MQMessage::OnFinalRelease()

---->MQMessage::~MQMessage() <<< Destructor

<----MQMessage::~MQMessage() (rc= OK)

<--MQMessage::OnFinalRelease() (rc= OK)

```

When your MQSeries Automation Classes for ActiveX script fails

If your MQSeries Automation Classes for ActiveX script fails, there are a number of sources of information.

First failure symptom report

Independently of the trace facility, for unexpected and internal errors, a First failure symptom report may be produced.

This report is found in a file named OMQnnnnn.fdc, where nnnnn is the number of the ActiveX process that is running at the time. You find this file in the working directory from which you started ActiveX or in the path specified in the OMQ_PATH environment variable.

Other sources of information

MQSeries provides various error logs and trace information, depending on the platform involved. See your Windows NT application event log.

Reason codes

The following reason codes can occur in addition to those documented for the MQSeries MQI. For other codes, refer to your MQSeries application event log.

Reason code	Explanation
MQRC_LIBRARY_LOAD_ERROR (6000)	One or more of the MQSeries libraries could not be loaded. Check that all MQSeries libraries are in the correct search path on the system you are using. For example, make sure that the directories containing the MQSeries libraries are in PATH.
MQRC_CLASS_LIBRARY_ERROR (6001)	One of the MQSeries classlibrary calls returned an unexpected ReasonCode/CompletionCode. Check the First Failure Symptom Report for details. Take note of the last method/property and class being used and inform IBM Support of the problem.
MQRC_STRING_LENGTH_TOO_BIG (6002)	An attempt has been made to write a UTF format string with a length greater than 65,535 bytes to the message buffer.
MQRC_WRITE_VALUE_ERROR (6003)	A value is used that is out of range; for example msg.WriteByte (240).
MQRC_PACKED_DECIMAL_ERROR (6004)	An attempt has been made to read a packed decimal number from the message buffer but the data at the data pointer is not in a valid packed data format.
MQRC_FLOAT_CONVERSION_ERROR (6005)	An attempt has been made to read a single or double floating point number from the message buffer but the data at the data pointer is not in an appropriate floating point format.
MQRC_REOPEN_EXCL_INPUT_ERROR (6100)	An open object does not have the correct OpenOptions and requires one or more additional options. An implicit reopen is required but closure has been prevented. Set the OpenOptions explicitly to cover all eventualities so that implicit reopening is not required. Closure has been prevented because the queue is open for exclusive input and closure would present a window of opportunity for others potentially to gain access to the queue.
MQRC_REOPEN_INQUIRE_ERROR (6101)	An open object does not have the correct OpenOptions and requires one or more additional options. An implicit reopen is required but closure has been prevented. Set the OpenOptions explicitly to include MQOO_INQUIRE. Closure has been prevented because one or more characteristics of the object need to be checked dynamically prior to closure, and the OpenOptions do not already include MQOO_INQUIRE.

Reason code	Explanation
MQRC_REOPEN_SAVED_CONTEXT_ERR (6102)	An open object does not have the correct OpenOptions and requires one or more additional options. An implicit reopen is required but closure has been prevented. Set the OpenOptions explicitly to cover all eventualities so that implicit reopening is not required. Closure has been prevented because the queue is open with MQOO_SAVE_ALL_CONTEXT, and a destructive Get has been performed previously. This has caused retained state information to be associated with the open queue and this information would be destroyed by closure.
MQRC_REOPEN_TEMPORARY_Q_ERROR (6103)	An open object does not have the correct OpenOptions and requires one or more additional options. An implicit reopen is required, but closure has been prevented. Set the OpenOptions explicitly to cover all eventualities so that implicit reopening is not required. Closure has been prevented because the queue is a local queue of the definition type MQQDT_TEMPORARY_DYNAMIC, which would be destroyed by closure.
MQRC_ATTRIBUTE_LOCKED (6104)	An attempt has been made to change the value or attribute of an object while that object is open. Certain attributes, such as AlternateUserId , cannot be changed while an object is open.
MQRC_CURSOR_NOT_VALID (6105)	The browse cursor for an open queue has been invalidated since it was last used by an implicit reopen. Set the OpenOptions explicitly to cover all eventualities so that implicit reopening is not required.
MQRC_ENCODING_ERROR (6106)	The encoding of the next message item needs to be MQENC_NATIVE for reading.
MQRC_STRUCID_ERROR (6107)	The structure of the id for the next message item, which is derived from the 4 characters beginning at the data pointer, is either missing or is inconsistent with the type of variable into which the item is being read.
MQRC_NULL_POINTER (6108)	A null pointer has been supplied where a non-null pointer is either required or implied. This may be caused by using explicit declarations for MQSeries objects used from VBA as parameters to calls (for example dim msg as Object is ok, dim msg as MqMessage can cause problems). For example, in Excel, with q defined and set dim msg as MqMessageq.put msg gives reasonCode MQRC_NULL_POINTER. It operates correctly from VisualBasic.

Reason code	Explanation
MQRC_NO_CONNECTION_REFERENCE (6109)	The MQQueue object has lost its connection to the MQQueueManager . This will occur if the MQQueueManager is disconnected. Delete the MQQueue object.
MQRC_NO_BUFFER (6110)	No buffer is available. For an MQMessage object, one cannot be allocated, denoting an internal inconsistency in the object state that should not occur.
MQRC_BINARY_DATA_LENGTH_ERROR (6111)	The length of the binary data is inconsistent with the length of the target attribute. Zero is a correct length for all attributes. 24 is a correct length for a CorrelationId and for a MessageId 32 is a correct length for an AccountingToken
MQRC_BUFFER_NOT_AUTOMATIC (6112)	A user-defined and managed buffer cannot be resized. Because message buffers are system managed, this indicates an internal inconsistency.
MQRC_INSUFFICIENT_BUFFER (6113)	There is insufficient buffer space available after the data pointer to accommodate the request. This could be because the buffer cannot be resized.
MQRC_INSUFFICIENT_DATA (6114)	There is insufficient data after the data pointer to accommodate the read request. Reduce the buffer to the correct size and read the data again.
MQRC_DATA_TRUNCATED (6115)	Data has been truncated when copying from one buffer to another. This could be because the target buffer cannot be resized, or because there is a problem addressing one or other buffer, or because a buffer is being downsized with a smaller replacement.
MQRC_ZERO_LENGTH (6116)	A zero length has been supplied where a positive length is either required or implied.
MQRC_NEGATIVE_LENGTH (6117)	A negative length has been supplied where a zero or positive length is required.
MQRC_NEGATIVE_OFFSET (6118)	A negative offset has been supplied where a zero or positive offset is required.
MQRC_INCONSISTENT_FORMAT (6119)	The format of the next message item is inconsistent with the type of variable into which the item is being read.
MQRC_INCONSISTENT_OBJECT_STATE (6120)	There is an inconsistency between this object, which is open, and the referenced MQQueueManager object, which is not connected.
MQRC_CONTEXT_OBJECT_NOT_VALID (6121)	The MQPutMessageOptions context reference does not reference a valid MQQueue object. The object has been previously destroyed.

Reason code	Explanation
MQRC_CONTEXT_OPEN_ERROR (6122)	The MQPutMessageOptions context reference references an MQQueue object that could not be opened to establish a context. This may be because the MQQueue object has inappropriate open options. Inspect the referenced object reason code to establish the cause.
MQRC_STRUC_LENGTH_ERROR (6123)	The length of an internal data structure is inconsistent with its content. For an MQRMH, the length is insufficient to contain the fixed fields and all offset data.
MQRC_NOT_CONNECTED (6124)	A method failed because a required connection to a queue manager was not available, and a connection cannot be established implicitly.
MQRC_NOT_OPEN (6125)	A method failed because an MQSeries object was not open, and opening cannot be accomplished implicitly.
MQRC_DISTRIBUTION_LIST_EMPTY (6126)	An MQDistributionList failed to open because there are no MQDistributionList Item objects in the distribution list. Corrective action: Add at least one MQDistributionListItem object to the distribution list.
MQRC_INCONSISTENT_OPEN_OPTIONS (6127)	A method failed because the object is open, and the open options are inconsistent with the required operation. Corrective action: Open the object with appropriate open options and retry.
MQRC_WRONG_VERSION (6128)	A method failed because a version number specified or encountered is either incorrect or not supported.

Reason codes

Chapter 5. ActiveX interface to the MQAI

For a brief overview of COM interfaces and their use in the MQAI, see “COM and ActiveX scripting” on page 1.

The MQAI enables applications to build and send Programmable Command Format (PCF) commands without directly obtaining and formatting the variable length buffers required for PCF. For more information about the MQAI, see the *MQSeries Administration Interface Programming Guide and Reference*. The MQAI ActiveX MQBag class encapsulates the data bags supported by the MQAI in a way that is possible to use in any language that supports the creation of COM objects; for example, Visual Basic, C++, Java, and other ActiveX scripting clients.

The MQAI ActiveX interface is for use with the MQAX classes that provide a COM interface to the MQI. For more information about the MQAX classes, see Chapter 3, “MQSeries Automation Classes for ActiveX reference” on page 11.

The ActiveX interface provides a single class called MQBag. This class is used to create MQAI data bags and its properties and methods are used to create and work with data items within each bag. The MQBag Execute method sends the bag data to an MQSeries queue manager as a PCF message and collects the replies.

The PCF message is sent to the queue manager object specified, optionally using specified request and reply queues. Replies are returned in a new MQBag object. The full set of commands and replies is described in *MQSeries Programmable System Management*. Commands can be sent to any queue manager in the MQSeries network by selecting the appropriate request and reply queues.

This chapter discusses the following:

- “The MQBag class”
- “MQBag properties” on page 114
- “MQBag methods” on page 116
- “Error handling” on page 120

The MQBag class

The MQBag class is in the MQAIX100 library. It is used to create MQBag objects as required. When instantiated, the MQBag class returns a new MQBag object reference.

Create a new MQBag object in Visual Basic as follows:

```
Dim mqbagg As MQBag
Set mqbagg = New MQBag
```

MQBag properties

The properties of MQBag objects are explained over the following pages.

Item property

The Item property represents an item in a bag. It is used to set or inquire about the value of an item. Use of this property corresponds to the following MQAI calls:

- “mqSetString”
- “mqSetInteger”
- “mqInquireInteger”
- “mqInquireString”
- “mqInquireBag”

in the *MQSeries Administration Interface Programming Guide and Reference*.

Item (*Selector*, *ItemIndex*, *Value*)

Parameters

Selector (VARIANT) – input

Selector of the item to be set or inquired.

When inquiring about an item, MQSEL_ANY_USER_SELECTOR is the default. When setting an item, MQIA_LIST or MQCA_LIST is the default.

If the Selector is not of type long, MQRC_SELECTOR_TYPE_ERROR results.

This parameter is optional.

ItemIndex (LONG) – input

This value identifies the occurrence of the item of the specified selector that is to be set or inquired on. MQIND_NONE is the default.

This parameter is optional.

Value (VARIANT) – input/output

The value returned or the value to be set. When inquiring about an item, the return value can be of type long, string, or MQBag. However, when setting an item, the value must be of type long or string; if not, MQRC_ITEM_VALUE_ERROR results.

Note: You must enter a value for either the Selector or ItemIndex parameter; if one is not present, MQRC_PARAMETER_MISSING results. Item Property is the default property for the MQBag class, so does not need to be explicitly coded.

Visual Basic Language Invocation: When inquiring about a value of an item within a bag:

```
Value = mqbag[.Item]([Selector], [ItemIndex])
```

For MQBag references:

```
Set abag = mqbag[.Item]([Selector].[ItemIndex])
```

To set the value of an item in a bag:

```
mqbag[.Item]([Selector], [ItemIndex]) = Value
```

Count property

The Count property represents the number of data items within a bag. This property corresponds to the MQAI call, “mqCountItems,” in the *MQSeries Administration Interface Programming Guide and Reference*.

Count (<i>Selector</i> , <i>Value</i>)

Parameters

Selector (VARIANT) – input

Selector of the data items to be included in the count.

MQSEL_ALL_USER_SELECTORS is the default.

If the Selector is not of type long, MQRC_SELECTOR_TYPE_ERROR is returned.

This parameter is optional.

Value (LONG) – output

The number of items in the bag included by the *Selector*.

Visual Basic Language Invocation: To return the number of items in a bag:

```
ItemCount = mqbag.Count([Selector])
```

Options property

The Options property sets options for the use of a bag. This property corresponds to the Options parameter of the MQAI call, “mqCreateBag,” in the *MQSeries Administration Interface Programming Guide and Reference*.

Options (<i>Options</i>)

Parameters

Options (LONG) – input/output

The bag options.

Note: The bag options must be set **before** data items are added to or set within the bag. If the options are changed when the bag is not empty, MQRC_OPTIONS_ERROR results. This applies even if the bag is subsequently cleared.

Visual Basic Language Invocation: When inquiring about the options of an item within a bag:

```
Options = mqbag.Options
```

To set an option of an item in a bag:

```
mqbag.Options = Options
```

MQBag methods

The methods of the MQBag objects are explained over the following pages.

Add method

The Add method adds a data item to a bag. This method corresponds to the MQAI calls, “mqAddInteger” and “mqAddString,” in the *MQSeries Administration Interface Programming Guide and Reference*.

Add (*Value*, *Selector*)

Parameters

Value (VARIANT) – input

Integer or string value of the data item.

Selector (VARIANT) – input

Selector identifying the item to be added.

Depending on the type of *Value*, MQIA_LIST or MQCA_LIST is the default. If the *Selector* parameter is not of type long, MQRC_SELECTOR_TYPE_ERROR results.

This parameter is optional.

Visual Basic Language Invocation: To add an item to a bag:

```
mqbag.Add(Value,[Selector])
```

AddInquiry method

The AddInquiry method adds a selector specifying the attribute to be returned when an administration bag is sent to execute an INQUIRE command. This method corresponds to the MQAI call, “mqAddInquiry,” in the *MQSeries Administration Interface Programming Guide and Reference*.

AddInquiry (*Inquiry*)

Parameters

Inquiry (LONG) – input

Selector of the MQSeries attribute to be returned by the INQUIRE administration command.

Visual Basic Language Invocation: To use the AddInquiry method:

```
mqbag.AddInquiry(Inquiry)
```

Clear method

The Clear method deletes all data items from a bag. This method corresponds to the MQAI call, “mqClearBag,” in the *MQSeries Administration Interface Programming Guide and Reference*.

Clear

Visual Basic Language Invocation: To delete all data items from a bag:

```
mqbag.Clear
```

Execute method

The Execute method sends an administration command message to the command server and waits for any reply messages. This method corresponds to the MQAI call, “mqExecute,” in the *MQSeries Administration Interface Programming Guide and Reference*.

Execute (*QueueManager*, *Command*, *OptionsBag*, *RequestQ*, *ReplyQ*, *ReplyBag*)

Parameters

QueueManager (MQQueueManager) – input

The queue manager to which the application is connected.

Command (LONG) – input

The command to be executed.

OptionsBag (MQBag) – input

The bag containing options that affect the processing of the call.

This parameter is optional.

RequestQ (MQQueue) – input

The queue on which the administration command message will be placed.

This parameter is optional.

ReplyQ (MQQueue) – input

The queue on which any reply messages are received.

This parameter is optional.

ReplyBag (MQBag) – output

A bag reference containing data from reply messages.

Visual Basic Language Invocation: To send an administration command message and wait for any reply messages:

```
Set ReplyBag = mqbag.Execute(QueueManager, Command,  
[OptionsBag],[RequestQ],[ReplyQ])
```

FromMessage method

The FromMessage method loads data from a message into a bag. This method corresponds to the MQAI call, “mqBufferToBag,” in the *MQSeries Administration Interface Programming Guide and Reference*.

FromMessage (*Message*, *OptionsBag*)

Parameters

Message (MQMessage) – input
The message containing the data to be converted.

OptionsBag (MQBag) – input
Options to control the processing of the call.
This parameter is optional.

Visual Basic Language Invocation: To load data from a message into a bag:
`mqbag.FromMessage(Message,[OptionsBag])`

ItemType method

The `ItemType` method returns the type of the value in a specified item in a bag. This method corresponds to the MQAI call, “mqInquireItemInfo,” in the *MQSeries Administration Interface Programming Guide and Reference*.

ItemType (*Selector*, *ItemIndex*, *ItemType*)

Parameters

Selector (VARIANT) – input
Selector identifying the item to be inquired.
MQSEL_ANY_USER_SELECTOR is the default. If the *Selector* parameter is not of type long, MQRC_SELECTOR_TYPE_ERROR results.
This parameter is optional.

ItemIndex (LONG) – input
Index of items to be inquired.
MQIND_NONE is the default.
This parameter is optional.

ItemType (LONG) – output
Datatype of the specified item.

Note: Either the *Selector* parameter, *ItemIndex* parameter, or both must be specified. If neither parameter is present, MQRC_PARAMETER_MISSING results.

Visual Basic Language Invocation: To return the type of a value:
`ItemType = mqbag.ItemType([Selector], [ItemIndex])`

Remove method

The `Remove` method deletes an item from a bag. This method corresponds to the MQAI call, “mqDeleteItem,” in the *MQSeries Administration Interface Programming Guide and Reference*.

Remove (*Selector*, *ItemIndex*)

Parameters

Selector (VARIANT) – input

Selector identifying the item to be deleted.

MQSEL_ANY_USER_SELECTOR is the default. If the *Selector* parameter is not of type long, MQRC_SELECTOR_TYPE_ERROR results.

This parameter is optional.

ItemIndex (LONG) – input

Index of the item to be deleted.

MQIND_NONE is the default.

This parameter is optional.

Note: Either the *Selector* parameter, *ItemIndex* parameter, or both must be specified. If neither parameter is present, MQRC_PARAMETER_MISSING results.

Visual Basic Language Invocation: To delete an item from a bag:

```
mqbag.Remove([Selector],[ItemIndex])
```

Selector method

The *Selector* method returns the selector of a specified item within a bag. This method corresponds to the MQAI call, "mqInquireItemInfo," in the *MQSeries Administration Interface Programming Guide and Reference*.

Selector (<i>Selector</i> , <i>ItemIndex</i> , <i>OutSelector</i>)

Parameters

Selector (VARIANT) – input

Selector identifying the item to be inquired.

MQSEL_ANY_USER_SELECTOR is the default. If the *Selector* parameter is not of type long, MQRC_SELECTOR_TYPE_ERROR results.

This parameter is optional.

ItemIndex (LONG) – input

Index of the item to be inquired.

MQIND_NONE is the default.

This parameter is optional.

OutSelector (VARIANT) – output

Selector of the specified item.

Note: Either the *Selector* parameter, *ItemIndex* parameter, or both must be specified. If neither parameter is present, MQRC_PARAMETER_MISSING results.

Visual Basic Language Invocation: To return the selector of an item:

```
OutSelector = mqbag.Selector([Selector], [ItemIndex])
```

ToMessage method

The ToMessage method returns a reference to an MQMessage object. The reference contains data from a bag. This method corresponds to the MQAI call, "mqBagToBuffer," in the *MQSeries Administration Interface Programming Guide and Reference*.

ToMessage (*OptionsBag*, *Message*)

Parameters

OptionsBag (MQBag) – input

A bag containing options that control the processing of the method.

This parameter is optional.

Message (MQMessage) – output

An MQMessage object reference containing data from the bag.

Visual Basic Language Invocation: To use the ToMessage Method:

Set Message = mqbag.ToMessage([OptionsBag])

Truncate method

The Truncate method reduces the number of user items in a bag. This method corresponds to the MQAI call, "mqTruncateBag," in the *MQSeries Administration Interface Programming Guide and Reference*.

Truncate (*ItemCount*)

Parameters

ItemCount (LONG) – input

The number of user items to remain in the bag after truncation has occurred.

Visual Basic Language Invocation: To reduce the number of user items in a bag:

mqbag.Truncate(ItemCount)

Error handling

If an error is detected during an operation on an MQBag object, including those errors returned to the bag by an underlying MQAX or MQAI object, an error exception is raised. The MQBag class supports the COM ISupportErrorInfo interface so the following information is available to your error handling routine:

- Error number: this is composed of the MQSeries reason code for the error detected and a COM facility code. The facility field, as standard for COM, indicates the area of responsibility for the error. For errors detected by MQSeries it is always FACILITY_ITF.

- Error source: this identifies the type and version of the object that detected the error. For errors detected during MQBag operations this is always MQBag.MQBag1.
- Error description: this is the string giving the symbolic name for the MQSeries reason code.

How you access the error information depends on your scripting language; for example, in Visual Basic the information is returned in the Err object and the MQSeries reason code is obtained by subtracting the constant vbObjectError from Err.Number.

ReasonCode = Err.Number - vbObjectError

If the MQBag Execute message sends a PCF message and a reply is received, the operation is considered successful although the command sent may have failed. In this case, the reply bag itself contains the completion and error reason codes as described in *MQSeries Administration Interface Programming Guide and Reference*.

Chapter 6. Using the Active Directory Service Interfaces (ADSI)

The Active Directory Service Interfaces (ADSI) provide the means for client applications to use a common set of interfaces to communicate with and control any server that implements them. This allows a single client application to configure a number of different servers because it is shielded from API details specific to each server.

MQSeries provides such an implementation for accessing and managing MQSeries resources: the MQSeries namespace. MQSeries administrators and developers can use the ADSI to enumerate and manage the resources within this namespace to develop their own, or use third-party, system-management tools.

Any programming language that supports the COM interface can be used. To control a queue manager it must be configured to accept remote administration, be started, and have an associated listener and command server. See *Understanding ActiveX and OLE* by Microsoft Press for more information about COM interfaces. See also Chapter 5, "ActiveX interface to the MQAI" on page 113.

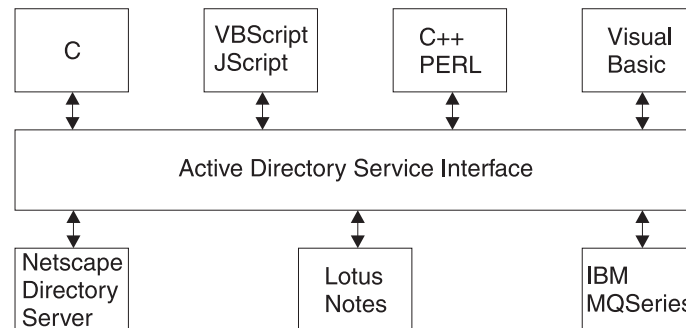


Figure 2. ADSI and interoperability

Prerequisites

To make use of the IBM MQSeries Active Directory Service Interface, you must be using Windows NT 5. Alternatively, use Windows NT Version 4 with Service Pack 3 and the Active Directory Service Interfaces (ADSI) Version 2 applied.

To understand this information, you must understand how to use the Active Directory Service Interfaces because this chapter does not provide such details. This chapter describes the naming scheme used within the IBM MQSeries implementation of these services. A full description of the ADSI can be found in the appropriate Microsoft documentation; for example, the Active Directory Service Interfaces Version 2 documentation available at the Microsoft MSDN™ Web site at <http://www.microsoft.com/>

Troubleshooting

The MQSeries ADSI implementation supports the standard MQSeries diagnostic aids of trace and error logs. See the appropriate documentation for details on starting, stopping, and interpreting trace.

The MQSeries namespace and object hierarchy

The MQSeries namespace lets you uniquely identify, access, and configure individual objects such as queues and channels. These objects can be represented as an ***object hierarchy*** within the namespace.

Note: In Figure 3 on page 125, object instances are represented within brackets (< ... >) while object identifiers are not.

The object hierarchy is used by the client to reference all objects uniquely. The MQSeries namespace is rooted into the Active Directory namespace (ADS://), and below this point the hierarchy expands. You can access elements within the namespace structure by:

- Using COM or URL addresses. See “Accessing IBMMQSeries objects using COM or URL addresses” on page 126,
- or
- Using enumeration. See “Accessing IBMMQSeries objects using enumeration” on page 128.

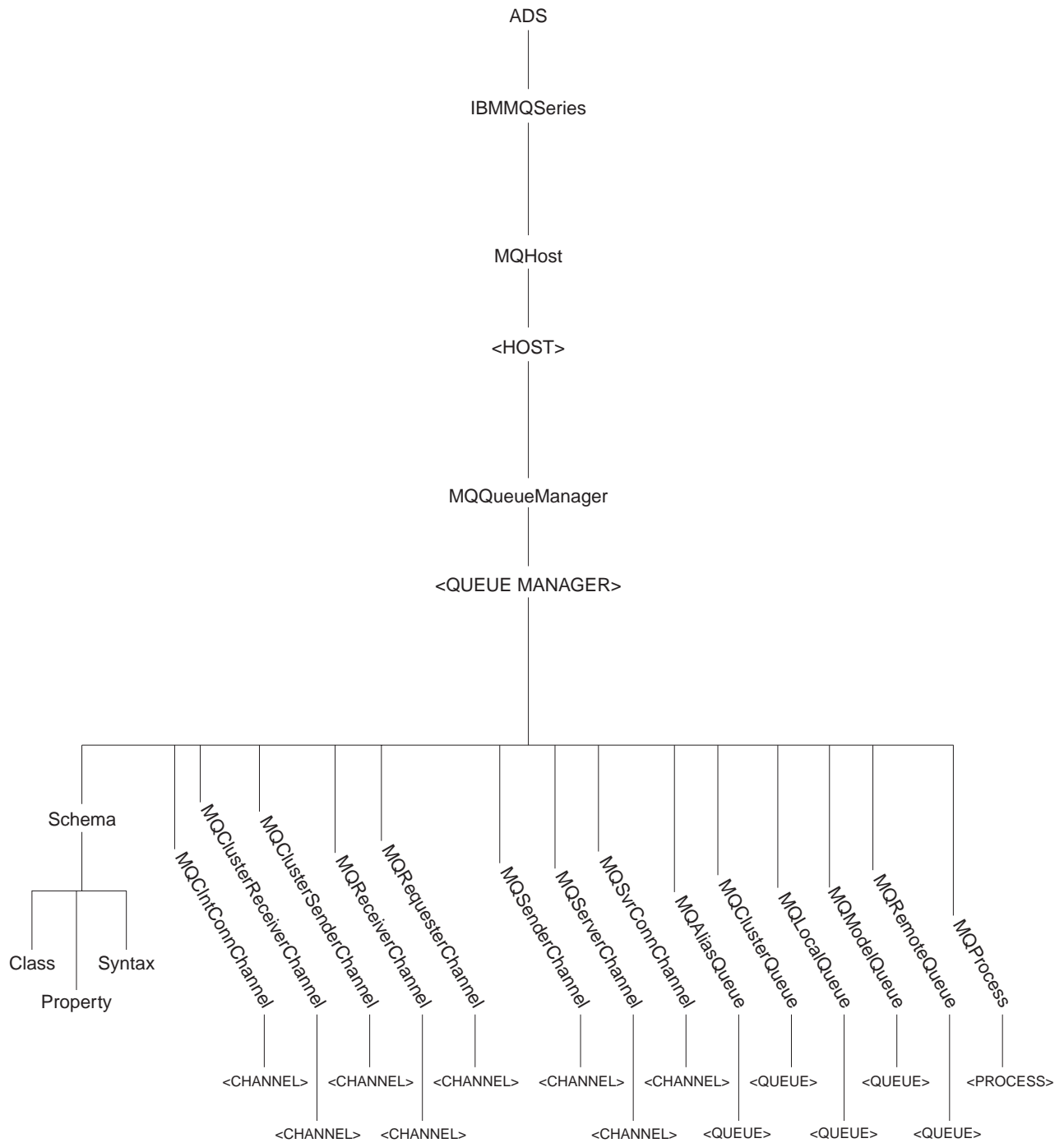


Figure 3. MQSeries object hierarchy

Accessing IBMMQSeries objects using COM or URL addresses

You can gain access to objects within an application namespace by:

1. Calling the `ADsGetObject()` and `ADsOpenObject()` functions provided by Microsoft to access the configuration interfaces supported by the specified object.
2. Using the `IParseDisplayName` interface implemented by the MQSeries Provider Object.

COM or URL format strings are used to identify objects within a namespace. COM strings take the following syntax:

@<NamespaceID>!//<ProviderSpecificPath>

URL strings take the following syntax:

<NamespaceID>://<ProviderSpecificPath>

The URL format is recommended.

ADSI stipulates the syntax up to <NamespaceID> only; in this case, MQSeries. This part of the object identifier is treated in the same way for both COM and URL format strings. Individual applications are responsible for the <ProviderSpecificPath>. For more information about the provider specific path, see “Structuring IBMMQSeries COM and URL addresses” on page 127.

The MQSeries namespace consists of object identifiers and instances, as shown in Figure 3 on page 125. For example, to identify a particular channel the following string is required:

```
IBMMQSeries://MQHost/heron/MQQueueManager/queue.manager.1/MQChannel1/  
SYSTEM.DEFAULT.SENDER
```

It is possible to shorten identifier strings by following these guidelines:

- When dealing with queue managers on the local machine, it is not necessary to specify MQHost.
- When referring to objects residing on the default queue managers of a given machine, it is not necessary to specify MQQueueManager.

Note: Using shortened identifier strings results in a performance impact, so only use them when strictly necessary.

Thus, it is possible to shorten the example URL. For example, if the MQHost instance is not specified in the example above, the default taken is the local host machine. Therefore, to access a channel object for a local queue manager, the following URL address is used:

```
IBMMQSeries://MQQueueManager/queue.manager.1/MQChannel1/  
SYSTEM.DEFAULT.SENDER
```

In the case where the queue manager is the default, the URL address can be shortened further:

```
IBMMQSeries://MQChannel1/SYSTEM.DEFAULT.SENDER
```

C++ Language invocation

To access the IADs interface on the channel SYSTEM.DEFAULT.SENDER defined on queue manager queue.manager.1 residing on machine heron, use the following:

```
IADs *pMyObject;

ADsGetObject(
    TEXT("IBMMQSeries://MQHost/heron/MQQueueManager/queue.manager.1/MQChannel/
        SYSTEM.DEFAULT.SENDER")
    , IID_IADs
    , (void**)&pMyObject);
```

Structuring IBMMQSeries COM and URL addresses

As discussed in “Accessing IBMMQSeries objects using COM or URL addresses” on page 126, ADSI identifier strings consist of a namespace identifier and a provider specific path. The IBM MQSeries namespace identifier is **IBMMQSeries**. The provider specific path is described below.

It is possible to generate a provider specific path that uniquely identifies any object within the IBM MQSeries namespace using Figure 3 on page 125 as a guide.

MQSeries passes messages between queue managers residing on one or more machines. Queue managers of the same name may reside across an organization but not on the same host machine. Consequently, the first element in the tree, MQHost, permits different machines to be identified and hence differentiates between queue managers of the same name. Therefore, the first part of the provider specific path is:

MQHost/<Host>

Having identified a particular host machine, it is necessary to differentiate the many queue managers that may potentially reside there. This is achieved through the MQQueueManager identifier producing a provider specific path of:

MQHost/<Host>/MQQueueManager/<QueueManager>

Each queue manager supports the following objects:

- “MQCIntConnChannel” on page 134
- “MQClusterReceiverChannel” on page 135
- “MQClusterSenderChannel” on page 135
- “MQReceiverChannel” on page 136
- “MQRequesterChannel” on page 136
- “MQSenderChannel” on page 137
- “MQServerChannel” on page 137
- “MQSvrConnChannel” on page 138
- “MQProcess” on page 139
- “MQAliasQueue” on page 139
- “MQClusterQueue” on page 140
- “MQLocalQueue” on page 140
- “MQModelQueue” on page 141
- “MQRemoteQueue” on page 141

These are represented under a given MQQueueManager by the following paths:

```
MQHost/Host>/MQQueueManager/<QueueManager>/MQCIntConnChannel/<Channel>  
MQHost/Host>/MQQueueManager/<QueueManager>/MQClusterReceiverChannel/<Channel>  
MQHost/Host>/MQQueueManager/<QueueManager>/MQClusterSenderChannel/<Channel>  
MQHost/Host>/MQQueueManager/<QueueManager>/MQReceiverChannel/<Channel>  
MQHost/Host>/MQQueueManager/<QueueManager>/MQRequesterChannel/<Channel>  
MQHost/Host>/MQQueueManager/<QueueManager>/MQSenderChannel/<Channel>  
MQHost/Host>/MQQueueManager/<QueueManager>/MQServerChannel/<Channel>  
MQHost/Host>/MQQueueManager/<QueueManager>/MQSvrConnChannel/<Channel>  
MQHost/Host>/MQQueueManager/<QueueManager>/MQProcess/<Process>  
MQHost/Host>/MQQueueManager/<QueueManager>/MQAliasQueue/<Queue>  
MQHost/Host>/MQQueueManager/<QueueManager>/MQClusterQueue/<Queue>  
MQHost/Host>/MQQueueManager/<QueueManager>/MQLocalQueue/<Queue>  
MQHost/Host>/MQQueueManager/<QueueManager>/MQModelQueue/<Queue>  
MQHost/Host>/MQQueueManager/<QueueManager>/MQRemoteQueue/<Queue>
```

Accessing IBMMQSeries objects using enumeration

Objects within the Active Directory contain an **enumeration function** on the IADsContainer interface. This function lists objects contained within the current object. Enumeration can be used to reach any object in the **IBMMQSeries** namespace by traversing down the object hierarchy from a known point. For example, starting from the ADSI root of ADS:

1. From the ADS container, an enumeration request returns all available namespace containers; for example, LDAP, WinNT, and IBMMQSeries.
2. From the MQSeries namespace object, an enumeration request returns MQHost containers, each representing machines that host queue managers.
3. From an MQHost/<Host> instance, an enumeration request returns MQQueueManager containers for each queue manager hosted by that machine.
4. From an MQHost/<Host>/MQQueueManager/<QueueManager> instance, an enumeration request returns MQAliasQueue, MQCIntConnChannel, MQClusterQueue, MQClusterReceiverChannel, MQClusterSenderChannel, MQLocalQueue, MQModelQueue, MQProcess, MQReceiverChannel, MQRemoteQueue, MQRequesterChannel, MQSenderChannel, MQServerChannel, MQSvrConnChannel.

MQChannel, MQProcess and MQQueue objects are represented as containers. Enumerating these objects results in an empty return set, as they contain no child objects.

Note: Enumeration is an alternative to using a URL or COM address of the object to be interrogated. However, the process implies the enumeration of several intermediate objects.

C++ Language invocation

The following code fragment connects to the queue manager called queue.manager.1 on machine heron and obtains an enumeration of its children. Using the enumeration object obtained, the code then displays information about each child before issuing a count of the number of child objects processed:

```
//
// Define and initialize variables.
//

ULONG cElementFetched = 0L;
IEnumVARIANT *pEnumVariant = NULL;
VARIANT VariantArray[MAX_ADS_ENUM];
IADsContainer *pADsContainer = NULL;
DWORD dwObjects = 0, i = 0;
BOOL fContinue = TRUE;

//
// Ensure VARIANT array used to store results is empty
//

for (i = 0; i < MAX_ADS_ENUM; i++)
{
    VariantInit(&VariantArray[i]);
}

//
// Attach to the IADs Container interface for the queue manager
// queue.manager.1 residing on machine heron.
//

ADsGetObject( _TEXT("IBMMQSeries://MQHost/heron/MQQueueManager/
                    queue.manager.1")
              , IID_IADsContainer
              , (void **)&pADsContainer);

//
// Build an enumerator object for the specified Active Directory container
//

ADsBuildEnumerator(pADsContainer, &pEnumVariant);

while (fContinue)
{
    BSTR bstrClass = NULL;
    BSTR bstrName = NULL;
    IADs *pObject;

    //
    // Populate VARIANT array with elements fetched from
    // the enumerator object
    //

    fContinue = ADsEnumerateNext( pEnumVariant
                                , MAX_ADS_ENUM
                                , VariantArray
                                , &cElementFetched);
}
```

Configuring IBMMQSeries objects

```
//
// Step through the VARIANT obtaining a pointer to the IADs interface
// on each object. Using this interface, extract the name and class
// of the object, printing this information onto the screen.
//

for (i= 0; i < cElementFetched; i++ )
{
    IDispatch *pDispatch = NULL;
    pDispatch=VariantArray[i].pdispVal;
    pDispatch->QueryInterface( IID_IADs
                              , (VOID **)&pObject);
    pObject->Get_Name (&bstrName);
    pObject->get_Class(&bstrClass)

    printf("  %S(%S)\n", bstrName, bstrClass) ;

    pObject->Release();
    pDispatch->Release();
}

memset( VariantArray
        , 0
        , sizeof(VARIANT)*MAX_ADS_ENUM);

dwObjects += cElementFetched;
}

printf("Total Number of Objects enumerated is %d\n", dwObjects);

if (pEnumVariant)
{
    pEnumVariant->Release();
}

if (pADsContainer)
{
    pADsContainer->Release();
}
```

Configuring IBMMQSeries Active Directory objects

After an MQSeries object is accessed, its configuration can be modified using the Get and Put functions of the IADs interface. The ADSI objects communicate with underlying queue managers by MQAI COM objects in response to Get and Put requests. For more information about the MQAI see the appropriate help documentation.

Within the IADs interfaces Get and Put functions, it is necessary to refer to properties by names. A list of property names supported by a given class is available through the IADsClass interface on the schema object for that class. To obtain the schema object for a class, call the get_Schema function on its IADs interface.

Note: The property names used within the *IBMMQSeries* ADSI implementation are similar to those used within the MQAI COM. For example, to determine the name of a queue manager, call the Get function on its IAD interface passing in a property name of "MQCA_Q_MGR_NAME". Under MQAI you would use the defined MQCA_Q_MGR_NAME.

Here is an example showing the use of the IADs interface to extract the name and description of a queue manager object and printing this information to the screen:

```
//
// Define and initialize variables.
//

VARIANT vDesc;
VARIANT vName;
IADs *pObject = NULL;

//
// Initialize Variants
//
VariantInit(&vDesc);
VariantInit(&vName);
//
// Attach to the IADs interface for the queue manager queue.manager.1
// residing on machine heron.
//

AdsGetObject( _TEXT("IBMMQSeries://MQHost/heron/MQQueueManager/
                    queue.manager.1")
              , IID_IADs
              , (void **)&pObject);

//
// Using the IADs interface extract the name and description of
// the queue manager printing this information to the screen.
//

pObject->Get(_TEXT("MQCA_Q_MGR_NAME"),&vName);
pObject->Get(_TEXT("MQCA_Q_MGR_DESC"),&vDesc);

printf("  %S,%S",vName.bstrVal, vDesc.bstrVal);

pObject->Release();
```

Object descriptions

This section describes the objects contained within the MQSeries object hierarchy:

- "IBMMQSeries" on page 132
- "MQHost" on page 132
- "MQQueueManager" on page 133
- "Schema" on page 134
- "MQCIntConnChannel" on page 134
- "MQClusterReceiverChannel" on page 135
- "MQClusterSenderChannel" on page 135
- "MQReceiverChannel" on page 136
- "MQRequesterChannel" on page 136

- “MQSenderChannel” on page 137
- “MQServerChannel” on page 137
- “MQSvrConnChannel” on page 138
- “MQProcess” on page 139
- “MQAliasQueue” on page 139
- “MQClusterQueue” on page 140
- “MQLocalQueue” on page 140
- “MQModelQueue” on page 141
- “MQRemoteQueue” on page 141

IBMMQSeries

The IBMMQSeries container represents the namespace presented by IBM MQSeries. All other object types are contained within IBMMQSeries. Enumerating the default container (ADS) provides access to all installed namespaces; for example, WinNT, LDAP and IBMMQSeries.

Alternatively, the container object (*IBMMQSeries* Namespace Object) may be instantiated directly by the CoCreateInstance call.

Enumerating *IBMMQSeries* provides a list of MQHost containers which are described in the next section.

Type

ADSI namespace container object.

Interfaces

The following interfaces are available:

- IADs
- IADsContainer
- IADsOpenDSObject
- IDispatch
- IUnknown

For more information about these interfaces, see the Microsoft MSDN Web site at:
<http://www.microsoft.com/>

Properties

None.

MQHost

The MQHost object represents a machine that hosts MQSeries queue managers. Enumerating this object provides a list of queue managers supported by the machine, each represented by an MQQueueManager object. For more information about the MQQueueManager object, see “MQQueueManager” on page 133.

Type

ADSI container object.

Interfaces

The following interfaces are available:

- IADs
- IADsContainer
- IDirectoryObject
- IDispatch
- IUnknown

For more information about these interfaces, see the Microsoft MSDN Web site at:

<http://www.microsoft.com/>

Properties

None.

MQQueueManager

The MQQueueManager object represents a queue manager hosted by a particular machine. Enumerating the MQQueueManager object provides access to the items it contains (MQCIntConnChannel, MQClusterReceiverChannel, MQClusterSenderChannel, MQReceiverChannel, MQRequesterChannel, MQSenderChannel, MQServerChannel, MQSvrConnChannel, MQProcess, MQAliasQueue, MQClusterQueue, MQLocalQueue, MQModelQueue, and MQRemoteQueue).

Type

ADSI container object.

Interfaces

The following interfaces are available:

- IADs
- IADsContainer
- IDirectoryObject
- IDispatch
- IUnknown

For more information about these interfaces, see the Microsoft MSDN Web site at:

<http://www.microsoft.com/>

Properties

For details about the properties supported by the MQQueueManager class, see “Inquire Queue Manager (Response)” in the *MQSeries Programmable System Management Guide*.

Note: Unlike other MQSeries administration interfaces, ADSI uses strings to represent the property names used. The names found in the *MQSeries Programmable System Management* guide should be provided as a string between quotes (' ').

Schema

The schema object contains all the ADSI Schema class objects, one for every type of object that can be created in the **IBMMQSeries** directory. The object also provides access to the ADSI property objects and the ADSI syntax objects.

Type

ADSI schema container object.

Interfaces

The following interfaces are available:

- IADs
- IADsClass
- IDispatch
- IUnknown

Several schema objects exist within the IBMMQSeries namespace. You will be directed to the correct one for a particular object by calling the:

`get_Schema()`

function on its IADs interface.

For more information about these interfaces, see the Microsoft MSDN Web site at:

<http://www.microsoft.com/>

Properties

None.

MQCIntConnChannel

The MQCIntConnChannel class represents an individual client connection channel on a particular queue manager. Enumerating an object of this class results in an empty list.

Type

ADSI container object.

Interfaces

The following interfaces are available:

- IADs
- IADsContainer
- IDirectoryObject
- IDispatch
- IUnknown

For more information about these interfaces, see the Microsoft MSDN Web site at:

<http://www.microsoft.com/>

Properties

For details about the properties supported by the MQCIntConnChannel class, see “Inquire Channel (Response)” in the *MQSeries Programmable System Management Guide*.

Note: Unlike other MQSeries administration interfaces, ADSI uses strings to represent the property names used. The names found in the *MQSeries Programmable System Management* guide should be provided as a string between quotes (' ').

MQClusterReceiverChannel

The MQClusterReceiverChannel class represents an individual cluster receiver channel on a particular queue manager. Enumerating an object of this class results in an empty list.

Type

ADSI container object.

Interfaces

The following interfaces are available:

- IADs
- IADsContainer
- IDirectoryObject
- IDispatch
- IUnknown

Properties

For details about the properties supported by the MQClusterReceiverChannel class, see “Inquire Channel (Response)” in the *MQSeries Programmable System Management Guide*.

Note: Unlike other MQSeries administration interfaces, ADSI uses strings to represent the property names used. The names found in the *MQSeries Programmable System Management* guide should be provided as a string between quotes (' ').

MQClusterSenderChannel

The MQClusterSenderChannel class represents an individual cluster sender channel on a particular queue manager. Enumerating an object of this class results in an empty list.

Type

ADSI container object.

Interfaces

- IADs
- IADsContainer
- IDirectoryObject
- IDispatch
- IUnknown

For more information about these interfaces, see the Microsoft MSDN Web site at <http://www.microsoft.com/>

Properties

For details about the properties supported by the MQClusterSenderChannel class, see “Inquire Channel (Response)” in the *MQSeries Programmable System Management Guide*.

Note: The properties are not provided in the header files; they must be entered as a string between quotes (' ').

MQReceiverChannel

The MQReceiverChannel class represents an individual receiver channel on a particular queue manager. Enumerating an object of this class results in an empty list.

Type

ADSI container object.

Interfaces

The following interfaces are available:

- IADs
- IADsContainer
- IDirectoryObject
- IDispatch
- IUnknown

For more information about these interfaces, see the Microsoft MSDN Web site at:
<http://www.microsoft.com/>

Properties

For details about the properties supported by the MQReceiverChannel class, see “Inquire Channel (Response)” in the *MQSeries Programmable System Management Guide*.

Note: Unlike other MQSeries administration interfaces, ADSI uses strings to represent the property names used. The names found in the *MQSeries Programmable System Management* guide should be provided as a string between quotes (' ').

MQRequesterChannel

The MQRequesterChannel class represents an individual requester channel on a particular queue manager. Enumerating an object of this class results in an empty list.

Type

ADSI container object.

Interfaces

The following interfaces are available:

- IADs
- IADsContainer
- IDirectoryObject
- IDispatch
- IUnknown

For more information about these interfaces, see the Microsoft MSDN Web site at:
<http://www.microsoft.com/>

Properties

For details about the properties supported by the MQRequesterChannel class, see “Inquire Channel (Response)” in the *MQSeries Programmable System Management Guide*.

Note: Unlike other MQSeries administration interfaces, ADSI uses strings to represent the property names used. The names found in the *MQSeries Programmable System Management* guide should be provided as a string between quotes (' ').

MQSenderChannel

The MQSenderChannel class represents an individual sender channel on a particular queue manager. Enumerating an object of this class results in an empty list.

Type

ADSI container object.

Interfaces

The following interfaces are available:

- IADs
- IADsContainer
- IDirectoryObject
- IDispatch
- IUnknown

For more information about these interfaces, see the Microsoft MSDN Web site at:
<http://www.microsoft.com/>

Properties

For details about the properties supported by the MQSenderChannel class, see “Inquire Channel (Response)” in the *MQSeries Programmable System Management* guide.

Note: Unlike other MQSeries administration interfaces, ADSI uses strings to represent the property names used. The names found in the *MQSeries Programmable System Management* guide should be provided as a string between quotes (' ').

MQServerChannel

The MQServerChannel class represents an individual server channel on a particular queue manager. Enumerating an object of this class results in an empty list.

Type

ADSI container object.

Interfaces

The following interfaces are available:

- IADs
- IADsContainer
- IDirectoryObject
- IDispatch
- IUnknown

For more information about these interfaces, see the Microsoft MSDN Web site at:

<http://www.microsoft.com/>

Properties

For details about the properties supported by the MQServerChannel class, see “Inquire Channel (Response)” in the *MQSeries Programmable System Management Guide*.

Note: Unlike other MQSeries administration interfaces, ADSI uses strings to represent the property names used. The names found in the *MQSeries Programmable System Management* guide should be provided as a string between quotes (' ').

MQSvrConnChannel

The MQSvrConnChannel class represents an individual server connection channel on a particular queue manager. Enumerating an object of this class results in an empty list.

Type

ADSI container object.

Interfaces

The following interfaces are available:

- IADs
- IADsContainer
- IDirectoryObject
- IDispatch
- IUnknown

For more information about these interfaces, see the Microsoft MSDN Web site at:

<http://www.microsoft.com/>

Properties

For details about the properties supported by the MQSvrConnChannel class, see “Inquire Channel (Response)” in the *MQSeries Programmable System Management Guide*.

Note: Unlike other MQSeries administration interfaces, ADSI uses strings to represent the property names used. The names found in the *MQSeries Programmable System Management* guide should be provided as a string between quotes (' ').

MQProcess

The MQProcess class of objects represents an individual process definition defined on a particular queue manager. Enumerating an object of this class results in an empty list.

Type

ADSI container object.

Interfaces

The following interfaces are available:

- IADs
- IADsContainer
- IDirectoryObject
- IDispatch
- IUnknown

For more information about these interfaces, see the Microsoft MSDN Web site at:

<http://www.microsoft.com/>

Properties

For details about the properties supported by the MQProcess class, see “Inquire Process (Response)” in the *MQSeries Programmable System Management Guide*.

Note: Unlike other MQSeries administration interfaces, ADSI uses strings to represent the property names used. The names found in the *MQSeries Programmable System Management* guide should be provided as a string between quotes (' ').

MQAliasQueue

The MQAliasQueue class represents an individual alias queue defined on a particular queue manager. Enumerating an object of this class results in an empty list.

Type

ADSI container object.

Interfaces

The following interfaces are available:

- IADs
- IADsContainer
- IDirectoryObject
- IDispatch
- IUnknown

For more information about these interfaces, see the Microsoft MSDN Web site at:

<http://www.microsoft.com/>

Properties

For details about the properties supported by the MQAliasQueue class, see “Inquire Queue (Response)” in the *MQSeries Programmable System Management Guide*.

Note: Unlike other MQSeries administration interfaces, ADSI uses strings to represent the property names used. The names found in the *MQSeries Programmable System Management* guide should be provided as a string between quotes (' ').

MQClusterQueue

The MQClusterQueue class represents an individual cluster queue defined on a particular queue manager. Enumerating an object of this class results in an empty list.

Type

ADSI container object.

Interfaces

- IADs
- IADsContainer
- IDirectoryObject
- IDispatch
- IUnknown

For more information about these interfaces, see the Microsoft MSDN Web site at:
<http://www.microsoft.com/>

Properties

For details about the properties supported by the MQClusterQueue class, see “Inquire Queue (Response)” in the *MQSeries Programmable System Management Guide*.

Note: Unlike other MQSeries administration interfaces, ADSI uses strings to represent the property names used. The names found in the *MQSeries Programmable System Management* guide should be provided as a string between quotes (' ').

MQLocalQueue

The MQLocalQueue class represents an individual local queue defined on a particular queue manager. Enumerating an object of this class results in an empty list.

Type

ADSI container object.

Interfaces

The following interfaces are available:

- IADs
- IADsContainer
- IDirectoryObject
- IDispatch
- IUnknown

For more information about these interfaces, see the Microsoft MSDN Web site at:
<http://www.microsoft.com/>

Properties

For details about the properties supported by the MQLocalQueue class, see “Inquire Queue (Response)” in the *MQSeries Programmable System Management Guide*.

Note: Unlike other MQSeries administration interfaces, ADSI uses strings to represent the property names used. The names found in the *MQSeries Programmable System Management* guide should be provided as a string between quotes (' ').

MQModelQueue

The MQModelQueue class represents an individual model queue defined on a particular queue manager. Enumerating an object of this class results in an empty list.

Type

ADSI Container Object.

Interfaces

The following interfaces are available:

- IADs
- IADsContainer
- IDirectoryObject
- IDispatch
- IUnknown

For more information about these interfaces, see the Microsoft MSDN Web site at:
<http://www.microsoft.com/>

Properties

For details about the properties supported by the MQModelQueue class, see “Inquire Queue (Response)” in the *MQSeries Programmable System Management Guide*.

Note: Unlike other MQSeries administration interfaces, ADSI uses strings to represent the property names used. The names found in the *MQSeries Programmable System Management* guide should be provided as a string between quotes (' ').

MQRemoteQueue

The MQRemoteQueue class represents an individual remote queue defined on a particular queue manager. Enumerating an object of this class results in an empty list.

Type

ADSI container object.

Interfaces

The following interfaces are available:

- IADs
- IADsContainer
- IDirectoryObject
- IDispatch
- IUnknown

For more information about these interfaces, see the Microsoft MSDN Web site at:

<http://www.microsoft.com/>

Properties

For details about the properties supported by the MQRemoteQueue class, see “Inquire Queue (Response)” in the *MQSeries Programmable System Management* guide.

Note: Unlike other MQSeries administration interfaces, ADSI uses strings to represent the property names used. The names found in the *MQSeries Programmable System Management* guide should be provided as a string between quotes (' ').

Appendix A. About the MQSeries Automation Classes for ActiveX Starter samples

This appendix describes the MQSeries Automation Classes for ActiveX Starter samples, and explains how to use them.

MQSeries for Windows NT provides the following Visual Basic sample programs:

- MQAXTRIV.VBP
- MQAXBSRV.VBP
- MQAXDLST.VBP
- MQAXCLSS.VBP

These samples run on Visual Basic 4 or Visual Basic 5. You will find them in the directory ...tools\mqax\samples\vb.

In the same directory you will also find samples for Microsoft Excel and html. These are:

- MQAX.XLS
- MQAXTRIV.XLS
- MQAXTRIV.HTM

Note: If using Visual Basic 5, you **must** select and install Visual Basic component grid32.ocx.

What is demonstrated in the samples

The samples demonstrate how to use MQSeries Automation Classes for ActiveX to:

- Connect to a queue manager
- Access a queue
- Put a message on a queue
- Get a message from a queue

The central part of the Visual Basic sample is shown on the following pages.

Preparing to run the samples

To run any of the samples you need one of the following depending on which of the samples you intend to run.

- Microsoft Visual Basic Version 4 (or later)
- Microsoft Excel 95 (or later)
- A Web browser

You will also need:

- An MQSeries queue manager running.
- An MQSeries queue already defined.

Error handling in the samples

Most of the samples provided in the MQSeries Automation Classes for ActiveX package exhibit little or no error handling. For more information about error handling, see "Error handling" on page 8.

Running the ActiveX Starter samples

Before you run the MQSeries Automation Classes for ActiveX Starter samples check that you have a default queue manager running and that you have created the required queue definitions. For details of creating and running a queue manager and creating a queue, refer to *MQSeries System Administration*. The sample uses the queue SYSTEM.DEFAULT.LOCAL.QUEUE which should be defined on any normally set up MQSeries server.

MQAX Starter samples for Microsoft Visual Basic Version 4 or later

This section explains how to run the MQAX starter samples for Microsoft Basic Version 4 or later.

The MQAXTRIV sample

1. Start the queue manager.
2. In Windows Explorer or File Manager, select the icon for the sample, MQAXTRIV.VBP (Visual Basic Project file) and open the file.
The Visual Basic program starts and opens the file, MQAXTRIV.VBP.
3. In Visual Basic, press function key 5 (F5) to run the sample.
4. Click anywhere in the window form, "MQAX trivial tester".

If everything is working correctly, the window background should change to green. If there is a problem with your setup, the window background should change to red and error information will be displayed.

The central part of the Visual Basic sample is shown below.

Option Explicit

Private Sub Form_Click()

```

'*****
'* This simple example illustrates how to put and get an MQSeries message to and
'* from an MQSeries message queue. The data from the message returned by the get
'* is read and compared with that from the original message.
'*****
Dim MQSess As MQSession          '* session object
Dim QMgr As MQQueueManager      '* queue manager object
Dim Queue As MQQueue            '* queue object
Dim PutMsg As MQMessage         '* message object for put
Dim GetMsg As MQMessage         '* message object for get
Dim PutOptions As MQPutMessageOptions '* get message options

Dim GetOptions As MQGetMessageOptions '* put message options
Dim PutMsgStr As String          '* put message data string
Dim GetMsgStr As String          '* get message data string
'*****
'* Handle errors
'*****
On Error GoTo HandleError

'*****
'* Initialize the current position for the form
'*****
CurrentX = 0
CurrentY = 0

'*****
'* Create the MQSession object and access the MQQueueManager and (local) MQQueue
'*****
Set MQSess = New MQSession
Set QMgr = MQSess.AccessQueueManager("")
Set Queue = QMgr.AccessQueue("SYSTEM.DEFAULT.LOCAL.QUEUE", _
                             MQOO_OUTPUT Or MQOO_INPUT_AS_Q_DEF)

'*****
'* Create a new MQMessage object for use with put, add some data then create an
'* MQPutMessageOptions object and put the message
'*****
Set PutMsg = MQSess.AccessMessage()
PutMsgStr = "12345678 " & Time
PutMsg.MessageData = PutMsgStr
Set PutOptions = MQSess.AccessPutMessageOptions()
Queue.Put PutMsg, PutOptions

'*****
'* Create a new MQMessage object for use with get, set the MessageId (to that of
'* the message that was put), create an MQGetMessageOptions object and get the
'* message.
'*
'* Note: Setting the MessageId ensures that the get returns the MQMessage
'* that was put earlier.
'*****

```

MQAX Starter samples

```
Set GetMsg = MQSess.AccessMessage()
GetMsg.MessageId = PutMsg.MessageId
Set GetOptions = MQSess.AccessGetMessageOptions()
Queue.Get GetMsg, GetOptions
'*****
'* Read the data from the message returned by the get, compare it with
'* that from the original message and output a suitable message.
'*****
GetMsgStr = GetMsg.MessageData
Cls
If GetMsgStr = PutMsgStr Then
    BackColor = RGB(127, 255, 127) '* set to green for ok
    Print
    Print "Message data comparison was successful."
    Print "Message data: "" & GetMsgStr & """"
Else
    BackColor = RGB(255, 255, 127) '* set to amber for compare error
    Print "Compare error: "
    Print "The message data returned by the get did not match the " & _
    "input data from the original message that was put."
    Print
    Print "Input message data:      "" & PutMsgStr & """"
    Print "Returned message data: "" & GetMsgStr & """"
End If

Exit Sub
```

```

'*****
'* Handle errors
'*****
HandleError:
Dim ErrMsg As String
Dim StrPos As Integer

Cls
BackColor = RGB(255, 0, 0) '* set to red for error
Print "An error occurred as follows:"
Print ""
If MQSess.CompletionCode <> MQCC_OK Then
    ErrMsg = Err.Description
    StrPos = InStr(ErrMsg, " ") '* search for first blank
    If StrPos > 0 Then
        Print Left(ErrMsg, StrPos) '* print offending MQAX object name
    Else
        Print Error(Err) '* print complete error object
    End If
    Print ""
    Print "MQSeries Completion Code = " & MQSess.CompletionCode
    Print "MQSeries Reason Code = " & MQSess.ReasonCode
    Print "(" & MQSess.ReasonName & ")"
Else
    Print "Visual Basic error: " & Err
    Print Error(Err)
End If

Exit Sub

End Sub

```

The MQAXCLSS sample

This sample allows you to browse properties and methods of queue manager and queue objects.

1. Start the queue manager.
2. Open the file, MQAXCLSS.VBP, by double clicking on the document icon in Windows Explorer or by choosing File - Open from the file menu in Visual Basic.
3. Start the sample.
4. Enter the appropriate queue manager and queue names then click the corresponding buttons.

The MQAXDLST sample

The Visual Basic MQAXDLST sample demonstrates the use of a distribution list to send the same message to two queues with one put. To run the sample, do the same as for the MQAXCLSS sample above.

MQAX Starter samples for Microsoft Excel 95 or later

This section explains how to run the MQAX starter sample for Microsoft Excel 95 or later, MQAXTRIV.XLS.

The MQAXTRIV.XLS sample

1. Start the queue manager.
2. In Explorer or File Manager, select the icon for the MQAX sample MQAXTRIV.XLS.
3. Click on the button.
4. The screen will be updated with a success (or failure) message.

Running the Bank demonstration with MQAX.XLS

1. Start the queue manager.
2. Run the MQSeries MQSC command file, BANK.TST. This sets up the necessary MQSeries queue definitions.

To find out how to use an MQSC command file, refer to the *MQSeries System Administration* book.
3. Run MQAXBSRV.VBP. This is the server, simulating a back-end application. This has to run in conjunction with Microsoft Excel.
4. Run MQAX.XLS. This is the client MQSeries demonstration.
5. Select a customer from the drop-down list box.
6. Click on the Submit button.

After a short time, (3 seconds or so) the fields should become populated with values and you should see a bar chart appear.

Starter sample using an ActiveX compatible WWW browser

Note: To run this sample, you must be running an ActiveX compatible Web browser. Microsoft Internet Explorer (but not Netscape Navigator) is a compatible Web browser.

Running the HTML sample

This sample demonstrates how you can invoke MQAX from both VBScript and JavaScript.

1. Start the queue manager.
2. Open the file, "MQAXTRIV.HTM", in your ActiveX compatible Web browser.
You can do this either by double-clicking the file icon in Windows Explorer or you can choose File - Open from the File menu of your ActiveX compatible Web browser.
3. Follow the instructions on the screen.

Starter sample using a WWW browser

Appendix B. Notices

This information was developed for products and services offered in the United States. IBM may not offer the products, services, or features discussed in this information in other countries. Consult your local IBM representative for information on the products and services currently available in your area. Any reference to an IBM product, program, or service is not intended to state or imply that only that IBM product, program, or service may be used. Any functionally equivalent product, program, or service that does not infringe any IBM intellectual property right may be used instead. However, it is the user's responsibility to evaluate and verify the operation of any non-IBM product, program, or service.

IBM may have patents or pending patent applications covering subject matter described in this information. The furnishing of this information does not give you any license to these patents. You can send license inquiries, in writing, to:

IBM Director of Licensing
IBM Corporation
North Castle Drive
Armonk, NY 10504-1785
U.S.A.

For license inquiries regarding double-byte (DBCS) information, contact the IBM Intellectual Property Department in your country or send inquiries, in writing, to:

IBM World Trade Asia Corporation
Licensing
2-31 Roppongi 3-chome, Minato-ku
Tokyo 106, Japan

The following paragraph does not apply to the United Kingdom or any other country where such provisions are inconsistent with local law:

INTERNATIONAL BUSINESS MACHINES CORPORATION PROVIDES THIS PUBLICATION "AS IS" WITHOUT WARRANTY OF ANY KIND, EITHER EXPRESS OR IMPLIED, INCLUDING, BUT NOT LIMITED TO, THE IMPLIED WARRANTIES OF NON-INFRINGEMENT, MERCHANTABILITY, OR FITNESS FOR A PARTICULAR PURPOSE. Some states do not allow disclaimer of express or implied warranties in certain transactions, therefore this statement may not apply to you.

This information could include technical inaccuracies or typographical errors. Changes are periodically made to the information herein; these changes will be incorporated in new editions of the information. IBM may make improvements and/or changes in the product(s) and/or the program(s) described in this information at any time without notice.

Any references in this information to non-IBM documentation or non-IBM Web sites are provided for convenience only and do not in any manner serve as an endorsement of those documents or Web sites. The materials for those documents or Web sites are not part of the materials for this IBM product and use of those documents or Web sites is at your own risk.

Licensees of this program who wish to have information about it for the purpose of enabling: (i) the exchange of information between independently created programs and other programs (including this one) and (ii) the mutual use of the information which has been exchanged, should contact:

IBM United Kingdom Laboratories,
Mail Point 151,
Hursley Park,
Winchester,
Hampshire,
England
SO21 2JN.

Such information may be available, subject to appropriate terms and conditions, including in some cases, payment of a fee.

The licensed program described in this information and all licensed material available for it are provided by IBM under terms of the IBM Customer Agreement, IBM International Programming License Agreement, or any equivalent agreement between us.

This information contains sample application programs in source language, which illustrate programming techniques on various operating platforms. You may copy, modify, and distribute these sample programs in any form without payment to IBM, for the purposes of developing, using, marketing or distributing application programs conforming to the application programming interface for the operating platform for which the sample programs are written. These examples have not been thoroughly tested under all conditions. IBM, therefore, cannot guarantee or imply reliability, serviceability, or function of these programs. You may copy, modify, and distribute these sample programs in any form without payment to IBM for the purposes of developing, using, marketing, or distributing application programs conforming to IBM's application programming interfaces. The following terms are trademarks of International Business Machines Corporation in the United States, or other countries, or both:

AIX	AS/400	BookManager
IBM	MQSeries	OS/2
OS/390	System/390	VSE/ESA

Java and all Java-based trademarks and logos are trademarks or registered trademarks of Sun Microsystems, Inc. in the United States and/or other countries.

Microsoft, Windows, Windows NT, Visual Basic, MSDN and the Windows logo are trademarks of Microsoft Corporation in the United States and/or other countries.

Other company, product, or service names, may be the trademarks or service marks of others.

Glossary of terms and abbreviations

This glossary defines MQSeries terms and abbreviations used in this book. If you do not find the term you are looking for, see the Index or the *IBM Dictionary of Computing*, New York: McGraw-Hill, 1994.

This glossary includes terms and definitions from the *American National Dictionary for Information Systems*, ANSI X3.172-1990, copyright 1990 by the American National Standards Institute (ANSI). Copies may be purchased from the American National Standards Institute, 11 West 42 Street, New York, New York 10036. Definitions are identified by the symbol (A) after the definition.

A

administrator commands. MQSeries commands used to manage MQSeries objects, such as queues, processes, and namelists.

alias queue object. An MQSeries object, the name of which is an alias for a base queue defined to the local queue manager. When an application or a queue manager uses an alias queue, the alias name is resolved and the requested operation is performed on the associated base queue.

application queue. A queue used by an application.

asynchronous messaging. A method of communication between programs in which programs place messages on message queues. With asynchronous messaging, the sending program proceeds with its own processing without waiting for a reply to its message. Contrast with *synchronous messaging*.

attribute. One of a set of properties that defines the characteristics of an MQSeries object.

C

CDF. Channel definition file.

channel. See *message channel*.

channel definition file (CDF). In MQSeries, a file containing communication channel definitions that associate transmission queues with communication links.

channel event. An event indicating that a channel instance has become available or unavailable. Channel events are generated on the queue managers at both ends of the channel.

client. A run-time component that provides access to queuing services on a server for local user applications. The queues used by the applications reside on the server. See also *MQSeries client*.

client application. An application, running on a workstation and linked to a client, that gives the application access to queuing services on a server.

client connection channel type. The type of MQI channel definition associated with an MQSeries client. See also *server connection channel type*.

command. In MQSeries, an administration instruction that can be carried out by the queue manager.

completion code. A return code indicating how an MQI call has ended.

connect. To provide a queue manager connection handle, which an application uses on subsequent MQI calls. The connection is made either by the MQCONN call, or automatically by the MQOPEN call.

connection handle. The identifier or token by which a program accesses the queue manager to which it is connected.

context. Information about the origin of a message.

context security. In MQSeries, a method of allowing security to be handled such that messages are obliged to carry details of their origins in the message descriptor.

D

dead-letter queue (DLQ). A queue to which a queue manager or application sends messages that it cannot deliver to their correct destination.

dead-letter queue handler. An MQSeries-supplied utility that monitors a dead-letter queue (DLQ) and processes messages on the queue in accordance with a user-written rules table.

DLQ. Dead-letter queue.

E

event. See *channel event*, *instrumentation event*, *performance event*, and *queue manager event*.

event data. In an event message, the part of the message data that contains information about the event (such as the queue manager name, and the application that gave rise to the event). See also *event header*.

event header. In an event message, the part of the message data that identifies the event type of the reason code for the event.

event message. Contains information (such as the category of event, the name of the application that caused the event, and queue manager statistics) relating to the origin of an instrumentation event in a network of MQSeries systems.

event queue. The queue onto which the queue manager puts an event message after it detects an event. Each category of event (queue manager, performance, or channel event) has its own event queue.

Event Viewer. A tool provided by Windows NT to examine and manage log files.

F

FFST. First Failure Support Technology.

First Failure Support Technology (FFST). Used by MQSeries on UNIX systems, MQSeries for OS/2 Warp, MQSeries for Windows NT, and MQSeries for AS/400 to detect and report software problems.

G

get. In message queuing, to use the MQGET call to remove a message from a queue.

H

handle. See *connection handle* and *object handle*.

hardened message. A message that is written to auxiliary (disk) storage so that the message will not be lost in the event of a system failure. See also *persistent message*.

I

instrumentation event. A facility that can be used to monitor the operation of queue managers in a network of MQSeries systems. MQSeries provides instrumentation events for monitoring queue manager resource definitions, performance conditions, and channel conditions. Instrumentation events can be used by a user-written reporting mechanism in an administration application that displays the events to a system operator. They also allow applications acting as agents for other administration networks to monitor reports and create the appropriate alerts.

L

local definition of a remote queue. An MQSeries object belonging to a local queue manager. This object defines the attributes of a queue that is owned by another queue manager. In addition, it is used for queue-manager aliasing and reply-to-queue aliasing.

local queue. A queue that belongs to the local queue manager. A local queue can contain a list of messages waiting to be processed. Contrast with *remote queue*.

local queue manager. The queue manager to which a program is connected and that provides message queuing services to the program. Queue managers to which a program is not connected are called *remote queue managers*, even if they are running on the same system as the program.

log. In MQSeries, a file recording the work done by queue managers while they receive, transmit, and deliver messages, to enable them to recover in the event of failure.

log file. In MQSeries on UNIX systems, MQSeries for OS/2 Warp, and MQSeries for Windows NT, a file in which all significant changes to the data controlled by a queue manager are recorded. If the primary log files become full, MQSeries allocates secondary log files.

M

message. (1) In message queuing applications, a communication sent between programs. See also *persistent message* and *nonpersistent message*. (2) In system programming, information intended for the terminal operator or system administrator.

message channel. In distributed message queuing, a mechanism for moving messages from one queue manager to another. A message channel comprises two message channel agents (a sender at one end and a receiver at the other end) and a communication link. Contrast with *MQI channel*.

message descriptor. Control information describing the message format and presentation that is carried as part of an MQSeries message. The format of the message descriptor is defined by the MQMD structure.

message queue. Synonym for *queue*.

message queue interface (MQI). The programming interface provided by the MQSeries queue managers. This programming interface allows application programs to access message queuing services.

message queuing. A programming technique in which each program within an application communicates with the other programs by putting messages on queues.

messaging. See *synchronous messaging* and *asynchronous messaging*.

MQAI. MQSeries Administration Interface.

MQI. Message queue interface.

MQI channel. Connects an MQSeries client to a queue manager on a server system, and transfers only MQI calls and responses in a bidirectional manner. Contrast with *message channel*.

MQSC. MQSeries commands.

MQSeries. A family of IBM licensed programs that provides message queuing services.

MQSeries Administration Interface (MQAI). A programming interface to MQSeries.

MQSeries client. Part of an MQSeries product that can be installed on a system without installing the full queue manager. The MQSeries client accepts MQI calls from applications and communicates with a queue manager on a server system.

MQSeries commands (MQSC). Human readable commands, uniform across all platforms, that are used to manipulate MQSeries objects. Contrast with *programmable command format (PCF)*.

N

namelist. An MQSeries object that contains a list of names, for example, queue names.

nonpersistent message. A message that does not survive a restart of the queue manager. Contrast with *persistent message*.

O

OAM. Object authority manager.

object. In MQSeries, an object is a queue manager, a queue, a process definition, a channel, a namelist, or a storage class (OS/390 only).

object authority manager (OAM). In MQSeries on UNIX systems and MQSeries for Windows NT, the default authorization service for command and object management. The OAM can be replaced by, or run in combination with, a customer-supplied security service.

object descriptor. A data structure that identifies a particular MQSeries object. Included in the descriptor are the name of the object and the object type.

object handle. The identifier or token by which a program accesses the MQSeries object with which it is working.

P

PCF. Programmable command format.

PCF command. See *programmable command format*.

performance event. A category of event indicating that a limit condition has occurred.

persistent message. A message that survives a restart of the queue manager. Contrast with *nonpersistent message*.

ping. In distributed queuing, a diagnostic aid that uses the exchange of a test message to confirm that a message channel or a TCP/IP connection is functioning.

programmable command format (PCF). A type of MQSeries message used by:

- User administration applications, to put PCF commands onto the system command input queue of a specified queue manager
- User administration applications, to get the results of a PCF command from a specified queue manager
- A queue manager, as a notification that an event has occurred

Contrast with *MQSC*.

Q

queue. An MQSeries object. Message queuing applications can put messages on, and get messages from, a queue. A queue is owned and maintained by a queue manager. Local queues can contain a list of messages waiting to be processed. Queues of other types cannot contain messages—they point to other queues, or can be used as models for dynamic queues.

queue manager. (1) A system program that provides queuing services to applications. It provides an application programming interface so that programs can access messages on the queues that the queue manager owns. See also *local queue manager* and *remote queue manager*. (2) An MQSeries object that defines the attributes of a particular queue manager.

queue manager event. An event that indicates:

- An error condition has occurred in relation to the resources used by a queue manager. For example, a queue is unavailable.
- A significant change has occurred in the queue manager. For example, a queue manager has stopped or started.

queuing. See *message queuing*.

R

reason code. A return code that describes the reason for the failure or partial success of an MQI call.

receiver channel. In message queuing, a channel that responds to a sender channel, takes messages from a communication link, and puts them on a local queue.

Registry. In Windows NT, a secure database that provides a single source for system and application configuration data.

Registry Editor. In Windows NT, the program item that allows the user to edit the Registry.

Registry Hive. In Windows NT, the structure of the data stored in the Registry.

remote queue. A queue belonging to a remote queue manager. Programs can put messages on remote queues, but they cannot get messages from remote queues. Contrast with *local queue*.

remote queue manager. To a program, a queue manager that is not the one to which the program is connected.

remote queue object. See *local definition of a remote queue*.

remote queuing. In message queuing, the provision of services to enable applications to put messages on queues belonging to other queue managers.

reply message. A type of message used for replies to request messages. Contrast with *request message* and *report message*.

reply-to queue. The name of a queue to which the program that issued an MQPUT call wants a reply message or report message sent.

report message. A type of message that gives information about another message. A report message can indicate that a message has been delivered, has arrived at its destination, has expired, or could not be processed for some reason. Contrast with *reply message* and *request message*.

requester channel. In message queuing, a channel that may be started remotely by a sender channel. The requester channel accepts messages from the sender channel over a communication link and puts the messages on the local queue designated in the message. See also *server channel*.

request message. A type of message used to request a reply from another program. Contrast with *reply message* and *report message*.

return codes. The collective name for completion codes and reason codes.

S

sender channel. In message queuing, a channel that initiates transfers, removes messages from a transmission queue, and moves them over a communication link to a receiver or requester channel.

server. (1) In MQSeries, a queue manager that provides queue services to client applications running on a remote workstation. (2) The program that responds to requests for information in the particular two-program, information-flow model of client/server. See also *client*.

server channel. In message queuing, a channel that responds to a requester channel, removes messages from a transmission queue, and moves them over a communication link to the requester channel.

server connection channel type. The type of MQI channel definition associated with the server that runs a queue manager. See also *client connection channel type*.

synchronous messaging. A method of communication between programs in which programs place messages on message queues. With

synchronous messaging, the sending program waits for a reply to its message before resuming its own processing. Contrast with *asynchronous messaging*.

T

time-independent messaging. See *asynchronous messaging*.

trace. In MQSeries, a facility for recording MQSeries activity. The destinations for trace entries can include GTF and the system management facility (SMF).

trigger event. An event (such as a message arriving on a queue) that causes a queue manager to create a trigger message on an initiation queue.

triggering. In MQSeries, a facility allowing a queue manager to start an application automatically when predetermined conditions on a queue are satisfied.

trigger message. A message containing information about the program that a trigger monitor is to start.

trigger monitor. A continuously-running application serving one or more initiation queues. When a trigger message arrives on an initiation queue, the trigger monitor retrieves the message. It uses the information in the trigger message to start a process that serves the queue on which a trigger event occurred.

U

utility. In MQSeries, a supplied set of programs that provide the system operator or system administrator with facilities in addition to those provided by the MQSeries commands. Some utilities invoke more than one function.

Index

A

- About MQSeries automation classes for ActiveX classes 11
- AccessGetMessageOptions method 15
- Accessing IBMMQSeries objects using COM or URL addresses 126
 - C++ Language invocation 127
- Accessing IBMMQSeries objects using enumeration 128
 - C++ Language invocation 129
- AccessPutMessageOptions method 15
- AccessQueue method 29
- AccessQueueManager method 16
- AccountingToken property 57, 92
- AccountingTokenHex property 57, 93
- Add method 116
 - Selector parameter 116
 - Value parameter 116
- AddDistributionList method 30
- AddDistributionListItem method 90
- AddInquiry method 116
 - Inquiry parameter 116
- ADSI (Active Directory Service Interface) 123
- ADSI Troubleshooting 124
- AlternateUserId property 19, 34, 87
- ApplicationIdData property 58
- ApplicationOriginData property 58
- applications that access non-ActiveX applications 3
 - using MQSeries automation classes for ActiveX 3
- AuthorityEvent property 19

B

- Backout method 30
- BackoutCount property 58
- BackoutRequeueName property 34
- BackoutThreshold property 35
- BaseQueueName property 35
- Begin method 30
- BeginOptions property 19
- bibliography vi
- BookManager x

C

- ChannelAutoDefinition property 20
- ChannelAutoDefinitionEvent property 20
- ChannelAutoDefinitionExit property 20
- character set conversion 7
- CharacterSet property 20, 59
- Clear method 116

- ClearErrorCodes method
 - MQDistributionList class 90
 - MQDistributionListItem class 97
 - MQGetMessageOptions class 86
 - MQMessage class 69
 - MQPutMessageOptions class 83
 - MQQueue class 50
 - MQQueueManager class 31
 - MQSession class 16
- ClearMessage method 69
- Close method 50, 90
- CloseOptions property 20, 35, 87
- code level tool 99
- COM and ActiveX scripting 1
- CommandInputQueueName property 21
- CommandLevel property 21
- commands using Windows NT 101
- Commit method 31
- CompletionCode property
 - MQDistributionList class 88
 - MQDistributionListItem class 93
 - MQGetMessageOptions class 84
 - MQMessage class 55
 - MQPutMessageOptions class 81
 - MQQueue class 36
 - MQQueueManager class 21
 - MQSession class 13
- Configuring IBMMQSeries Active Directory objects 130
- Connect method 31
- ConnectionHandle property 22
- ConnectionReference property 36, 88
- ConnectionStatus property 22
- ConnectOptions property 22
- CorrelationId property 59, 93
- CorrelationIdHex property 60, 94
- Count property 115
- CreationDateTime property 36
- CurrentDepth property 36

D

- data conversion 6
- DataLength property 55
- DataOffset property 55
- DeadLetterQueueName property 22
- DefaultInputOpenOption property 37
- DefaultPersistence property 37
- DefaultPriority property 37
- DefaultTransmissionQueueName property 23
- DefinitionType property 37
- DepthHighEvent property 38

Index

- DepthHighLimit property 38
- DepthLowEvent property 38
- DepthLowLimit property 38
- DepthMaximumEvent property 39
- Description property 23, 39
- design and programming using MQSeries automation
 - classes for ActiveX 3
- designing applications that access non-ActiveX applications 3
- Disconnect method 31
- DistributionList property 94
- DistributionLists property 23
- DynamicQueueName property 39

E

- Encoding property 60
- environment support 2
- error handling 8, 120
- error handling in the samples 144
- example output file from code level tool 100
- example trace file 102
- execute method 117
 - Command parameter 117
 - OptionsBag parameter 117
 - QueueManager parameter 117
 - ReplyBag parameter 117
 - ReplyQ parameter 117
 - RequestQ parameter 117
- Expiry property 61

F

- failure of the MQSeries automation classes for ActiveX script 107
- Feedback property 61, 94
- first failure symptom report 107
- FirstDistributionListItem property 88
- Format property 62
- Frommessage method 117
 - Message parameter 118

G

- Get method 50
- glossary 153
- GroupId property 62, 95
- GroupIdHex property 62, 95

H

- HardenGetBackout property 40
- how error handling works 8
- HTML (Hypertext Markup Language) xi
- Hypertext Markup Language (HTML) xi

I

- InhibitEvent property 23
- InhibitGet property 40
- InhibitPut property 40
- InitiationQueueName property 41
- introduction to ActiveX 1
- IsConnected property 24
- IsOpen property 24, 41, 89
- item property 114
- ItemIndex parameter
 - Item property 114
- itemtype method 118
 - ItemIndex parameter 118
 - ItemType parameter 118
 - Selector parameter 118

L

- LocalEvent property 24

M

- MatchOptions property 85
- MaximumDepth property 41
- MaximumHandles property 25
- MaximumMessageLength property 25, 41
- MaximumPriority property 25
- MaximumUncommittedMessages property 25
- Message Descriptor properties 4
- MessageData property 63
- MessageDeliverySequence property 42
- MessageFlags property 63
- MessageId property 63, 95
- MessageIdHex property 64, 96
- MessageLength property 56
- MessageSequenceNumber property 64
- MessageType property 65
- methods
 - detailed description
 - Add method 116
 - Addinquiry method 116
 - Clear method 116
 - execute method 117
 - Frommessage method 117
 - itemtype method 118
 - Remove method 118
 - selector method 119
 - Tomessage method 120
 - Truncate method 120
- MQDistributionList class 87
- MQDistributionListItem class 92
- MQGetMessageOptions class 84
- MQMessage class 52
- MQPutMessageOptions class 81

MQQueue class 32
 MQQueueManager class 17
 MQSeries Automation Classes for Activex 1
 MQSeries automation classes for ActiveX failure 107
 MQSeries automation classes for ActiveX interface 11
 MQSeries automation classes for ActiveX
 Reference 11
 MQSeries constants 4
 MQSeries environment support 2
 MQSeries publications vi
 MQSeries string constants 4
 MQSession Class 13

N

Name property 26, 42
 namespace and object hierarchy 124
 NextDistributionListItem property 96
 null string constants 5
 numeric encoding 6

O

Object descriptions (ADSI)
 IBMMQSeries 132
 MQAliasQueue 139
 MQCIntConnChannel 134
 MQClusterReceiverChannel 135
 MQHost 132
 MQProcess 139
 MQQueueManager 133
 MQReceiverChannel 136
 MQRequesterChannel 136
 MQSenderChannel 137
 MQServerChannel 137
 MQSvrConnChannel 138
 schema 134
 object hierarchy and namespace 124
 ObjectHandle property 42
 Offset property 65
 Open method 90
 OpenInputCount property 42
 OpenOptions property 43, 89
 OpenOutputCount property 43
 OpenStatus property 43
 Options parameter
 Options Property 115
 Options property 82, 85, 115
 OriginalLength property 65

P

parameter passing 12
 errors on parameter passing 12
 object access methods 12

PDF (Portable Document Format) xi
 PerformanceEvent property 26
 Persistence property 66
 Platform property 27
 Portable Document Format (PDF) xi
 PostScript format xi
 preparing to run the samples 143
 PreviousDistributionListItem property 96
 Priority property 66
 ProcessName property 43
 Programming hints and tips 4
 properties
 detailed description
 Count property 115
 item property 114
 options property 115
 publications
 MQSeries vi
 Put method 51, 91
 PutApplicationName property 66
 PutApplicationType property 67
 PutDateTime property 67

Q

QueueManagerName property 44, 96
 QueueName property 97
 QueueType property 44

R

Read method 69
 ReadBoolean method 70
 ReadByte method 70
 ReadDecimal2 method 70
 ReadDecimal4 method 70
 ReadDouble method 71
 ReadDouble4 method 71
 ReadFloat method 72
 ReadInt2 method 72
 ReadInt4 method 72
 ReadLong method 72
 ReadShort method 73
 ReadString method 74
 ReadUInt2 method 74
 ReadUnsignedByte method 74
 ReadUTF method 75
 reason codes 108
 ReasonCode property
 Message class 56
 MQDistributionList class 89
 MQDistributionListItem class 97
 MQGetMessageOptions class 85
 MQPutMessageOptions class 82
 MQQueue class 44
 MQQueueManager class 27

Index

ReasonCode property (*continued*)
 MQSession class 14
ReasonCodeName method 16
ReasonName property
 MQDistributionList class 89
 MQDistributionListItem class 97
 MQGetMessageOptions class 85
 MQMessage class 56
 MQPutMessageOptions class 82
 MQQueue class 45
 MQQueueManager class 27
 MQSession class 15
receiving a message from MQSeries 5
RecordFields property 83
reference guide for MQSeries automation classes for
 ActiveX 11
RemoteEvent property 28
RemoteQueueManagerName property 45
RemoteQueueName property 45
Remove method 118
 ItemIndex parameter 119
 Selector parameter 119
ReplyToQueueManagerName property 67
ReplyToQueueName property 68
Report property 68
ResizeBuffer method 75
ResolvedQueueManagerName property 45, 83
ResolvedQueueName property 46, 83, 86
RetentionInterval property 46
Running the ActiveX Starter samples 144
 MQAX Starter sample for Microsoft Excel 95 or
 later 148
 Running the Bank demonstration 148
 Running the simple sample 148
 starter sample using an ActiveX compatible WWW
 browser 149
 Running the HTML sample 149
 starter samples for Visual Basic Version 4 or
 later 144
 MQAXDLST sample 148
 Running the sample 144
 Starting the MQAXCLSS sample 148

S

sample programs 143
Scope property 46
selector method 119
 ItemIndex parameter 119
 OutSelector parameter 119
 Selector parameter 119
Selector parameter
 Count Property 115
 Item Property 114
ServiceInterval property 46

ServiceIntervalEvent property 47
Shareability property 47
softcopy books x
starter samples 143
StartStopEvent property 28
Structuring IBM MQSeries COM and URL
 addresses 127
SyncPointAvailability property 28

T

terminology used in this book 153
threading 8
Tomessage method 120
 Message parameter 120
 OptionsBag parameter 120
TotalMessageLength property 68
trace filename and directory 101
TransmissionQueueName property 47
TriggerData property 48
TriggerDepth property 48
TriggerInterval property 29
TriggerMessagePriority property 49
TriggerType property 49
troubleshooting 99
troubleshooting (ADSI) 124
Truncate method 120
 ItemCount parameter 120

U

Usage property 49
UserId property 69
using data conversion 6
Using the Active Directory Service Interface
 (ADSI) 123
using trace 100

V

Value parameter
 Count Property 115
 Item property 114

W

WaitInterval property 86
when your MQSeries automation classes for ActiveX
 script fails 107
where to find more information about ActiveX xii
 related xii
Windows Help xi
Write method 76
WriteBoolean method 76
WriteByte method 76
WriteDecimal2 method 76

WriteDecimal4 method 77
WriteDouble method 77
WriteDouble4 method 77
WriteFloat method 78
WriteInt2 method 78
WriteInt4 method 78
WriteLong method 78
WriteNullTerminatedString method 79
WriteShort method 79
WriteString method 79
WriteUInt2 method 80
WriteUnsignedByte method 80
WriteUTF method 80

Sending your comments to IBM

MQSeries® for Windows NT® V5R1

**Using the Component Object
Model Interface**

SC34-5387-01

If you especially like or dislike anything about this book, please use one of the methods listed below to send your comments to IBM.

Feel free to comment on what you regard as specific errors or omissions, and on the accuracy, organization, subject matter, or completeness of this book. Please limit your comments to the information in this book and the way in which the information is presented.

To request additional publications, or to ask questions or make comments about the functions of IBM products or systems, you should talk to your IBM representative or to your IBM authorized remarketer.

When you send comments to IBM, you grant IBM a nonexclusive right to use or distribute your comments in any way it believes appropriate, without incurring any obligation to you.

You can send your comments to IBM in any of the following ways:

- By mail, use the Readers' Comment Form
- By fax:
 - From outside the U.K., after your international access code use 44 1962 870229
 - From within the U.K., use 01962 870229
- Electronically, use the appropriate network ID:
 - IBM Mail Exchange: GBIBM2Q9 at IBMMAIL
 - IBMLink: HURSLEY(IDRCF)
 - Internet: idrcf@hursley.ibm.com

Whichever you use, ensure that you include:

- The publication number and title
- The page number or topic to which your comment applies
- Your name and address/telephone number/fax number/network ID.

Readers' Comments

MQSeries® for Windows NT® V5R1

Using the Component Object Model Interface

SC34-5387-01

Use this form to tell us what you think about this manual. If you have found errors in it, or if you want to express your opinion about it (such as organization, subject matter, appearance) or make suggestions for improvement, this is the form to use.

To request additional publications, or to ask questions or make comments about the functions of IBM products or systems, you should talk to your IBM representative or to your IBM authorized remarketer. This form is provided for comments about the information in this manual and the way it is presented.

When you send comments to IBM, you grant IBM a nonexclusive right to use or distribute your comments in any way it believes appropriate without incurring any obligation to you.

Be sure to print your name and address below if you would like a reply.

Name

Address

Company or Organization

Telephone

Email

You can send your comments POST FREE on this form from any one of these countries:

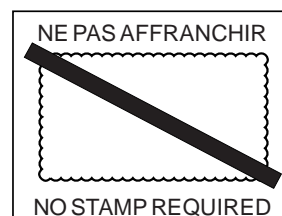
Australia	Finland	Iceland	Netherlands	Singapore	United States
Belgium	France	Israel	New Zealand	Spain	of America
Bermuda	Germany	Italy	Norway	Sweden	
Cyprus	Greece	Luxembourg	Portugal	Switzerland	
Denmark	Hong Kong	Monaco	Republic of Ireland	United Arab Emirates	

If your country is not listed here, your local IBM representative will be pleased to forward your comments to us. Or you can pay the postage and send the form direct to IBM (this includes mailing in the U.K.).

2 Fold along this line

By air mail
Par avion

IBRS/CCR NUMBER: PHQ - D/1348/SO

**REPONSE PAYEE
GRANDE-BRETAGNE**

IBM United Kingdom Laboratories
Information Development Department (MP095)
Hursley Park,
WINCHESTER, Hants
SO21 2ZZ United Kingdom

3 Fold along this line

From: Name _____
Company or Organization _____
Address _____

EMAIL _____
Telephone _____

4 Fasten here with adhesive tape**1** Cut along this line**1** Cut along this line



Printed in the United States of America
on recycled paper containing 10%
recovered post-consumer fiber.

SC34-5387-01

