


WebSphere Enterprise Service Bus

Simple XML format



This presentation provides an overview of the WebSphere® Enterprise Service Bus product, introducing the simple XML format concept.

Table of contents

- Introduction
- Comparison of the two formats
- How to convert from the old format to the new format
- How the new simple XML format impacts team development
- Useful links

This presentation will start by explaining why there is a new mediation flows format. It will then go through a comparison of the old and the new formats, and how you can convert from the old to the new format. Next, how this new function impacts team development. And finally, you can use the links at the end of the presentation to find further information in the Information Center.

Introduction

- Pre-V7.5, mediation flow saved in three different files:
 - Duplication of information
 - Some information was in XML format
 - Some information was serialized
 - Compare and merge difficult

- In IBM Integration Designer 7.5, mediation flows are saved in a single XML file:
 - Easier to read
 - Team development is simpler

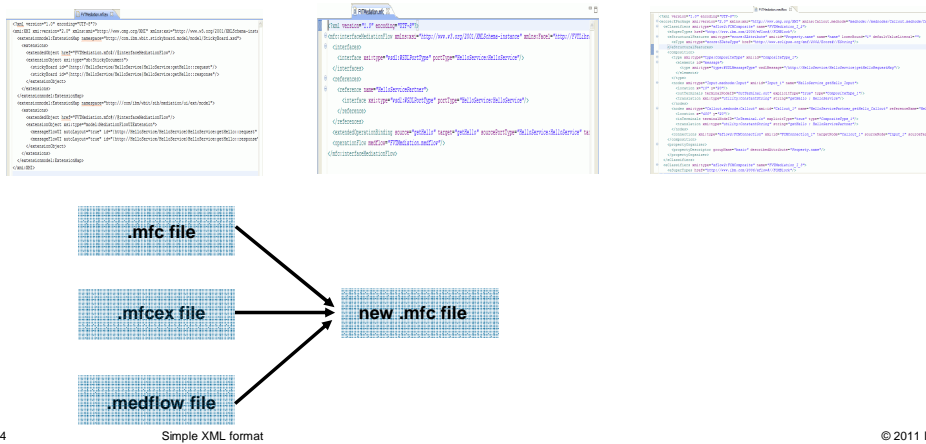
In previous releases of WebSphere Integration Developer, a mediation flow was saved in three different files, with duplication of information between them. Some information was in XML format and some information was serialized. This makes compare and merge difficult.

Starting with IBM Integration Designer 7.5, mediation flows are saved in a single XML file that is easy to read and therefore makes team development simpler.

Comparison of the two formats

The three files used to save mediation flow information were .mfcex, .mfc, and .medflow format files.

- .mfcex files contain extensions.
- .mfc files contain interfaces, references and operations
- .medflow files contain mediation flow implementation information



The three files used to save mediation flow information were .mfcex, .mfc and .medflow format files. These files were used to store information about the WebSphere Integration Developer extensions, the interfaces, references and operations, and the mediation flow implementation information. The images are shown to give you an idea of how much information was stored in each file. Often the files have overlapping information. The diagram shows how, in the new simple XML format, the three files are combined into one file, with the extension .mfc.

Example of new format code

```

?xml version="1.0" encoding="UTF-8"?>
<mediationFlow xmlns="http://www.ibm.com/xmlns/prod/websphere/2010/MediationFlow" xmlns:HelloService="http://HelloService/HelloS
<import location="HelloService_HelloService.wsdl" namespace="http://HelloService/HelloService"/>
<reference name="HelloServicePartner" portType="HelloService:HelloService"/>
<interface portType="HelloService:HelloService">
  <operation name="getHello">
    <requestFlow mtoex:showInputResponse="false" mtoex:showInputFault="false">
      <node displayName="getHello : HelloService" name="HelloService_getHello_Input" type="Input">
        <outputTerminal type="HelloService:getHelloRequestMsg">
          <wire targetNode="HelloServicePartner_getHello_Callout"/>
        </outputTerminal>
      </node>
      <node displayName="getHello : HelloServicePartner" name="HelloServicePartner_getHello_Callout" type="Callout">
        <property name="referenceName" value="HelloServicePartner"/>
        <property name="operationName" value="getHello"/>
        <inputTerminal type="HelloService:getHelloRequestMsg"/>
      </node>
    </requestFlow>
    <responseFlow>
      <node displayName="getHello : HelloServicePartner" name="HelloServicePartner_getHello_CalloutResponse" type="CalloutResp
        <property name="referenceName" value="HelloServicePartner"/>
        <property name="operationName" value="getHello"/>
        <outputTerminal type="HelloService:getHelloResponseMsg">
          <wire targetNode="HelloService_getHello_InputResponse"/>
        </outputTerminal>
        <failTerminal type="HelloService:getHelloRequestMsg">
          <wire targetNode="Fail"/>
        </failTerminal>
      </node>
      <node displayName="getHello : HelloService" name="HelloService_getHello_InputResponse" type="InputResponse">
        <inputTerminal type="HelloService:getHelloResponseMsg"/>
      </node>
      <node name="Fail" type="Fail">
        <inputTerminal/>
      </node>
    </responseFlow>
  </operation>
</interface>
</mediationFlow>

```

Operation

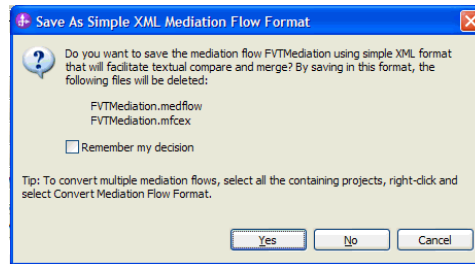
Request flow

Response flow

5 Simple XML format © 2011 IBM Corporation

In this image, you see that the operation XML tag has the name 'getHello' and is followed by the request flow and the response flow tags. The operation XML tag is nested within the interface XML tag, which in turn is part of the mediation flow. The image shows that the information that was previously held in three separate files, is now combined into one.

How to convert from the old format to the new format



You can also convert your mediation flows from the Business Integration view, by completing these steps:

1. Select the projects that contain the mediation flows that you want to convert
2. Right-click and select **Convert mediation flow format**

A third method, which can be started at any time, and allows manipulation of just one property at a time:

1. Right-click a module. Select **Properties**
2. Expand the Business Integration view
3. Select **Mediation Flow**
4. Select the check box labeled "Save and Format non-simple XML mediation flow to facilitate textual compare and merge"
5. Click **OK**

You can save your mediation flows in an XML format that is easy to read, thus simplifying team development and compare or merge of the mediation flows. By default, new mediation flows are saved in the XML format. When you import a mediation flow that was created in a previous version of IBM Integration Designer, the old format is maintained. When you save the mediation flow, you are prompted to save the mediation flow in the new format. You can also convert your mediation flows from the Business Integration view, by completing these steps:

1. Select the projects that contain the mediation flows that you want to convert
2. Right-click and select **Convert mediation flow format**

A third method, which can be started at any time, and allows manipulation of just one property at a time:

1. Right-click a module. Select **Properties**
2. Expand the Business Integration view
3. Select **Mediation Flow**
4. Select the check box labeled "Save and Format non-simple XML mediation flow to facilitate textual compare and merge"
5. Click **OK**

How the new simple XML format impacts team development

- Enables concurrent development – request flows, response flows and subflows can be separated out into different files.
- Makes merging and comparing easier because flow changes will only update a single file.
- You can view the history of the flow and the simple XML format can help understand flow modifications.

Here are some advantages of the new simple XML format and its impact on team development: the new format enables concurrent development, because request flows, response flows and subflows can be separated out into different files. The new format makes merging and comparing easier because flow changes will only update a single file. And finally, you can view the history of the flow and the simple XML format can help you understand flow modifications.

Useful links

- Optimizing a mediation flow for team development:

<http://www14.software.ibm.com/webapp/wsbroker/redirect?version=wbpm750&product=ebpm-dist&topic=filesave>

- Changing the format of mediation flows:

<http://publib.boulder.ibm.com/infocenter/dmndhelp/v7r5mx/topic/com.ibm.wbpm.wid.integ.doc/topics/tchgformat.html>

- Mediation flow schema reference:

<http://publib.boulder.ibm.com/infocenter/dmndhelp/v7r5mx/topic/com.ibm.wbpm.wid.integ.doc/topics/tsimplemfc.html>

The link on this page takes you to three related articles in the IBM Integration Designer Information Center. The article called “Optimizing a mediation flow for team development” explains how to save the mediation flows as three files again. The “Changing the format of mediation flows” article describes how to save the flow in different ways. The mediation flow schema reference talks about the properties of the flow.



Feedback

Your feedback is valuable

You can help improve the quality of IBM Education Assistant content to better meet your needs by providing feedback.

- Did you find this module useful?
- Did it help you solve a problem or answer a question?
- Do you have suggestions for improvements?

Click to send email feedback:

mailto:iea@us.ibm.com?subject=Feedback_about_WESBv75_SimpleXMLformat.ppt

This module is also available in PDF format at: [../WESBv75_SimpleXMLformat.pdf](..\\WESBv75_SimpleXMLformat.pdf)

You can help improve the quality of IBM Education Assistant content by providing feedback.



Trademarks, disclaimer, and copyright information

IBM, the IBM logo, ibm.com, and WebSphere are trademarks or registered trademarks of International Business Machines Corp., registered in many jurisdictions worldwide. Other product and service names might be trademarks of IBM or other companies. A current list of other IBM trademarks is available on the web at "[Copyright and trademark information](http://www.ibm.com/legal/copytrade.shtml)" at <http://www.ibm.com/legal/copytrade.shtml>

THE INFORMATION CONTAINED IN THIS PRESENTATION IS PROVIDED FOR INFORMATIONAL PURPOSES ONLY. WHILE EFFORTS WERE MADE TO VERIFY THE COMPLETENESS AND ACCURACY OF THE INFORMATION CONTAINED IN THIS PRESENTATION, IT IS PROVIDED "AS IS" WITHOUT WARRANTY OF ANY KIND, EXPRESS OR IMPLIED. IN ADDITION, THIS INFORMATION IS BASED ON IBM'S CURRENT PRODUCT PLANS AND STRATEGY, WHICH ARE SUBJECT TO CHANGE BY IBM WITHOUT NOTICE. IBM SHALL NOT BE RESPONSIBLE FOR ANY DAMAGES ARISING OUT OF THE USE OF, OR OTHERWISE RELATED TO, THIS PRESENTATION OR ANY OTHER DOCUMENTATION. NOTHING CONTAINED IN THIS PRESENTATION IS INTENDED TO, NOR SHALL HAVE THE EFFECT OF, CREATING ANY WARRANTIES OR REPRESENTATIONS FROM IBM (OR ITS SUPPLIERS OR LICENSORS), OR ALTERING THE TERMS AND CONDITIONS OF ANY AGREEMENT OR LICENSE GOVERNING THE USE OF IBM PRODUCTS OR SOFTWARE.

© Copyright International Business Machines Corporation 2011. All rights reserved.