

# IBM Security SiteProtector System V2.9, Manually upgrading to SiteProtector V2.9

Slide 1



---

## IBM Security SiteProtector System V2.9

### Manually upgrading to SiteProtector V2.9



This is a self-running demonstration that shows you how to complete a task.  
Controls are available at the bottom of the screen.

© Copyright IBM Corporation 2012 All rights reserved.

## IBM Security SiteProtector System V2.9, Manually upgrading to SiteProtector V2.9

Slide 2



### Objectives

When you complete this module, you will be able to perform the following tasks:

- Retrieve the Manual Upgrader tool from the IBM Download Center
- Use the Manual Upgrader to download updates
- Use the Manual Upgrader to upgrade a site to SiteProtector V2.9

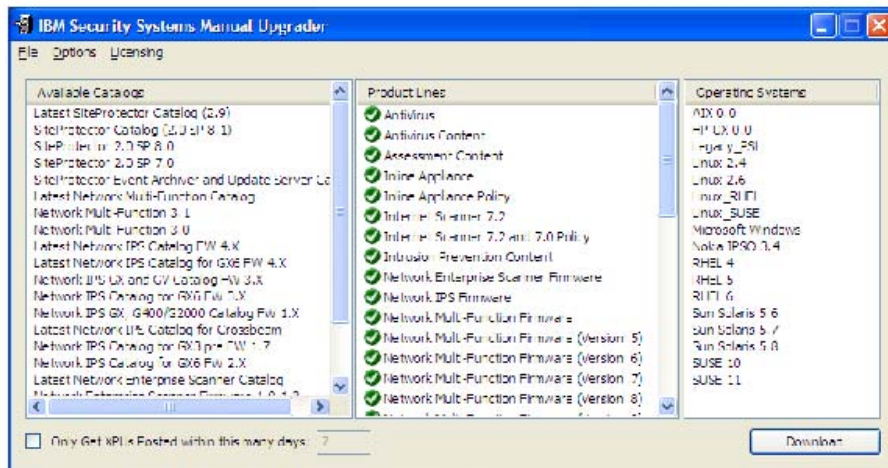
# IBM Security SiteProtector System V2.9, Manually upgrading to SiteProtector V2.9

Slide 3



## Manual Upgrader

- If your security policy does not permit Internet connectivity to SiteProtector systems and components, you can use the Manual Upgrader to retrieve updates and then install them manually
- Download the Manual Upgrader from the [IBM Download Center](#)



# IBM Security SiteProtector System V2.9, Manually upgrading to SiteProtector V2.9

Slide 4

**IBM Internet Security Systems**  
Ahead of the threat.™

ISS Home | ISS Worldwide | Investor Relations | Careers

Keyword Search

ABOUT US | PRODUCTS | SERVICES | RESEARCH | SUPPORT | TRAINING | PARTNERS | CONTACT US

**Quick Links**

- HOME
- DOWNLOAD CENTER
- MY ACCOUNT
  - My Profile
  - Change Password
  - OneTrust Credential Token
- PRODUCT SUPPORT
- CONTACT US
- FEEDBACK
- SIGN OUT

**PRODUCT DOWNLOADS**

Select A Product

BETA

GO

**LATEST CONTENT UPDATES**

- Enterprise Scanner Content Update 1.89 (CAM)
- Proventia Network - Content Update 32.010
- Proventia and RealSecure Host Content Updates - 32.010 and 2720
- Security Fusion Content Updates - December 2011
- Proventia Network - Content Update 31.122
- Proventia and RealSecure Host Content Updates - 31.122 and 2715
- Enterprise Scanner Content Update 1.88 (CAM)
- Proventia Network - Content Update 31.120
- Proventia and RealSecure Host Content Updates - 31.120 and 2710
- Proventia Network - Content Update

**LATEST UPDATES**

- SiteProtector 2.9 Database Service
- Proventia Server for Linux 1.0.2

**BETA DOWNLOADS**

**SPECIAL DOWNLOADS**

To locate the Manual Upgrader, click the list.

This demonstration shows you how to retrieve the Manual Upgrader tool. You must sign in to the IBM Download Center to download the Manual Upgrader. This task has been performed for you.

# IBM Security SiteProtector System V2.9, Manually upgrading to SiteProtector V2.9

Slide 5

The screenshot displays the IBM Internet Security Systems website. The header includes the logo "IBM Internet Security Systems Ahead of the threat.™" and navigation links for "ISS Home", "ISS Worldwide", "Investor Relations", and "Careers". A search bar is located in the top right corner. Below the header is a navigation menu with tabs for "ABOUT US", "PRODUCTS", "SERVICES", "RESEARCH", "SUPPORT", "TRAINING", "PARTNERS", and "CONTACT US".

The main content area features a "Quick Links" sidebar on the left with options like "HOME", "DOWNLOAD CENTER", "MY ACCOUNT", "PRODUCT SUPPORT", "CONTACT US", "FEEDBACK", and "SIGN OUT". The central "PRODUCT DOWNLOADS" section has a "Select A Product" dropdown menu. The dropdown is currently open, showing a list of products including "BETA", "Database Scanner", "DoD Advisory Content", "Enterprise Scanner", "Enterprise Scanner Beta", "FIPS enabled systems", "Hosted Vulnerability Management Service Appliance", "IBM Security Server Protection", "Internet Scanner", "MSL", "NIAP EAL2 - Prov. A/G, Net. Snsr, SiteProtector", "NIAP EAL2 Prov. Desktop, Prov. Server, SiteProtector", "NIAP EAL2-PP Proventia GX 1.3 and SiteProtector 2.0 SP 6.1", "NIAP EAL2PP - Prov. GX6116 ver.2.2, Site Protector 2.0 Service Pack 7.0", "Other", "Proventia A Series", "Proventia Desktop", "Proventia Desktop Access Control", "Proventia Desktop for Vista Technology Preview", and "Proventia Endpoint Secure Control". A scroll bar is visible on the right side of the dropdown list. A yellow callout box with a speech bubble icon points to the scroll bar, containing the text "Click the scroll bar...".

Below the dropdown menu, there are sections for "LATEST UPDATES" and "31.120". The "LATEST UPDATES" section lists "SiteProtector 2.9 Database Service Packs" and "SiteProtector 2.9 Upgrade Packages". The "31.120" section lists "Proventia and RealSecure Host Content Updates - 31.120 and 2710" and "Proventia Network - Content Update".

# IBM Security SiteProtector System V2.9, Manually upgrading to SiteProtector V2.9

Slide 6

The screenshot displays the IBM Internet Security Systems website. At the top, the logo reads "IBM Internet Security Systems Ahead of the threat.™". Navigation links include "ABOUT US", "PRODUCTS", "SERVICES", "RESEARCH", "SUPPORT", "TRAINING", "PARTNERS", and "CONTACT US". A search bar is located in the top right corner.

The "PRODUCT DOWNLOADS" section is active, showing a dropdown menu for "Select A Product" with "BETA" selected. The dropdown list includes the following items:

- RealSecure Server Sensor
- RealSecure Server Sensor (AIX) - Beta
- RealSecure Server Sensor (Solaris) - Beta
- RealSecure Server Sensor Beta
- RealSecure Server Sensor for Solaris - August 2006
- RealSecure Server Sensor for Windows (Beta)
- RealSecure WorkGroup Manager
- Server Sensor for Windows
- SiteProtector
- SiteProtector 6.1 Beta
- SiteProtector 8.0 Beta
- SiteProtector Beta
- SiteProtector Migration Utility (Beta)
- SiteProtector Security Fusion Module
- SiteProtector Third Party Module
- System Scanner Agent
- System Scanner Console
- VMS special edition
- Virtual Server Protection
- test

A yellow callout box with a blue arrow points to the "SiteProtector" option in the list, containing the text: "Click **SiteProtector**."

The "LATEST UPDATES" section on the right shows:

- SiteProtector 2.9 Database Service Packs
- SiteProtector 2.9 Upgrade Packages

At the bottom of the page, there are additional update notifications:

- 31.120
- Proventia and RealSecure Host Content Updates - 31.120 and 2710
- Proventia Network - Content Update

# IBM Security SiteProtector System V2.9, Manually upgrading to SiteProtector V2.9

Slide 7

The screenshot displays the IBM Internet Security Systems website interface. At the top, the header includes the IBM logo and the slogan "Ahead of the threat.™". Navigation links for "ISS Home", "ISS Worldwide", "Investor Relations", and "Careers" are present, along with a "Keyword Search" field and a "GO" button. A main navigation bar contains tabs for "ABOUT US", "PRODUCTS", "SERVICES", "RESEARCH", "SUPPORT", "TRAINING", "PARTNERS", and "CONTACT US".

On the left side, a "Quick Links" menu lists: HOME, DOWNLOAD CENTER, MY ACCOUNT, My Profile, Change, OneTrust, PRODUCT, CONTACT US, FEEDBACK, and SIGN OUT. A yellow callout bubble with the text "Click GO." points to the "GO" button in the "PRODUCT DOWNLOADS" section.

The "PRODUCT DOWNLOADS" section features a "Select A Product" dropdown menu currently set to "SiteProtector" and a "GO" button. Below this, the "LATEST CONTENT UPDATES" section lists several updates with arrows pointing to the right:

- Enterprise Scanner Content Update 1.89 (CAM)
- Proventia Network - Content Update 32.010
- Proventia and RealSecure Host Content Updates - 32.010 and 2720
- Security Fusion Content Updates - December 2011
- Proventia Network - Content Update 31.122
- Proventia and RealSecure Host Content Updates - 31.122 and 2715
- Enterprise Scanner Content Update 1.88 (CAM)
- Proventia Network - Content Update 31.120
- Proventia and RealSecure Host Content Updates - 31.120 and 2710
- Proventia Network - Content Update

Other sections visible include "LATEST UPDATES" with links to SiteProtector 2.9 Database Service Packs, SiteProtector 2.9 Upgrade Packages, SiteProtector 2.9 Install Packages, SiteProtector 2.9 Manual Upgrader, and Proventia Server for Linux 1.5.2. There are also empty sections for "BETA DOWNLOADS" and "SPECIAL DOWNLOADS".

# IBM Security SiteProtector System V2.9, Manually upgrading to SiteProtector V2.9

Slide 8

The screenshot displays the IBM Internet Security Systems website interface. At the top left, the logo reads "IBM Internet Security Systems Ahead of the threat.™". To the right, there are navigation links: "ISS Home | ISS Worldwide | Investor Relations | Careers" and a "Keyword Search" box with the number "60". Below the logo is a horizontal menu with tabs for "ABOUT US", "PRODUCTS", "SERVICES", "RESEARCH", "SUPPORT", "TRAINING", "PARTNERS", and "CONTACT US".

On the left side, there is a "Quick Links" sidebar menu with the following items: HOME, DOWNLOAD CENTER, MY ACCOUNT (with an upward arrow), My Profile, Change Password, OneTrust Credential Token, PRODUCT SUPPORT (with a downward arrow), CONTACT US, FEEDBACK, and SIGN OUT.


The main content area features a section titled "ENTERPRISE PRODUCT DOWNLOADS". It contains two dropdown menus: "Product" (set to "SiteProtector") and "Version" (set to "Select a Version"). A yellow callout bubble with a pointer to the "Version" dropdown contains the text "Click the Version list.".

At the bottom of the page, there are links for "Site Map | Privacy Policy | Terms of Use | Trademarks" and a copyright notice: "©2011 IBM Internet Security Systems. All rights reserved worldwide."



# IBM Security SiteProtector System V2.9, Manually upgrading to SiteProtector V2.9

Slide 9



**IBM Internet Security Systems**  
Ahead of the threat.™

ISS Home | ISS Worldwide | Investor Relations | Careers

Keyword Search  60

ABOUT US | PRODUCTS | SERVICES | RESEARCH | SUPPORT | TRAINING | PARTNERS | CONTACT US

**Quick Links**

- HOME
- DOWNLOAD CENTER
- MY ACCOUNT
  - My Profile
  - Change Password
  - OneTrust Credential Token
- PRODUCT SUPPORT
- CONTACT US
- FEEDBACK
- SIGN OUT

**ENTERPRISE PRODUCT DOWNLOADS**

Product: SiteProtector

Version: Select a Version

- Select a Version
- SiteProtector 2.0 Service Pack 8.1
- SiteProtector 2.0 Service Pack 7.0
- SiteProtector 2.0 Service Pack 8.0
- SiteProtector 2.0 Service Pack 9.0

Click **SiteProtector 2.0 Service Pack 9.0**.

[Site Map](#) | [Privacy Policy](#) | [Terms of Use](#) | [Trademarks](#)

©2011 IBM Internet Security Systems. All rights reserved worldwide.

# IBM Security SiteProtector System V2.9, Manually upgrading to SiteProtector V2.9

Slide 10

The screenshot displays the IBM Internet Security Systems website. At the top left, the logo reads "IBM Internet Security Systems Ahead of the threat.™". To the right, there are links for "ISS Home | ISS Worldwide | Investor Relations | Careers" and a "Keyword Search" box with the number "60". A navigation bar below the logo contains tabs for "ABOUT US", "PRODUCTS", "SERVICES", "RESEARCH", "SUPPORT", "TRAINING", "PARTNERS", and "CONTACT US".

On the left side, there is a "Quick Links" menu with the following items: HOME, DOWNLOAD CENTER, MY ACCOUNT (with an up arrow), My Profile, Change Password, OneTrust Credential Token, PRODUCT SUPPORT (with a down arrow), CONTACT US, FEEDBACK, and SIGN OUT.

The main content area is titled "ENTERPRISE PRODUCT DOWNLOADS". It features two dropdown menus. The "Product" dropdown is set to "SiteProtector". The "Version" dropdown is open, showing a list of options: "Select a Version", "SiteProtector 2.0 Service Pack 8.1", "SiteProtector 2.0 Service Pack 7.0", "SiteProtector 2.0 Service Pack 8.0", and "SiteProtector 2.0 Service Pack 9.0". The "SiteProtector 2.0 Service Pack 9.0" option is highlighted in blue.

At the bottom of the page, there are links for "Site Map | Privacy Policy | Terms of Use | Trademarks" and a copyright notice: "©2011 IBM Internet Security Systems. All rights reserved worldwide."

# IBM Security SiteProtector System V2.9, Manually upgrading to SiteProtector V2.9

Slide 11

IBM Internet Security Systems  
Ahead of the threat.™

ISS Home | ISS Worldwide | Investor Relations | Careers

Keyword Search 60

ABOUT US | PRODUCTS | SERVICES | RESEARCH | SUPPORT | TRAINING | PARTNERS | CONTACT US

**Quick Links**

- HOME
- DOWNLOAD CENTER
- MY ACCOUNT
  - My Profile
  - Change Password
  - OneTrust Credential Token
- PRODUCT SUPPORT
- CONTACT US
- FEEDBACK
- SIGN OUT

**ENTERPRISE PRODUCT DOWNLOADS**

Product: SiteProtector | Version: SiteProtector 2.0 Service Pack 9.0

File Group Type: All

Show 10 entries | Search:

File Group	Release Date	
SiteProtector 2.9 Database Service Packs	2011-12-19	Continue
<b>SiteProtector 2.9 Manual Upgrader</b>	2011-12-8	Continue
SiteProtector 2.9 Install Packages	2011-12-8	Continue
SiteProtector 2.9 Upgrade Packages	2011-12-8	Continue
SiteProtector 2.0 XPU - April 17, 2006	2006-4-17	Continue
SiteProtector 2.0 XPU - November 23, 2005	2005-11-23	Continue
SiteProtector 2.0 XPU - February 16, 2006	2006-2-16	Continue
SiteProtector 2.0 XPU - February 16, 2006 (2)	2006-2-16	Continue
SiteProtector 2.0 XPU - March 24, 2006	2006-3-24	Continue
SiteProtector 2.0 XPU - October 11, 2006	2006-10-11	Continue

Showing 1 to 10 of 10 entries

Locate **SiteProtector 2.9 Manual Upgrader.**

Click **Continue.**

# IBM Security SiteProtector System V2.9, Manually upgrading to SiteProtector V2.9

Slide 12

**IBM Internet Security Systems**  
Ahead of the threat.™

ISS Home | ISS Worldwide | Investor Relations | Careers

Keyword Search 60

ABOUT US | PRODUCTS | SERVICES | RESEARCH | SUPPORT | TRAINING | PARTNERS | CONTACT US

**Quick Links**

- HOME
- DOWNLOAD CENTER
- MY ACCOUNT
  - My Profile
  - Change Password
  - OneTrust Credential Token
- PRODUCT SUPPORT
- CONTACT US
- FEEDBACK
- SIGN OUT

Please indicate whether you accept or do not accept the following software license agreement(s) by choosing either "I Agree" or "I Do Not Agree" and clicking the "Submit" button.

**NOTE:** If you do not accept the license agreement(s) for the product you have chosen, you will not be able to download any file for that product.

**END USER LICENSE AGREEMENT**

English [en]

International Program

License Agreement

Part 1 - General Terms

BY DOWNLOADING, INSTALLING, COPYING, ACCESSING, CLICKING ON AN "ACCEPT" BUTTON, OR OTHERWISE USING THE PROGRAM, LICENSEE AGREES TO THE TERMS OF THIS AGREEMENT. IF YOU ARE ACCEPTING

I Agree  I Do Not Agree

SUBMIT

Review the End User License Agreement and select **I agree**.

[Site Map](#) | [Privacy Policy](#) | [Terms of Use](#) | [Trademarks](#)

©2011 IBM Internet Security Systems. All rights reserved worldwide.

# IBM Security SiteProtector System V2.9, Manually upgrading to SiteProtector V2.9

Slide 13

**IBM Internet Security Systems**  
Ahead of the threat.™

ISS Home | ISS Worldwide | Investor Relations | Careers

Keyword Search  60

ABOUT US | PRODUCTS | SERVICES | RESEARCH | SUPPORT | TRAINING | PARTNERS | CONTACT US

**Quick Links**

- HOME
- DOWNLOAD CENTER
- MY ACCOUNT ^
  - My Profile
  - Change Password
  - OneTrust Credential Token
- PRODUCT SUPPORT v
- CONTACT US
- FEEDBACK
- SIGN OUT

Please indicate whether you accept or do not accept the following software license agreement(s) by choosing either "I Agree" or "I Do Not Agree" and clicking the "Submit" button.

**NOTE:** If you do not accept the license agreement(s) for the product you have chosen, you will not be able to download any file for that product.

**END USER LICENSE AGREEMENT**

English [en] v

International Program

License Agreement

Part 1 - General Terms

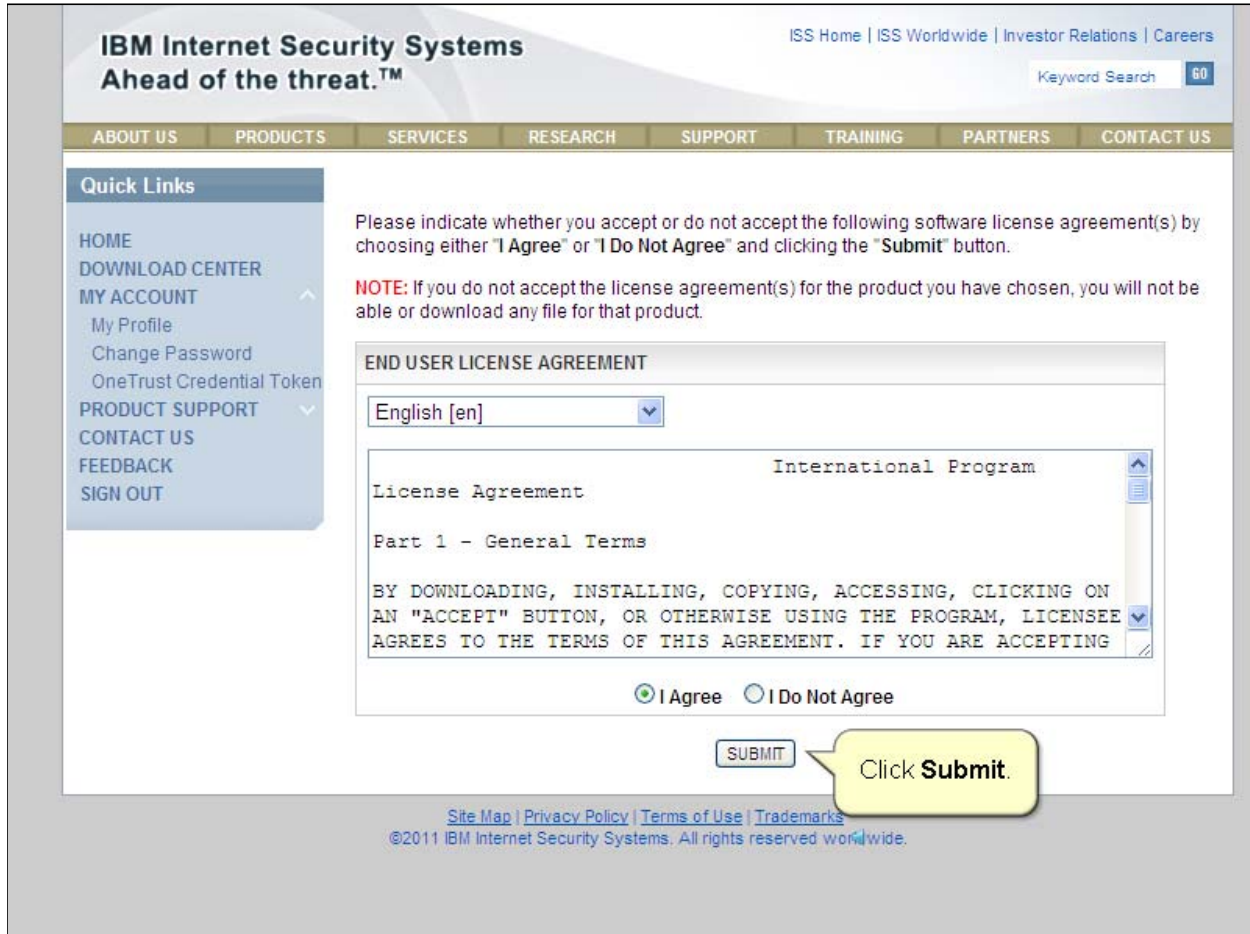
BY DOWNLOADING, INSTALLING, COPYING, ACCESSING, CLICKING ON AN "ACCEPT" BUTTON, OR OTHERWISE USING THE PROGRAM, LICENSEE AGREES TO THE TERMS OF THIS AGREEMENT. IF YOU ARE ACCEPTING

I Agree  I Do Not Agree

[Site Map](#) | [Privacy Policy](#) | [Terms of Use](#) | [Trademarks](#)  
©2011 IBM Internet Security Systems. All rights reserved worldwide.

# IBM Security SiteProtector System V2.9, Manually upgrading to SiteProtector V2.9

Slide 14



**IBM Internet Security Systems**  
Ahead of the threat.™

ISS Home | ISS Worldwide | Investor Relations | Careers

Keyword Search  60

ABOUT US | PRODUCTS | SERVICES | RESEARCH | SUPPORT | TRAINING | PARTNERS | CONTACT US

**Quick Links**

- HOME
- DOWNLOAD CENTER
- MY ACCOUNT ^
  - My Profile
  - Change Password
  - OneTrust Credential Token
- PRODUCT SUPPORT v
- CONTACT US
- FEEDBACK
- SIGN OUT

Please indicate whether you accept or do not accept the following software license agreement(s) by choosing either "I Agree" or "I Do Not Agree" and clicking the "Submit" button.

**NOTE:** If you do not accept the license agreement(s) for the product you have chosen, you will not be able to download any file for that product.

**END USER LICENSE AGREEMENT**

English [en] v

International Program

License Agreement

Part 1 - General Terms

BY DOWNLOADING, INSTALLING, COPYING, ACCESSING, CLICKING ON AN "ACCEPT" BUTTON, OR OTHERWISE USING THE PROGRAM, LICENSEE AGREES TO THE TERMS OF THIS AGREEMENT. IF YOU ARE ACCEPTING

I Agree  I Do Not Agree

Click **Submit**.

[Site Map](#) | [Privacy Policy](#) | [Terms of Use](#) | [Trademarks](#)

©2011 IBM Internet Security Systems. All rights reserved worldwide.

# IBM Security SiteProtector System V2.9, Manually upgrading to SiteProtector V2.9

Slide 15

IBM Internet Security Systems  
Ahead of the threat.™

ISS Home | ISS Worldwide | Investor Relations | Careers

Keyword Search 60

ABOUT US | PRODUCTS | SERVICES | RESEARCH | SUPPORT | TRAINING | PARTNERS | CONTACT US

**Quick Links**

- HOME
- DOWNLOAD CENTER
- MY ACCOUNT
  - My Profile
  - Change Password
  - OneTrust Credential Token
- PRODUCT SUPPORT
- CONTACT US
- FEEDBACK
- SIGN OUT

Show 10 entries Search:

**File Downloads**

**SITEPROTECTOR MANUAL UPGRADER 2.9**

<b>File Size:</b>	5092.254 KB	<a href="#">Download</a>
<b>Filename:</b>	ManualUpgrader.zip	
<b>MD5:</b>	bf1bc259a7e2a2ef829faeaea2013e60	
<b>SHA-1:</b>	0ac4ebfc090de707acc4008f44ad9f0b202fd3e6	

Showing 1 to 1 of 1 entries

Click **Download**.

The Manual Upgrader files are contained in a zip file. Extract the zip file to a computer that has Internet access. By default, the files are extracted to a directory named ManualUpgrader.

# IBM Security SiteProtector System V2.9, Manually upgrading to SiteProtector V2.9

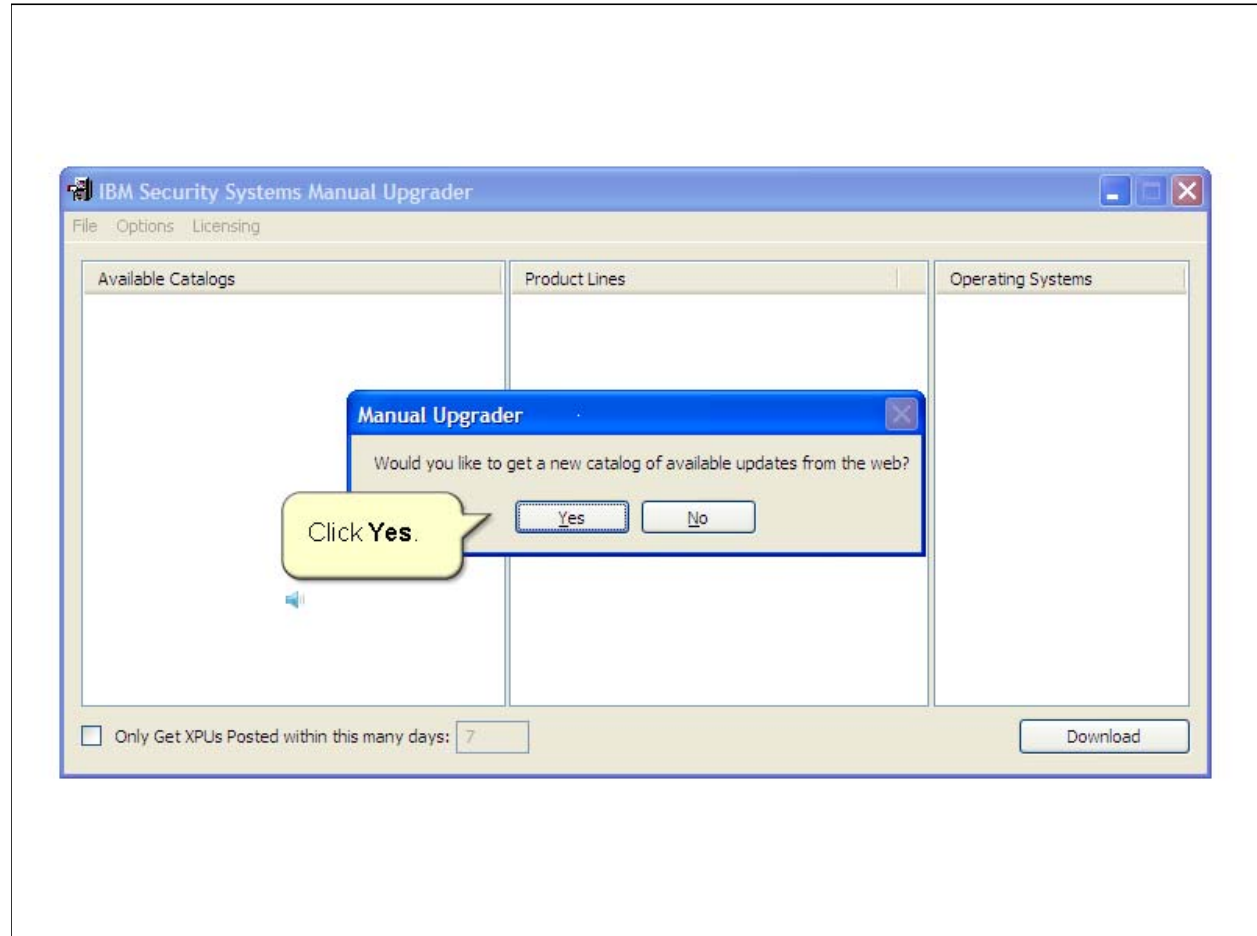
Slide 16

The screenshot displays the 'IBM Security Systems Manual Upgrader' application window. The window title bar reads 'IBM Security Systems Manual Upgrader' and includes a menu bar with 'File', 'Options', and 'Licensing'. The main interface is divided into three columns: 'Available Catalogs', 'Product Lines', and 'Operating Systems'. A callout box in the top right corner states: 'To use the Manual Upgrader, double-click ManualUpgrader.exe and add your IBM product license. These tasks have been performed for you.' A callout box in the 'Available Catalogs' pane states: 'This demonstration shows you how to use the Manual Upgrader to retrieve updates for the X-Press Update Server.' At the bottom of the window, there is a checkbox labeled 'Only Get XPU's Posted within this many days:' with a text box containing the number '7'. A 'Download' button is located at the bottom right. A callout box pointing to the 'Download' button states: 'To download a catalog, click **Download**.'



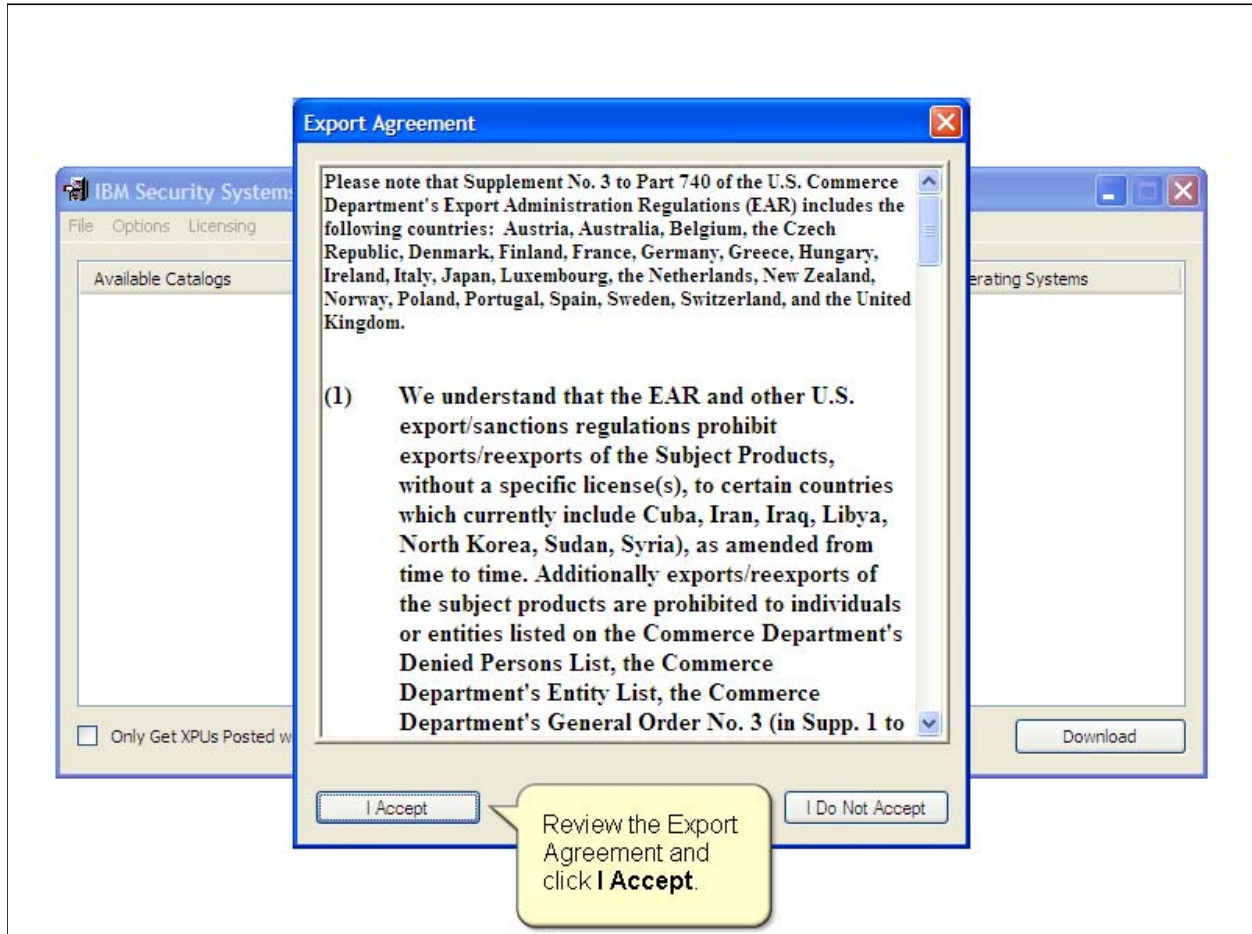
# IBM Security SiteProtector System V2.9, Manually upgrading to SiteProtector V2.9

Slide 17



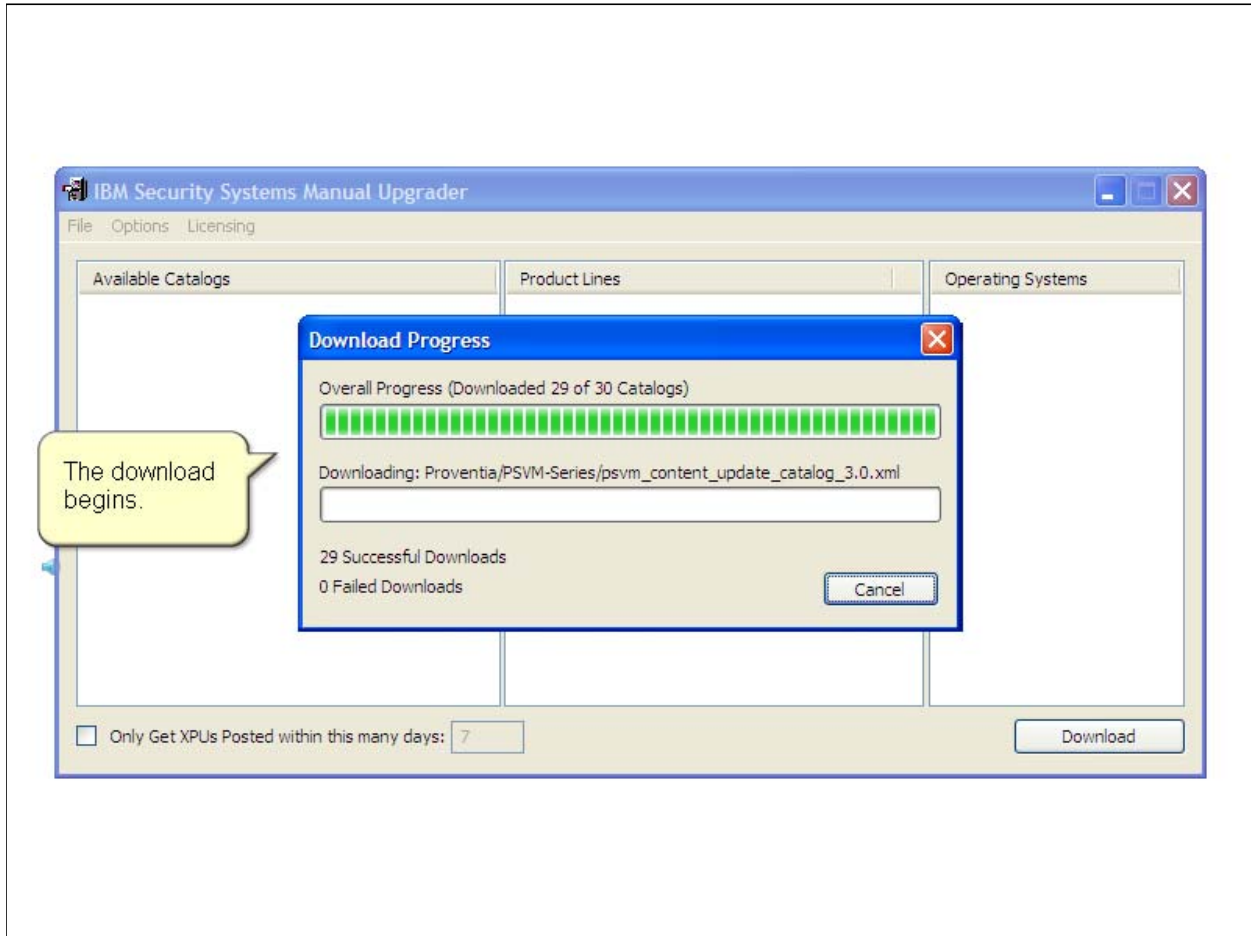
# IBM Security SiteProtector System V2.9, Manually upgrading to SiteProtector V2.9

Slide 18



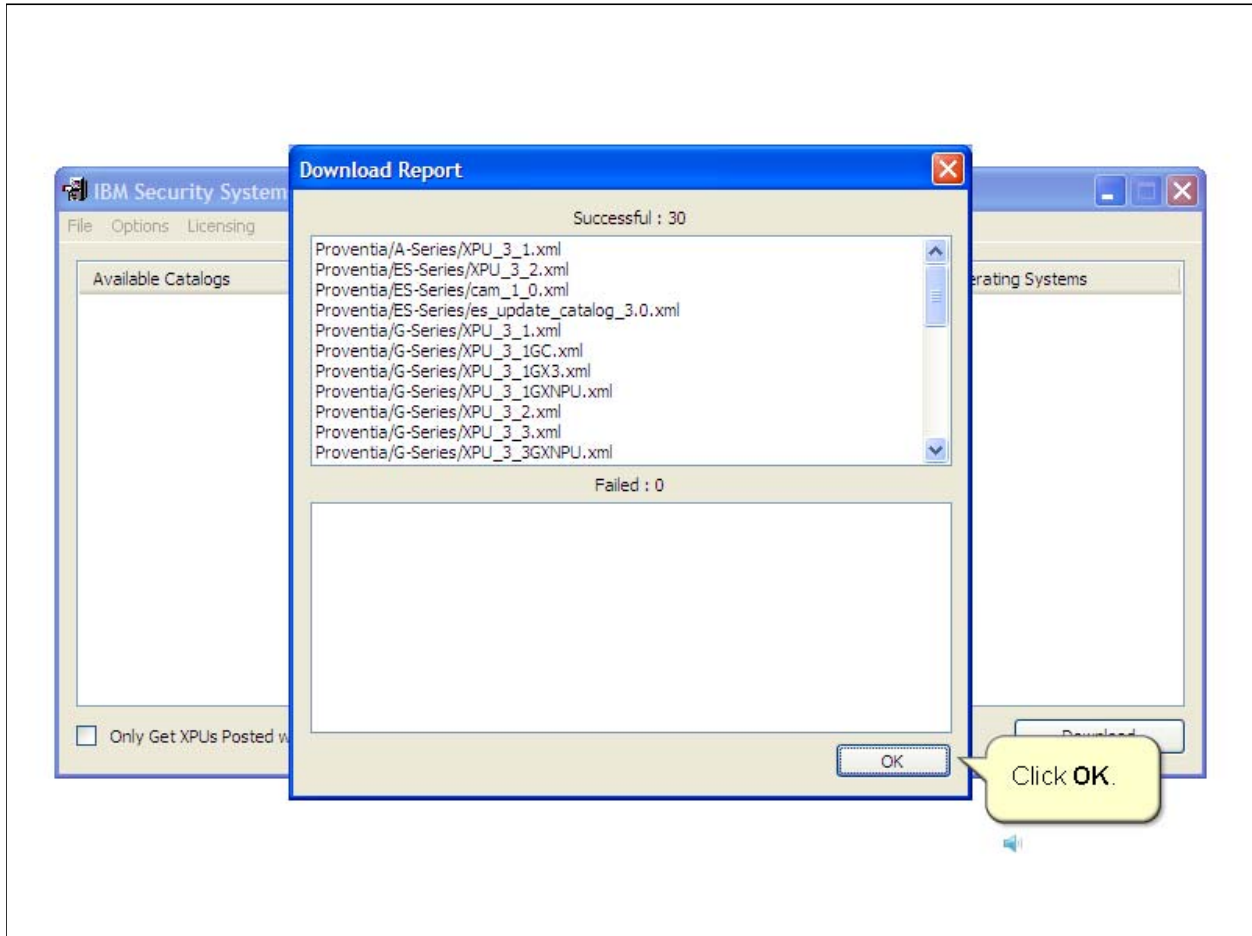
# IBM Security SiteProtector System V2.9, Manually upgrading to SiteProtector V2.9

Slide 19



# IBM Security SiteProtector System V2.9, Manually upgrading to SiteProtector V2.9

Slide 20



# IBM Security SiteProtector System V2.9, Manually upgrading to SiteProtector V2.9

Slide 21

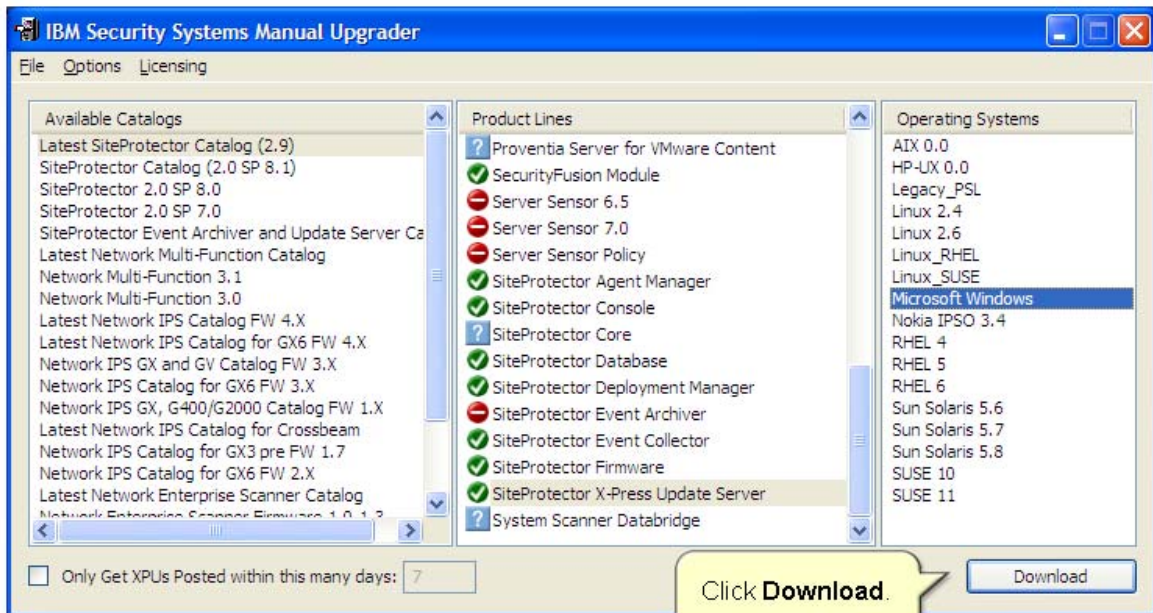
Select the catalog (first column), product lines (middle column), and operating systems (right column) for which you need updates.

Available Catalogs	Product Lines	Operating Systems
Latest SiteProtector Catalog (2.9)	<input checked="" type="checkbox"/> AntiVirus	AIX 0.0
SiteProtector Catalog (2.0 SP 8.1)	<input checked="" type="checkbox"/> Antivirus Content	HP-UX 0.0
SiteProtector 2.0 SP 8.0	<input checked="" type="checkbox"/> Assessment Content	Legacy_PSL
SiteProtector 2.0 SP 7.0	<input checked="" type="checkbox"/> Inline Appliance	Linux 2.4
SiteProtector Event Archiver and Update Server Ca	<input checked="" type="checkbox"/> Inline Appliance Policy	Linux 2.6
Latest Network Multi-Function Catalog	<input checked="" type="checkbox"/> Internet Scanner 7.2	Linux_RHEL
Network Multi-Function 3.1	<input checked="" type="checkbox"/> Internet Scanner 7.2 and 7.0 Policy	Linux_SUSE
Network Multi-Function 3.0	<input checked="" type="checkbox"/> Intrusion Prevention Content	Microsoft Windows
Latest Network IPS Catalog FW 4.X	<input checked="" type="checkbox"/> Network Enterprise Scanner Firmware	Nokia IPSO 3.4
Latest Network IPS Catalog for GX6 FW 4.X	<input checked="" type="checkbox"/> Network IPS Firmware	RHEL 4
Network IPS GX and GV Catalog FW 3.X	<input checked="" type="checkbox"/> Network Multi-Function Firmware	RHEL 5
Network IPS Catalog for GX6 FW 3.X	<input checked="" type="checkbox"/> Network Multi-Function Firmware (Version 5)	RHEL 6
Network IPS GX, G400/G2000 Catalog FW 1.X	<input checked="" type="checkbox"/> Network Multi-Function Firmware (Version 6)	Sun Solaris 5.6
Latest Network IPS Catalog for Crossbeam	<input checked="" type="checkbox"/> Network Multi-Function Firmware (Version 7)	Sun Solaris 5.7
Network IPS Catalog for GX3 pre FW 1.7	<input checked="" type="checkbox"/> Network Multi-Function Firmware (Version 8)	Sun Solaris 5.8
Network IPS Catalog for GX6 FW 2.X		SUSE 10
Latest Network Enterprise Scanner Catalog		SUSE 11
Network Enterprise Scanner Firmware 1.0.1.2		

You can select multiple catalogs, product lines, and operating systems using the Shift or Control keys.

# IBM Security SiteProtector System V2.9, Manually upgrading to SiteProtector V2.9

Slide 22



# IBM Security SiteProtector System V2.9, Manually upgrading to SiteProtector V2.9

Slide 23

The downloaded files are saved to the applicable subfolders in the same directory as the Manual Upgrader tool, such as C:\ManualUpgrader\.

The screenshot displays the IBM Security System Manual Upgrader interface. On the left, a list of 'Available Catalogs' is shown, including various SiteProtector and Network Multi-Function updates. The main window is titled 'Successful : 4' and lists four 'SiteProtector X-press Update Server Update' entries with version numbers 1.10, 1.11, 1.12, and 2.9. Below this, a 'Failed : 0' section is empty. On the right, a 'Operating Systems' list includes entries like '0.0', 'JX 0.0', 'acy\_PSL', 'x 2.4', 'x 2.6', 'x\_RHEL', 'x\_SUSE', 'Microsoft Windows', 'a IPSO 3.4', 'L 4', 'L 5', 'L 6', 'Solaris 5.6', 'Solaris 5.7', 'Solaris 5.8', 'E 10', and 'E 11'. At the bottom, there is an 'OK' button and a 'Download' button. A yellow callout bubble points to the 'OK' button with the text 'Click OK.'.



### Copying update files

- To make the downloaded updates available to the SiteProtector Console, copy the update folders from the Manual Upgrader folder to the following folder and restart the Apache web server service:

**\Program Files\ISS\SiteProtector\Application Server\webserver\Apache2\htdocs\XPU**

- After the files are copied, restart the SiteProtector Sensor Controller Service and the SiteProtector Web Server service

#### **Notes:**

- SiteProtector and Manual Upgrader have DLL files that share the same name; however, the files are incompatible
- Do not copy the Manual Upgrader installation folder to the Application Server, because this causes the X-Press Update Server and other communication processes in the Application Server to stop functioning



# IBM Security SiteProtector System V2.9, Manually upgrading to SiteProtector V2.9

Slide 25

The screenshot shows the IBM Security SiteProtector console interface. The main window displays the 'Agent View - Default' for the agent '192.168.5.128 : IBMSecurity'. A table lists the components and their update statuses:

Model	Agent Name	Version	Update Status
SiteProtector Database	SP Database	2.0 (SP 9.12:XPU 1.345)	Out of Date (Product Maintenance)
Event Collector	EventCollector_IBM...	6.9 (SP 1.20)	Current
SiteProtector Core	SP Core	2.0 (SP 8.1:XPU 1.0)	Out of Date (Product Features)
Deployment Manager	DeploymentManager	2.0 (SP 8.8)	Current
Agent Manager			
X-Press Update Server			
SecurityFusion Module			
GX6116			
GX6116			

A callout box points to the 'SiteProtector Core' row, stating: "The Update Status column indicates that the SiteProtector Core component is 'out of date.' To apply an update to this component, click **SiteProtector Core**."

A text box at the bottom left explains: "This demonstration shows you how to apply a Product Features X-Press Update to the SiteProtector Core."

The status bar at the bottom indicates "9 rows with 0 selected." and "administrator" with a lock icon. There is also a "Notifications" icon with an exclamation mark.

# IBM Security SiteProtector System V2.9, Manually upgrading to SiteProtector V2.9

Slide 26

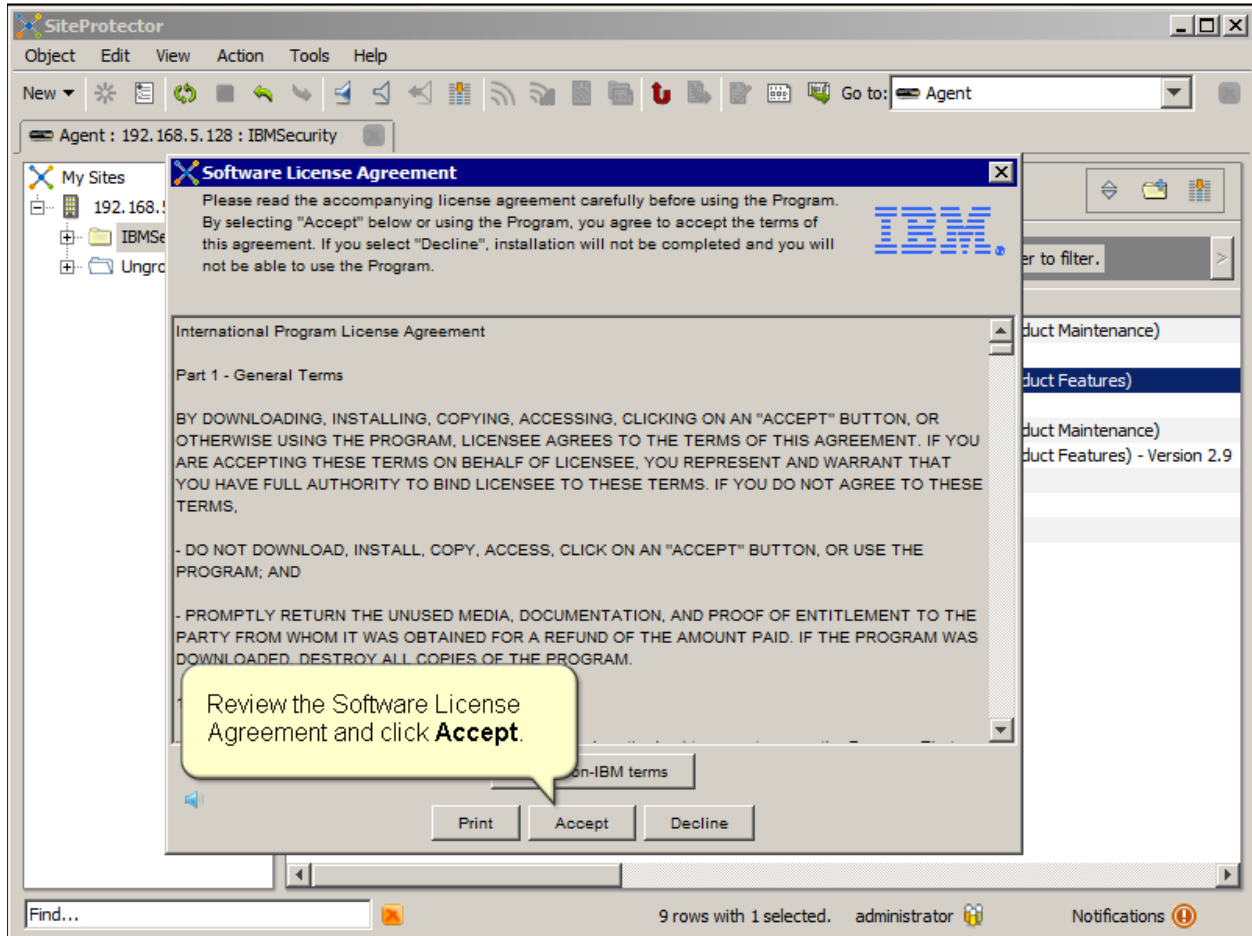
Click the **Apply XPU** toolbar button.

Model	Agent Name	Version	Update Status
SiteProtector Database	SP Database	2.0 (SP 9.12:XPU 1.345)	Out of Date (Product Maintenance)
Event Collector	EventCollector_IBM...	6.9 (SP 1.20)	Current
SiteProtector Core	SP Core	2.0 (SP 8.1:XPU 1.0)	Out of Date (Product Features)
Deployment Manager	DeploymentManager	2.0 (SP 8.8)	Current
Agent Manager	AgentManager_IBM...	6.9 (SP 10.200)	Out of Date (Product Maintenance)
X-Press Update Server	UpdateServer	1.0 (XPU 1.10)	Out of Date (Product Features) - Version 2.9
SecurityFusion Module	SecurityFusionModule	2.1 (SP 1.7)	Current
GX6116	ghost1	4.1	
GX6116	ghost2	4.1	

9 rows with 1 selected. administrator Notifications

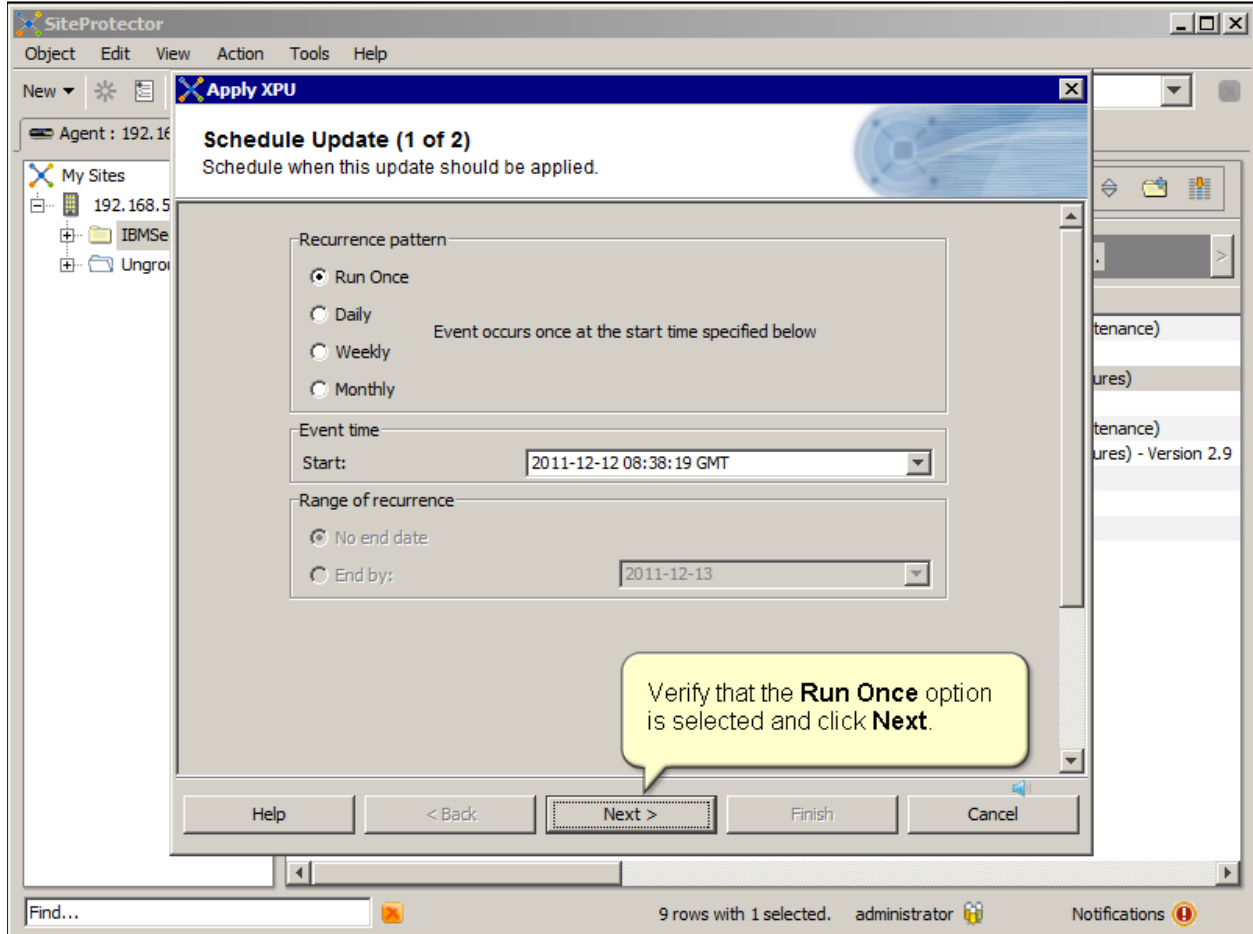
# IBM Security SiteProtector System V2.9, Manually upgrading to SiteProtector V2.9

Slide 27



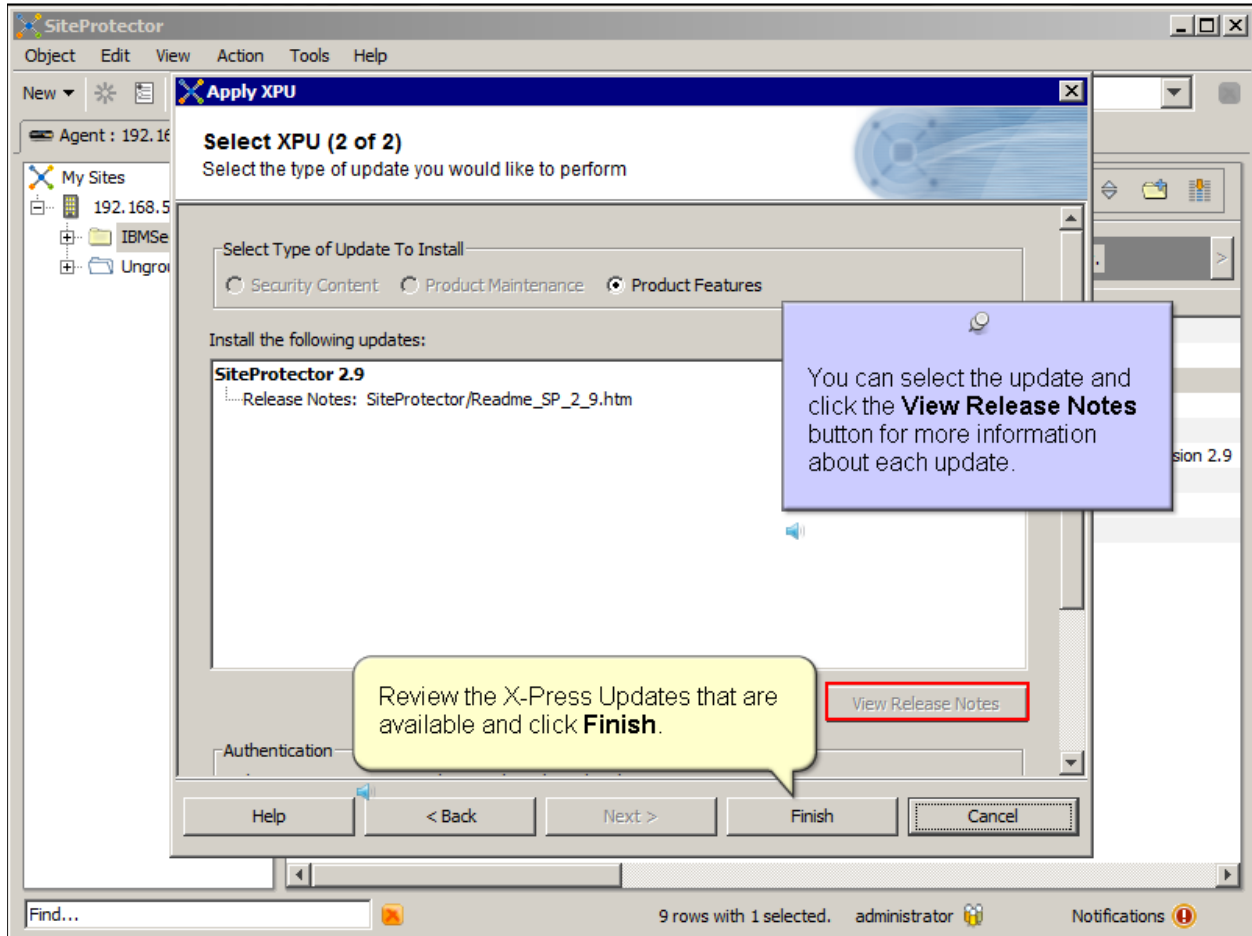
# IBM Security SiteProtector System V2.9, Manually upgrading to SiteProtector V2.9

Slide 28



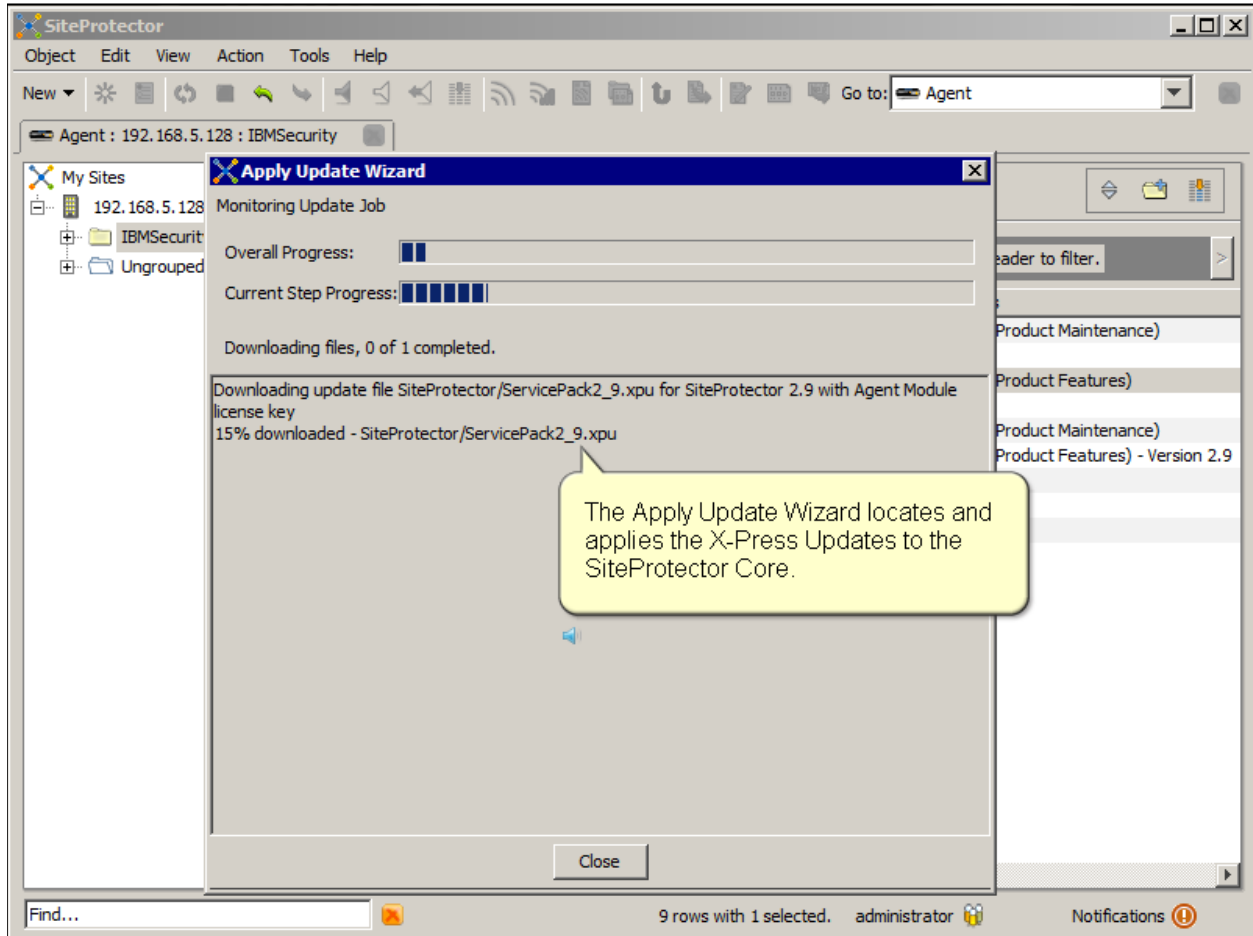
# IBM Security SiteProtector System V2.9, Manually upgrading to SiteProtector V2.9

Slide 29



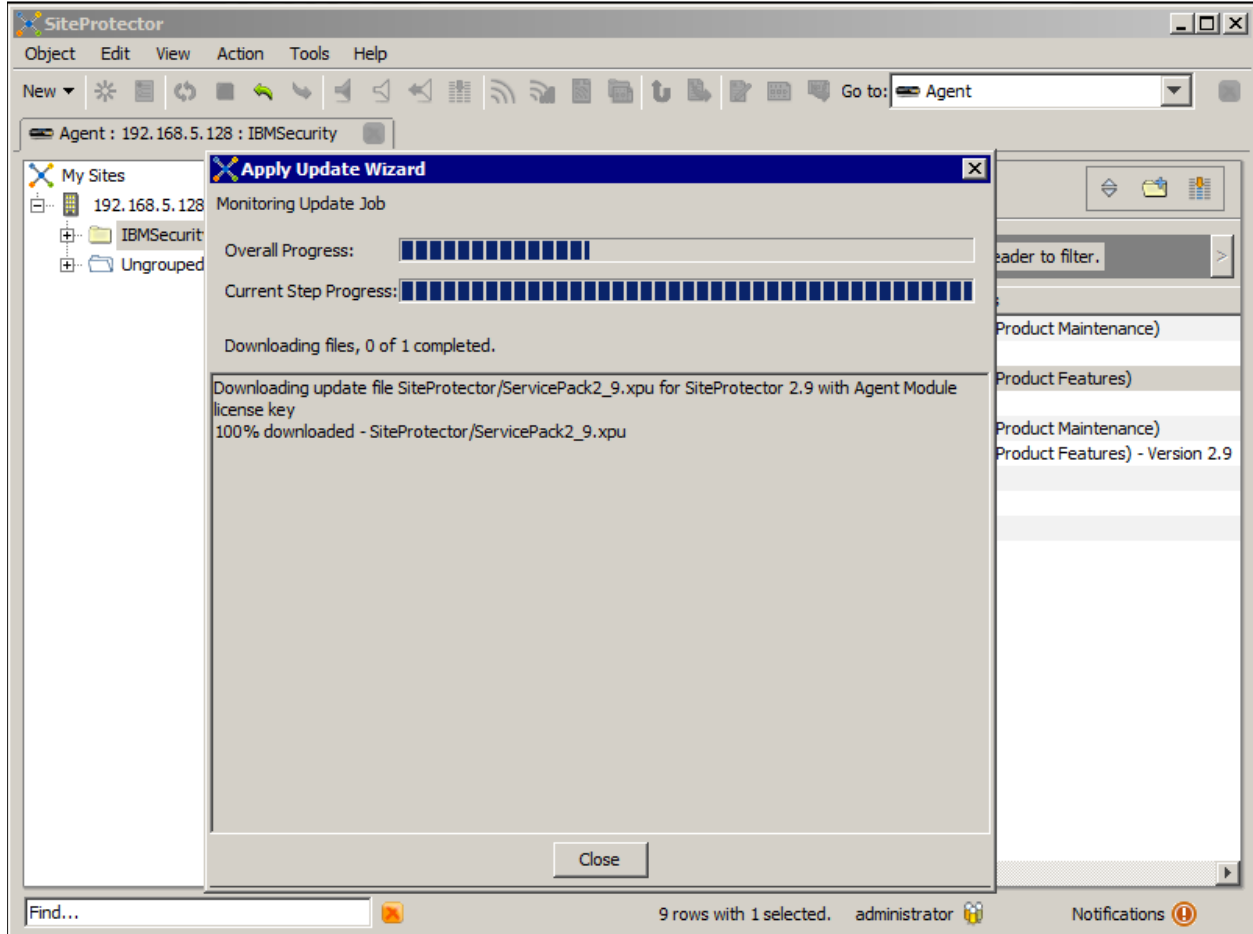
# IBM Security SiteProtector System V2.9, Manually upgrading to SiteProtector V2.9

Slide 30



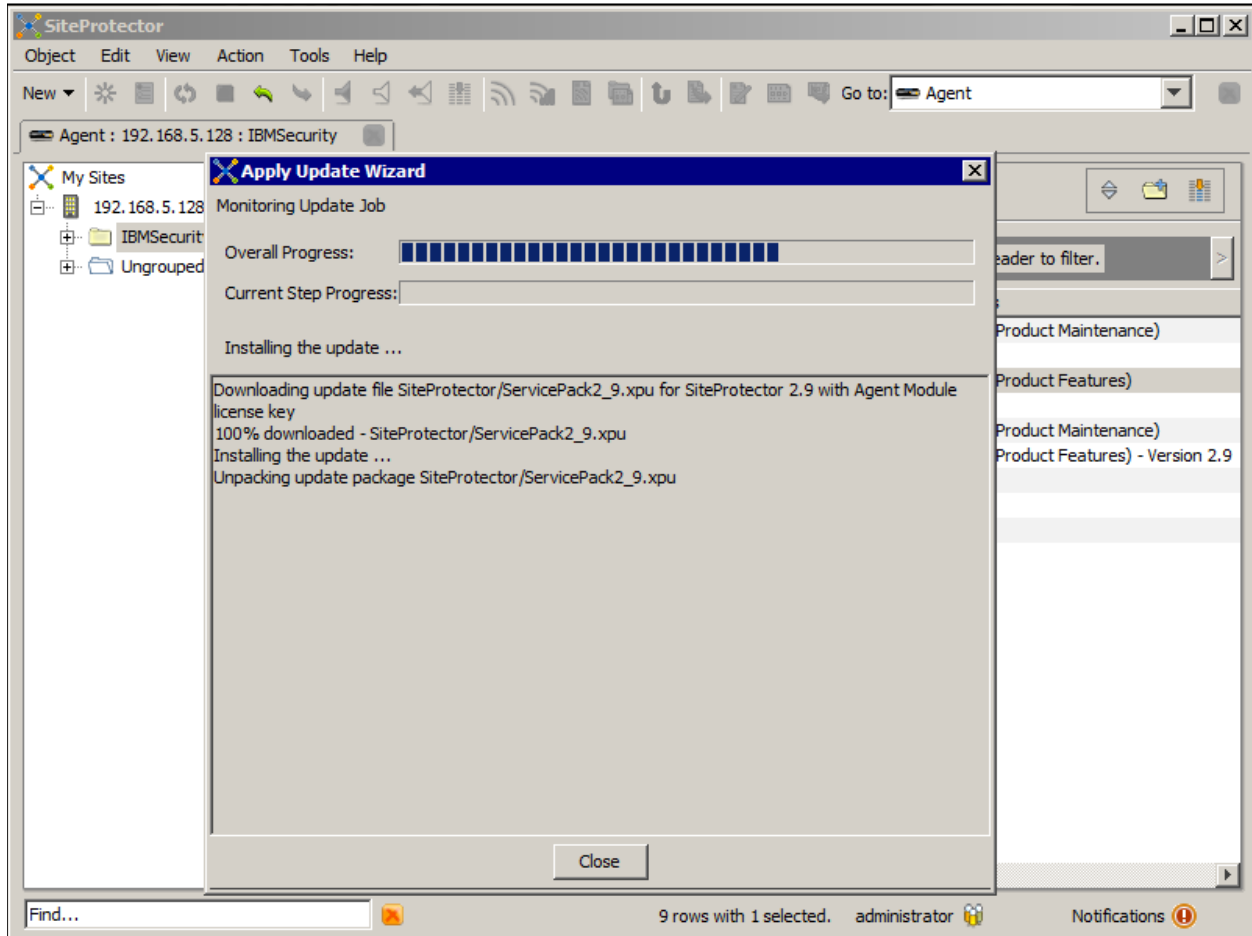
# IBM Security SiteProtector System V2.9, Manually upgrading to SiteProtector V2.9

Slide 31



# IBM Security SiteProtector System V2.9, Manually upgrading to SiteProtector V2.9

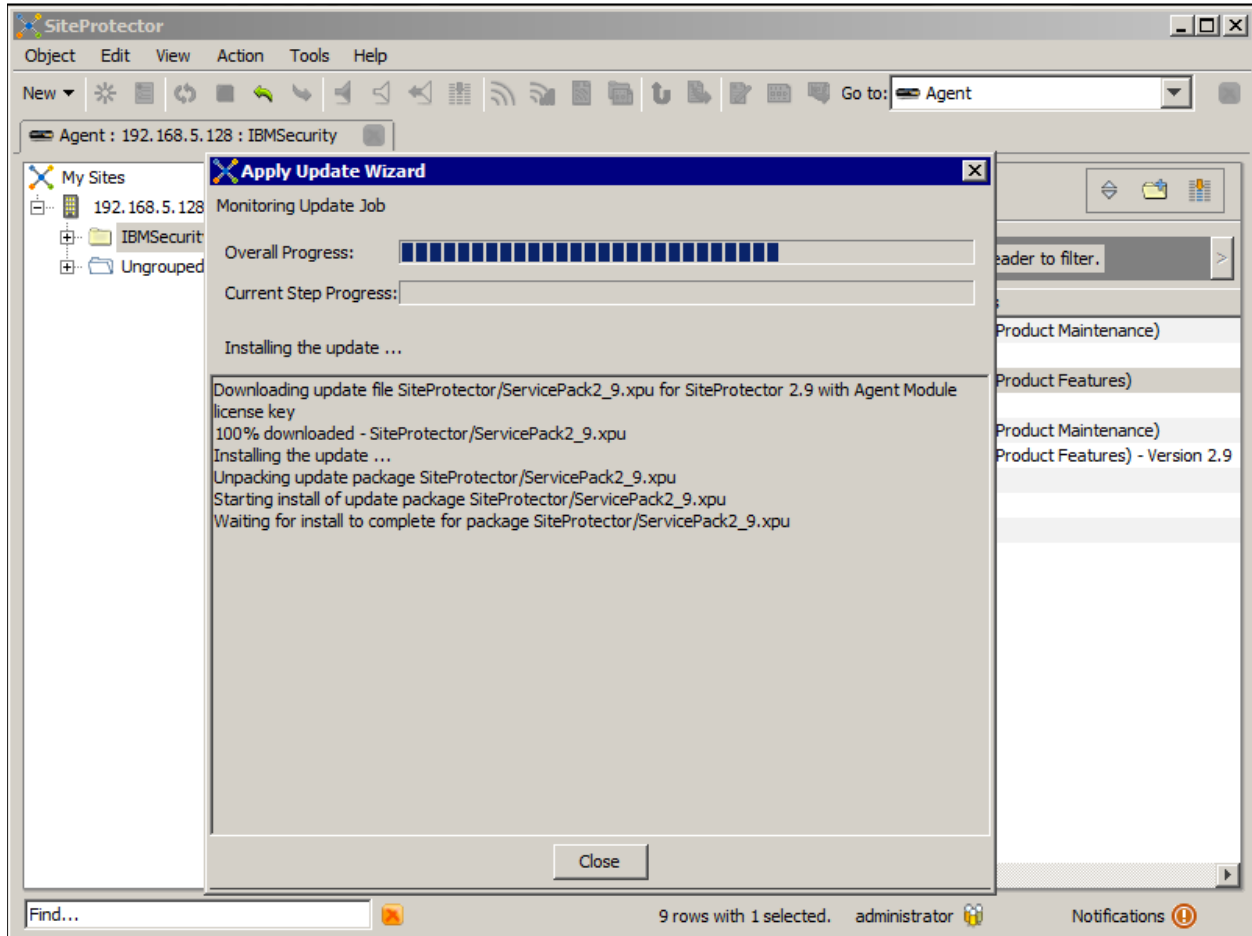
Slide 32





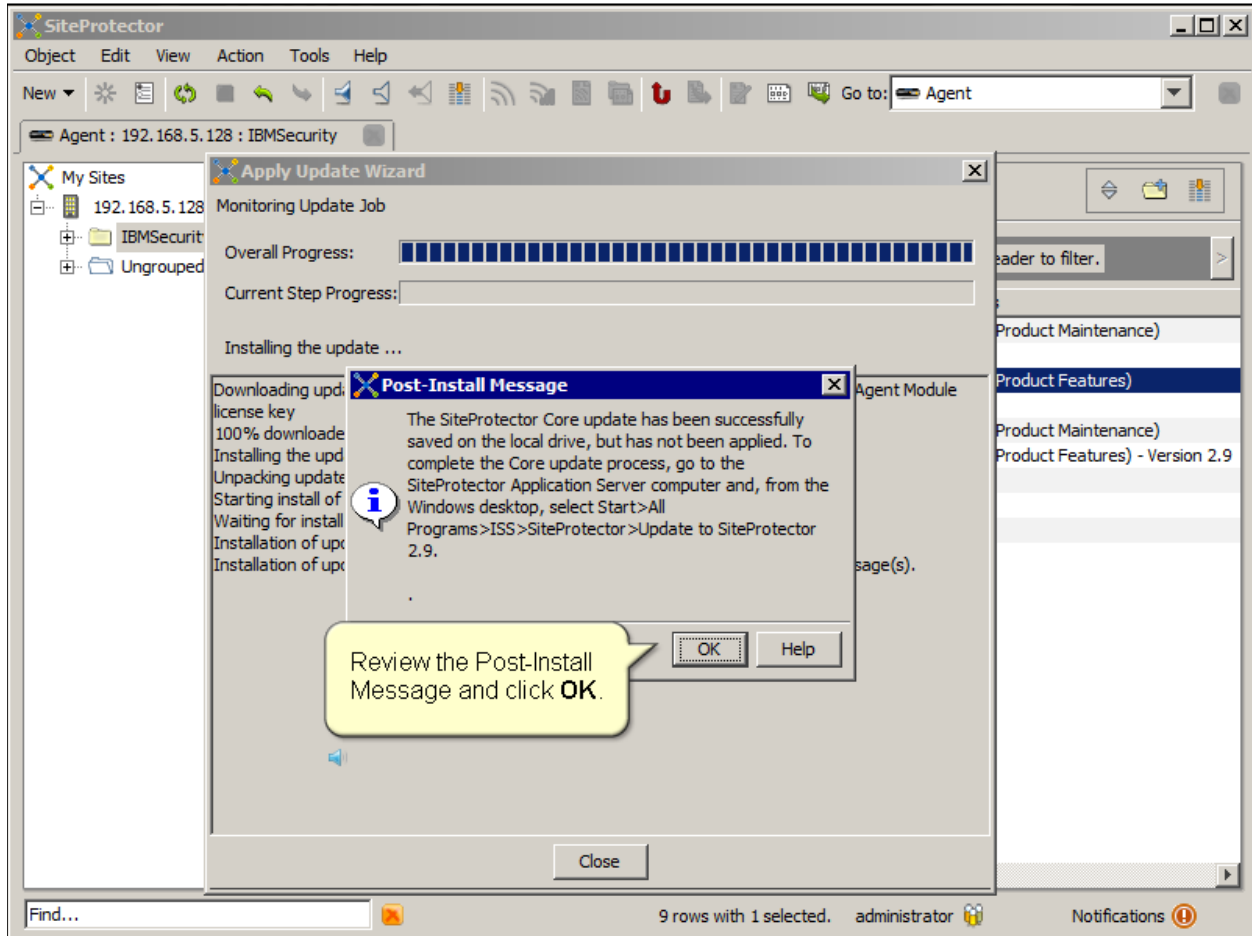
# IBM Security SiteProtector System V2.9, Manually upgrading to SiteProtector V2.9

Slide 33



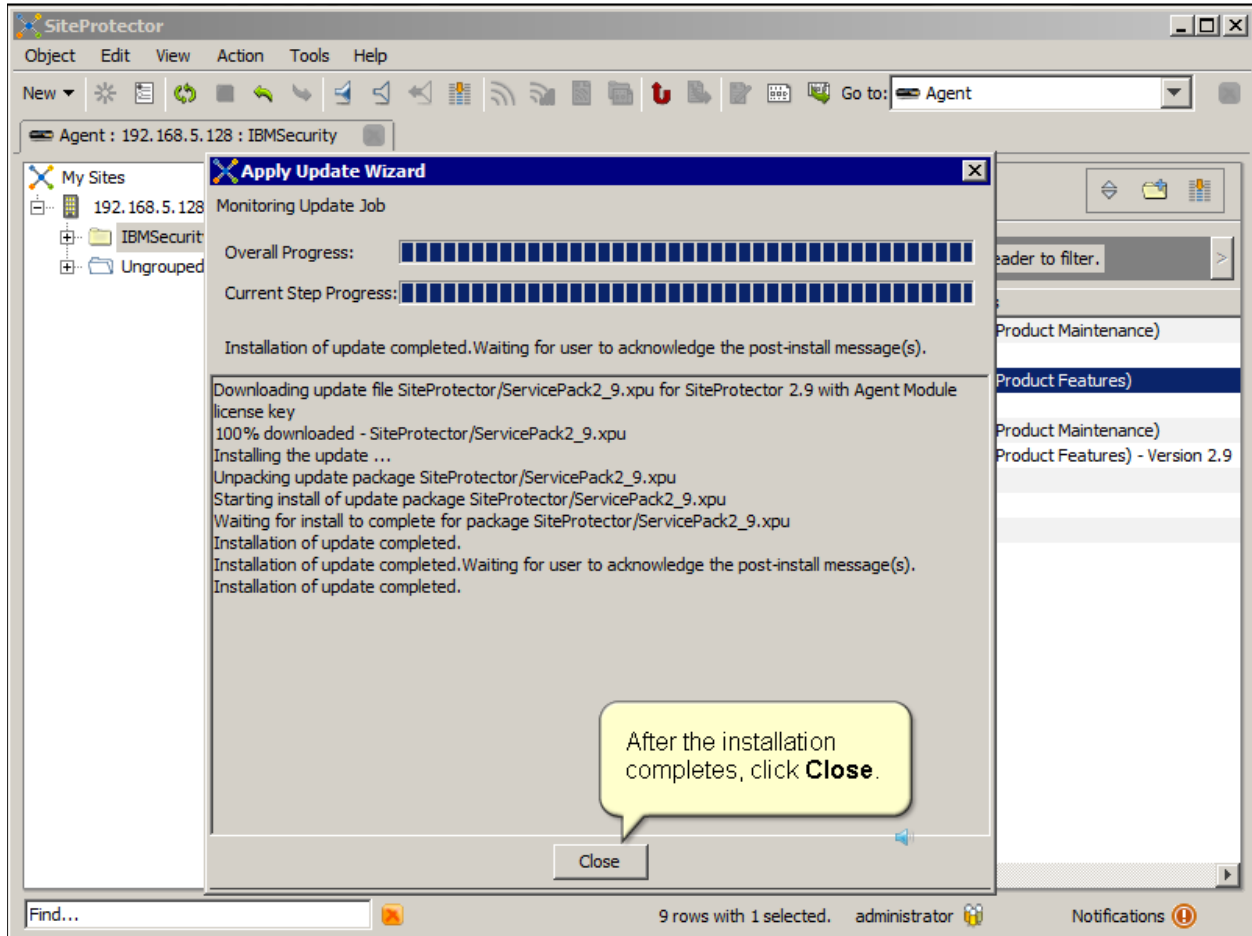
# IBM Security SiteProtector System V2.9, Manually upgrading to SiteProtector V2.9

Slide 34



# IBM Security SiteProtector System V2.9, Manually upgrading to SiteProtector V2.9

Slide 35



# IBM Security SiteProtector System V2.9, Manually upgrading to SiteProtector V2.9

Slide 36

Agent : 192.168.5.128 : IBMSecurity

Agent View - Default [Load View](#) [Save View](#)

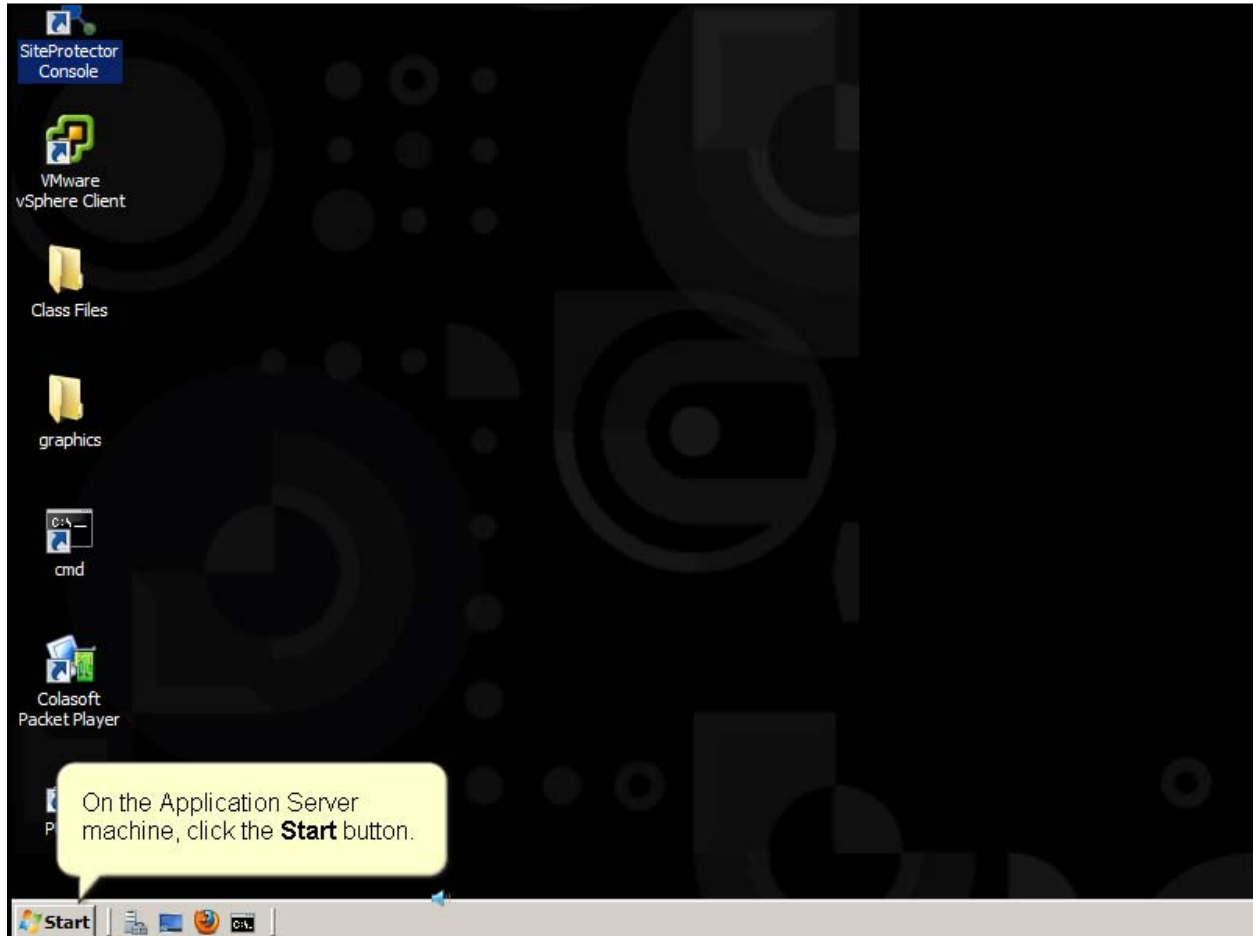
Right click on the column header to group by that colu > Right-click on a column header to filter.

Model	Agent Name	Version	Update Status
SiteProtector Database	SP Database	2.0 (SP 9.12:XPU 1.345)	Out of Date (Product Maintenance)
Event Collector	EventCollector_IBM...	6.9 (SP 1.20)	Current
<b>SiteProtector Core</b>	<b>SP Core</b>	<b>2.0 (SP 8.1:XPU 1.0)</b>	<b>Out of Date (Product Features)</b>
Deployment Manager	DeploymentManager	2.0 (SP 8.8)	Current
Agent Manager	AgentManager_IBM...	6.9 (SP 10.200)	Out of Date (Product Maintenance)
X-Press Update Server	UpdateServer	1.0 (XPU 1.10)	Out of Date (Product Features) - Version 2.9
SecurityFusion Module	SecurityFusionModule	2.1 (SP 1.7)	Current
GX6116	ghost1	4.1	
GX6116	ghost2	4.1	

Find... 9 rows with 1 selected. administrator Notifications

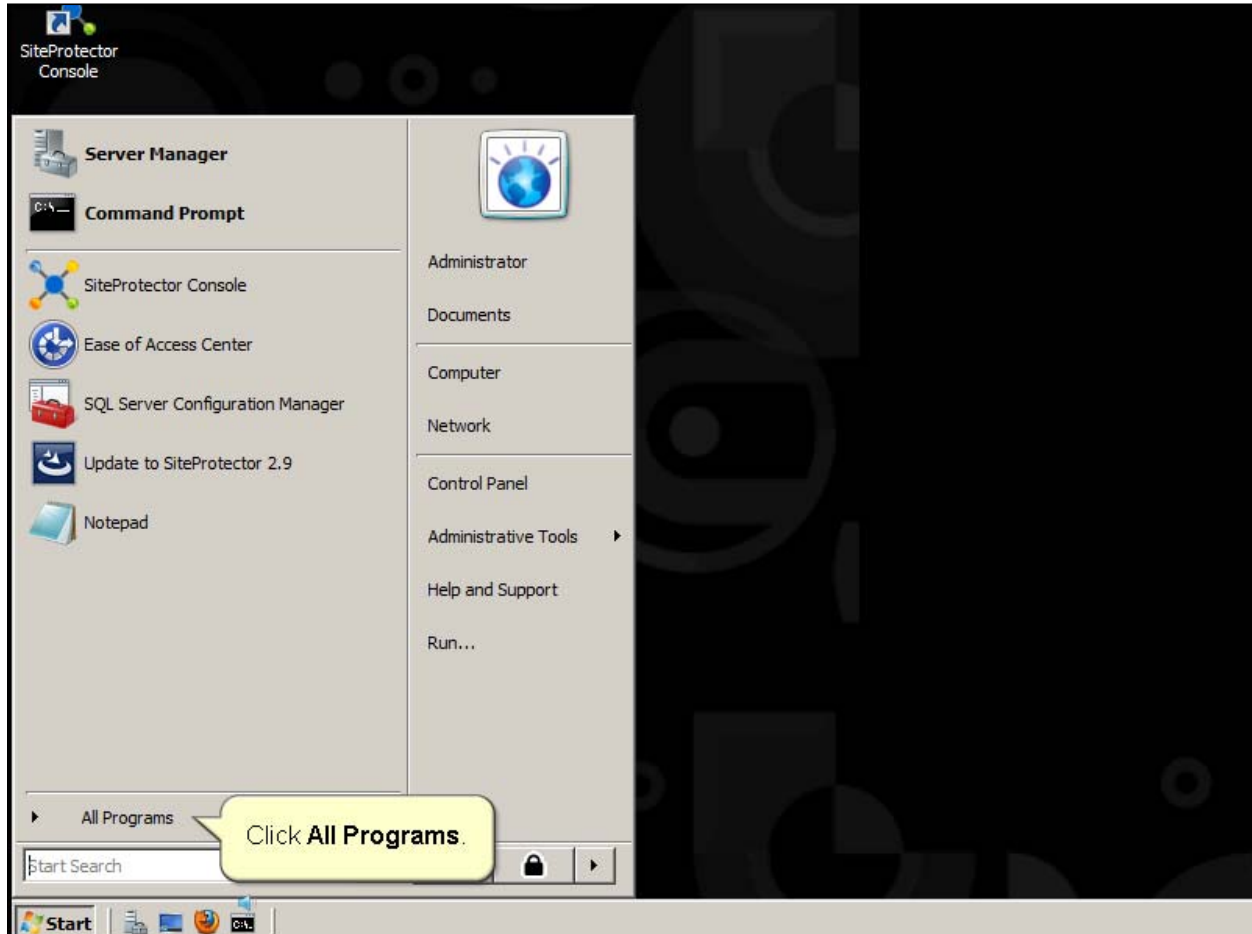
## IBM Security SiteProtector System V2.9, Manually upgrading to SiteProtector V2.9

Slide 37



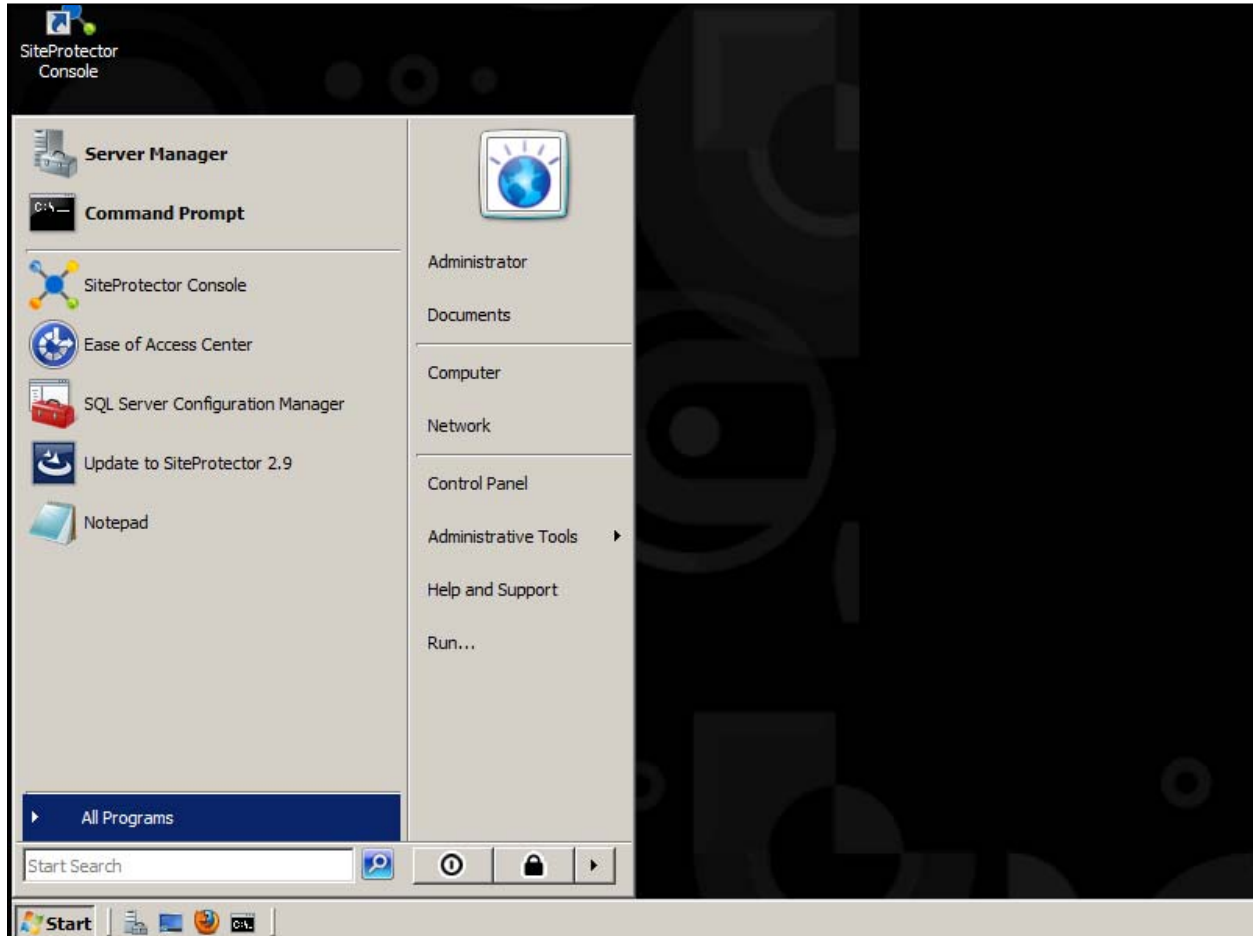
## IBM Security SiteProtector System V2.9, Manually upgrading to SiteProtector V2.9

Slide 38



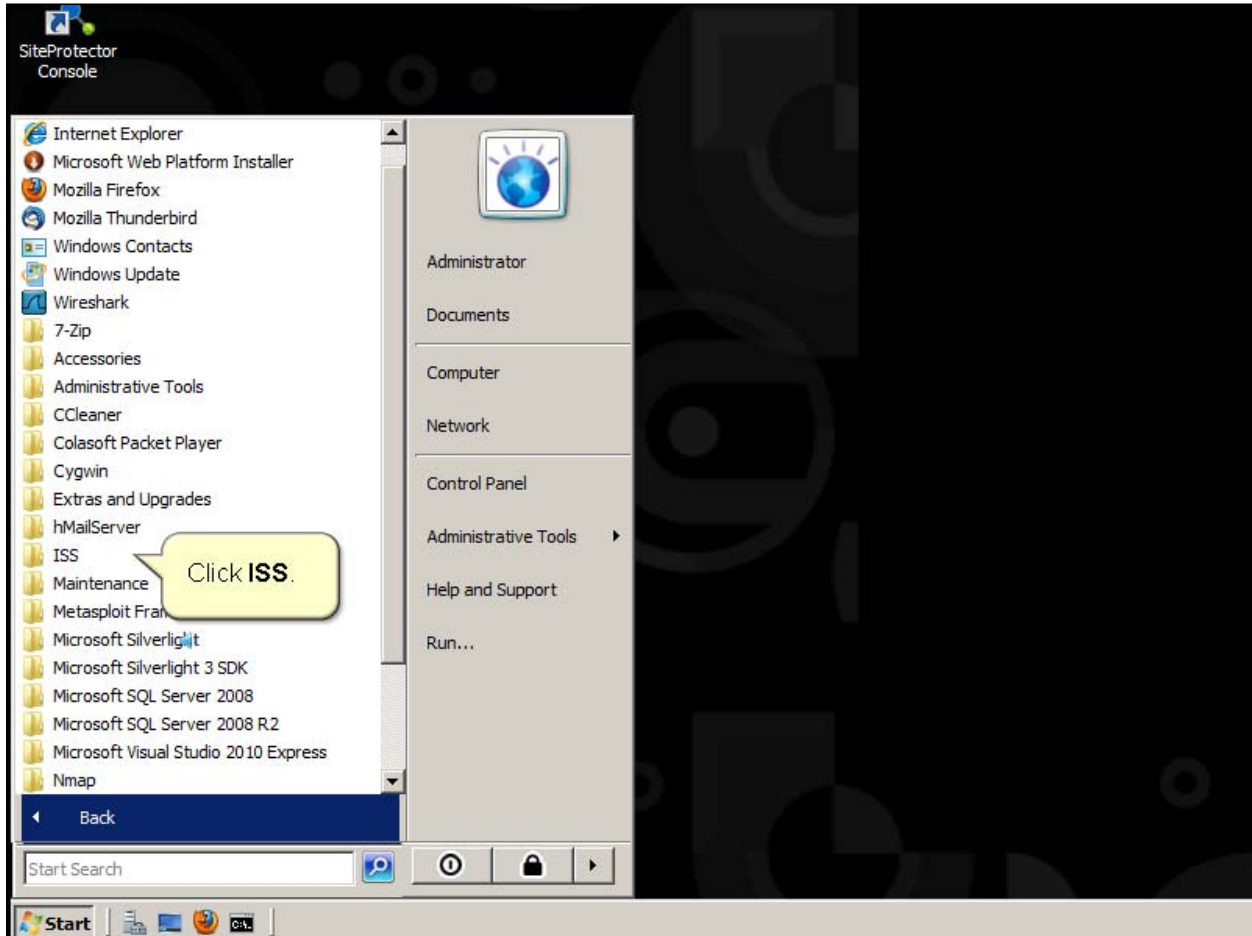
# IBM Security SiteProtector System V2.9, Manually upgrading to SiteProtector V2.9

Slide 39



# IBM Security SiteProtector System V2.9, Manually upgrading to SiteProtector V2.9

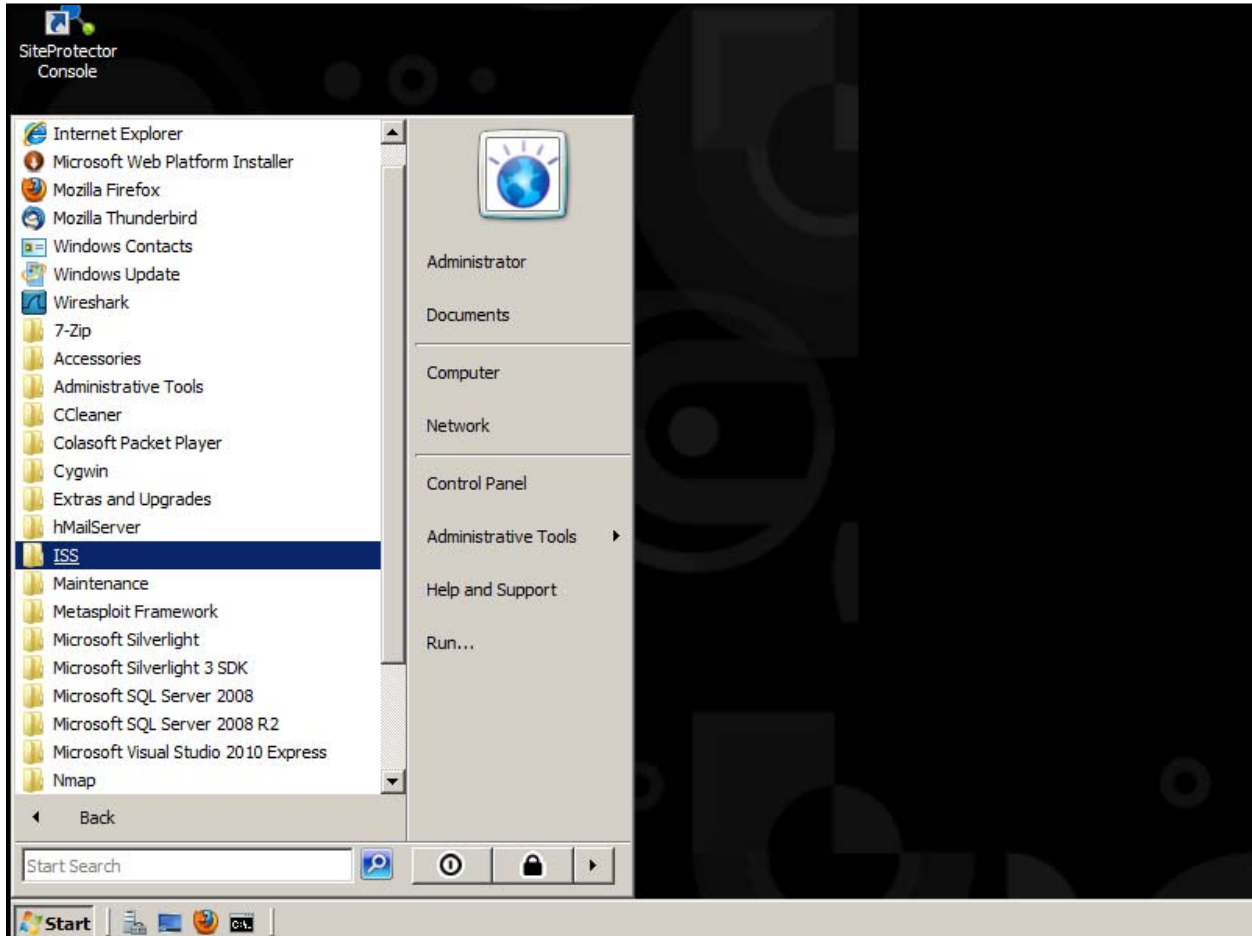
Slide 40





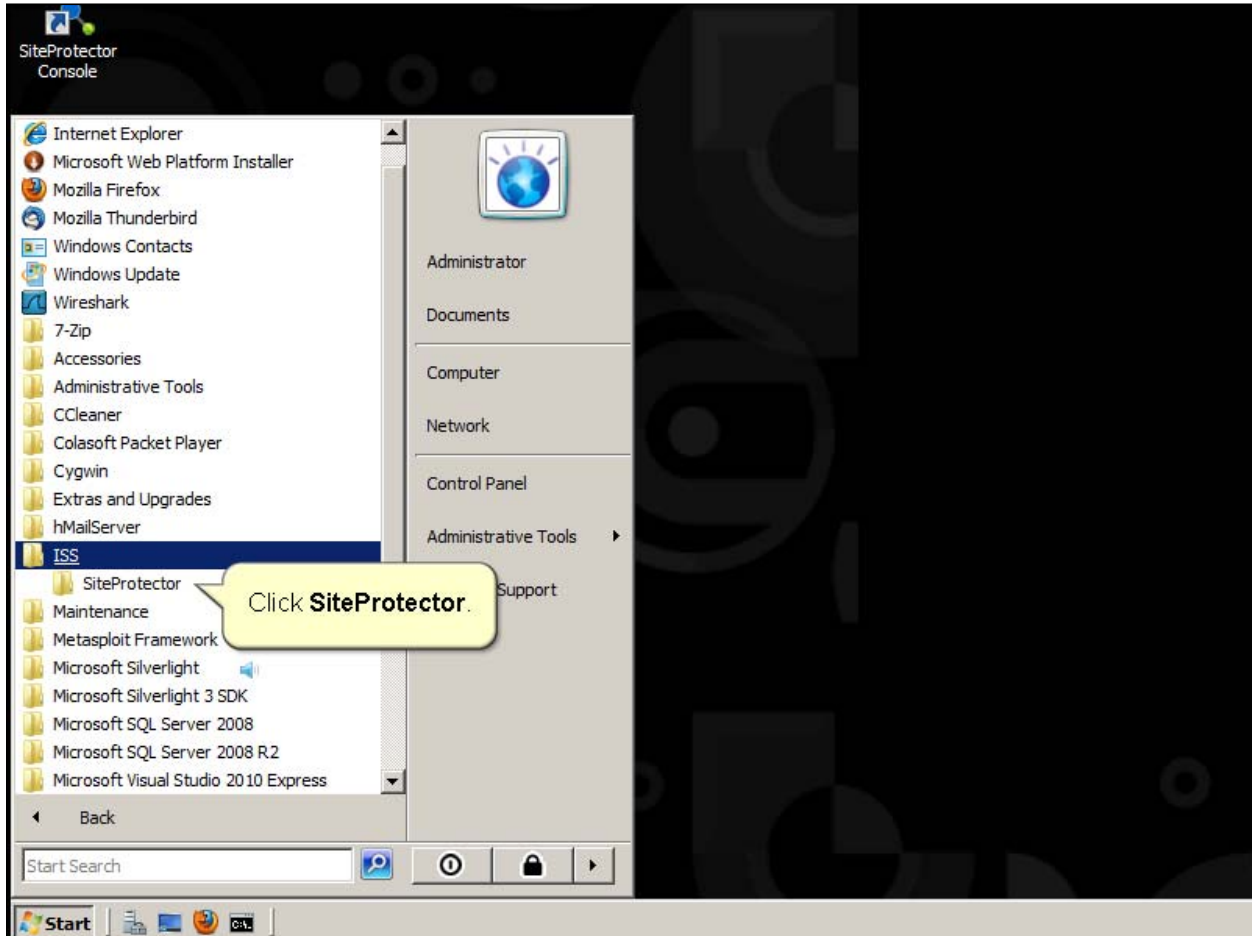
# IBM Security SiteProtector System V2.9, Manually upgrading to SiteProtector V2.9

Slide 41



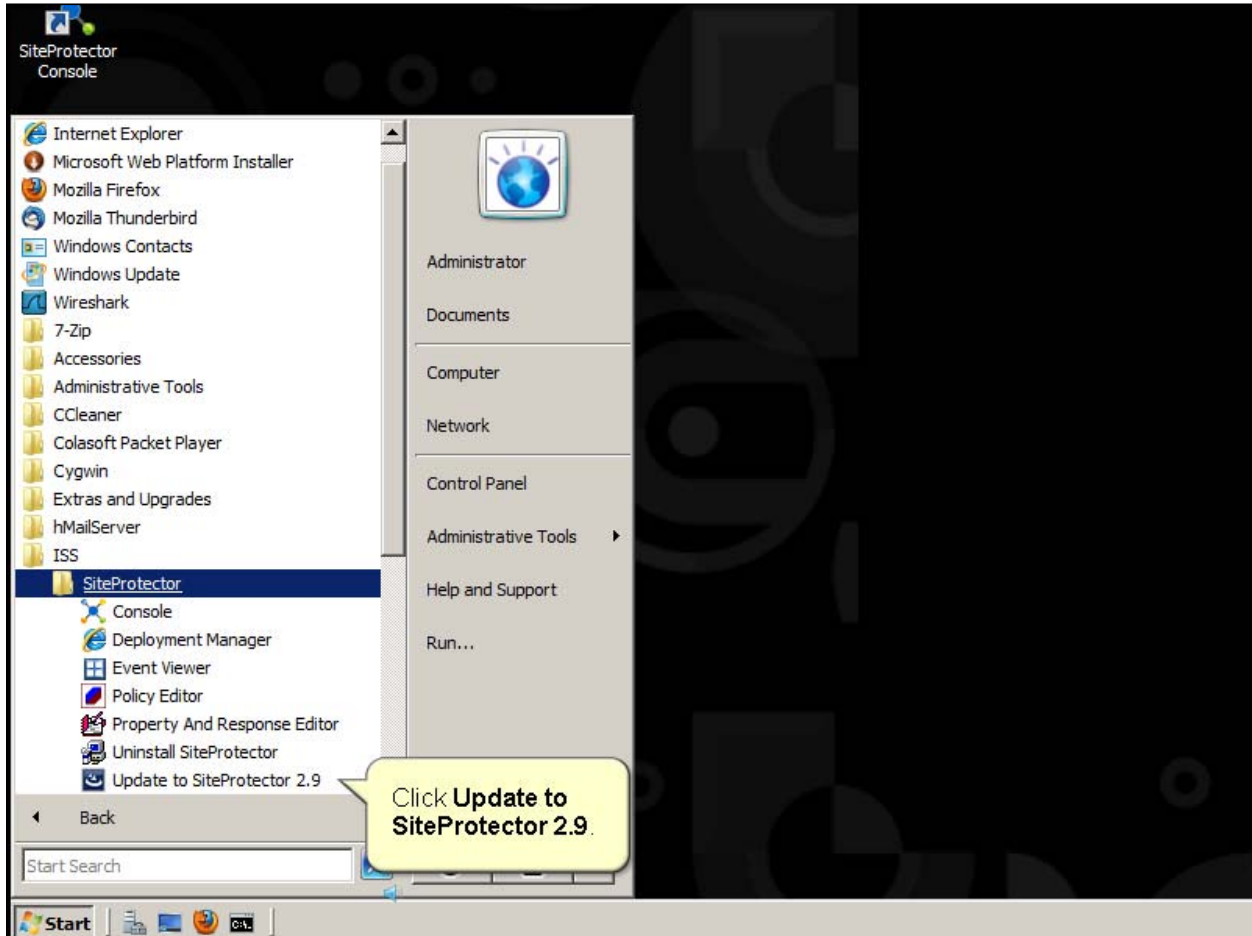
# IBM Security SiteProtector System V2.9, Manually upgrading to SiteProtector V2.9

Slide 42



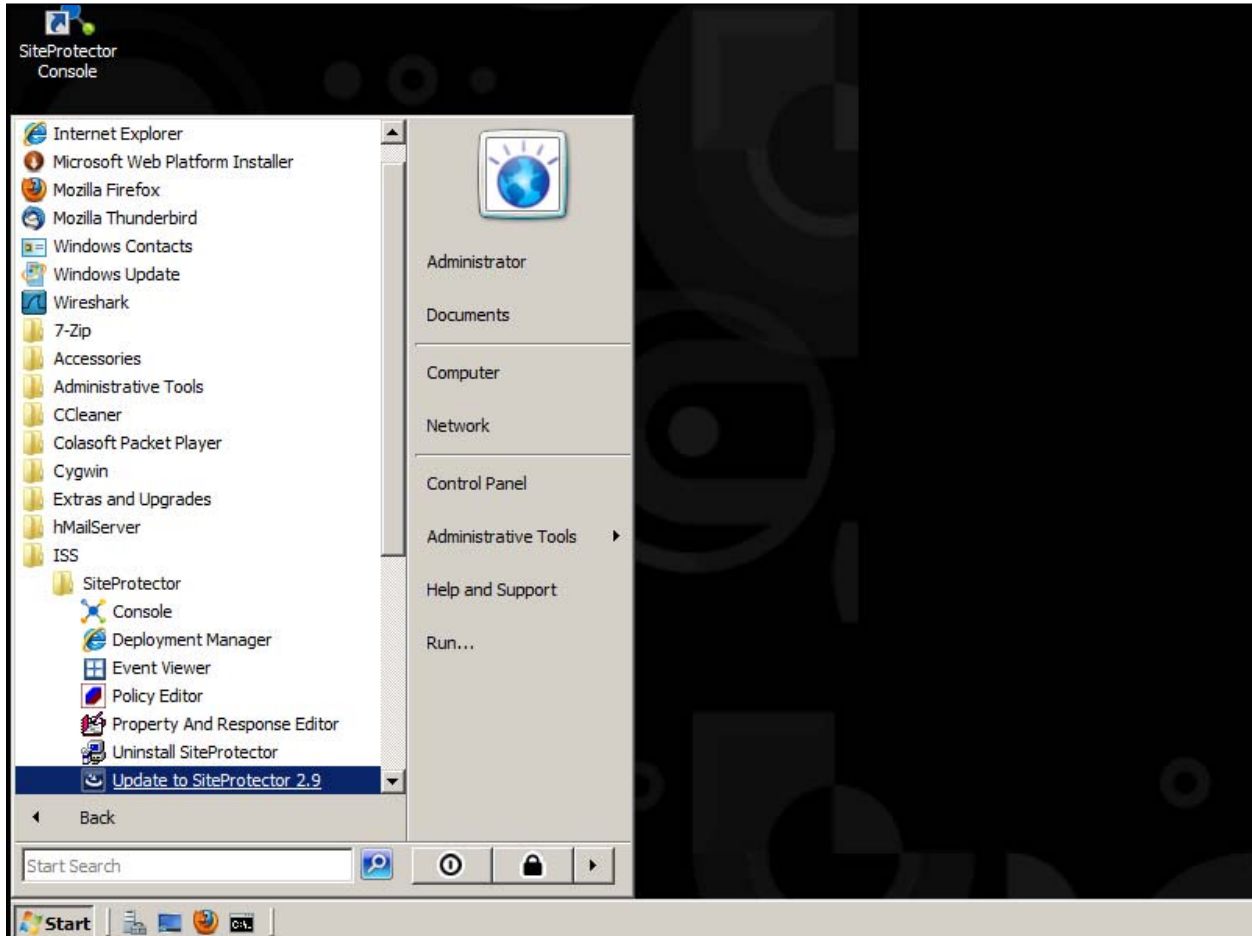
# IBM Security SiteProtector System V2.9, Manually upgrading to SiteProtector V2.9

Slide 43



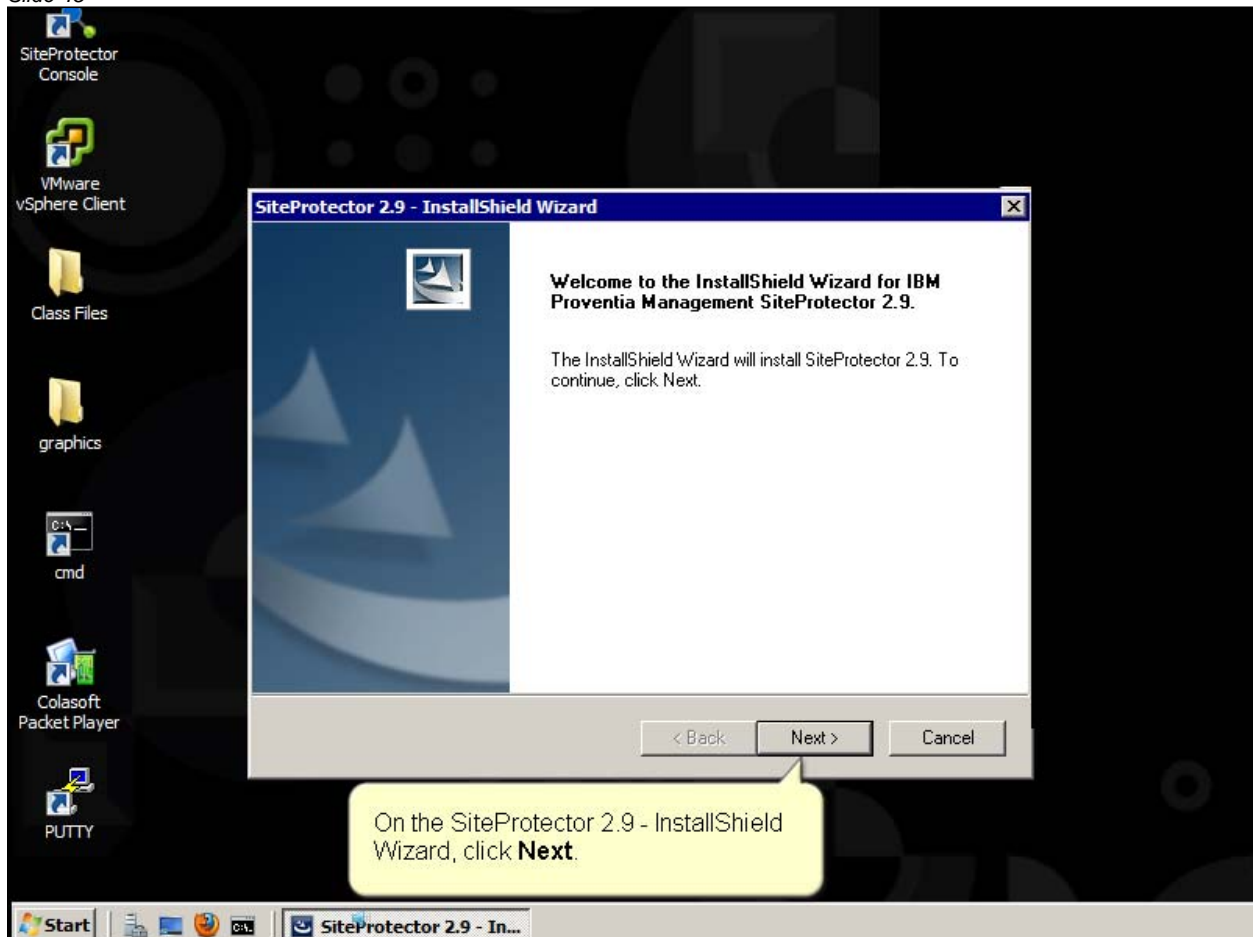
# IBM Security SiteProtector System V2.9, Manually upgrading to SiteProtector V2.9

Slide 44



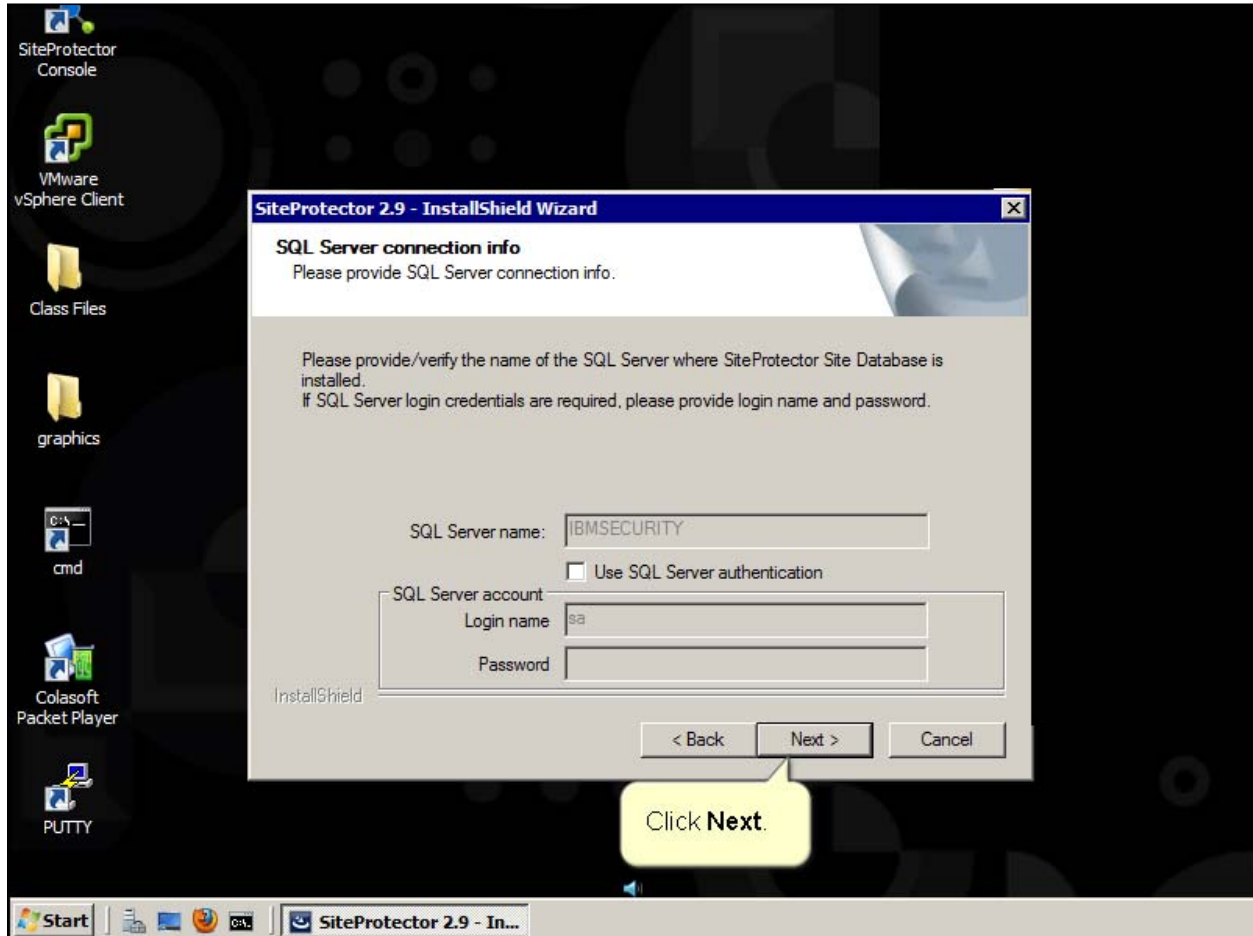
## IBM Security SiteProtector System V2.9, Manually upgrading to SiteProtector V2.9

Slide 45



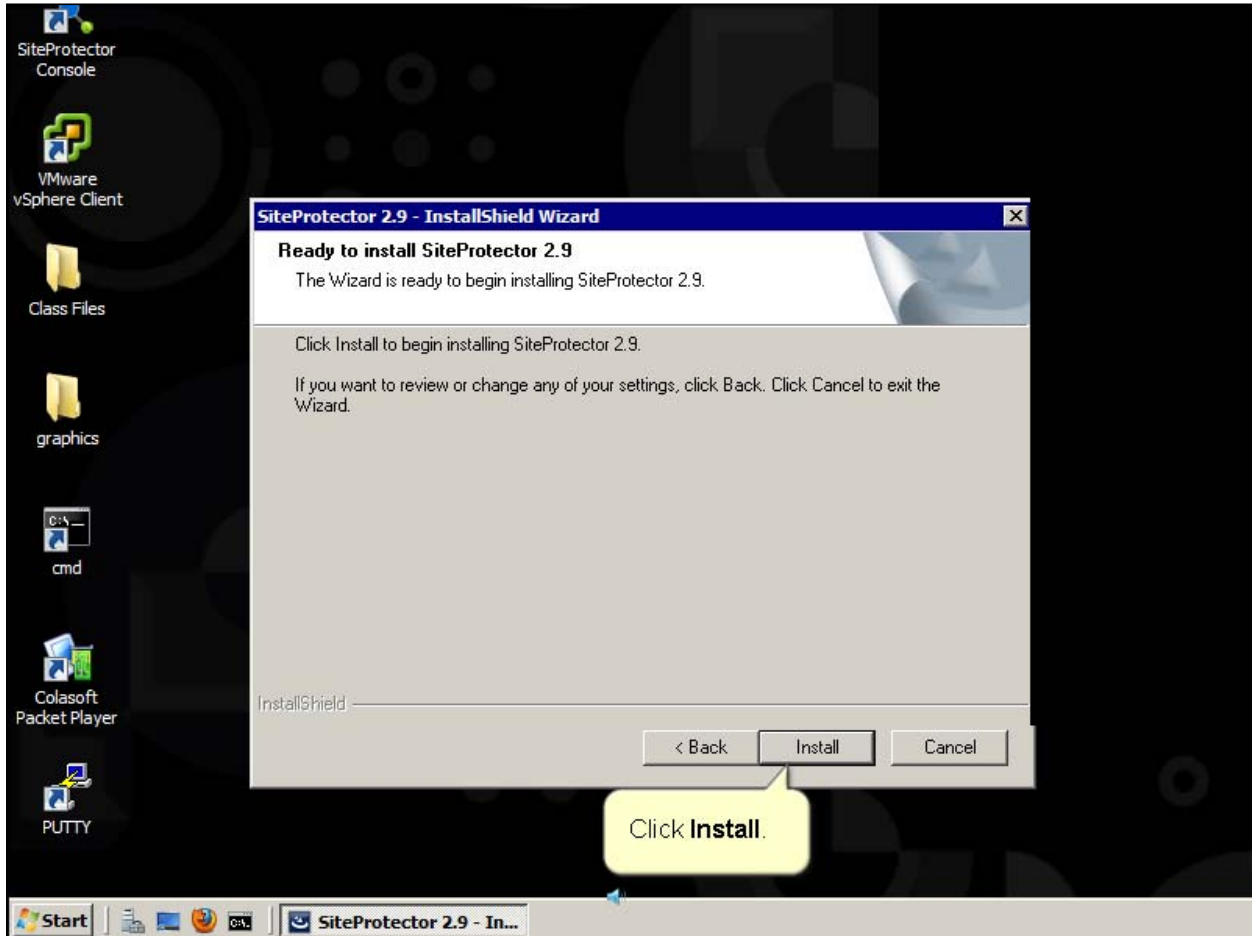
# IBM Security SiteProtector System V2.9, Manually upgrading to SiteProtector V2.9

Slide 46



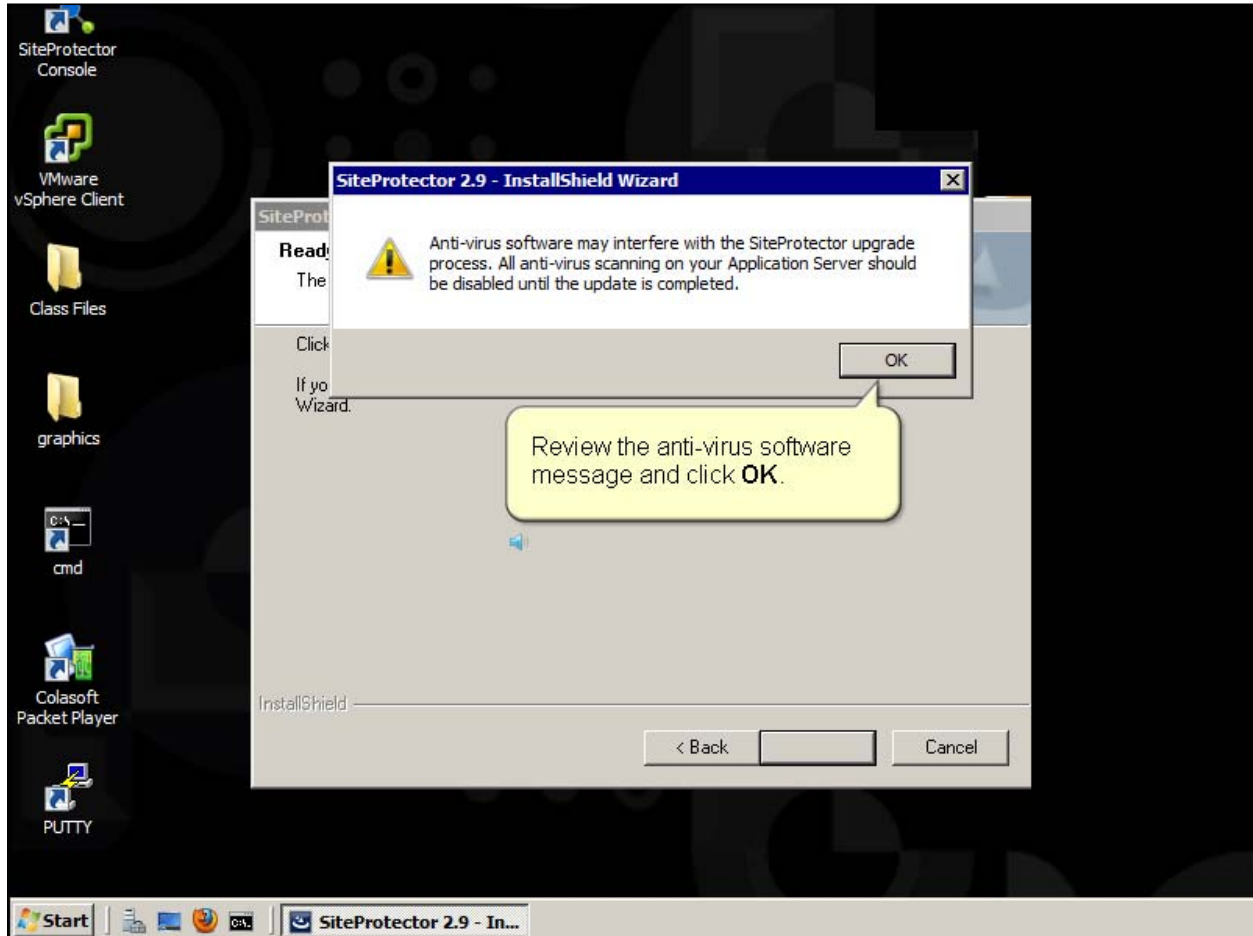
# IBM Security SiteProtector System V2.9, Manually upgrading to SiteProtector V2.9

Slide 47



# IBM Security SiteProtector System V2.9, Manually upgrading to SiteProtector V2.9

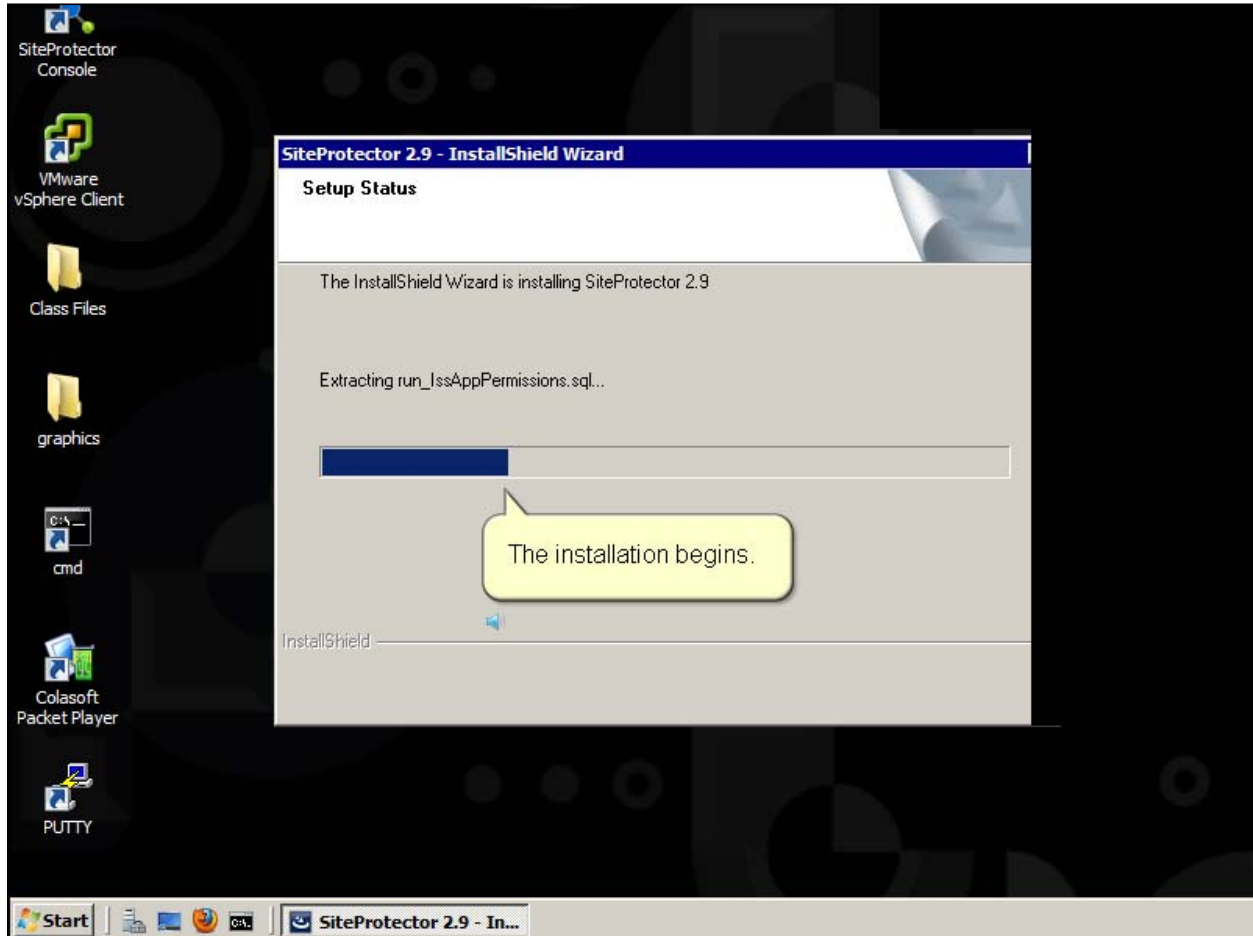
Slide 48





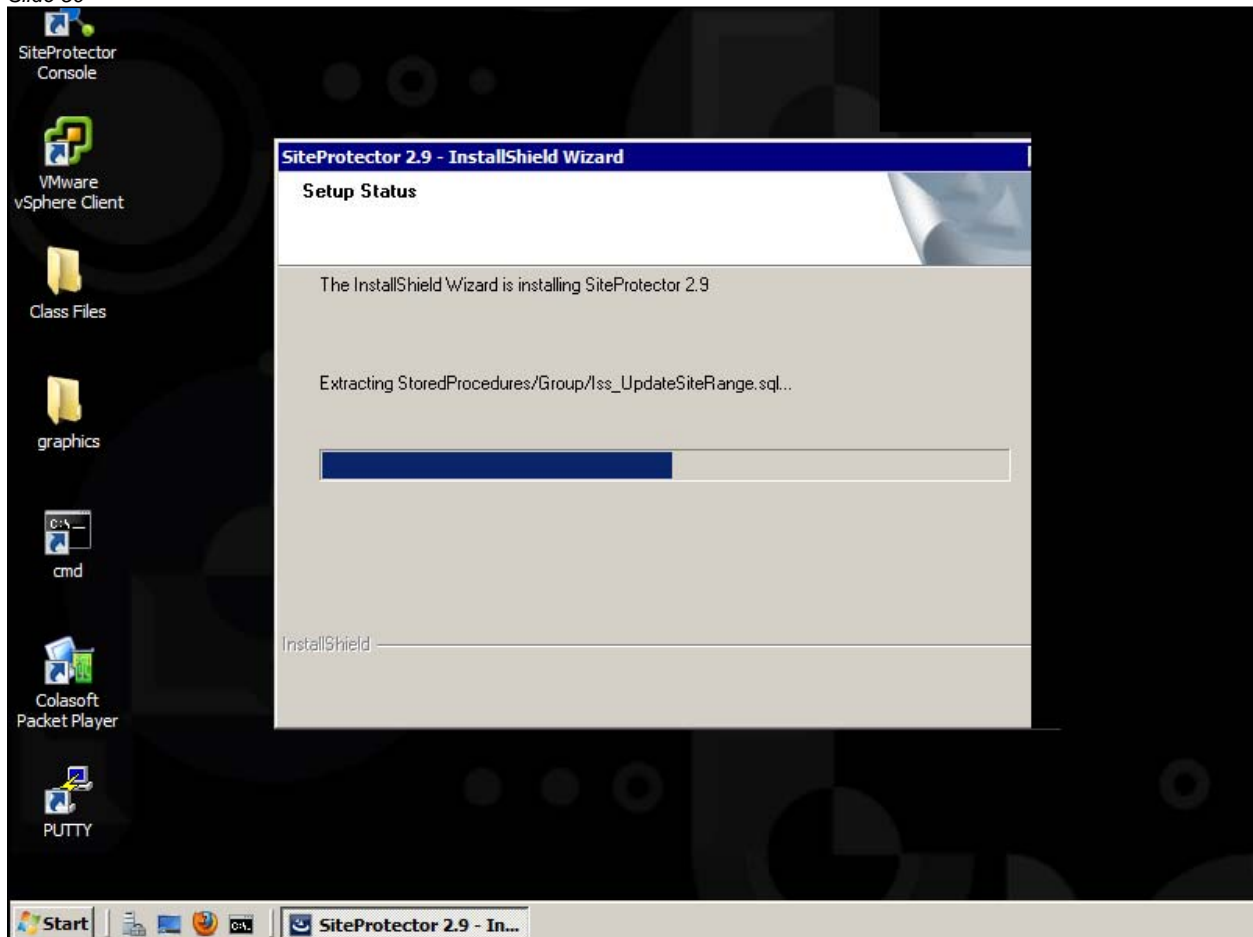
# IBM Security SiteProtector System V2.9, Manually upgrading to SiteProtector V2.9

Slide 49



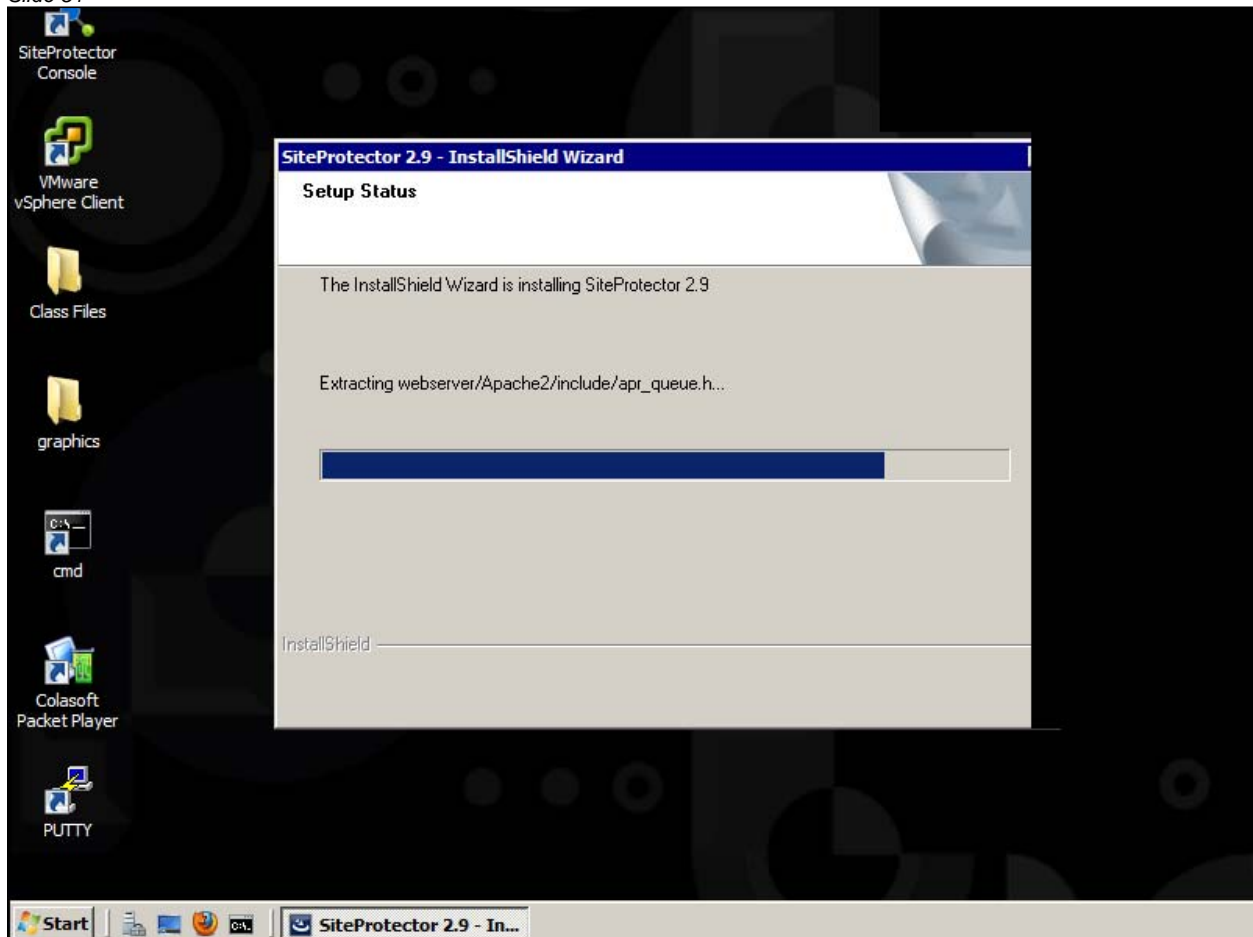
# IBM Security SiteProtector System V2.9, Manually upgrading to SiteProtector V2.9

Slide 50



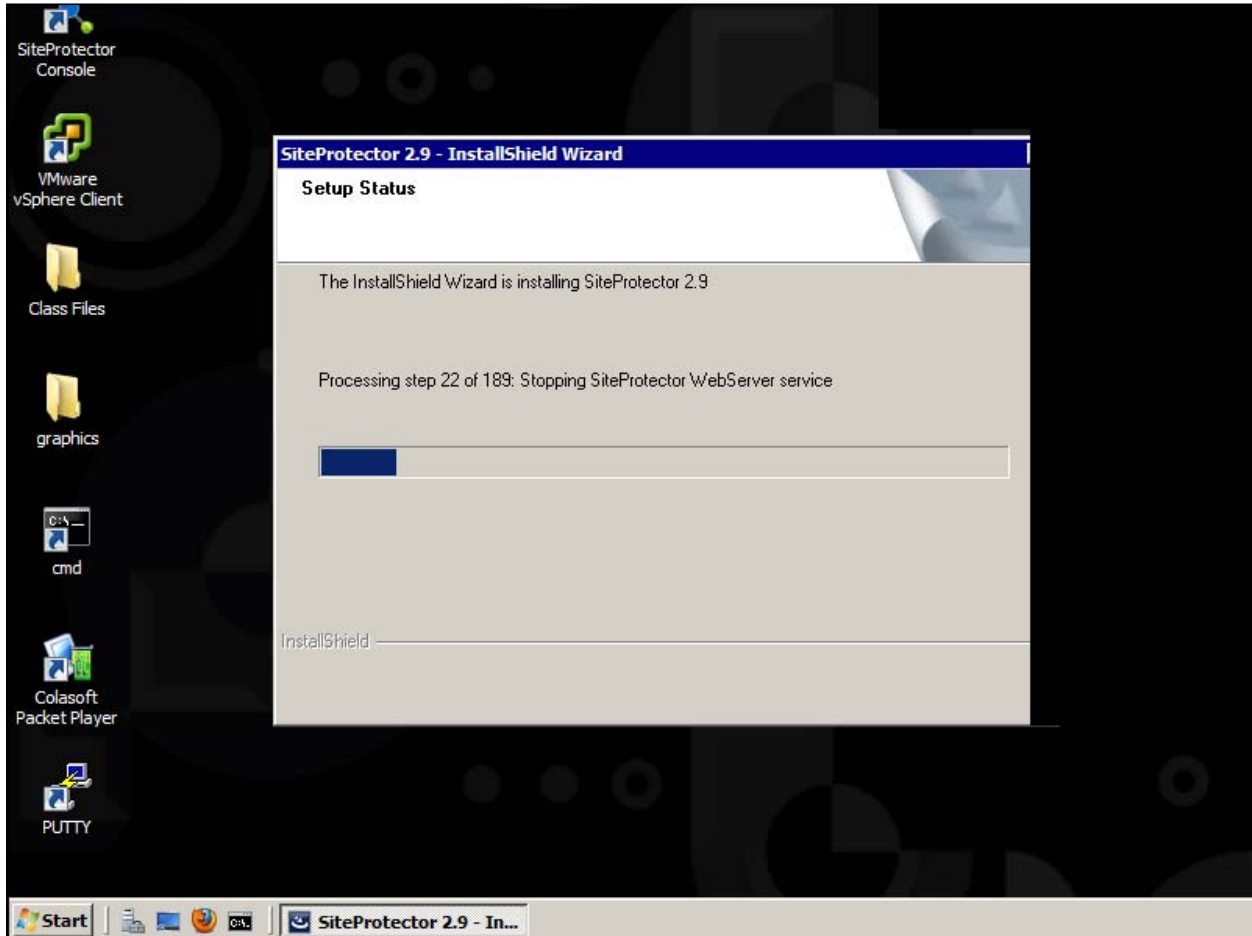
# IBM Security SiteProtector System V2.9, Manually upgrading to SiteProtector V2.9

Slide 51



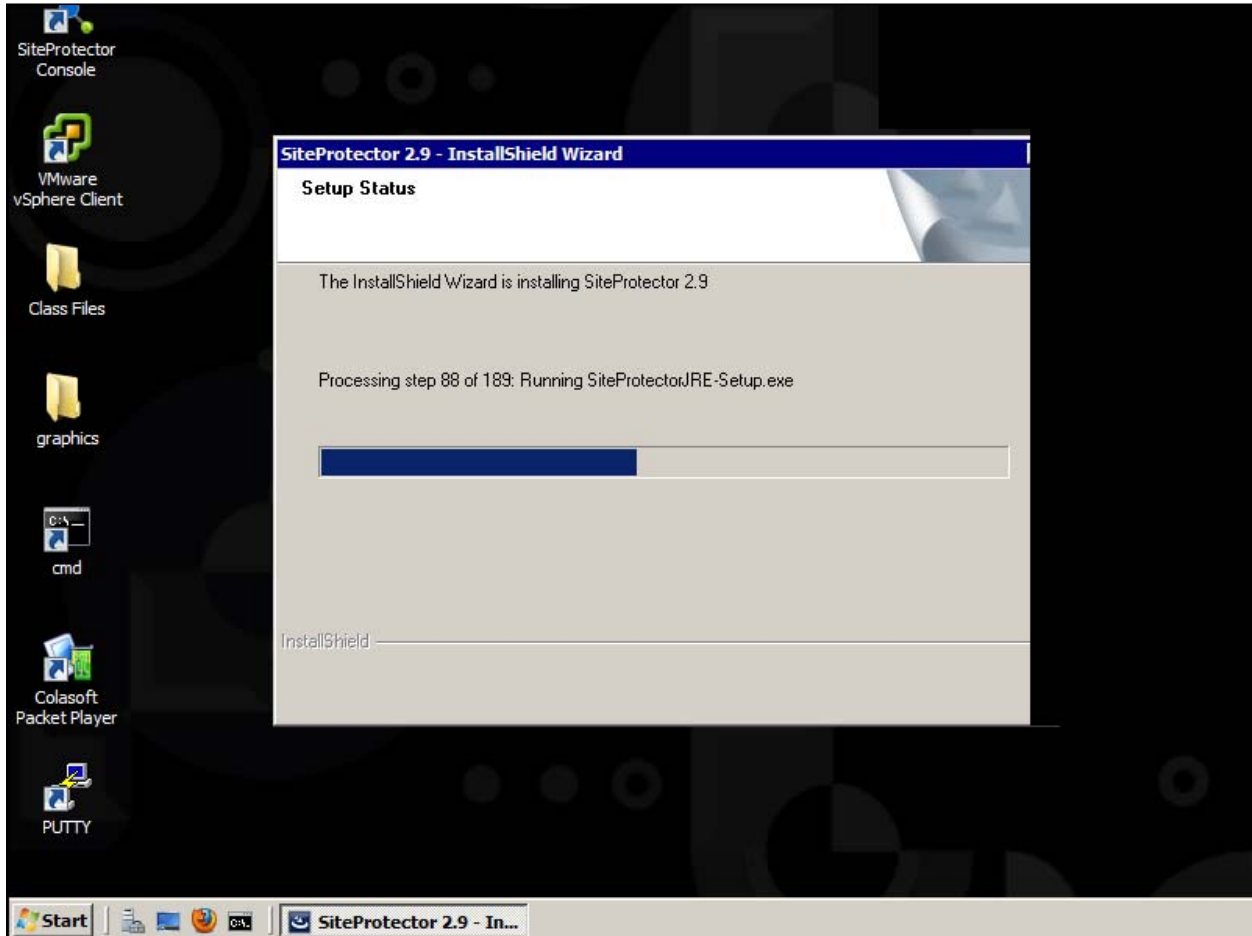
# IBM Security SiteProtector System V2.9, Manually upgrading to SiteProtector V2.9

Slide 52



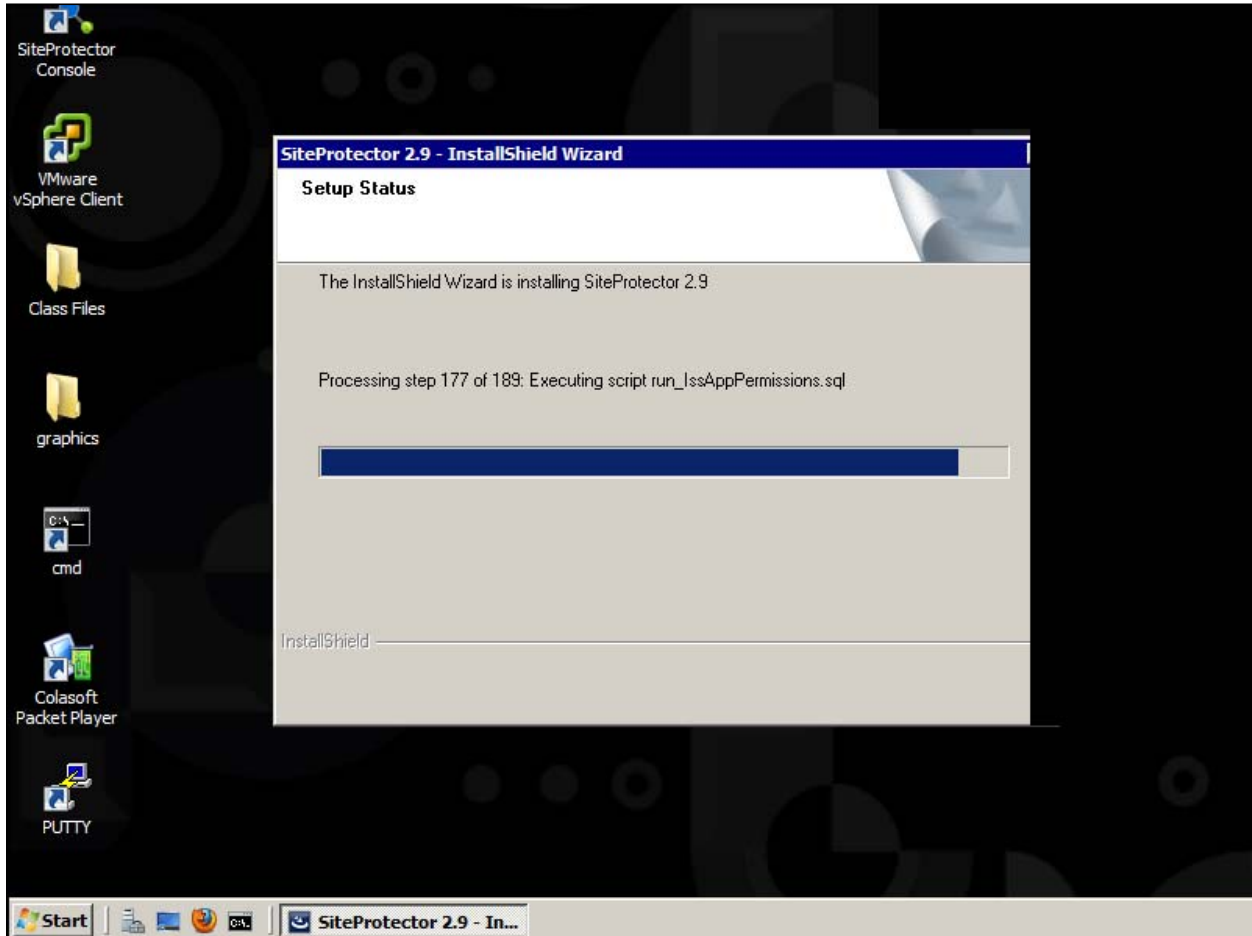
# IBM Security SiteProtector System V2.9, Manually upgrading to SiteProtector V2.9

Slide 53



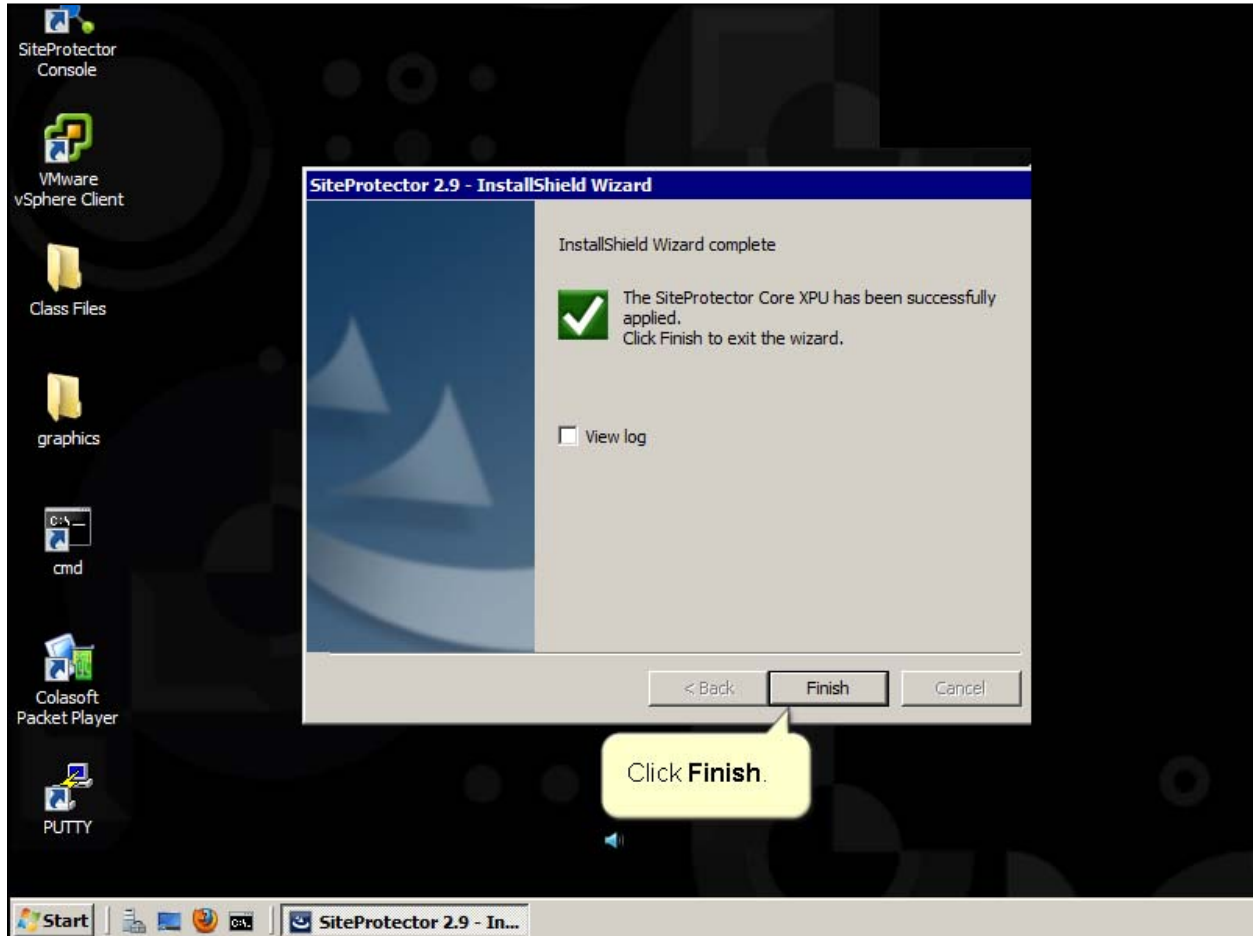
# IBM Security SiteProtector System V2.9, Manually upgrading to SiteProtector V2.9

Slide 54



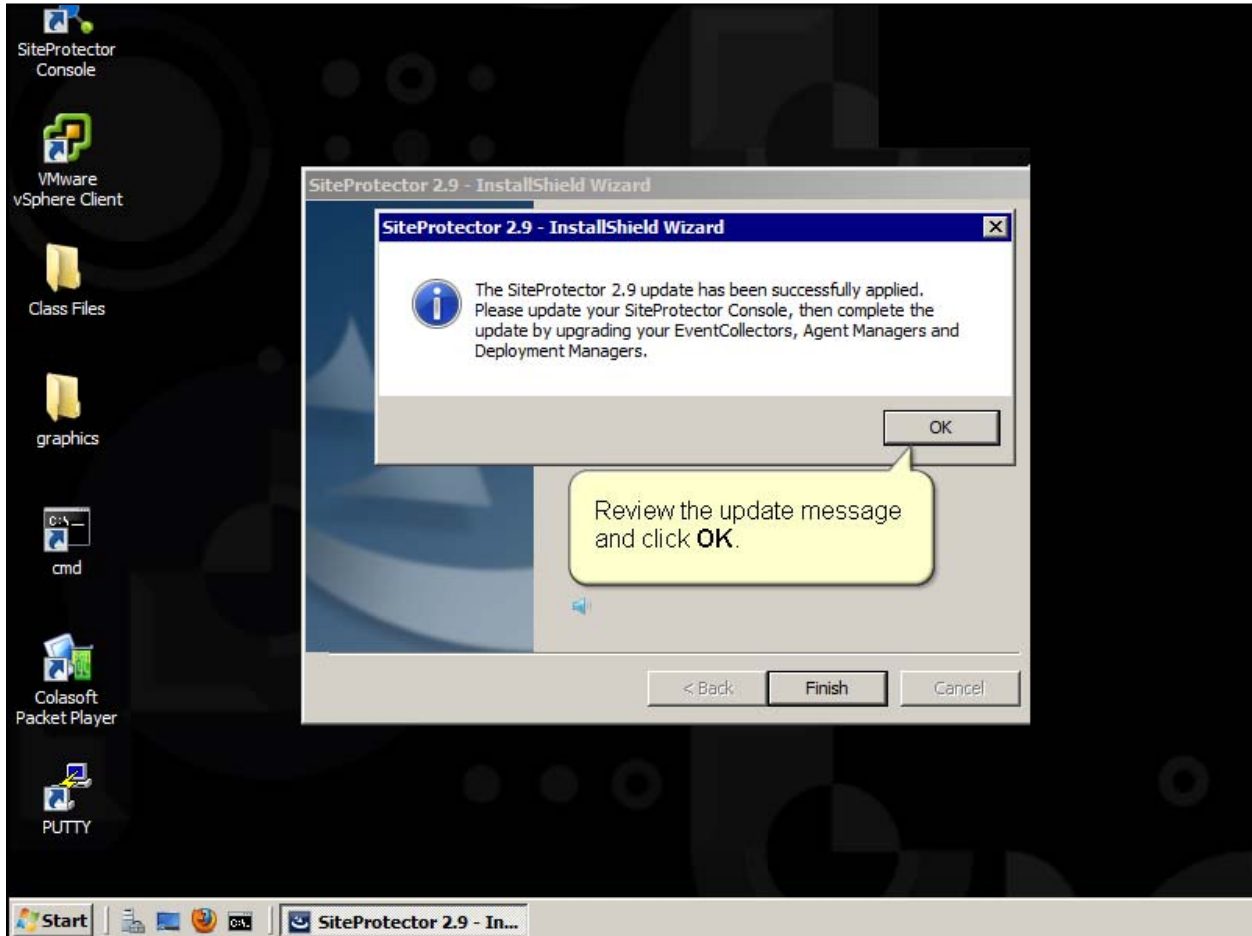
# IBM Security SiteProtector System V2.9, Manually upgrading to SiteProtector V2.9

Slide 55



# IBM Security SiteProtector System V2.9, Manually upgrading to SiteProtector V2.9

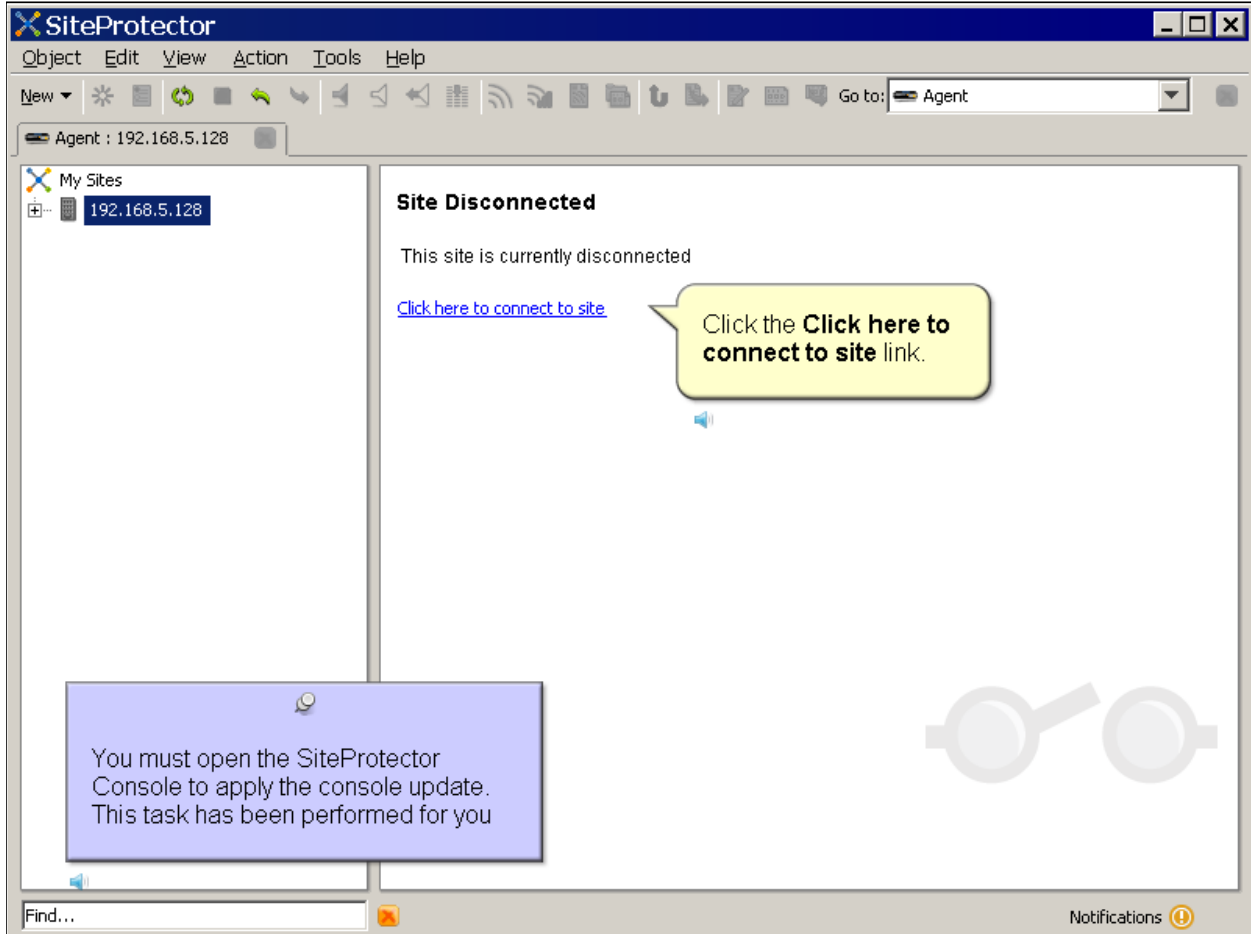
Slide 56





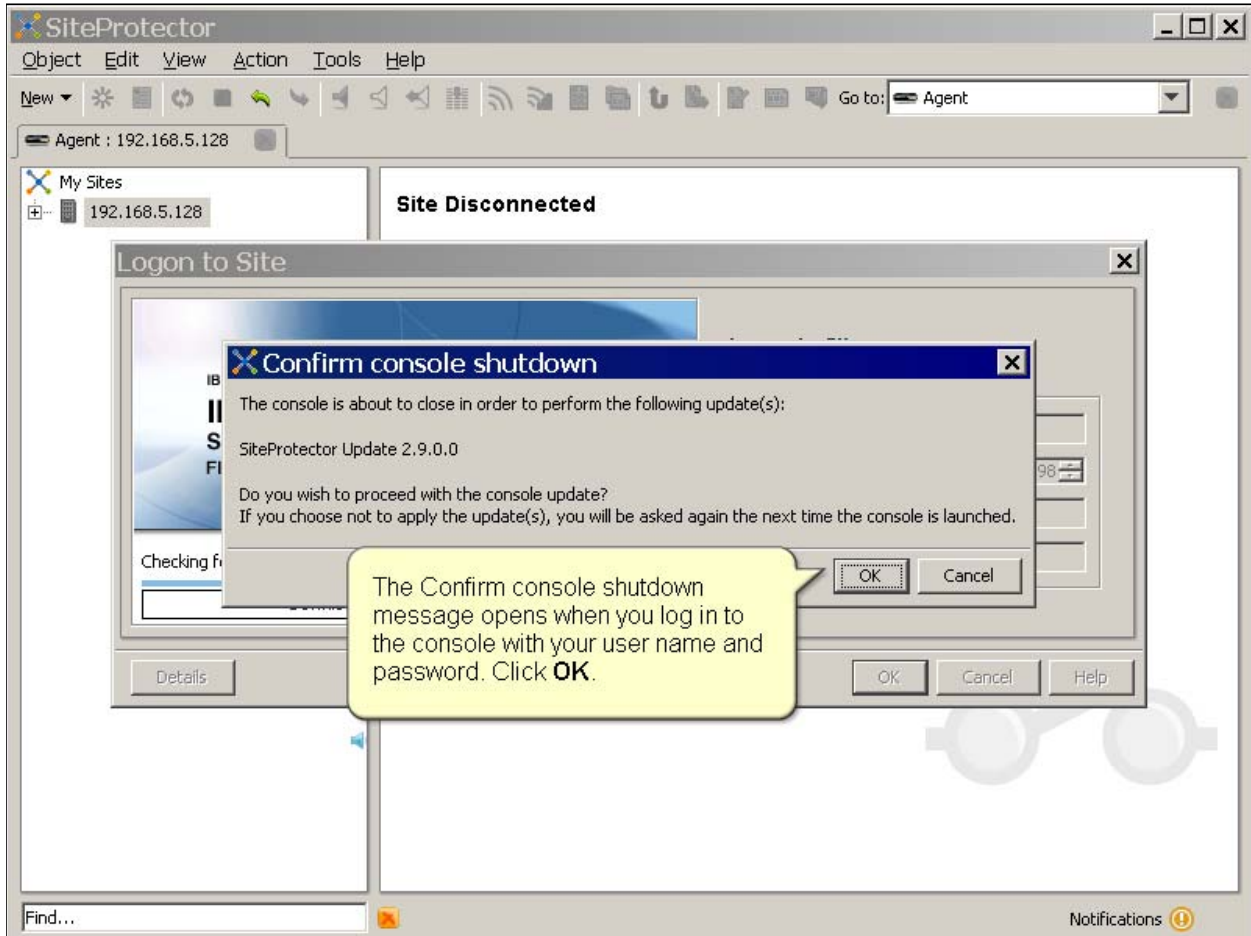
# IBM Security SiteProtector System V2.9, Manually upgrading to SiteProtector V2.9

Slide 57



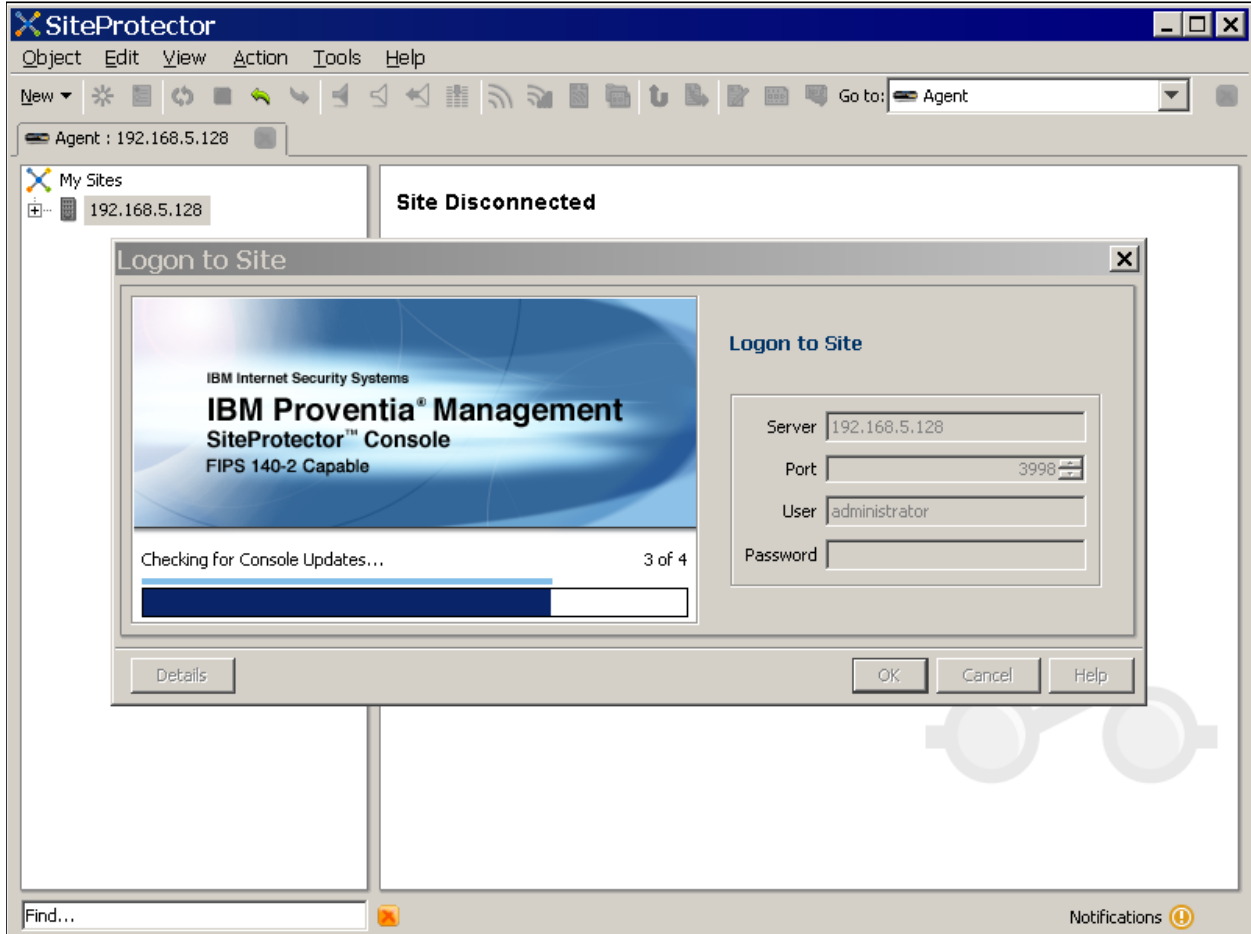
# IBM Security SiteProtector System V2.9, Manually upgrading to SiteProtector V2.9

Slide 58



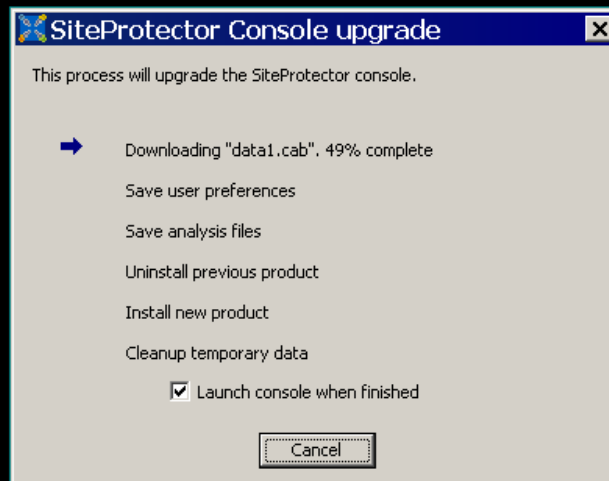
# IBM Security SiteProtector System V2.9, Manually upgrading to SiteProtector V2.9

Slide 59



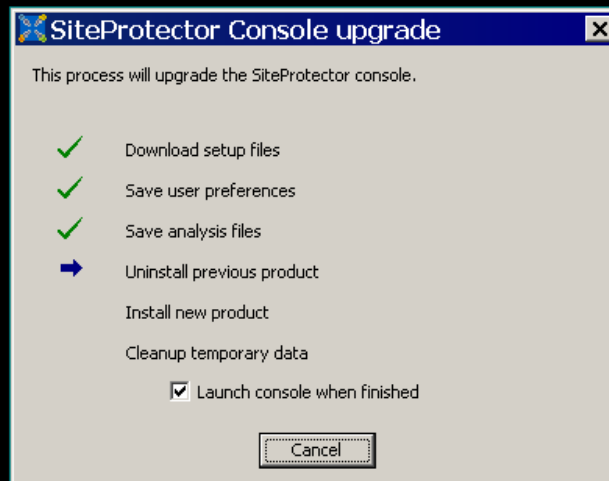
## IBM Security SiteProtector System V2.9, Manually upgrading to SiteProtector V2.9

Slide 60



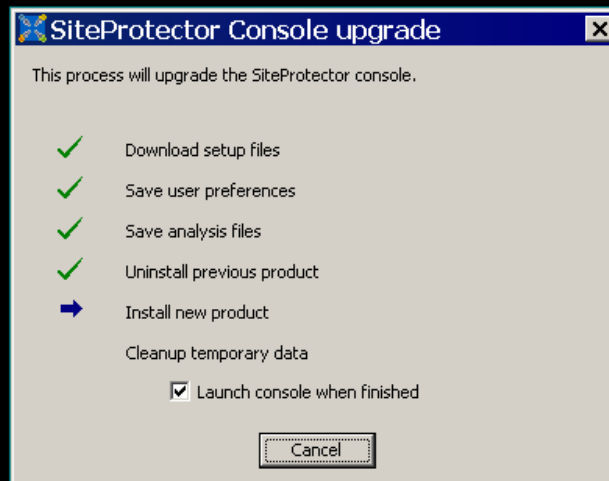
## IBM Security SiteProtector System V2.9, Manually upgrading to SiteProtector V2.9

Slide 61



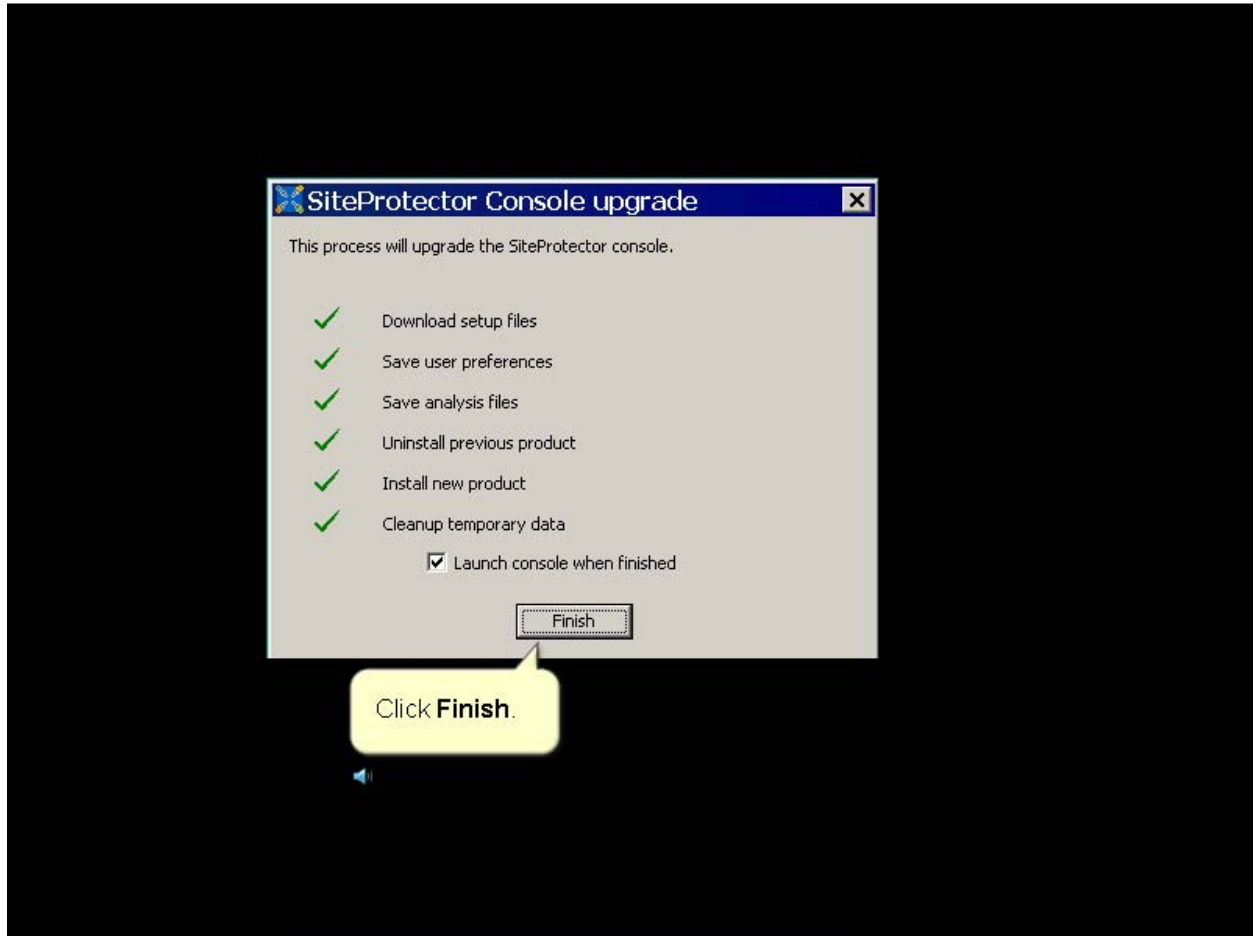
## IBM Security SiteProtector System V2.9, Manually upgrading to SiteProtector V2.9

Slide 62



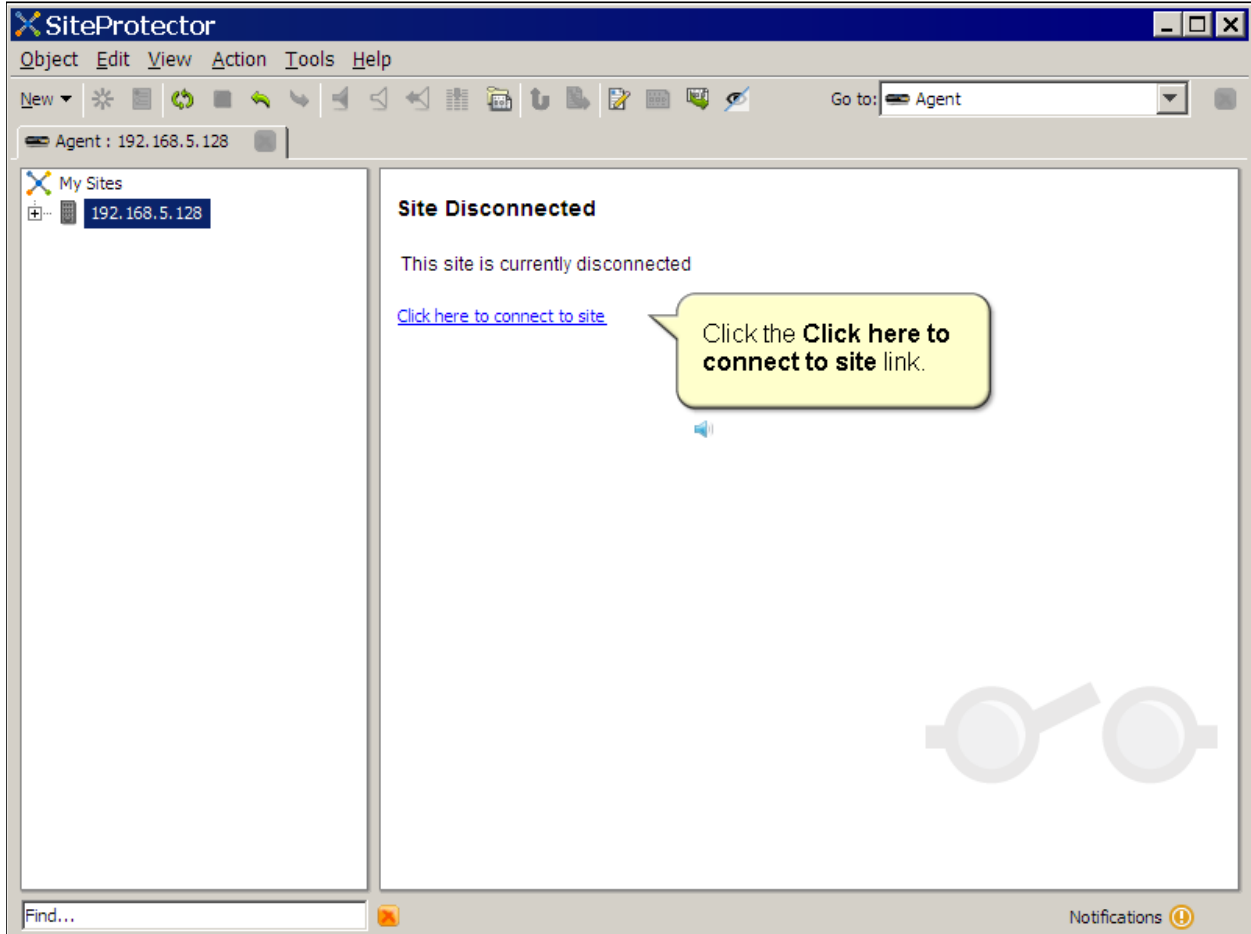
## IBM Security SiteProtector System V2.9, Manually upgrading to SiteProtector V2.9

Slide 63



# IBM Security SiteProtector System V2.9, Manually upgrading to SiteProtector V2.9

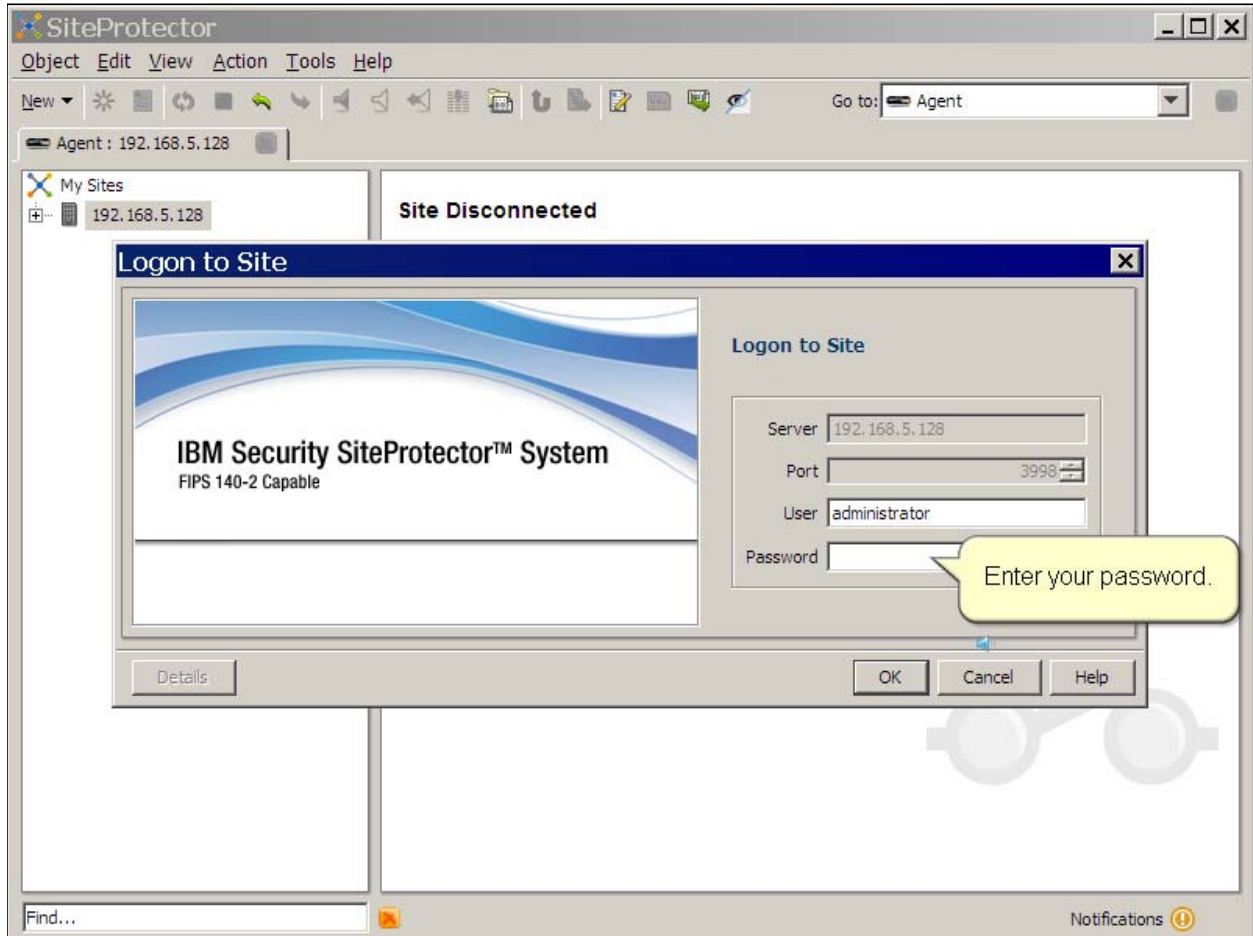
Slide 64





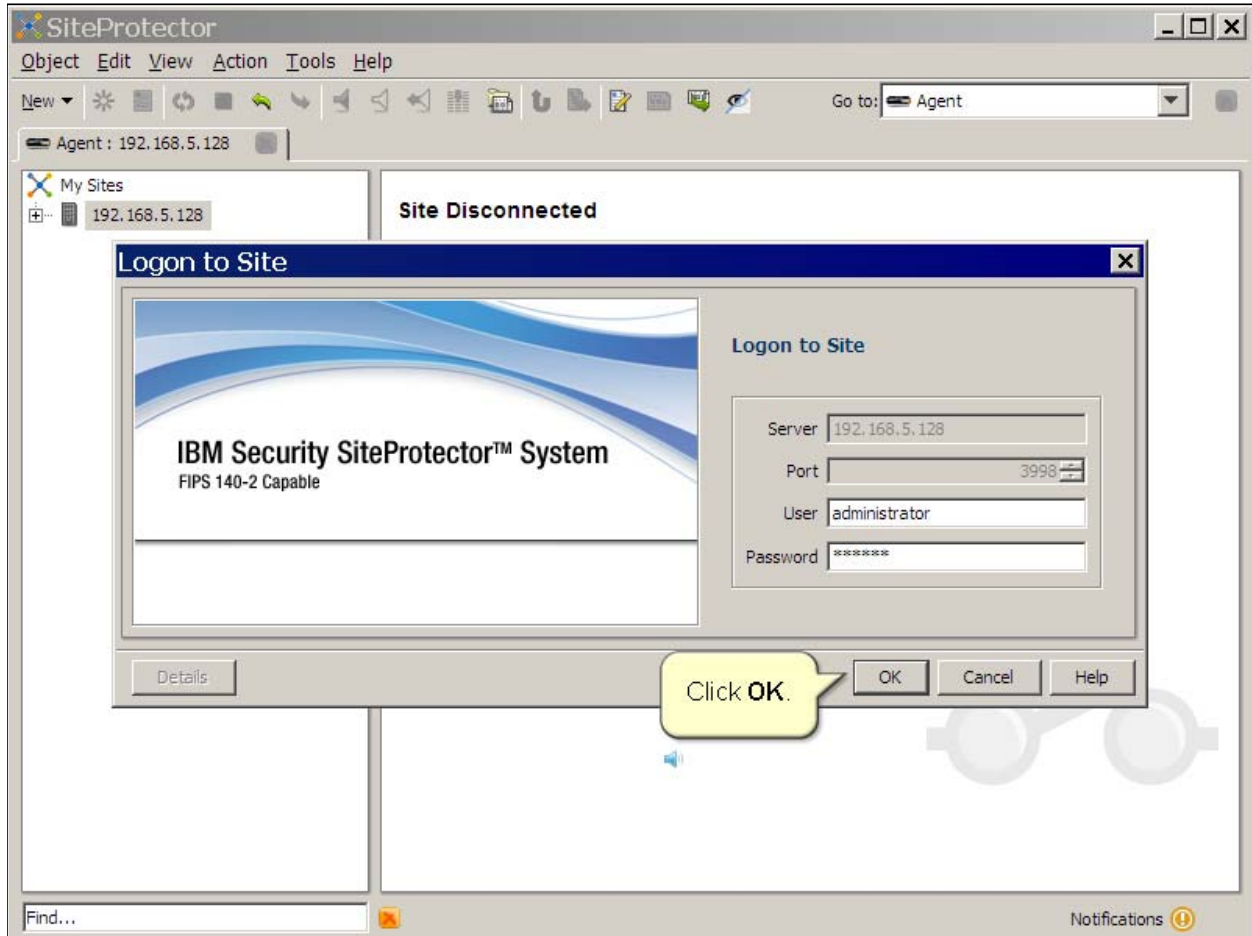
# IBM Security SiteProtector System V2.9, Manually upgrading to SiteProtector V2.9

Slide 65



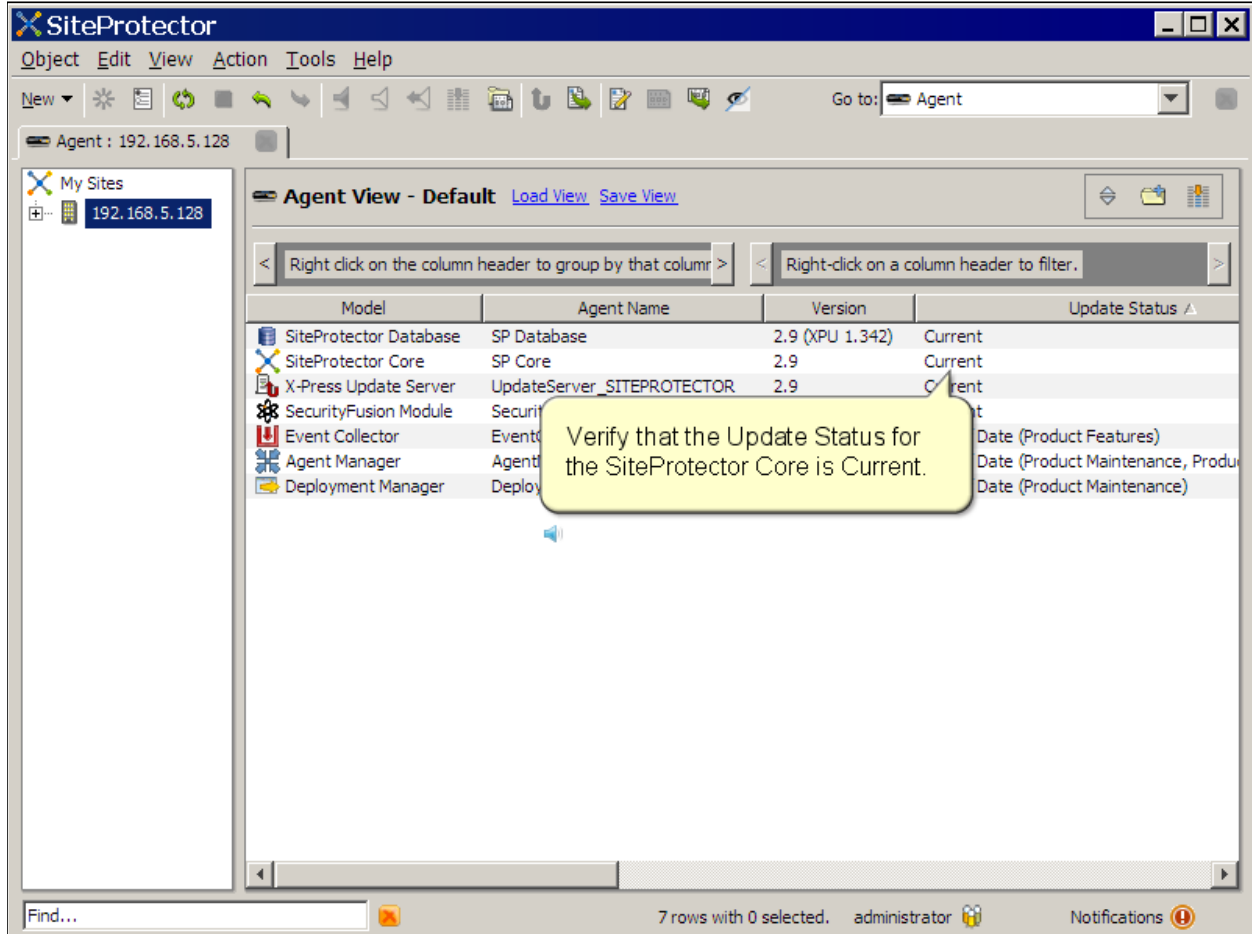
# IBM Security SiteProtector System V2.9, Manually upgrading to SiteProtector V2.9

Slide 66



# IBM Security SiteProtector System V2.9, Manually upgrading to SiteProtector V2.9

Slide 67



The screenshot displays the SiteProtector console interface. The main window shows the 'Agent View - Default' for the agent at IP 192.168.5.128. A table lists various components and their update status. A callout box highlights the 'SiteProtector Core' row, indicating that its update status is 'Current'.

Model	Agent Name	Version	Update Status
SiteProtector Database	SP Database	2.9 (XPU 1.342)	Current
SiteProtector Core	SP Core	2.9	Current
X-Press Update Server	UpdateServer_SITEPROTECTOR	2.9	Current
SecurityFusion Module	SecurityFusion		Not Current
Event Collector	EventCollector		Date (Product Features)
Agent Manager	AgentManager		Date (Product Maintenance, Product Features)
Deployment Manager	DeploymentManager		Date (Product Maintenance)

Verify that the Update Status for the SiteProtector Core is Current.

# IBM Security SiteProtector System V2.9, Manually upgrading to SiteProtector V2.9

Slide 68

SiteProtector

Object Edit View Action Tools Help

New [Icons] Go to: Agent

Agent : 192.168.5.128

My Sites  
192.168.5.128

Agent View - Default Load View Save View

Right click on the column header to group by that column Right click on a column header to filter.

Model	Agent Name	Version	Update Status
SiteProtector Database	SP Database	2.9 (XPU 1.342)	Current
SiteProtector Core	SP Core	2.9	Current
X-Press Update Server	UpdateServer_SITEPROTECTOR	2.9	Current
SecurityFusion Module	SecurityFusionModule	2.1 (SP 1.7)	Current
Event Collector	EventCollector_SITEPROTECTOR	1.20	Out of Date (Product Features)
Agent Manager	AgentManager_SITEPROTECTOR	10.172	Out of Date (Product Maintenance, Produ
Deployment Manager	DeploymentManager	8.4	Out of Date (Product Maintenance)

Note that the SiteProtector Database, X-Press Update Server, and SecurityFusion Module are also updated.

To complete the upgrade to SiteProtector V2.9, update the Event Collector, Agent Manager, and Deployment Manager.

Find... 7 rows with 0 selected. administrator Notifications

## **IBM Security SiteProtector System V2.9, Manually upgrading to SiteProtector V2.9**

Slide 69



### Further reference

For more information, see the Technote [Performing XPU updates on SiteProtector without an Internet connection](#)

## **IBM Security SiteProtector System V2.9, Manually upgrading to SiteProtector V2.9**

Slide 70



### Summary

Now that you have completed the module, you are able to:

- Retrieve the Manual Upgrader tool from the IBM Download Center
- Use the Manual Upgrader to download updates
- Use the Manual Upgrader to upgrade a site to SiteProtector V2.9

Now that you have completed the module, take a moment to review the module objectives.

# **IBM Security SiteProtector System V2.9, Manually upgrading to SiteProtector V2.9**

Slide 71

## Trademarks, copyrights, and disclaimers

IBM, the IBM logo, ibm.com, and Tivoli are trademarks or registered trademarks of International Business Machines Corp., registered in many jurisdictions worldwide. Other product and service names might be trademarks of IBM or other companies. A current list of other IBM trademarks is available on the web at "[Copyright and trademark information](http://www.ibm.com/legal/copytrade.shtml)" at <http://www.ibm.com/legal/copytrade.shtml>

THE INFORMATION CONTAINED IN THIS PRESENTATION IS PROVIDED FOR INFORMATIONAL PURPOSES ONLY. WHILE EFFORTS WERE MADE TO VERIFY THE COMPLETENESS AND ACCURACY OF THE INFORMATION CONTAINED IN THIS PRESENTATION, IT IS PROVIDED "AS IS" WITHOUT WARRANTY OF ANY KIND, EXPRESS OR IMPLIED. IN ADDITION, THIS INFORMATION IS BASED ON IBM'S CURRENT PRODUCT PLANS AND STRATEGY, WHICH ARE SUBJECT TO CHANGE BY IBM WITHOUT NOTICE. IBM SHALL NOT BE RESPONSIBLE FOR ANY DAMAGES ARISING OUT OF THE USE OF, OR OTHERWISE RELATED TO, THIS PRESENTATION OR ANY OTHER DOCUMENTATION. NOTHING CONTAINED IN THIS PRESENTATION IS INTENDED TO, NOR SHALL HAVE THE EFFECT OF, CREATING ANY WARRANTIES OR REPRESENTATIONS FROM IBM (OR ITS SUPPLIERS OR LICENSORS), OR ALTERING THE TERMS AND CONDITIONS OF ANY AGREEMENT OR LICENSE GOVERNING THE USE OF IBM PRODUCTS OR SOFTWARE.

© Copyright International Business Machines Corporation 2012. All rights reserved.