



IBM Software Group | Lotus Expeditor 6.1.1 Education

IBM® Lotus® Expeditor

Overview

Lotus software



@ business on demand software

© 2007 IBM Corporation

This presentation provides an overview of IBM Lotus Expeditor 6.1.1

Goals

- Understand IBM Lotus Expeditor, which includes:
 - ▶ IBM Lotus Expeditor Client for Desktop
 - ▶ IBM Lotus Expeditor Client for Devices
 - ▶ IBM Lotus Expeditor Toolkit
 - ▶ IBM Lotus Expeditor Server

The goal of this presentation is to understand IBM Lotus Expeditor, which includes the IBM Lotus Expeditor Client for Desktop and Devices, the IBM Lotus Expeditor Toolkit and the IBM Lotus Expeditor Server.

Agenda

- Overview of IBM Lotus Expeditor
- Overview of IBM Lotus Expeditor Client for Desktop
- Overview of IBM Lotus Expeditor Client for Devices
- Overview of IBM Lotus Expeditor Toolkit
- Overview of IBM Lotus Expeditor Server

The agenda of this presentation is to provide an overview of the end-to-end solution provided by IBM Lotus Expeditor. It covers the Expeditor server, toolkit and clients for desktop and devices.

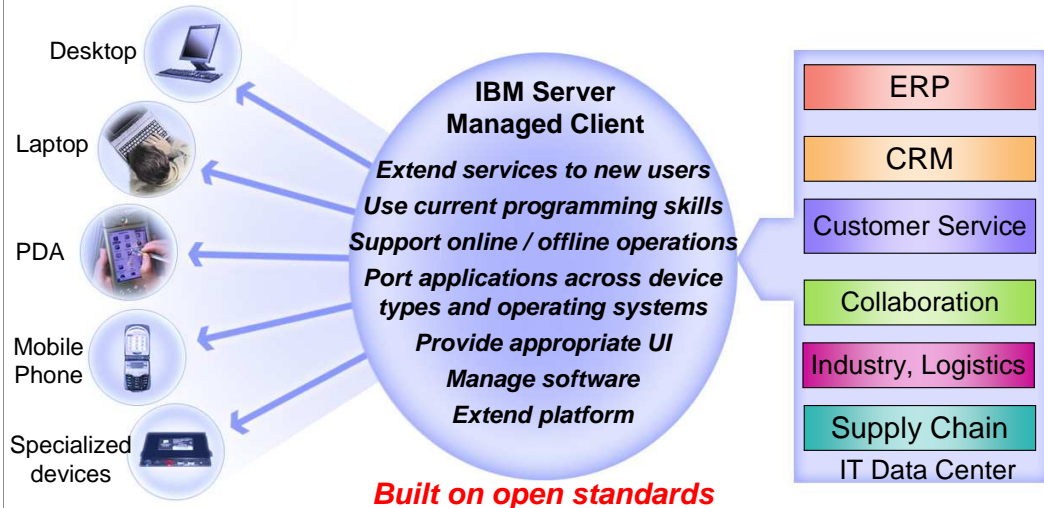
Section

Overview

This section is an overview of end-to-end solution provided by IBM Lotus Expeditor.

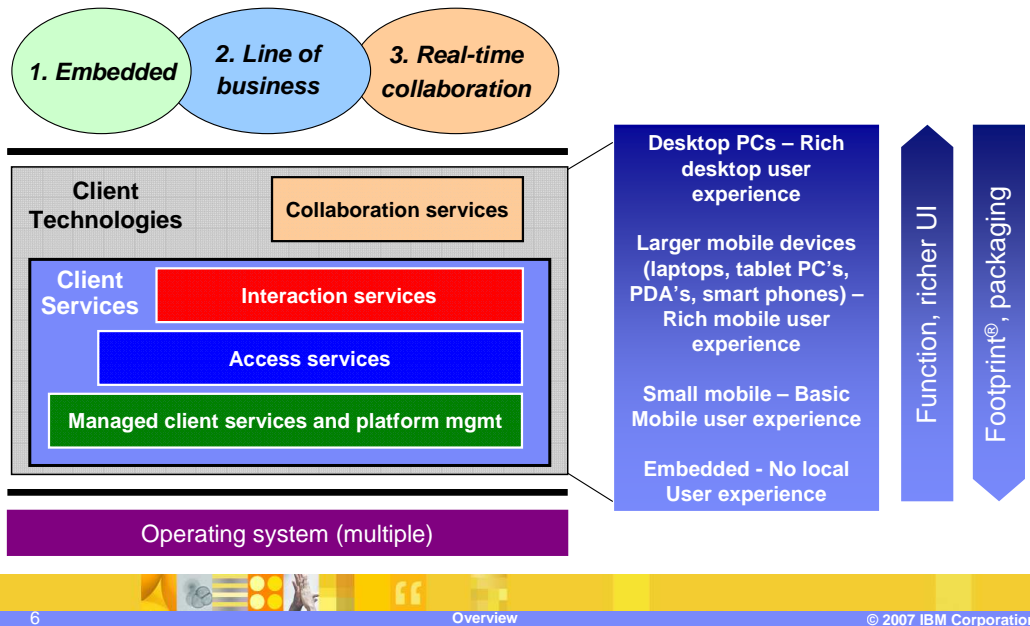
IBM's server managed client solution

A new approach for building **server managed clients** that supports **multiple user experiences, access points, and forms of connectivity** enabling **flexible and cost effective access** to people, business processes, applications, and content.



IBM's server-managed client solution extends back-end server services to new users who use a range of client devices spanning desktops, laptops, mobile devices and specialized devices, such as embedded controllers or RFID. This extension occurs through the development of applications that run on clients and securely communicate transactions and data with enterprise applications, services and data on back-end servers to perform complete end-to-end e-business operations. The server-managed client technology expedites development of these applications through support of standard programming models, such as J2EE, so developers can use their current programming skills and tools. By allowing application components to run on clients, end-users can now use their applications to perform business operations on their clients whether their client is online or offline. As a result, end-users can conduct e-business directly with customers at locations that do not have network connectivity. The solution enables developers to port their applications across types of client devices and operating systems through support for Java™ technology and a service-oriented component model and provide the appropriate user interface to their end-users, be it a local Web browser or a rich GUI. Client management capabilities enable Systems Administrators to manage software on the clients over-the-air or over-the-wire. The client platform is extensible so Enterprise customers and OEMs can build and distribute custom client platforms that consist of components from IBM, additional components, and applications. All of these powerful capabilities are enabled through support of open standards, including standard APIs and protocols. As a result, developers can deliver end-to-end applications which enables their end-users to securely conduct e-business across multiple user experiences, access points, and forms of connectivity.

A single consistent framework for client technologies



The client platform provides a set of standards-based *Client Services* on which you can build your applications across all 3 segments. These segments are Embedded, Line of business and Real Time Collaboration.

The Client Services include:

Managed Client Services to enable multiple applications and services to run on the same Virtual Machine, support life cycle management of these applications and services, and provide application portability across operating systems.

Platform Management to install, maintain, and configure the applications and services on the client.

Access Services, which provide middleware so your client applications can securely access e-business applications, services and data and continue to operate even when a device is offline.

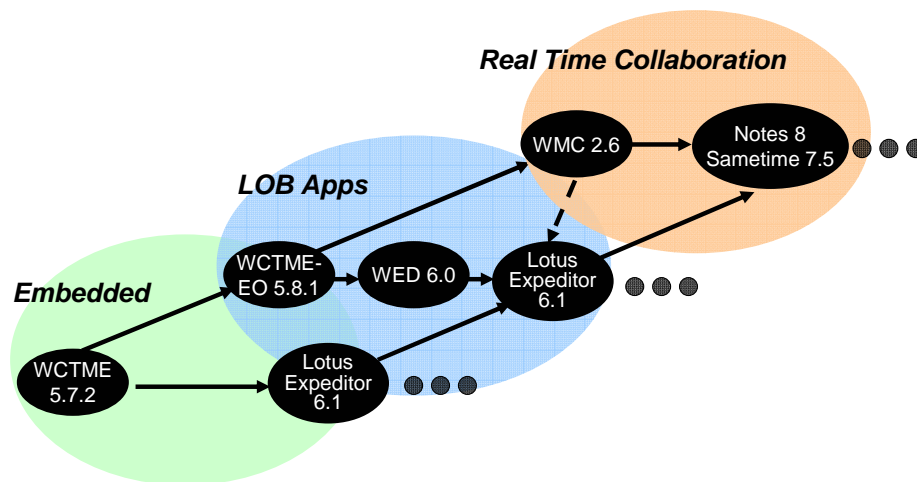
Interaction Services, which support interaction with end-users through a traditional Web browser and a rich graphical user interface through Eclipse technology.

Client Services can run on multiple operating systems. You can configure these services to run across embedded devices with no user experience up through desktops with rich desktop user experiences. You choose the capabilities based on the function, user experience, and footprint required by your solutions.

Collaboration services run with Client Services and provide the collaboration features necessary to develop rich collaboration applications.

The focus of Lotus Expeditor is on the second segment. That is, to help developers and customers build applications and solutions that improve the integration with the enterprise. Provide better access to enterprise information at the point of interaction to make smarter

A single, componentized, upwards compatible family



The flexibility of Lotus Expeditor allows IBM to address the requirements across the full spectrum of application types, beginning with embedded applications built to suit a specific need within solution or device constraints.

Moving to solution applications typically focused on a line of business task. These could include Mobile or desktop task-focused line of business application (including composite applications) for large capacity devices. Examples of this would include a specialty application for an outside sales force, insurance claims adjusters or field service personnel.

Continuing up you get to Integrated rich client desktop that provides role based access to an integrated set of server managed, composite rich client applications. Examples of these types of applications would include a branch banking solution that combines and integrates multiple banking applications on a desktop. Finally the integrated collaborative rich client desktop provides all of the features and functionality of integrated rich client desktop with collaboration capabilities.

What's new in Lotus Expeditor V6.1.1?

- New clients: desktops and mobile devices
- Desktop installation and provisioning enhancements
- Login enhancements - Siteminder and Tivoli® Access Manager (TAM) logins to a remote WebSphere® Portal server
- Desktop client provides the embedded version of Lotus Sametime®
- Tools enhancements
- Support current Eclipse releases (runtime and tools)
- Server support for AIX® and Linux® on System p™ servers
- Server support for silent install and configuration on new platforms

Now for an overview of what's new in Lotus Expeditor 6.1.1

For the client, there is new platform support, including new desktop platforms and mobile device support.

There are enhancements to the desktop client installation and provisioning, including build to build upgrade support.

Login enhancements include support for Siteminder and Tivoli Access Manager logins to a remote WebSphere Portal Server.

Micro Broker provides point-to-point messaging for JMS APIs.

The embedded version of Lotus Sametime is now available with the client.

Currency updates to client services have been made to database and messaging.

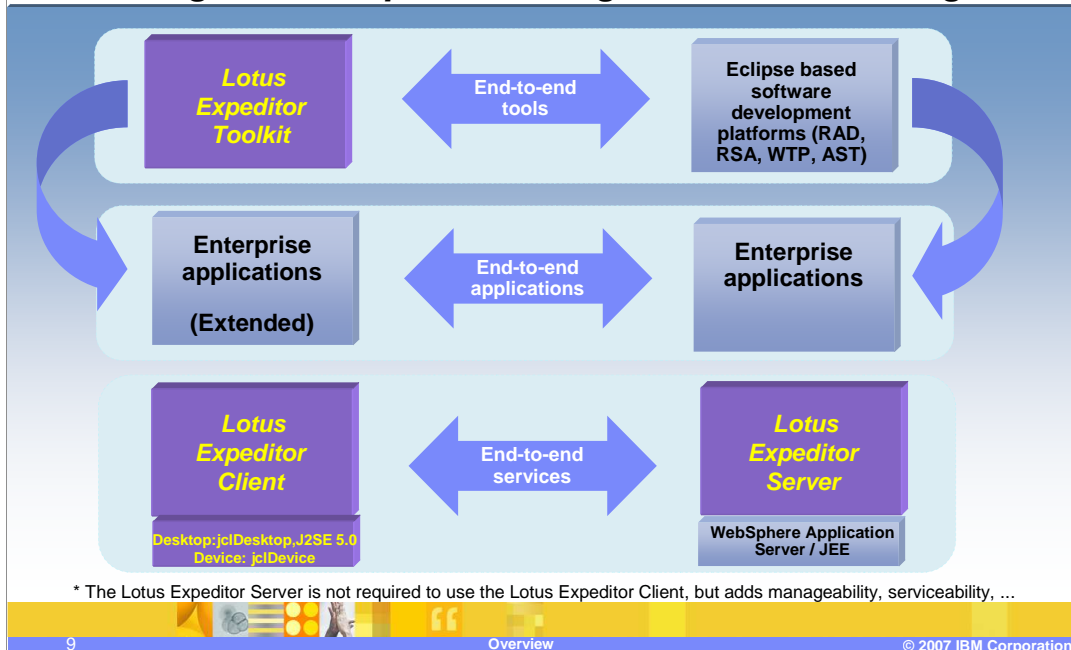
Toolkit enhancements have been made to support the new desktop and device client enhancements.

The client and toolkit have moved up to the current release of Eclipse 3.2.2.

Finally, the Expeditor Server has added support for AIX and Linux on System p and provided support for silent install and configuration on these new platforms.

Lotus Expeditor

Extending business process integration out to the edge

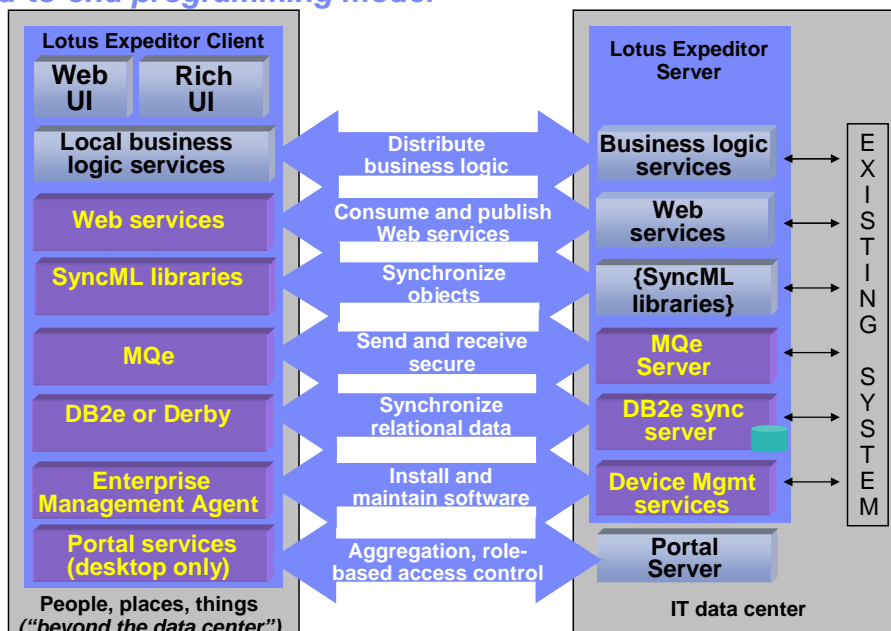


The combination of the Lotus Expeditor clients and the Lotus Expeditor server provide the end-to-end services necessary to deliver and manage end-to-end applications. Administrators use the Lotus Expeditor Server to install and configure the services necessary for client applications to securely perform assured transactions and database synchronization with Enterprise applications and data. Client applications can also utilize Web Services so end-users have access to a broad range of business data and consumer information. Furthermore, the server provides an Enterprise-caliber management solution so a systems administrator can manage client applications and resources. The server supports WCTME, WebSphere Everyplace® Deployment, and Lotus Expeditor clients.

The Lotus Expeditor Toolkit provides a complete, integrated set of tools that allows you to develop, debug, test, package and deploy client applications. This toolkit is built on Eclipse technology and extends the powerful Rational suite of development tools so you can leverage your existing skills and software components to develop end-to-end applications.

Lotus Expeditor end-to-end programming model

 Lotus Expeditor offering



10

Overview

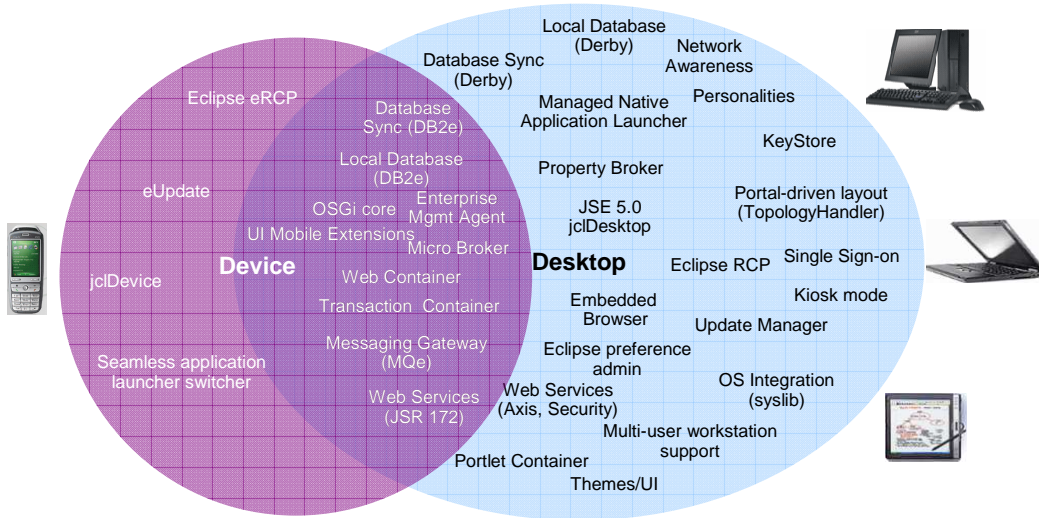
© 2007 IBM Corporation

In this picture you can see the complete set of end-to-end services supported between client and server applications. The IBM Lotus Expeditor server installs the WebSphere MQue Server, DB2e Sync Server, and the Tivoli Device Management Server. Web Services are supported on the server through WebSphere Application Server, which is a prerequisite to the Lotus Expeditor server. These services support an end-to-end programming model that enables client applications to securely access Enterprise applications, services and data.

All components shown in purple are available in this release.

An additional capability which some customers have chosen to implement is the WebSphere Everyplace Connection Manager. WebSphere Everyplace Connection Manager enables client applications to operate over secure, roaming network connections on wireless and wired networks. WebSphere Everyplace Connection Manager installs below TCP/IP API's so TCP/IP applications can continue to run without change and benefit from these capabilities.

Expeditor client releases



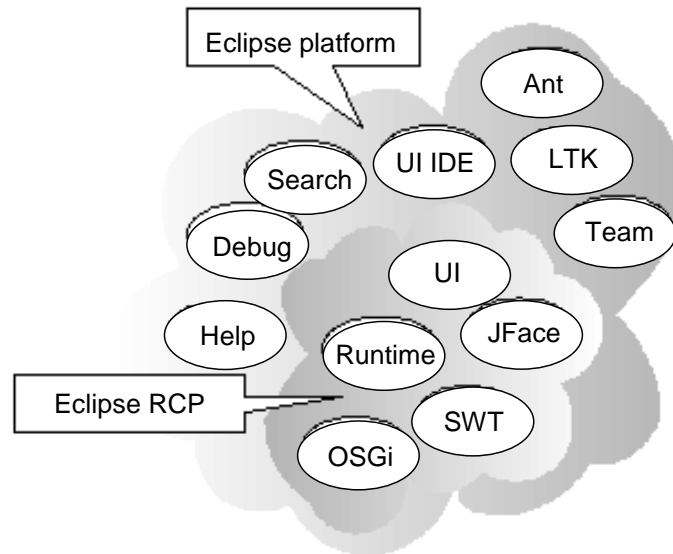
The Expeditor clients for device and desktop provide a number of common components, as shown in the diagram on this slide. Both the device and the desktop clients support DB2e, MQe, JSR 172 Web Services, embedded transaction container, Web container, OSGi core services, Micro Broker and the enterprise management agent for server managed client support. The desktop expands the base set up components and adds a significant number of additional features.

Lotus Expeditor is built on Eclipse

- Toolkit: Eclipse platform 3.2.2
- Desktop: Rich client platform (RCP) 3.2.2
- Device: embedded RCP (eRCP) 1.0.2

Lotus Expeditor Client for Desktop and Expeditor Toolkit are built on Eclipse 3.2.2. The Expeditor Device client is based on eRCP 1.0.2 Embedded RCP extends the Eclipse Rich Client Platform (RCP) to embedded devices. eRCP is largely a set of components which are subsets of RCP components. It basically enables the same application model used on desktops to be used on devices.

Eclipse RCP is a subset of the Eclipse platform



There is often a question on what is included in Eclipse RCP. This slide shows a diagram of what components are included in RCP versus the full Eclipse platform. RCP includes UI, JFace and SWT components. Also included are OSGi and Runtime components.

Eclipse and OSGi

- Eclipse is built on OSGi
 - ▶ OSGi framework integrated into Eclipse starting with Eclipse 3.0
 - ▶ Provides Eclipse with the value of OSGi
 - ▶ Eclipse 3.2 is based on OSGi R4
- Component model
 - ▶ Eclipse Component = Plug-in
 - ▶ OSGi Component = Bundle
 - ▶ Plug-in = Bundle

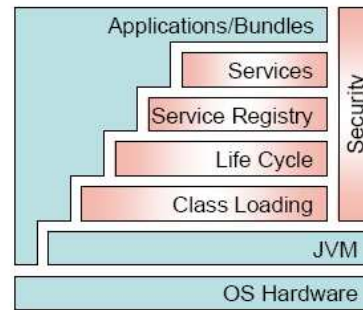
This slide goes into some additional detail on the Eclipse platform. OSGi is the framework on which Eclipse is built.

The OSGi framework was initially integrated into Eclipse starting with the Eclipse 3.0 release. Integrating OSGi into Eclipse provides Eclipse with the value of OSGi, which includes life cycle management. Expeditor Desktop client and Toolkit are based on Eclipse 3.2 which is based on OSGi R4.

The component model on which eclipse and OSGi are based on uses different names. However, they are essentially the same. Eclipse components are called plug-ins, OSGi components are called bundles. Plug-ins and bundles can be used interchangeably.

OSGi architecture (www.osgi.org)

- Software component (life cycle) management
- Remote component management
- Secure execution environment
- Cooperation among applications
- Simplified deployment
- Multi-vendor interoperability
- Dynamic nature
- Policy free
- Certification



Some features offered by the OSGi platform are: software component life cycle management, which supports the start, stop and updates of bundles.

Also remote component management, cooperation among applications, multi-vendor interoperability and more.

Details on the OSGi platform can be found at the www.osgi.org site.

Lotus Expeditor as an application platform

- Use Lotus Expeditor to develop these types of client applications:
 - ▶ Java
 - ▶ OSGi
 - ▶ Eclipse (RCP and eRCP)
 - ▶ Web
 - ▶ Embedded transaction applications
 - ▶ Portlets
 - ▶ Web services
 - ▶ Database
 - ▶ Messaging

There is a wide range of application development supported by the Lotus Expeditor platform. This includes: Java applications, OSGi applications, Eclipse applications, Web applications, Portlet applications, Database applications, Messaging applications, Embedded Transaction applications, and Web Services applications.

Application types across releases

* Technical Preview

Application type	WCTME 5.7.2	Expeditor Client 4 device	WED4WL 6.0 Desktop	Expeditor Client 4 Desktop
Java	WEME (MIDP, Foundation) WECE	jclDevice (Foundation+)	J2SE 1.4.2	jclDesktop or J2SE 5.0
OSGi	OSGi R3	OSGi R4	OSGi R3 + RFC's	OSGi R4
Eclipse	eSWT (download)	eRCP 1.0	RCP 3.0.2	RCP 3.2.x
Web	Servlet 2.3 JSP 1.2	Servlet 2.3 JSP 1.2	Servlet 2.3/2.4 JSP 1.2/2.0 JSF, JSTL, Struts	Servlet 2.3/2.4 JSP 1.2/2.0 JSF, JSTL, Struts
Embedded transaction	---	EJB 2.0 subset	EJB 2.0 subset	EJB 2.0 subset
Portlets	----	----	----	JSR 168 Property Broker
Database access	JSR 169 * or JDBC 2.0 (DB2e)	JSR 169 (DB2e)	JDBC 3.0 (DB2e or Cloudscape)	JDBC 3.0 (DB2e or Cloudscape)
Database sync	ISync (DB2e)	ISync (DB2e)	ISync (DB2e or Cloudscape)	ISync (DB2e or Cloudscape)
Messaging Point-to-Point Pub-Sub	JMS 1.1 (MQe) MQTT (Microbroker) *	JMS 1.1 (MQe) JMS 1.1 (Micro Broker)	JMS 1.1 (MQe) MQTT (Micro Broker)*	JMS 1.1 (MQe) JMS 1.1 (Micro Broker)
Web services Client Provider Security	JSR 172	JSR 172	JSR 172 OSGi OASIS	JSR 172, Axis (JSR 101) OSGi OASIS
Data sync	SyncML4J 2.0	SyncML4J 2.6	SyncML4J 2.5	SyncML4J 2.6

The table on this slide shows a comparison of application types across current and previous releases. The second and third columns show the device releases. These are the previous Workplace Client Technology Micro Edition 5.7.2 and the new Expeditor 6.1 Client for Devices release. The fourth and fifth columns show the previous WebSphere Everyplace Deployment 6.0 desktop release and the new Expeditor Client for Desktop release. On this chart you can see that version updates that have been made in the new Expeditor releases and new function has been added for application support.

Lotus Expeditor as an integration platform (Lotus Expeditor Client for Desktop only)

- Use Lotus Expeditor to integrate these types of components into a single workbench (desktop):
 - ▶ Eclipse (RCP and eRCP)
 - ▶ Java/Swing
 - ▶ Web
 - ▶ Portlet
 - ▶ Host access
 - ▶ Native – Windows® (ActiveX®, .Net, VB) and Linux
 - ▶ Remote – Windows and OS/2®
 - ▶ Composite

As an integration platform, the Lotus Expeditor Desktop client can be used to integrate a variety of application types including native, Web, portlet, Java, eclipse and composite applications.

Network client installer

- Installs server infrastructure to allow Expeditor clients to be downloaded and installed over the network
- Two supported environments
 - ▶ Web Server only
 - IBM HTTP Server
 - ▶ Portal Server with Web Server
 - Used for Portal Managed Client
 - Portal 6.0
- Operating Systems supported
 - ▶ Windows 2003 Standard and Advanced (32-bit version only) with Service Pack 1
 - ▶ RedHat Linux 4 AS and ES Editions, Updates 1-3 supported
 - ▶ AIX on System P, version 5.3 Maintenance level 2
 - ▶ Suse Linux Enterprise Server on System P, version 9,SP3, 2.6 Kernel for System p (64-bit only)

The Network Client Installer provides the server infrastructure to allow Expeditor clients to be downloaded and installed over the network. There are two supported environments, a stand-alone Web Server and a Portal Server with a Web Server. The operating systems supported are Windows 2003, RedHat Linux 4, AIX on System p and Suse Linux Enterprise Server on System p.

Section

IBM Lotus Expeditor Client for Desktop

Next, here is an overview of the IBM Lotus Expeditor Client for Desktop.

IBM Lotus Expeditor Client for Desktop

- Integrated client platform for desktops and laptops that provides a disconnected, rich client platform for enterprise applications
- Support for group 1, group 2 and some group 3 languages

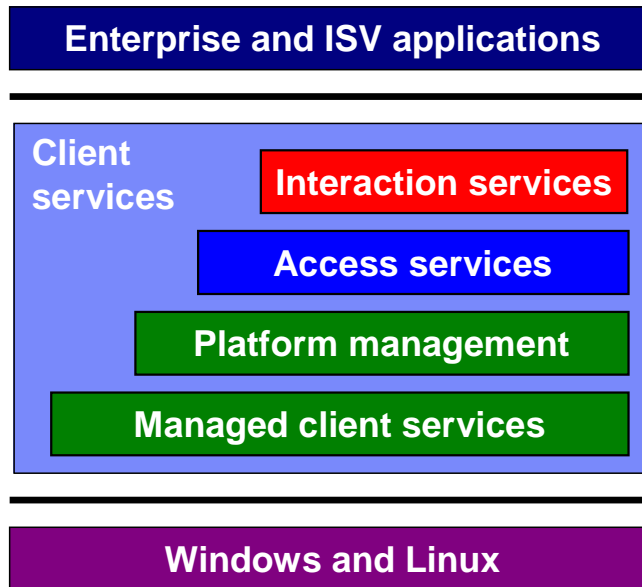
IBM Lotus Expeditor Client for Desktop is an integrated client platform for desktops and laptops that extends the J2EE programming model to clients. The client provides a disconnectable, rich client platform so enterprise applications can run on clients, and operate when the client is online and offline. Target customers are ISV's, Enterprise application developers, and OEMs. The client platform supports Group 1, Group 2 and some Group 3 languages.

IBM Lotus Expeditor Client for Desktop

- Client platforms
 - ▶ **Microsoft Windows Vista™**
 - ▶ Microsoft Windows XP Professional Service Pack 1 and 2
 - ▶ Microsoft Windows XP Home Edition Service Pack 1 and 2
 - ▶ Microsoft Windows XP Tablet PC Edition 2005
 - ▶ RedHat EL 4.0 WS with GTK support Update 4
 - ▶ **RedHat EL 5.0 WS with GTK support**
 - ▶ **SUSE Linux® Enterprise Desktop (SLED) 10**
 - ▶ Microsoft Windows 2000 Service Pack 4
 - ▶ **NOTE: NLD 9 support is withdrawn**
- Minimum hardware configuration
 - ▶ 512MB RAM
 - ▶ 200 MB free disk space
 - ▶ x86 processors capable of supporting the client platforms
- Includes by default IBM JCLDesktop configuration with the J9 2.3 VM
 - ▶ The IBM J2SE 5.0 JVM is also supported on the desktop client and is available as a separately installed feature from the IBM Device Runtime Environment CD.

You must ensure that each machine on which you plan to install the IBM Lotus Expeditor Client for Desktop meets the requirements shown on this slide. The default JVM is the IBM J9 VM with the jclDesktop Configuration. The IBM J2SE JVM is also supported on the desktop client and is available as a separately installed feature from the IBM Device Runtime Environment CD.

Client platform



23

Overview

© 2007 IBM Corporation

Now, let's look at the services that comprise the client platform.

The client platform provides a set of standards-based *Client Services* on which you can build your applications. These Client Services include:

Managed Client Services to enable multiple applications and services to run on the same VM, support life cycle management of these applications and services, and provide application portability across Windows and Linux operating systems.

Platform Management to install, maintain, and configure the applications and services on the client.

Access Services, which provide middleware so your client applications can securely access e-business applications, services and data and continue to operate even when a device is offline.

Interaction Services, which support interaction with end-users through a traditional Web browser and a rich graphical user interface through Eclipse technology.

IBM Lotus Expeditor Client for Desktop: New features

- Additional Platform support
 - ▶ Microsoft Windows Vista
 - ▶ RedHat EL 5.0 WS with GTK support
 - ▶ SUSE Linux Enterprise Desktop (SLED) 10
- Updates to current software versions
 - ▶ DB2e 9.1.1
 - ▶ Derby 10.2
 - ▶ Eclipse 3.2.2
- Installation enhancements
 - ▶ Multi-user, silent, two-phase, size and disk space, shared
- Provisioning enhancements
 - ▶ White list support and Build to build upgrade
- Support for Mozilla browser 1.8 on Linux clients
- UI enhancements include support of JFaceEX API and JavaServer Faces Widget library
- Login enhancements include support for Siteminder and Tivoli Access Manager logins to a remote WebSphere Portal Server.
- Micro Broker enhancements including point-to-point messaging for JMS APIs.
- The embedded version of Lotus Sametime is available with the desktop client

The new features for this release of the IBM Lotus Expeditor Client for Desktop are listed on this slide.

Section

IBM Lotus Expeditor Client for Devices

Next, here is an overview of the IBM Lotus Expeditor Client for Devices.

What devices are supported?

- Windows Mobile® devices:
 - ▶ Windows Mobile 2003SE, 5 (PPC and Phone)
 - ▶ Devices under test: Dell Axim (x50v, x51v), iPAQ (hx4700, hx2790), i-mate JASJAR
- Windows CE devices:
 - ▶ Windows CE 5 Professional
 - ▶ Devices under test: Unitech PA-962, Symbol MC3090R-LC48S00GER, Symbol MC9090-GF0HBEGA2WW
- Nokia S60 devices:
 - ▶ Devices under test: Nokia E90 (Early Release support only)
- Recommended HW requirements: 16MB FS/16MB RAM available
- Microsoft Windows XP (for development)

Microsoft Windows Mobile 2003 Second Edition and Windows Mobile 5 are supported. A device should have at least 16 MB of file system space and 16 MB of RAM available. The device runtime is fully tested on Dell Axim (x50v and x51v), HP iPAQ 4700 and 2790, and iMate JASJAR. A resource checker is also provided; it will reveal device capabilities before installing Expeditor. Microsoft Windows XP is supported for development.

Section

IBM Lotus Expeditor Toolkit

Next, an overview of the IBM Lotus Expeditor toolkit.

Lotus Expeditor Toolkit - Overview

- ▶ Bundle developer kit (BDK) extends Eclipse PDE to develop client services projects and complements the Eclipse visual editor for Java to create rich client applications (SWT)
 - PDE - Eclipse plug-in development environment
- ▶ Web tools work with Rational® Web tools or Eclipse Web tools Platform (WTP) to deploy Web applications to the client
- ▶ Embedded transaction container tools work with Rational EJB tools to deploy embedded transaction applications to the client
- ▶ Mobile Web services tools enable client applications to consume and provide Web services
- ▶ Portlet tools work with Rational portal tools to create JSR 168 portlet applications to deploy to the client
- ▶ Platform builder enables custom desktop client platforms to be built
 - Check your licensing agreement before you deploy custom client platforms

Lotus Expeditor Toolkit provides a complete, integrated set of tools that allow you to develop, debug, test, package and deploy client applications. You can use the toolkit to develop a variety of applications. The Bundle Developer Kit (BDK) extends the Eclipse Plug-in Development Environment (PDE) to develop components and complements the Visual Editor for Java to create rich client applications with SWT. The Web Tools work with the Rational Web tools to deploy Web applications to the client platform. The Embedded Transaction Container (ETC) Tools work with the Rational EJB tools to deploy Embedded Transaction Applications (ETA) to the client. The Mobile Web Services Tools support development of applications that consume or provide (or both) Web Services in a secure manner. The Portlet Tools work with the Rational Portal tools to create JSR 168 portlet applications to deploy to the client platform. Platform Builder enables customers to build custom desktop client platforms. However, you must check your licensing agreement before you deploy custom client platforms.

Lotus Expeditor Toolkit – Prerequisites

- These operating systems are supported:
 - ▶ Microsoft Windows Vista
 - ▶ Microsoft Windows XP Service Pack 2
 - ▶ RedHat EL 4.0 WS with GTK support Update 4
 - ▶ RedHat EL 5.0 WS with GTK support
 - ▶ SUSE Linux Enterprise Desktop (SLED) 10 - Eclipse 3.2.2 + WTP 1.5.3 only

- One of these tools must be installed:
 - ▶ Rational Application Developer 7.0.0.2
 - ▶ Rational Software Architect 7.0.0.2
 - ▶ Eclipse 3.2.2 + Web Tools Project 1.5.3
 - ▶ WebSphere Application Server toolkit 6.1.1.2

- Minimum hardware requirements:
 - ▶ 512 MB RAM
 - ▶ 500 MB free disk space
 - ▶ x86 processors capable of supporting the platforms listed above

You must ensure that each machine on which you plan to install the IBM Lotus Expeditor Toolkit meets the requirements shown on this slide.

Lotus Expeditor Toolkit – IDE Options

- ▶ Rational Software Architect V7.0.0.2 or
- ▶ Rational Application Developer V7.0.0.2 or
- ▶ WebSphere Application Server toolkit (AST) 6.1.1.2
 - Samples gallery and WS-Security editors
 - Full Java Server Faces (JSF) support with Rational
 - Supports development of client services projects, Web applications, Web services, embedded transaction applications, portlets and platform builder projects
- ▶ Eclipse 3.2.2 and Web tools project (WTP) 1.5.3
 - Supports development of client services projects, Web applications, Web services and platform builder projects

The Lotus Expeditor Toolkit can be installed on Rational Software Architect, Rational Application Developer, WebSphere Application Server Toolkit or the Eclipse 3.2.2 IDE and WTP. With Rational Software Architect or Rational Application Developer, you will have access to the complete set of toolkit functions, including the Samples Gallery, Web Services Security editors and full JSF support. In addition, you will be able to develop client services applications, Web applications, Web Services, Embedded Transaction applications, Portlets, and Platform Builder projects. With AST, you will have access to the same set of capabilities provided in a RSA or RAD environment, with the exception of JSF support.

The Eclipse 3.2.2 + WTP 1.5.3 environment is intended for those customers who need to develop Client Services projects, Web applications, Web Services and Platform Builder projects.

If you are developing for devices, note that the Portlet and Platform Builder components are not available.

IBM Lotus Expeditor Toolkit - New features

- Built on Eclipse 3.2 IDE / PDE
 - ▶ Directly targets runtime
 - ▶ Eclipse-style local launch
 - ▶ Eclipse 3.2.2 + OSGi R4 prerequisite checks
- Tools prerequisite
 - ▶ Rational Application Developer or Rational Software Architect
 - ▶ WebSphere Application Server toolkit
 - ▶ Eclipse 3.2.2 + WTP 1.5.3
- VM and runtime installation optional
- Simplified toolkit configuration
- Lotus Notes 8 and Sametime 7.5.1 target definitions
- Web Start
- Property broker editor
- Dynamic inclusion of features

The new features for the IBM Lotus Expeditor Toolkit are listed on this slide. In the 6.1.1 toolkit, the installation has been modified and broken down into smaller selectable units. In the 6.1 release, the desktop toolkit feature included the Expeditor Tools, Expeditor Runtime Test Environment and the jclDesktop (SDK) for Windows and Linux. In 6.1.1, each of these components are separate features and can be individually installed. This enables you to install just the parts of the Lotus Expeditor 6.1.1 Toolkit that you need.

The configuration of the toolkit has also been simplified in this release. There is now a configuration dialog that can be used to select the test environment such as Lotus Expeditor for Desktop or Lotus Expeditor for Device, and the VM and compiler compliance level to be used during development. This eliminates the need to set these values on several preference pages within the Eclipse tools.

Java Web Start has been added as a mechanism that can be used to deploy applications to the client. A common launch component provides the necessary logic for linking the application's plug-ins to the runtime, and launching the runtime with the appropriate parameters.

A Property Broker Editor has been included in the Lotus Expeditor 6.1.1 Toolkit. In order to wire portlets for use on the client, portlets must expose their properties and actions in a WSDL file. This editor simplifies creation of this file.

In addition, the toolkit can now handle the dynamic addition of new features and treat those as if they were in the original target definition. These features can be selected in the client services project wizard or selected for inclusion in a launch configuration.

Section

IBM Lotus Expeditor Server

Finally, an overview of the IBM Lotus Expeditor Server.

Lotus Expeditor Server – Value add

- Application connectors
 - ▶ DB2® Everyplace (DB2e) provides gateway to backend database systems
 - ▶ MQ Everyplace (MQe) provides a gateway to MQ systems
- Centralized client management
 - ▶ Device registration
 - ▶ Device inventory
 - ▶ Application management (install/uninstall)
- Enables disconnected application functionality
 - ▶ Database synchronization with DB2e
 - ▶ Messaging with MQe

The Lotus Expeditor Server includes application connectors for DB2e and MQe, which provide gateways to backend databases and MQ systems. The server also provides centralized client management, offering device registration, device inventory and application management (these are specifically for install and uninstall support). The server also enables disconnected application functionality by providing database synchronization with DB2e and messaging with MQe.

Lotus Expeditor Server – What's new for 6.1.1

- Move to current software versions
 - ▶ DB2 Everyplace (DB2e) 9.1.1
- Additional platform support
 - ▶ AIX
 - ▶ SUSE Linux Enterprise Server 9 on System p
- Installation and configuration enhancements
 - ▶ Silent installation option (new platforms only)
 - ▶ Silent configuration option
- Additional remote database support
 - ▶ Solaris 10

The Lotus Expeditor Server has updated components to include current software versions, including DB2e 9.1.1.

Additional platform support has been added, specifically AIX and SUSE Enterprise Server 9 on System p. Install and Configuration enhancements have been made to allow silent installation on new platforms and silent configuration on all supported platforms.

The database server can now be on a different platform than the Expeditor Server. The supported remote database platforms are the supported Expeditor Server platforms and Solaris 10.

More details will be provided in the Expeditor Server education session.

IBM Lotus Expeditor Server - Minimum hardware requirements

- **Processor:**

- ▶ Windows or Linux on x86: Pentium® 2 GHz or equivalent
- ▶ AIX or Linux on System p: IBM POWER4™, POWER5™, and POWER5+

- **Physical memory:** 2 GB per processor

- **Disk space:** 5 GB minimum

- **Network connectivity:** Network adapter and connection to a physical IP network (Ethernet)

- ▶ Static IP address configured with a fully-qualified host name

- **Other hardware**

- ▶ CD-ROM or access to a network drive where the Lotus Expeditor CD contents reside
- ▶ Mouse (or pointing device) and keyboard

This slide shows the minimum hardware requirements for the IBM Lotus Expeditor server.

IBM Lotus Expeditor Server – Minimum software requirements

■ Operating systems

- ▶ Windows 2003 Standard or Advanced (32-bit version only)
- ▶ Red Hat Enterprise Linux AS or ES 4 for Intel® (x86)
- ▶ AIX V5.3 Maintenance Level 02
- ▶ SUSE Linux Enterprise Server 9 SP3, 2.6 Kernel for System p

■ Database server

- ▶ DB2 Database Enterprise or Workgroup Edition Version 9.1

■ Web application server

- ▶ WebSphere Application Server Version 6.0.2 fix pack 11 (32-bit only)

■ Web server

- ▶ IBM HTTP Server Version 6.0.2 fix pack 11 (Shipped with WebSphere Application Server)

This slide shows the minimum software prerequisites for the server. IBM Lotus Expeditor server has been tested with these versions of the software. Other versions are not supported by the server.

Feedback

Your feedback is valuable

You can help improve the quality of IBM Education Assistant content to better meet your needs by providing feedback.

- Did you find this module useful?
- Did it help you solve a problem or answer a question?
- Do you have suggestions for improvements?

Click to send e-mail feedback:

mailto:iea@us.ibm.com?subject= Feedback about xpdv6.1.1_overview.ppt

You can help improve the quality of IBM Education Assistant content by providing feedback.

Trademarks, copyrights, and disclaimers

The following terms are trademarks or registered trademarks of International Business Machines Corporation in the United States, other countries, or both:

AIX	Cloudscape	DB2	Everyplace	Footprint	IBM	Lotus
Lotus Notes	OS/2	POWER4	POWER5	Rational	Sametime	System p
WebSphere						

Rational is a trademark of International Business Machines Corporation and Rational Software Corporation in the United States, Other Countries, or both.

Intel, Pentium, are trademarks of Intel Corporation in the United States, other countries, or both.

ActiveX, Microsoft, Windows, Windows Mobile, Windows Vista, and the Windows logo are trademarks of Microsoft Corporation in the United States, other countries, or both.

EJB, J2SE, Java, JavaServer, JDBC, JSP, JVM, and all Java-based trademarks are trademarks of Sun Microsystems, Inc. in the United States, other countries, or both.

Linux is a registered trademark of Linus Torvalds in the United States, other countries, or both.

Product data has been reviewed for accuracy as of the date of initial publication. Product data is subject to change without notice. This document could include technical inaccuracies or typographical errors. IBM may make improvements or changes in the products or programs described herein at any time without notice. Any statements regarding IBM's future direction and intent are subject to change or withdrawal without notice, and represent goals and objectives only. References in this document to IBM products, programs, or services does not imply that IBM intends to make such products, programs or services available in all countries in which IBM operates or does business. Any reference to an IBM Program Product in this document is not intended to state or imply that only that program product may be used. Any functionally equivalent program, that does not infringe IBM's intellectual property rights, may be used instead.

Information is provided "AS IS" without warranty of any kind. THE INFORMATION PROVIDED IN THIS DOCUMENT IS DISTRIBUTED "AS IS" WITHOUT ANY WARRANTY, EITHER EXPRESS OR IMPLIED. IBM EXPRESSLY DISCLAIMS ANY WARRANTIES OF MERCHANTABILITY, FITNESS FOR A PARTICULAR PURPOSE OR NONINFRINGEMENT. IBM shall have no responsibility to update this information. IBM products are warranted, if at all, according to the terms and conditions of the agreements (for example, IBM Customer Agreement, Statement of Limited Warranty, International Program License Agreement, etc.) under which they are provided. Information concerning non-IBM products was obtained from the suppliers of those products, their published announcements or other publicly available sources. IBM has not tested those products in connection with this publication and cannot confirm the accuracy of performance, compatibility or any other claims related to non-IBM products.

IBM makes no representations or warranties, express or implied, regarding non-IBM products and services.

The provision of the information contained herein is not intended to, and does not, grant any right or license under any IBM patents or copyrights. Inquiries regarding patent or copyright licenses should be made, in writing, to:

IBM Director of Licensing
IBM Corporation
North Castle Drive
Armonk, NY 10504-1785
U.S.A.

Performance is based on measurements and projections using standard IBM benchmarks in a controlled environment. All customer examples described are presented as illustrations of how those customers have used IBM products and the results they may have achieved. The actual throughput or performance that any user will experience will vary depending upon considerations such as the amount of multiprogramming in the user's job stream, the I/O configuration, the storage configuration, and the workload processed. Therefore, no assurance can be given that an individual user will achieve throughput or performance improvements equivalent to the ratios stated here.

© Copyright International Business Machines Corporation 2007. All rights reserved.

Note to U.S. Government Users - Documentation related to restricted rights-Use, duplication or disclosure is subject to restrictions set forth in GSA ADP Schedule Contract and IBM Corp.