

Greetings,

As a valued **IBM Business Partner** who works with **IBM CICS**, we'd like to make sure you're getting the most out of the programme.

Below we suggest **three simple ways** you can maximise the value you get from working with IBM CICS.

1. Do you support CICS V5.1? Get promoted on the IBM CICS website.

If you support CICS TS V5.1 then you are eligible to join our [list of CICS TS V5.1 adopters](#) in the IBM Global Solution Directory (GSD), and showcase how your company is keeping up with the latest CICS technology. The list is linked to from the [IBM CICS Partners page](#), pointing customers directly to it.




So how can you join the list? It's easy: all you need to do is update the product information for your offering in the IBM Global Solution Directory (GSD) to reflect CICS TS V5.1 support. Once this is completed, your solutions will automatically appear on the IBM site.

Scroll down for our step-by-step guide to updating GSD.



2. Have a great CICS-related customer success story? We want to shout about it.

There are several ways to promote your CICS-related customer successes...

-  **Do you have a customer reference demonstrating your products meeting the needs of the CICS community?**
We may be able to publish an **IBM Case Study**. To get started, submit the reference at ibm.com/partnerworld/references.
-  **Do you have a news feature or product announcement that involves CICS?**
We could use our **CICS social media** channels to help spread the word. Send us the details at CICSETP@uk.ibm.com.
-  **Are you planning a webcast, or a presentation at an upcoming event?**
We could provide a **CICS specialist** to join you to discuss the latest advances in CICS - or the value of any of our IBM tools. Contact CICSETP@uk.ibm.com to explore the options.

3. Want to get ahead of the game? Be part of the next CICS Transaction Server Beta.

The CICS Early Test Programs team are pleased to offer you the opportunity to participate in the Beta Program for the next release of CICS. This Beta Program will allow you to interact directly with CICS Development, gain insight into forthcoming new function, and be provided with free education and support. This opportunity will also give you the ability to feed back your thoughts on functions and allow you to influence the future direction of CICS products.



For further information please contact the CICS Early Test Program team at CICSETP@uk.ibm.com.

Updating GSD: A Step-by-Step Guide

If you have any questions, or you cannot locate your IBM PartnerWorld log in credentials, please do not hesitate to contact us at CICSETP@uk.ibm.com.

- Navigate to the GSD webpage: www.ibm.com/partnerworld/gsd
- Select 'Create and update your solutions'
- Log in using your IBM PartnerWorld ID and password
- Find the solution you would like to update, and click 'Edit' next to the solution in the 'General information and translations' box
- Click on the 'Technical' tab and select 'Middleware and more...'
- Navigate to the 'IBM Middleware' area of the page and click the 'Add or change' button
- Check the box to state support for IBM CICS TS V5.1 (you can also state support for CICS TS V4.1 or V4.2 here if you haven't already)
- Click 'Submit' in the Middleware selection area
- Click 'Submit' again at the bottom of the 'Middleware and more...' page