



Lotusphere 2005

ENVISION

DECISIONS

Best of Lotusphere 2005

Vendredi 11 Mars 2005 – Paris La Défense



Agenda après-midi

14h00 Introduction : « architecture client riche : évolution ou révolution ?

Thomas Coustenoble – IBM Lotus Market Manager

14h15 IBM Workplace Collaboration Services v2.5

André Wolf – Consultant technique IBM Lotus

15h00 WebSphere Portal v5.1

Stéphane Papaix – Consultant technique IBM Software

15h45 : Pause

16h00 Le point sur la gestion des contenus

Herbert Hilhorst – IBM Lotus Pan EMEA Technical Sales

16h45 : Conclusion & Q/R



Lotusphere 2005




ENVISION

DECISIONS



Architecture client riche Evolution ou révolution ?



Thomas Coustenoble
IBM Lotus Market Manager

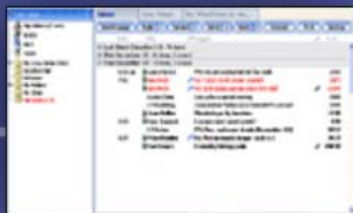
IBM Workplace : permettre aux personnes de communiquer, de partager l'information, quel que soit le terminal utilisé (lié au mode de travail) tout en leur offrant des services collaboratifs / applicatifs adaptés à leur métier / secteur



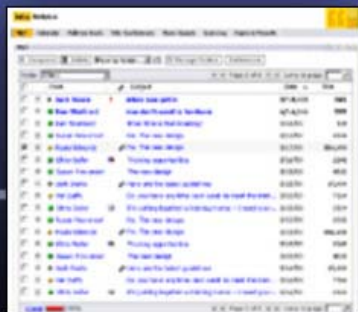
Terminaux mobiles



Client riche



Client léger



Services assemblés, au sein d'une interface dynamique et conviviale

Données
Applications
Contenus
Processus

Développer le travail collaboratif tout en capitalisant sur les investissements existants et en apportant de la flexibilité au niveau du SI

Screen Sharing
 Stop Sharing Allow Control

Last update: May 27th, 2004 Welcome, Kevin Mills

Undo Full S...
 Undo Full Screen

open

CUSTOMER CENTRAL PRODUCTS & SERVICES BANK INFORMATION NEWS & UPDATES MY BANK HOME COLLABORATION

Mary Smith

Client Details

★★★★★ Customer Number: 2245-8870-236



Contact Info
 12809 Sycamore Lane
 Bridgewater, NJ 08807
 (H) 908-555-2312

Recent Communication

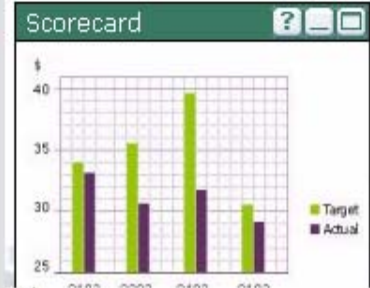
Details	Date	Time	Activity
✉	11/6/2004	10:33AM	Daughter just departed college. Looking into ways to ease financial transition for daughter.

Fast path
 Favorites
 Search
 Search for: Customer
 Search by: Customer no.
 Customer no:
 Search Advanced search

People Directory
 Work Place 1
 Cust Serv Reps
 Mary Jones 44321
 Jim Case 45678
 Kevin Mills 40987
 Fin Advisors
 David Cameron 45432
 Molly Thomas 48754
 Jim Webb 40865

Recent Customers

Client	Last viewed
Mary Smith	11/11/2004
Michael Henderson	11/11/2004
Arthur Johnson	11/10/2004
Harrison Jackson	11/10/2004
Bradford Pear	11/10/2004
Sarah Blakely	11/9/2004



Accounts Recent Activity Background Other Information Cart

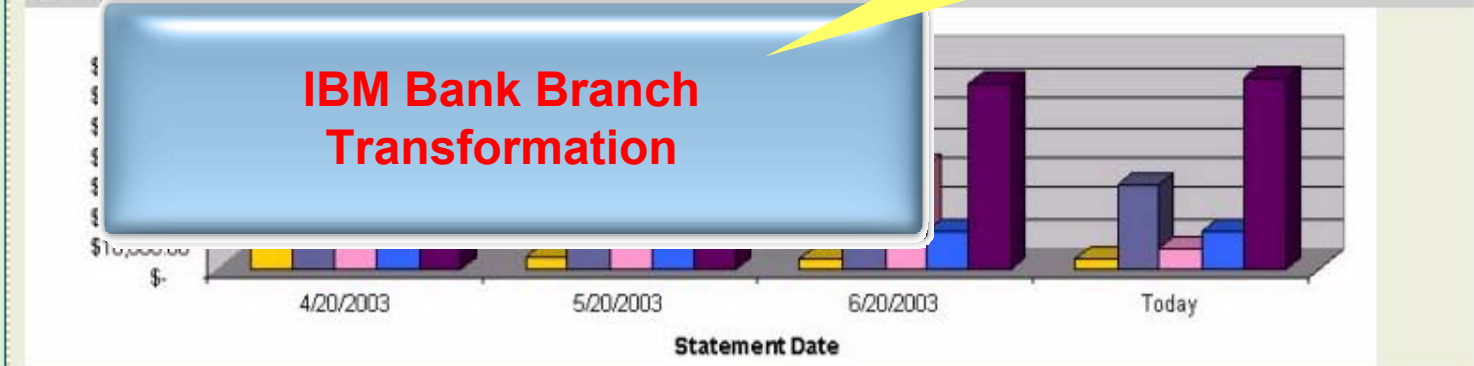
Overall Mix * Interest Checking Savings Visa * Mortgage Advisor *

A c c o u n t s M i x O v e r v i e w

Key	Account Number	Account Name	Current Balance
Yellow	234786-2999-200-1289	Preferred Checking	\$3,400.
Blue	100292-2777-001-2001	Money Market Advantage	\$27,865.
Pink	100201-2001-100-2992	Savings Platinum	\$6,500.
Light Blue	4356-2992-2999-0000	Visa Gold	\$12,345.
Purple	200202-2992-277-3553	180 day CD	\$63,090.76

Solution de poste de travail intégré pour les agences bancaires (dossier client, contacts, rapports d'activités...)

Relationship Mix



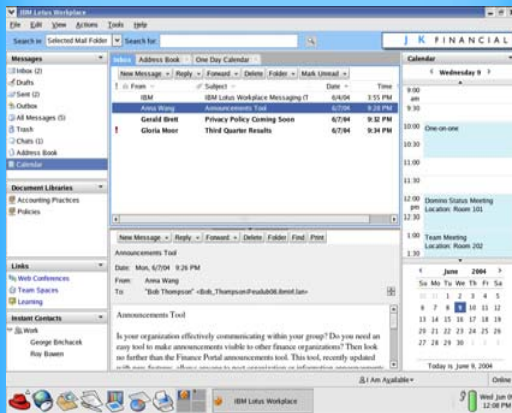
IBM Bank Branch Transformation

Advisor
 11/11/2004: Refer client to Financial Advisor to discuss savings plan for daughter. Investigate further
 18 Month CD E-mail Updates

Architecture client riche : faciliter l'intégration au niveau du poste de travail

IBM Workplace Client

Banque, RH, Public...



Accès client riche

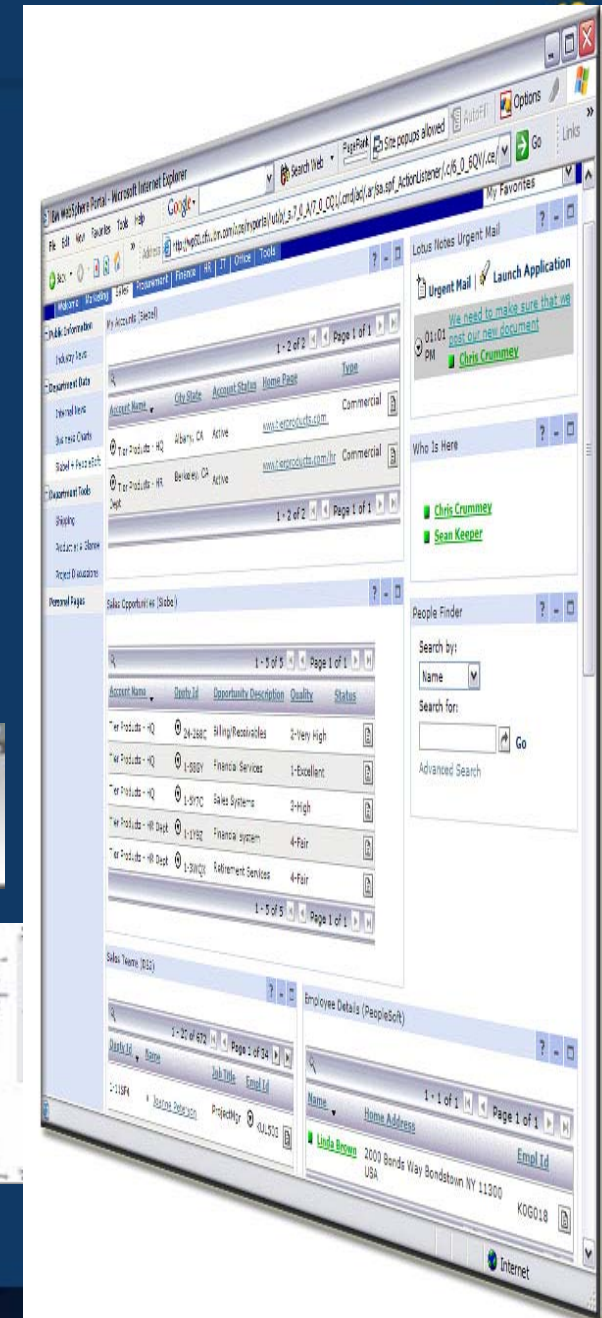
- Drag & Drop
- Offline & Synchronisation
- Editeurs bureautiques
- Exportation vers Office et PDF
- base de données cryptée

Authentification / OS / SSO

Mise à jour automatique du client

Déploiement sur le poste client basé sur des rôles

Utilisation de XML
S'adapte à la bande passante

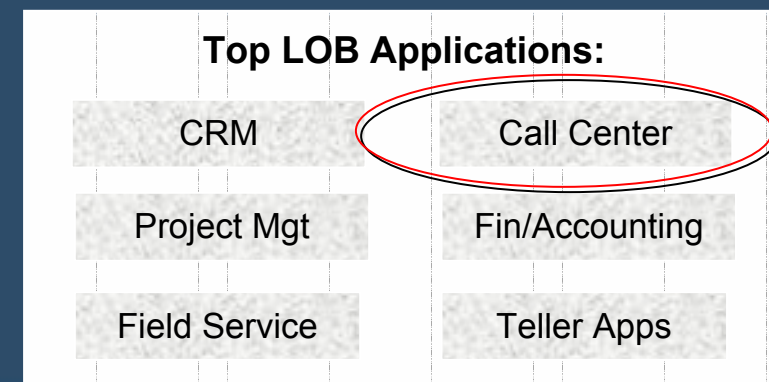



Portlets, Plug-ins

Client riche : pour qui ? Pour quelle utilisation ?

- Profil des sociétés concernées :
 - ... Multi-sites
 - ... Réduction de coûts et transformation des rôles / du modèle économique
 - ... Nombre significatif d'utilisateurs accédant à des applications dédiées
 - ... Besoin de déployer des applications dans un environnement d'OS hétérogènes : Windows, Linux or Mac
 - ... Sensibilité à la sécurité, l'auditabilité

- Côté applications :
 - ... Entrée de nombreuses données avec besoin de validation rapide (customer care), manipulation de données (trier, filtrer)
 - ... Opérations en mode déconnecté
 - ... Utilisation de web services et accès à de multiples sources de données
 - ... Réponse en temps réel et visualisation





00:00:00 You are not logged into the phone system

Identify Customer - Martin 536477

Service Request: Process Customer Requests

Name	Mr. Thomas Paul Martin	Gender	Male	Customer Alerts
Status		Date of Birth	January 15, 1949	
Government ID	432-45-9834	Address As		

Activities Summary Customer Accounts History

- Change Customer Details
- Change Address
- Change Contact Info
- New Account
- Change PIN
- Current Activities >>

Customer	
Customer Number	536477
Name	Mr. Thomas Paul Martin
Address As	
Gender	Male
Birth Date	January 15, 1949
Government ID	432-45-9834
Marital Status	Married
Home Address	Unit
Home Phone	
Employer	Internet Central Ventures
Work Phone 1	1408555-9871 x8456

Relationships History		
Date	Label	
November 18, 2004	New Account	✓
November 18, 2004	Identify Customer	✓

Back Forward Refresh Stop Go

New Message Reply Forward Delete Folder Find Print

IBM Lotus Workplace Messaging (TM)
 Date: Wed, 9/15/04 3:55 PM
 From: IBM
 To:
 Bcc: WPS Admin

Welcome to IBM Lotus Workplace Messaging™!

Your account is now active, and you can send and receive messages immediately. Even if you've never sent e-mail before, Lotus Workplace Messaging makes it simple to share information with your colleagues.

- Send and receive messages

I Am Available

ENVISIONS DECISIONS



Principaux avantages du client riche d'IBM

- Composer de façon dynamique un poste de travail
- Travail mode déconnecté pour les applications du portail
- Réduction du TCO grâce au client géré par le serveur (déploiements automatiques, provisioning), capitalisation sur les investissements en place (annuaire LDAP, portail...)
- Réduction des coûts de formation, de support grâce à une navigation intuitive et personnalisée.
- Sécurité déterminée au niveau du serveur (appliquée sur le client et le serveur)
- Editeurs bureautiques intégrés
- Choix et flexibilité des plates-formes (serveur et client : Linux, MacOs, Windows...)
- Utilisation de standards : OSGI, Java, Eclipse, J2EE, XML, SyncML, etc.
- Modèle homogène pour les terminaux mobiles
- Réutilisation des développements et possibilité de "customization" forte
- Services collaboratifs "out of the box" proposés par IBM

Client Market Trends

- **"Next generation" rich client technologies** will increase within IT environments as a strong alternative to HTML for applications, according to analysts.
- **Technology shift** from client/server to service oriented architectures (SOA)
- **Customers seek hybrid client models** that are "rich" and "smart," integrating the rich user interactivity and offline capabilities of traditional fat clients
- Although e-mail is a mature market, there's **strong market demand for new email-centric functionality** related to antispam, content filtering, antivirus.
- Collaboration, content management and portal **SW markets are converging**, increasing demand for a wide variety of client devices.



"Dassault Systemes' 3D technology integrated with IBM Workplace Client Technology is a great illustration of how innovative companies will be able to capitalize on their existing investments leveraging the right PLM based on XML. Its impact goes far beyond manufacturing industry as 3DXML and IBM's Workplace Client becomes fundamental for collaboration" –

Dominique Florack, Dassault Systemes EVP Research & Development



The screenshot displays the IBM Lotus Workplace client interface. At the top, the title bar reads "IBM Lotus Workplace" with a menu bar containing "File Edit View Actions Tools Help". Below this is a dark header for "Dassault Systemes 3D For All" with "IBM Workplace Services" and a search bar. The main workspace is titled "H Car" and features a 3D wireframe model of a car body. To the left of the model is a hierarchical tree view under "Products" with sub-items like "CarBody", "Style.1", "Windshield.1", "Hood.1", "FLWing.1", "FRWing.1", "FR Wing", "Roof.1", "RLWing.1", "RRWing.1", "RearDoor.1", "FLDoor.1", "FRDoor.1", "RLDoor.1", "RRDoor.1", "RadiatorGrill.1", "Radiator Grill", "FrontBumper.1", and "Front Bumper". A toolbar above the model includes "Save", "New", "Open", and "Zoom: 100%". On the right, a "Properties" pane shows details for "H Car.3DML", including its type, creation/modification dates, owner (William Hunt), checker (Marie Dupont), project (H Car), and organization (Consumer). Below this is an "Instant Contacts" list with groups like "Work (1)" and "Technical Round Table (3)", listing names such as Anders Hamilton, Julie Marx, Karl Muller, Renee Boulanger, Silvio Damato, and George Martin. The bottom of the interface shows a standard Windows taskbar with various icons and a system tray area with the "ENOVIA" logo and "Online" status. The year "2005" is visible in the bottom right corner.



ENVISION

Lotusp^here[®] 2005

DECISIONS





Lotusphere 2005

ENVISION

DECISIONS

IBM Workplace Collaboration Services 2.5

Best of Lotusphere 2005

Vendredi 11 février 2005 – Paris La Défense

André Wolf - Ingénieur Avant-Vente Lotus

Agenda

- **Why IBM Workplace**
- IBM Workplace Collaboration Services:
 - Capabilities
 - Deployment
- Conclusion

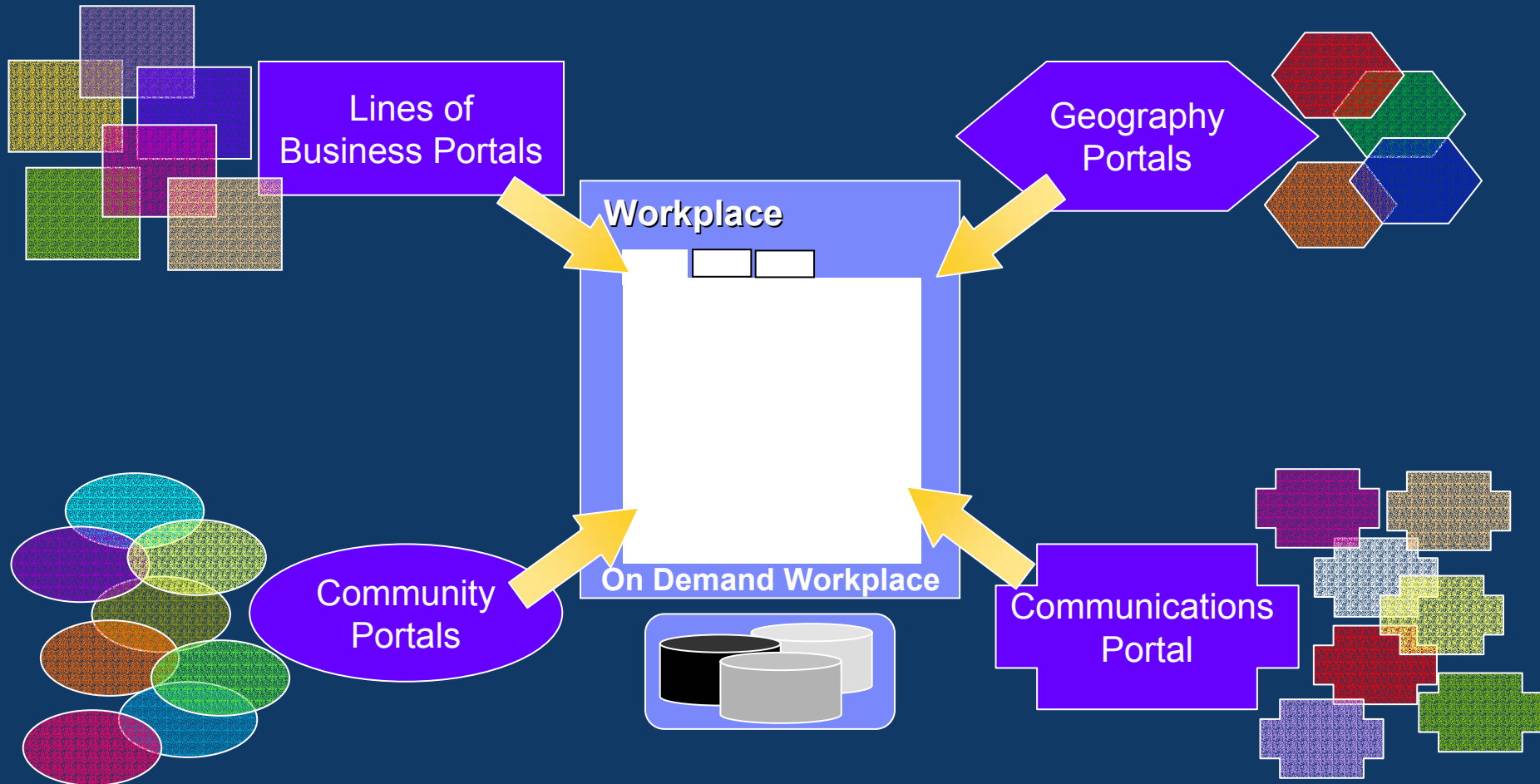
Volkswagen



“Today, 70% of the time of our people is spent by analyzing, searching information and only 30% by making intelligent decisions. We want to flip the ratio 70/30, by providing 70% of intelligent and analytical time decision making and only 30% of administrative work.”

— Dr. Martin Hofmann
Exec. Director, Group Supply Strategy
Volkswagen AG

The IBM vision is to move from unit portals & standalone applications to a single workplace



Introducing IBM Workplace Collaboration Services ENVISION

The Product for Everyday Collaboration

DECISIONS

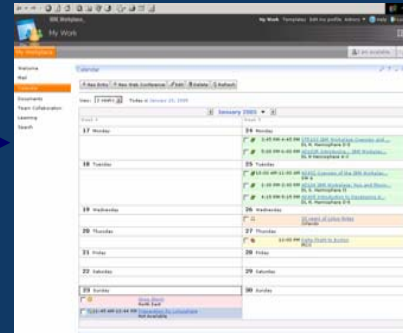
A single product providing a range of fully integrated ready-to-use communication and collaboration tools that enable people to do their jobs more effectively – anytime, anywhere.

Workplace Collaboration Services

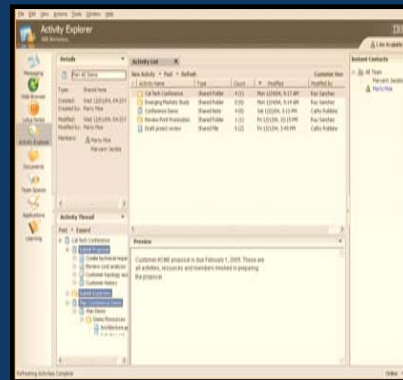


- Mail/Calendar
- Instant Messaging
- Presence awareness
- Team spaces
- Web conferencing
- Learning
- Web content management
- Document management
- Document editors
- Workplace APIs
- Templates
- Forms
- Activity explorer
- Etc.....

Planned for 31st March 2005 availability



Access via Web browser



Access via Workplace Rich Client

Pre-reqs Workplace Client Technology



Access via Workplace Mobile Client

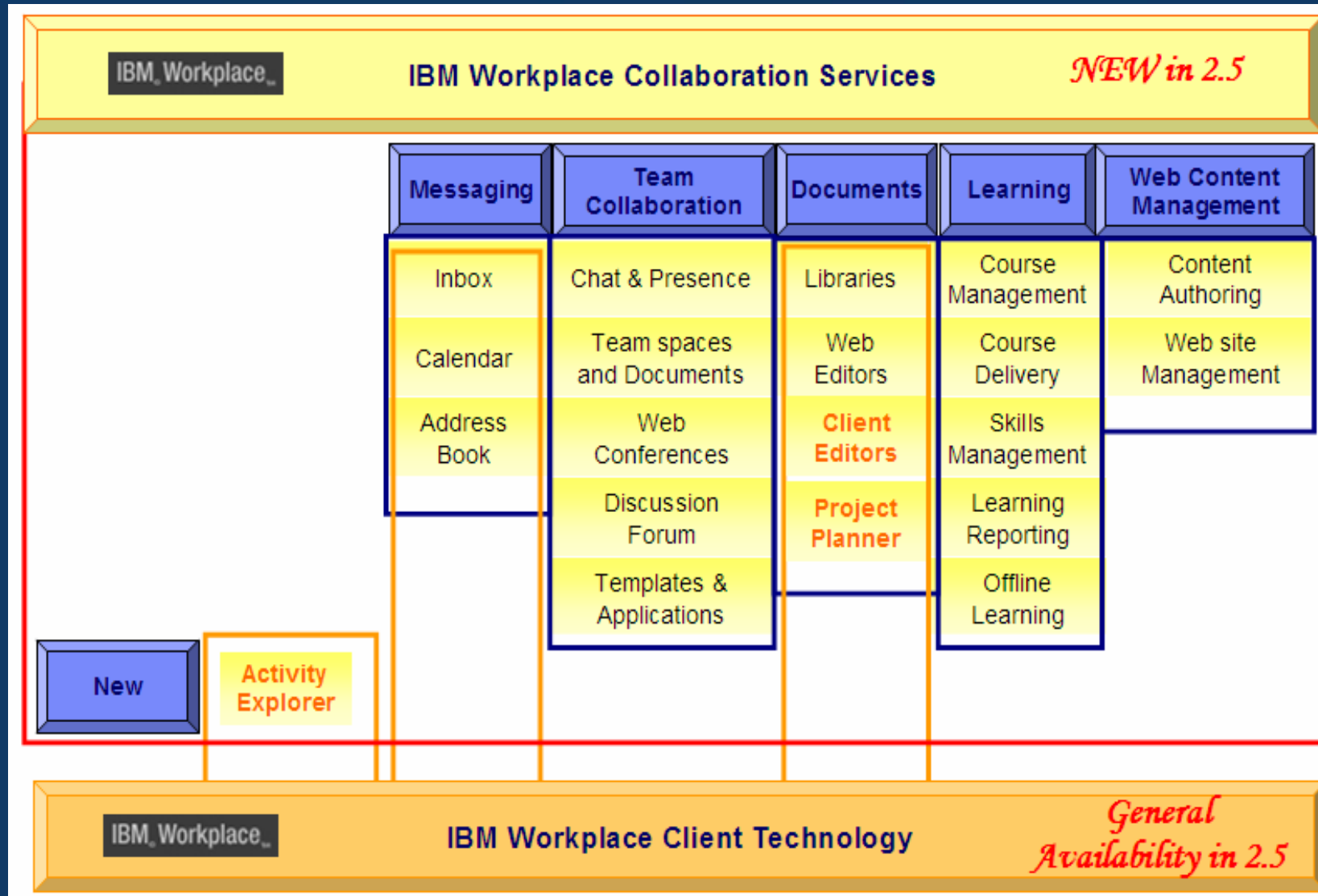
Available in future release
Currently Tech Preview



IBM Workplace Collaboration Services - Overview

ENVISION

DECISIONS



Agenda

- Why IBM Workplace
- IBM Workplace Collaboration Services:
 - Capabilities
 - Deployment
- Conclusion

Back | Favorites | Search

IBM Workplace **My Work** Templates Administration Edit my profile Actions

IBM Workplace Collaboration Services

NEW in 2.5

My Work

- Welcome
- Team Collaboration
- Documents
- Messaging
- Learning
- Web Content Mgmt.
- Search

What is this offering ?

- 1. A rich collaborative environment**
 - Provides a set of tools for different types of collaborations: ad-hoc, activity-centric, team, formal
 - Intuitive and consistent role-based user interface
 - Central management and provisioning of end users' environments reduce administration costs
- 2. A Portal-based interface for integrating applications**
 - Ex: Domino-based apps., with browser or rich client

Key Features

- 1. Team Collaboration**
- 2. Document Management**
- 3. Messaging**
- 4. Learning**
- 5. Web Content Management**
- 6. Centrally managed, easy to use, user management**
- 7. Integrates with rich client (additional purchase)**
 - Offline use and synchronization with server stores increase productivity
 - Mobile access for email and calendar (preview)
- 8. Common infrastructure**
 - Easy "Archive" installation for speedy deployments
 - Platform independence to optimize investments

New in the 2.5 release

- 1. User Interface enhancements**
 - Multiple skins & themes for a better selection of user interfaces
 - Quickly customize pages with drag & drop
 - Fly-out controls (instant contacts) for a cleaner layout and speedy launch
 - Application launcher for the rich client
- 2. New platforms**
 - iSeries (OS/400) and Sun Solaris
 - MS SQL Server 2000. MS AD 2003
- 3. Speedy and simple installation**
 - "Archive" installation saves time for IT and enhances reliability
- 4. Performance enhancements**
 - Currently scales to department sizes
- 5. Activity Explorer (requires rich client)**
 - Activity & process centric collaboration
 - Merges collaboration "objects" in one central place
- 6. Data Access tool (requires rich client)**
 - Create custom database-based applications with forms, views and reports
- 7. Notes Application Plug-in for rich client**
 - Run native Notes applications in rich client
- 8. Microsoft integration**
 - Document library and editors

Workplace collaboration services layout

IBM Workplace - Mozilla Firefox

File Edit View Go Bookmarks Tools Help

http://apqe10.lotus.com:9081/lwp/myworkplace!ut/p/.cmd/cs/.ce/7_0_A/.s/7_0_FL/.s.7_0_A/7_0_FL#

IBM Workplace My Work Templates Administration Edit my profile Actions Help Log out

My Workplace Pandemonium I am available

Welcome

- Mail
- Calendar
- Team Collaboration
- Learning
- Search

Getting Started

IBM Workplace brings your team, information, and applications together in a dynamic work environment that helps people be more productive.

Setting your online status
From the My Work navigation bar, click your online status link to display the menu of actions for managing your person link.

Working with people
Click the people palette to expand it and display People Finder and Instant Contacts.

Customizing pages
Click the content palette to expand it and display portlets and lists that you can add to the pages of your applications.

Working with applications
From the My Work navigation bar, click the name of the application.

Searching for information
From the My Work navigation bar, click Search to find content in your applications.

Getting help
Click the Help icon or button in any

Downloads
Your administrator has

Bookmarks

- IBM Workplace
- IBM Lotus Workplace
- Lotus Workplace Quick
- Lotus Workplace Freq
- Lotus Workplace Self
- Lotus Documentation
- Lotus Workplace Doc
- Lotus Workplace Foru
- IBM Software Support

People Finder

Search by:
Name

Search for:
Search

Advanced Search

Instant Contacts

Actions

- New contact...
- New group...
- Start chat...
- Organize list...
- Show online contacts only
- Expand all groups
- Collapse all groups

empty. To add a person to in the actions menu above

IBM Workplace..

IBM Workplace Version:

Licensed Materials - Proprietary
Corporation 2003, 2005.
Workplace are trademark
countries, or both.

Java and all Java-based t
Microsystems, Inc. in the
trademarks are trademar

Back Favorites Search

IBM Workplace My Work Templates Administration Edit my profile Actions

Team Collaboration

My Work

- Welcome
- Team Collaboration**
- Documents
- Messaging
- Learning
- Web Content Mgmt.
- Search

What is this set of capabilities ?

- Integrated synchronous & asynchronous collaboration based on J2EE architecture**
 - Ad-hoc collaboration (Instant Messaging)
 - Team collaboration (Team Spaces)
- Part of a larger collaboration platform**

Key Features

- Presence & Instant Messaging**
 - Live names, contact lists, multi-way chatting
 - Based on SIP/SIMPLE standard for easier integration
- Web Conferences**
 - Share presentations and files (e.g. MS Office), URLs and screens
 - Edit the agenda, invite attendees, download files
- Team Spaces**
 - Self-service web site creation, based on templates that can contain discussion forums (with categories, and optional moderation), task lists, persistent chat rooms, team calendars with web conferencing integration, and, collaborative document management
 - Membership management & access control
- Editing application templates and forms**
 - Self-service tool for power users to create and edit templates and forms, to build custom applications, that can better meet their business needs

New in Team Collaboration 2.5

- More Team Space templates**
 - Ex: Customer support, Event planning
 - ... or create new custom apps with your own fields and views to meet your needs
- More "built-in" portlets**
 - Built-in portlets (FAQ's, milestones, issues, etc..) are building blocks for rich applications
 - Can be customized to meet your needs
- Enhanced navigation**
 - Streamlined creation of team spaces
- Document management enhancements**
 - MS Office and MS Windows integration

Integration points for collaboration

- IM gateway for integration with Sametime**
 - Chat with non-Workplace users
- Other Workplace applications are enabled for presence and chat**

Templates

- Templates allow you to customize and roll-out rich applications for specific constituencies
 - Simple browser-based design provides flexibility and rapid application deployment
 - Consistency: deployed applications are based off templates

- Design new applications that meet your users' needs:
 - Use out-of-the-box templates:
 - **Applications:** Event Planning, Sales Team, Marketing Team, HR Team, Customer Support Team, Employee HR Site
 - **Forms:** Agenda, Announcements, Attendance, Custom, Customer Contacts, Employee Directory, FAQ's, Invitations, Issues, Links, Milestones, Minutes, Prospects, Sales Tracking, Sign-up Sheet, Survey, Vacations
 - Or create your own custom templates for applications and forms

The image shows two screenshots of the IBM Workplace Templates interface. The left screenshot displays the 'Application Template Library' with a list of templates and 'New...' and 'Import...' buttons. The right screenshot displays the 'Form Template Library' with a 'New...' button and a table of form templates.

Name	Owner
Agenda	wps admin
Announcements	wps admin
Attendance	wps admin
Custom	wps admin
CustomerContacts	wps admin
Directions	wps admin
EmployeeDirectory	wps admin
FAQs	wps admin
Invitation	wps admin
Issues	wps admin

Back Favorites Search

IBM Workplace My Work Templates Administration Edit my profile Actions

Documents

My Work

- Welcome
- Team Collaboration
- Documents**
- Messaging
- Learning
- Web Content Mgmt.
- Search

What is this set of capabilities ?

- A standards-based document management system with core document library services and integrated collaborative capabilities**
- Enhanced features with rich client**
 - Productivity tools (documents, spreadsheet, etc..)
 - Offline use and synchronization of document libraries with the server

Key Features

- Document management**
 - Document lifecycle: check-in/out, versioning, drafts
 - Nested document libraries with custom views and folders for better organization of documents
 - Set up library memberships and document access rights for a secure repository
 - Import MS Office documents
 - Cross library document searches
- Productivity tools**
 - Compose/edit documents with editors (word processing, spreadsheet, presentation)
- Optional server-managed client capabilities:**
 - Dynamic client provisioning, configuration & upgrade
 - Offline capability with server synchronization
 - Rich document editors are available when original application is not available
 - Drag-and-drop documents from file system to a secure managed document repository

New in Documents 2.5

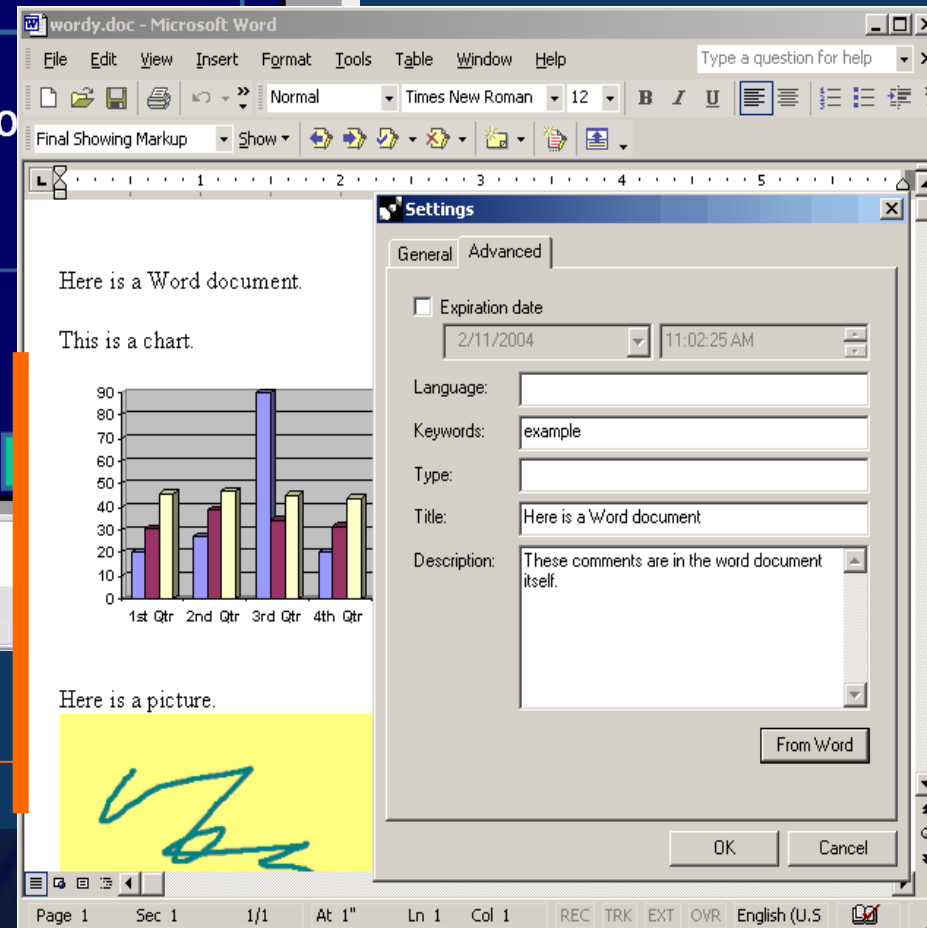
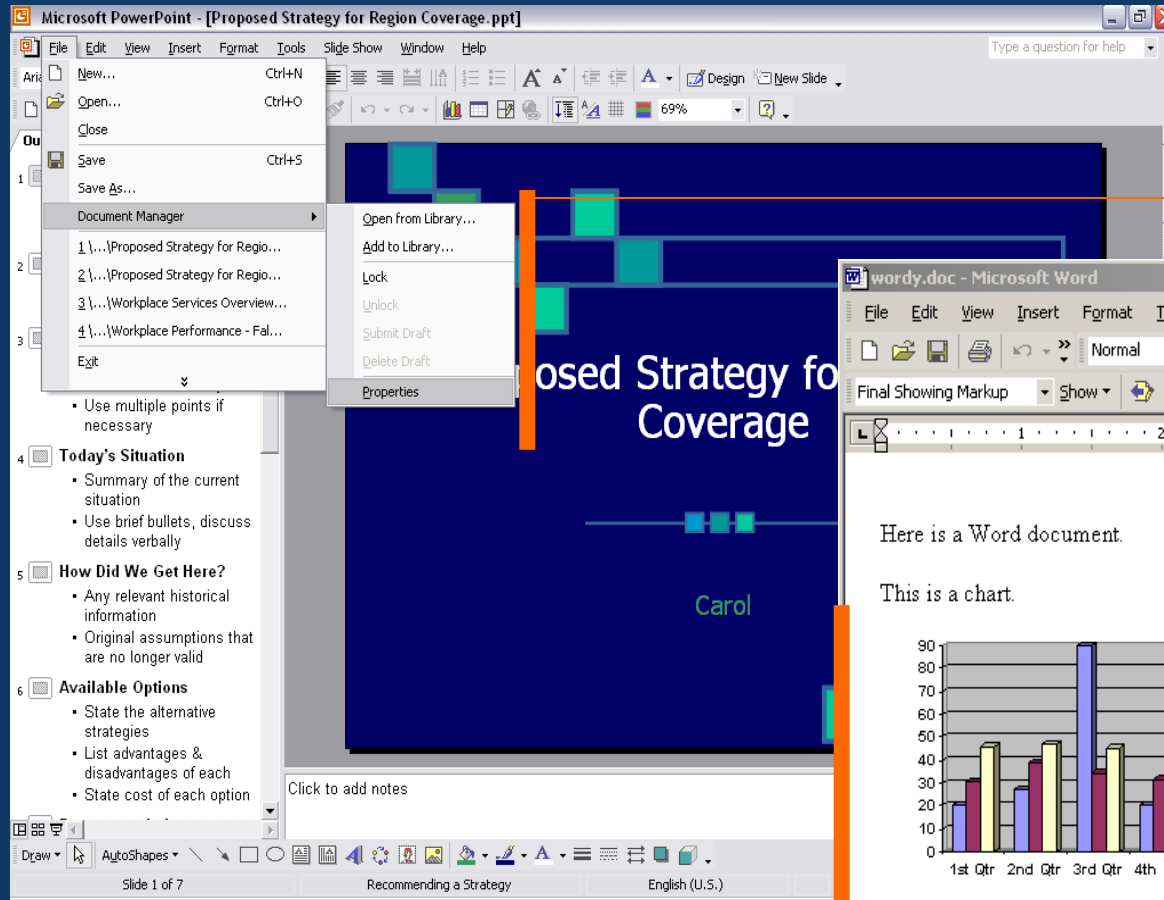
- MS Windows Explorer integration with document libraries**
 - Use a familiar interface
- File Menu integration for MS Office**
 - Blends Workplace into the users' familiar environment
- New Productivity tool: Project Planner**
 - A new tool to enable tracking & reporting of project data with a Gantt chart view
 - Integrates with MS Project

Integration points for collaboration

- Enabled for presence and IM**
 - Instant collaboration with document authors and editors
- Comments on documents**
 - Promote quality of repository, keep track of changes and requests
- Save mail and mail attachments directly into document libraries**
 - Facilitate mail archival and promote reuse of information
 - Reduce file sizes

Microsoft Office Integration

Word, Excel, and PowerPoint toolbars are extended to provide direct access to portal functions such as locking, versioning, etc...



Document properties can be stored in portal, searched and used for preview

Desktop Integration

Windows Explorer extension lets you work with server documents as if they were local files

1

Files are automatically stored back on the server after being saved in Windows applications

The screenshot shows a Windows Explorer window titled 'Client' with the address bar set to 'Document Manager\localhost\Document Manager\Documents\Designs\Client'. The left pane shows a tree view of folders including 'Documents', 'Designs', and 'Client'. The right pane displays a list of files:

Name	Author	Last Modified
IBM Workplace Client Update AB call 3 19 2004.pps	wpsadmin	5/12/2004 3:52:01 PM
White paper 1_v02_121903_base_lmdis.doc	wpsadmin	5/12/2004 3:52:10 PM
Workplace Client Integration.ppt	wpsadmin	5/12/2004 3:52:14 PM

In the background, a Microsoft Word document is open, showing text about 'shared objects with dynamic membership' and 'brief conversation that begins as a chat'. It includes a 'Keywords' section and an 'INTRODUCTION' section. A diagram at the bottom of the document illustrates the transition from 'Ad hoc communication (small #)' to 'Active/collaborative collaboration' and finally to 'Formal collaboration (large # of participants)'. The diagram shows a small group of nodes on the left, a larger group in the middle, and a very large, dense group on the right, with arrows indicating the progression between them.

Figure 1: From ad hoc communication to formal collaboration

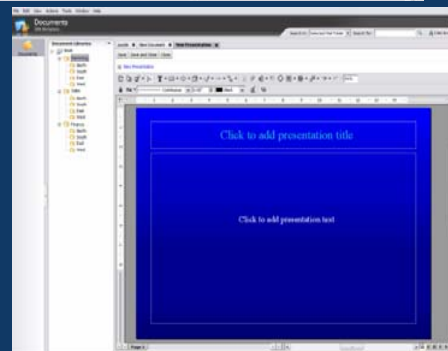
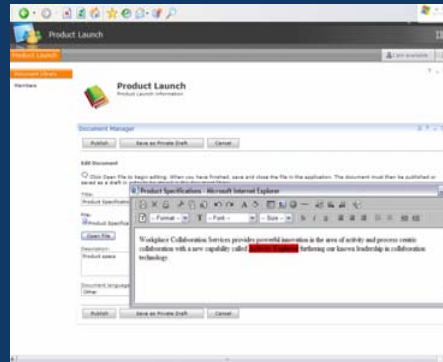
Our research in the Instant Collaboration project [5,6] investigates technologies that can help bridge these gaps between small vs. large numbers of participants, brief vs. extended collaborations, and informal vs. formal structures (see Figure 1). Our project has three goals:

- The first goal is to provide a hybrid system that could, at its margins, accommodate brief and informal interactions, but could also hold longer-term resources that people could share and manage.
- The second goal is to provide hybrid means for

Productivity Tools

Browser-based editors

- Lightweight applications:
 - Word Processing editor
 - Spreadsheet editor
 - Presentation editor
- Inline viewing of many file types and convenient editing of MS Office files:
 - Not a substitute to traditional productivity applications
 - Saves costs and provides better integrated end-user experience



Rich client editors

- Full feature applications requiring Workplace Client Technology (WCT):
 - Word Processing editor
 - Spreadsheet editor
 - Presentation editor
 - Project Planner
- Provide rich and robust functionality of, and, compatibility with MS Office
 - A real alternative to traditional productivity software
 - With the benefits of a centrally managed client

Editors in WCS release 2.5	Web-Based Editors		Rich-client Editors	
	Can read MS Office formats ?	Can save as MS Office formats ?	Can read MS Office formats ?	Can save as MS Office formats ?
Documents	Yes	No	Yes	Yes
Presentation	Yes	No	Yes	Yes
Spreadsheet	Yes	Yes	Yes	Yes

Back Favorites Search

IBM Workplace My Work Templates Administration Edit my profile Actions

My Work Messaging

- Welcome
- Team Collaboration
- Documents
- Messaging**
- Learning
- Web Content Mgmt.
- Search

What is this set of capabilities ?

- 1. A standards-based, lightweight, easy-to-use messaging system**
 - Provides core messaging features
 - Includes built-in collaboration (e.g. presence, web conferencing, archival of emails)
- 2. A messaging solution for un-served users**

Key Features

- 1. Messaging**
 - Compose, reply, forward, print emails
 - Priority, delivery confirmation, signatures, etc...
 - Nested folders for better mail organization
- 2. Calendar**
 - All event types (appointments, meetings, reminders, all-day events, anniversaries)
 - Individual or repeating events
 - Global calendar formats for international users
 - C&S workflow for approvals/rejections.
- 3. Address Book**
 - Personal names and groups, selection from Directory
- 4. Support for Rich client & Mobile client (preview)**
 - Key capabilities exposed through other clients
 - Note: requires additional purchase

New in Messaging 2.5

- 1. Messaging: SPAM filtering & Junk mail**
 - SPAM user voting and smart filtering provide for increased efficiency and productivity
- 2. UI Enhancements**
 - Attention indicators & mail threading for an even more intuitive rich client interface
- 3. Database partitioning on DB2 & Oracle**
 - Overcome database size limitations
- 4. Support for pervasive devices**
 - Use Workplace anywhere (requires additional purchase) = **tech preview !**

Integration points for collaboration

- 1. Enabled for presence and IM**
 - Chat with your mail correspondents for speedier communication
- 2. Mail archival**
 - Archive your mail and attachments into document libraries to save space and promote reuse
- 3. Web conference integration**
 - Launch a web conference from your calendar

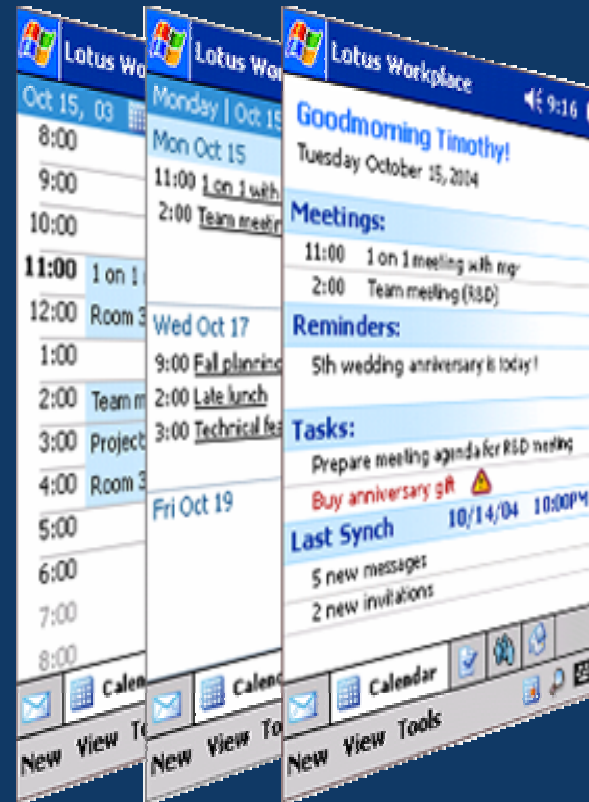
Workplace Mobile Client (Tech Preview)

Mail



- Act on your email
- Stylus tapping optimized

Calendar



- Multiple calendar views
- Manage your calendar

Contacts/IM/ Presence



- Address and phone book
- Live names
- Instant messaging
- 'Quick text'

Back | Favorites | Search

IBM Workplace **My Work** | Templates Administration Edit my profile Actions

Collaborative Learning

My Work

- Welcome
- Team Collaboration
- Documents
- Messaging
- Learning
- Web Content Mgmt.
- Search

What is this set of capabilities ?

1. **Learning capabilities to enhance Workplace & Portal applications**
 - Ex: Pre-req. messaging course for roll-out of email
 - Ex: Include Sox-related courses for Workplace Business Control and Reporting
2. **A complete learning solution** supporting self-paced, collaborative & classroom-based courses

Key Features

1. **Course Catalog that supports blended learning**
 - Delivery of online courses
 - Schedule classroom-based courses with resources
 - Curricula and certifications
2. **Embed Learning information in other applications**
 - Ex: Recommended courses
3. **Collaboration capabilities**
 - Course discussion areas & document sharing
 - Course calendaring and web conferencing
4. **Report generation**
 - Multiple outputs, schedule reports, email distribution
5. **Course authoring**
 - Tests, quizzes, surveys, learning objects
6. **Skills management**
 - Skills dictionary, individual learning plans

New in Learning 2.5

1. **Course Collaboration template**
 - Promote collaboration between course participants: questions for instructors and experts, discussions to develop new best practices, keep track of tasks and milestones, schedule ad-hoc live sessions
2. **New web service API's to automate external processes**
 - Integrate with ERP systems to retrieve information (e.g. courses) or update user profile and course information

Integration points for collaboration

1. **Enabled for presence and IM**
 - Chat with instructor and students
2. **Collaboration tools available to support courses & tie to communities**
 - Course announcements and outline, discussion forums, tasks, document management, course/team calendars, and web conferences
3. **Email and calendar integration**
 - Course events added to calendar

Course enrolment

This screenshot shows the IBM Workplace user interface in a Microsoft Internet Explorer browser. The page is titled "My Workplace" and features a navigation menu on the left with options like "Welcome", "Mail", "Calendar", "Team Collaboration", "Learning" (highlighted), and "Search". The main content area is divided into sections: "Announcements" (empty), "My Learning" (with "Enrolled Courses" and "Search Catalog..." buttons), "Skills Management", "Career Development", and "Jobs and Skills". A table under "Enrolled Courses" lists one course: "Introduction to J2EE" with the number "101".

This screenshot shows a web conference presentation slide titled "Future of Learning: on-demand expertise and prof. development". The slide content includes:

- Header:** "Future of Learning: on-demand expertise and prof. development", "learning technologies transitioning from traditional learning to learning integrated in portal solutions".
- Timeline:** A horizontal arrow at the top points from "Access" to "Integration" to "On Demand".
- Market Needs:**
 - Traditional Classroom Learning Administration
 - Blended Learning (Classroom & e-learning)
 - Work & Learning Integrated via workflow and app integration
- Dominant Technology:**
 - Classroom Registration and Enrollments Systems
 - Learning Management Systems & Live Virtual Classrooms
 - Portals / workflow / integrated workplace / rich collaboration content management
- Software Vendors:**
 - Registrar
 - Saba, SumTotal Systems, Centra, IBM, WebCT, Blackboard
 - IBM, Microsoft, SAP, PeopleSoft, Oracle, Siebel
- Time Periods:**
 - 1995
 - 1995 - present
 - 2005 -
- Vertical Label:** "The Future of Learning" is written vertically on the right side of the slide.

Back | IBM Workplace | My Work | Templates | Administration | Edit my profile | Actions

Web Content Management

My Work

- Welcome
- Team Collaboration
- Documents
- Messaging
- Learning
- Web Content Mgmt.**
- Search

What is this set of capabilities ?

- 1. A system to author, manage and deliver web content**
 - Manage intranet, internet, extranet sites
 - Integrates collaborative documents (emails, chats, office), rich media and document images
- 2. Web Content Management is also available on native Portal and Domino**

Key Features

- 1. Author web content**
 - Template-based content authoring with WYSIWYG rich text editor to easily create content
- 2. Manage web site**
 - Versioning and roll-back for restoring or creating different versions for multiple uses (e.g. based on date)
 - Integration of information from multiple sources
- 3. Publish web content**
 - Workflow processing and approvals for improved accuracy and relevancy of content
 - Personalized delivery lets author create content once and reuse in many places based on role and preferences

New in Web Content Management 2.5

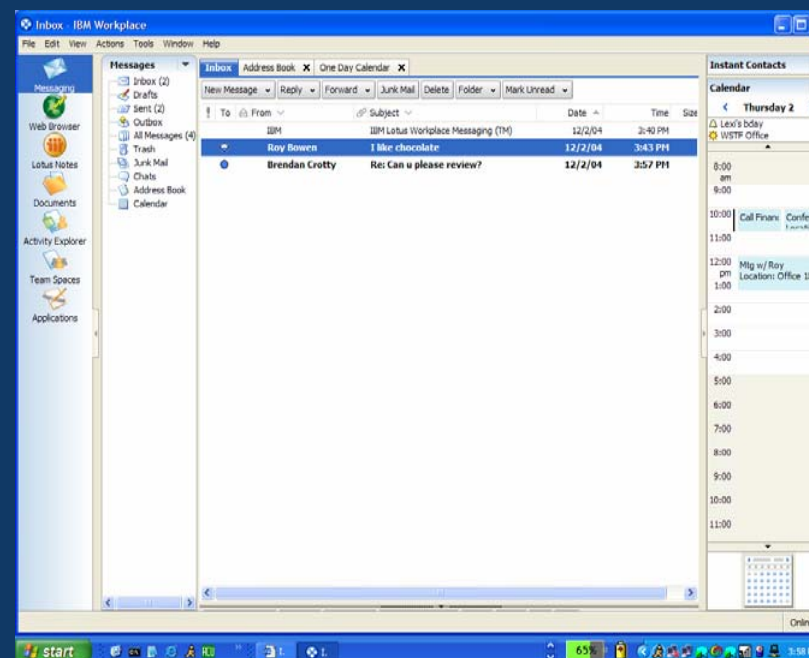
- 1. Enhanced portlet-based UI**
 - Authoring and publishing
- 2. Integration with Workplace User Mgmt.**
 - Simplified user management
- 3. Enhanced integration for installation**
 - Easier installation process

IBM Workplace Client Technology

- Provides Workplace experience through a rich client:
 - Messaging = E-mail, calendar
 - Documents = Library management, editing with productivity components, project management
 - Collaboration Services = Activity Explorer, Data Access

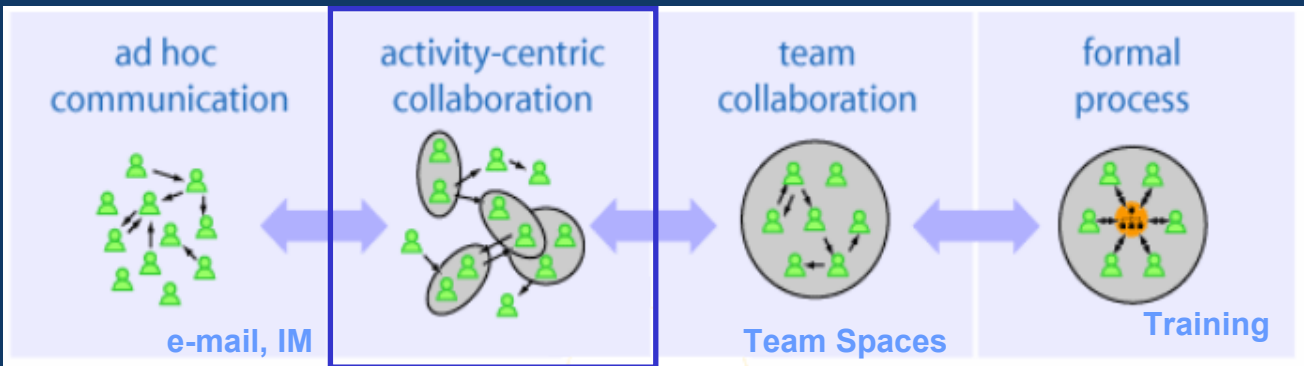
■ Key Benefits:

- Native desktop experience
 - **Rich user interface based on open source Eclipse framework**
 - **Multi-platform – Windows, Linux**
- Designed for manageability, low TCO
 - **Server-managed components**
 - **Role-based provisioning and administration**
- Support for disconnected use & synchronization
- Rich client portal
 - **Broad programmability**
 - **Composite Applications**
 - **New Innovation – Activity Explorer**



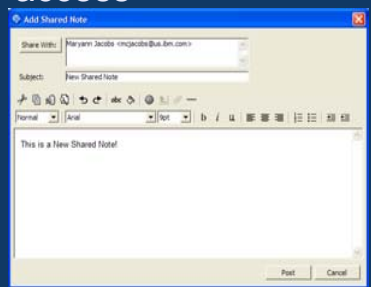
Activity Explorer: A New Collaborative Experience

- Experience different types of collaborations

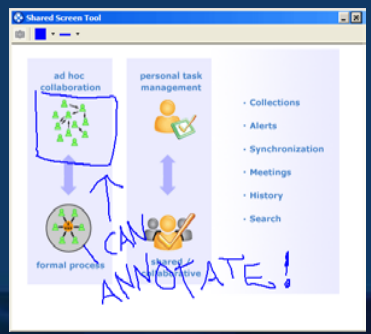


- Use of activity threads for more efficient real-time collaboration
 - Shared contextual views of activities, with threading and hierarchical structure for easy access

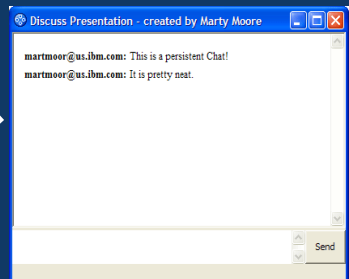
Shared Comments



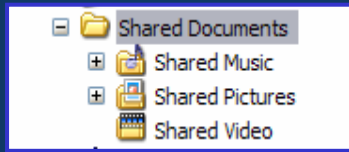
Screens with Annotations



Persistent Chats



Documents



Activity Explorer

The screenshot shows the IBM Workplace Activity Explorer interface. The main window title is "IBM Workplace - Activity Explorer". The menu bar includes "File", "Edit", "View", "Actions", "Tools", and "Help". The interface is divided into several panes:

- Details Pane (Left):** Shows information for a selected activity: "Client Strategy June 15 2004". It lists "Type: Shared File", "Created: Tue 09/28/04, 11:21", "Created by: Susan Adams7999", "Modified: Tue 09/28/04, 11:21", "Modified by: Susan Adams7999", and "Members:". A red box highlights the "Try reaching Acme again" activity in the list below.
- Activities Pane (Center):** Displays a list of activities in a table:

Activity Name	Type	Count	
try a chat from linux	Persistent Chat	0 (0)	Tue 0
More than you bargained for?	Persistent Chat	0 (0)	Tue 0
This is my first activity - be gentle!	Shared Note	0 (0)	Tue 0
Try reaching Acme again	Persistent Chat	2 (0)	Mon
- Instant Contacts Pane (Right):** Shows a contact named "Marty Moore" with options like "Chat...", "Edit...", "Delete...", and "New Shared Note...".
- Activity Thread (Bottom Left):** Shows a thread for "Try reaching Acme again" with a "Re:Try reaching Acme ag" reply.
- Preview Pane (Bottom Center):** Shows a context menu for the selected activity with options: "Post", "Open...", "Open and Alert Members...", "Members...", "Add New Members", "Remove Members", "Paste", "Delete", "Rename", "Shared Note", "Persistent Chat", "Shared Folder", "Shared File", and "Shared Screen".
- Calendar (Bottom Right):** Shows a calendar for Thursday 15 July 2004.
- Notification (Bottom Right):** A yellow box says "Dan Crawford is looking at the shared messageactivity" and "Need to talk to you asap".

Annotations and callouts:

- 1. List of activities:** Points to the central activities table.
- 2. Shows all objects associated to selected activity:** Points to the "Activity Thread" pane.
- 3. Details on the selected object:** Points to the "Details" pane.
- 4. Preview pane:** Points to the context menu in the preview pane.
- 5. Contact List:** Points to the "Instant Contacts" pane.

Central Instruction Box:

Creating an activity is as simple as:

1. Dragging a file onto a contact name ...
2. Right-clicking a contact name or another activity...
3. Using the menu...

Project Planner

- Delivered as rich client component and packaged with:
 - Workplace Collaborative Services
 - Workplace Documents
- Enables tracking & reporting of projects
- Provides a subset of MS Project:
 - View Gantt chart
 - Add project tasks and resources
 - Assign tasks to resources
 - Create sub & summary tasks
 - Link dependent tasks
- Import/Export data from MS Project XML files
 - MS Project 2000 and 2003

The screenshot displays the IBM Lotus Workplace interface. The main window shows a Gantt chart for a project named "Sample.project". The Gantt chart is set for the month of September 2004. The chart shows several tasks with their start and end dates and progress bars. The tasks are:

Id	i	Name	Start Date	End Date	%
1		Task	Sep 21, 2004	Sep 26,...	0
2		Task	Sep 22, 2004	Oct 1, 2...	0
3		Task	Sep 22, 2004	Oct 1, 2...	0
4		Task	Sep 21, 2004	Sep 27,...	0
5		Task	Sep 21, 2004	Sep 27,...	20
6		Task	Sep 21, 2004	Sep 24,...	0
7		Task	Sep 28, 2004	Oct 3, 2...	50
8		Task	Sep 28, 2004	Oct 3, 2...	0
9		Task	Sep 25, 2004	Sep 29,...	0
10		Task	Sep 21, 2004	Oct 1, 2...	50

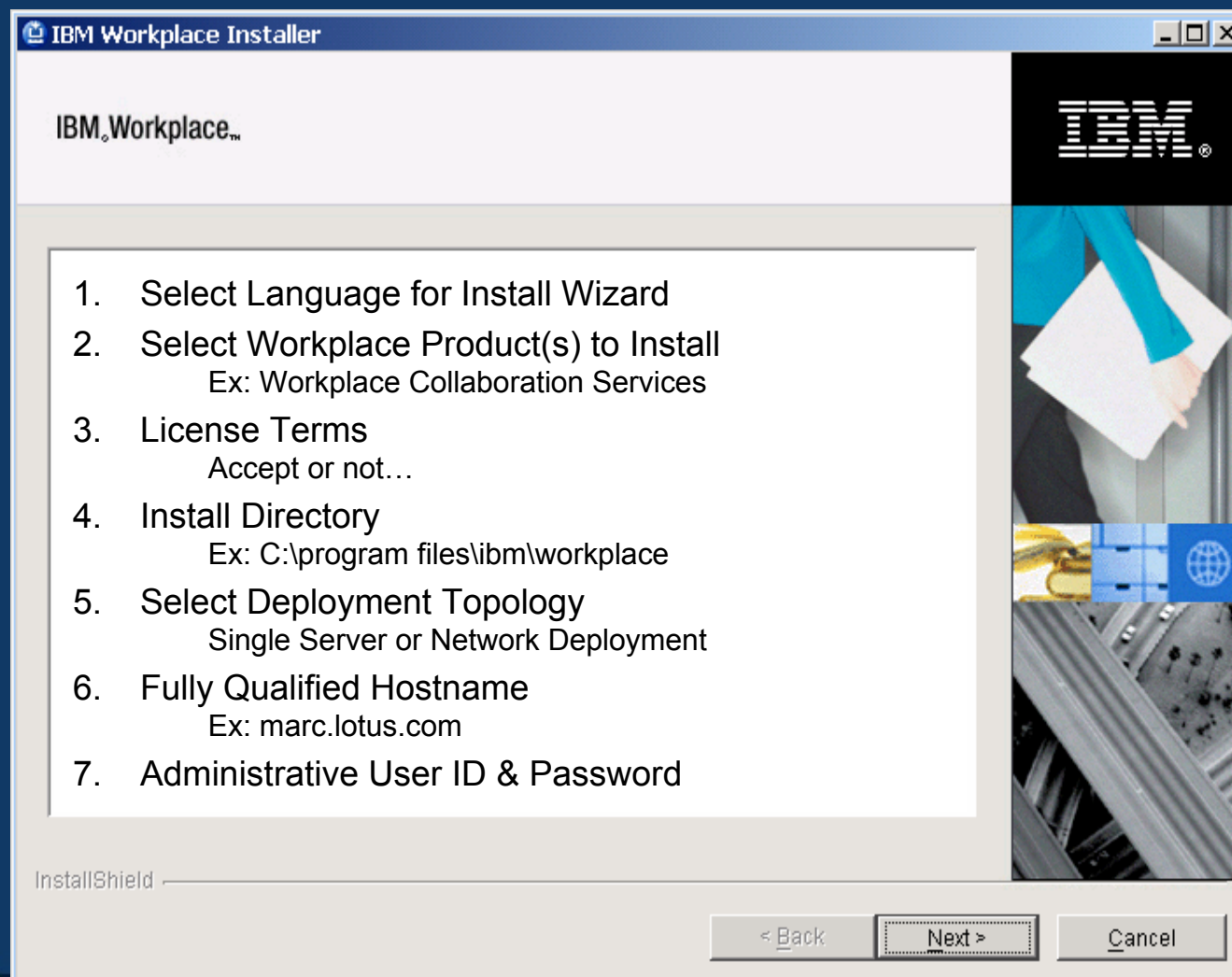
The interface also includes a sidebar with navigation options like Messages, Document Libraries, Links, and Instant Contacts. The bottom status bar shows "Document131171.sxw" and "Reconnect to Instant Messaging" options.

Agenda

- Why IBM Workplace
- IBM Workplace Collaboration Services:
 - Capabilities
 - **Deployment**
- Conclusion

Installation

New "Archive" installation:
From Zero to ... Workplace Collaboration Services... in a few simple steps:

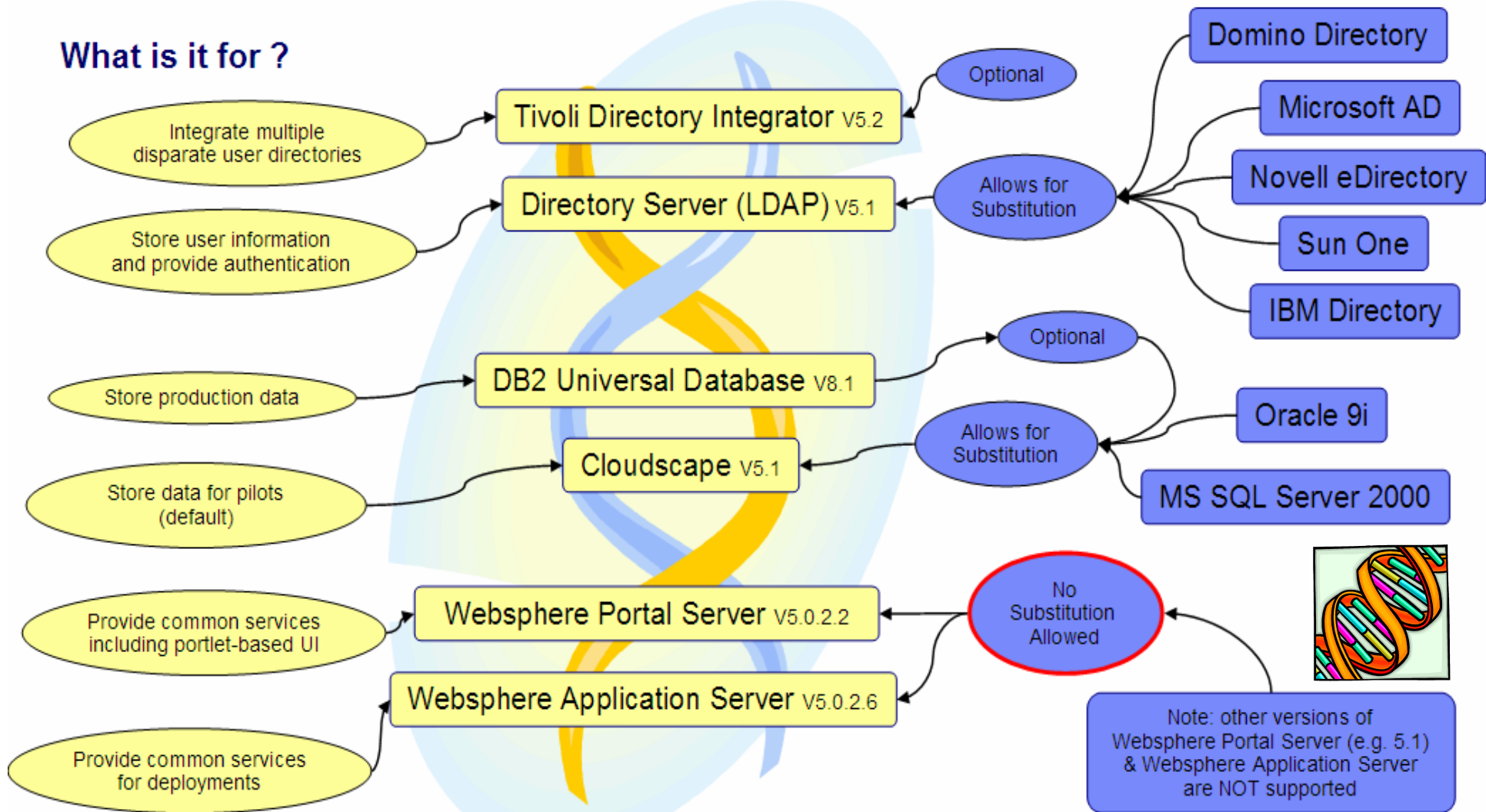


Post-installation tasks required for production:

- i. Connect to LDAP directory
- ii. Replace Cloudscape with another database

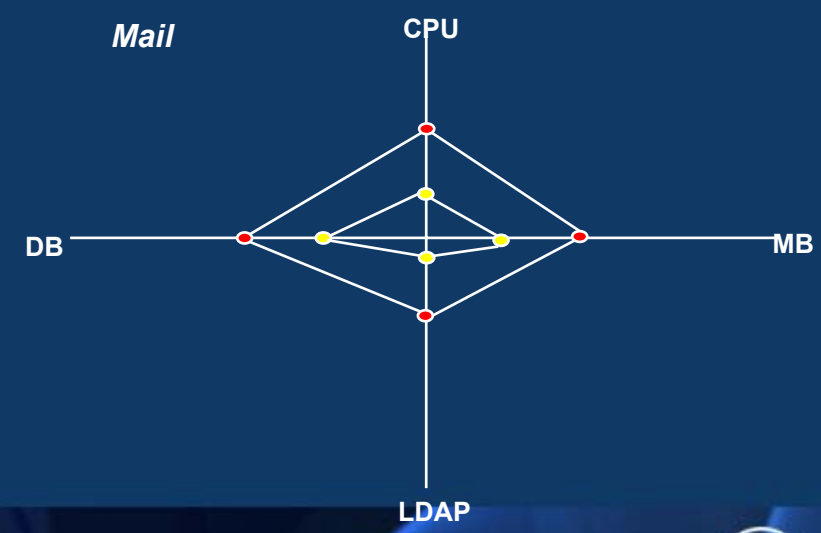
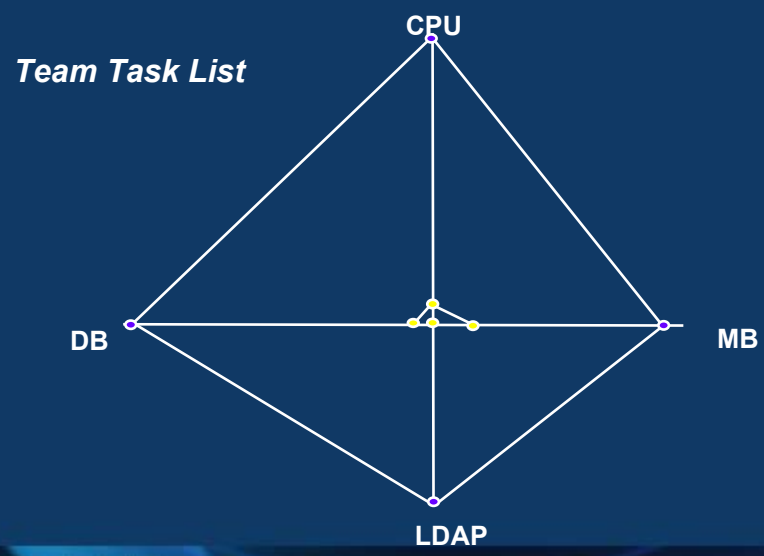
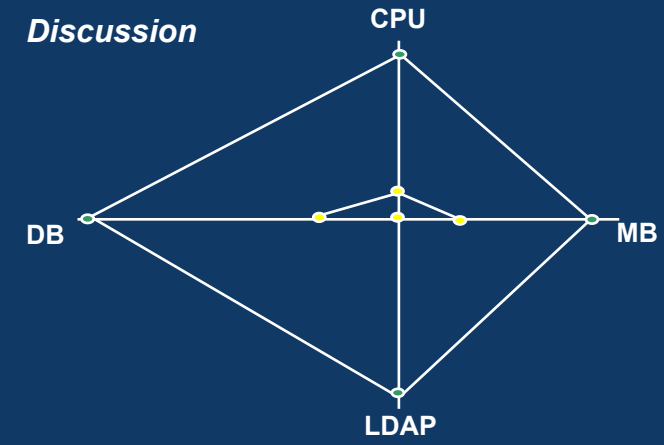
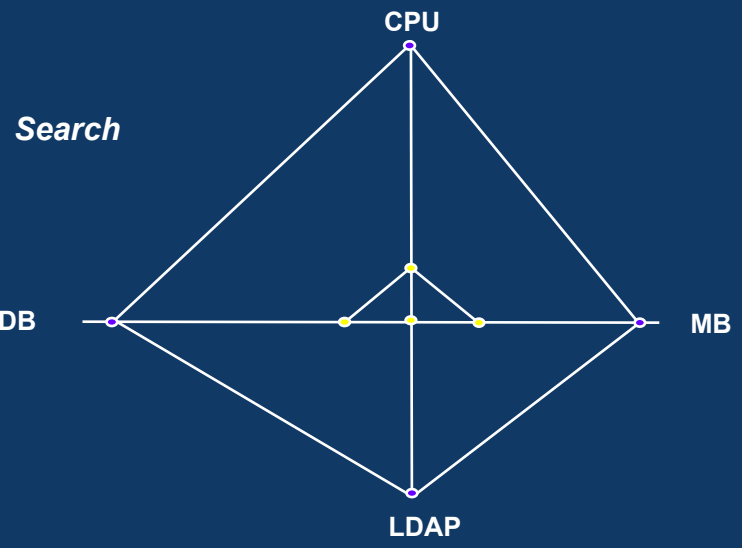
Components of Workplace Collaboration Services 2.5

What is it for ?



Note: All bundled Software is restricted for use with Workplace Collaboration Services

Workplace 2.5 Performance Improvements



Supported Platforms

Server OS:

- Win 2000 Server and Advanced Server
- Win 2003 Standard and Enterprise Edition
- Red Hat Enterprise Linux AS for Linux (x86) 3.0
- SuSE SLES 8, 2.4 Kernel (for Intel) *Updated*
- AIX 5.2 & 5.3
- **iSeries - OS/400 V5R3** *Updated* *NEW in 2.5*
- **Solaris 9** *NEW in 2.5*

Server Database:

- DB2 Enterprise Server Edition V8.1
- DB2 Workgroup Edition V8.1
- Oracle 9i
- **MS SQL Server** Enterprise 2000
- Cloudscape 5.1 *NEW in 2.5*
- DB2 For iSeries: V5R3
- DB2 Clustering via HACMP (pos. SGA) *NEW in 2.5*

Proxy Servers:

- Websphere Edge Server 2.0.2 *NEW in 2.5*
- Tivoli Access Manager 5.1
- Sun One Portal Server 6.2

Client - Browser OS:

- Windows XP
- Windows 2000
- SuSE Linux Desktop (SLD) v1.0
- Red Hat Enterprise Linux WS v3.0

Client - Browsers:

- IE 6.0 SP1 - JRE Sun 1.4.2 or MS JVM 1.1 *Updated*
- Mozilla 1.4 on Linux - JRE Sun 1.4.2
- Mozilla 1.4 on Windows - JRE Sun 1.4.2
- **Firefox** 1.0 on Linux - JRE Sun 1.4.2 *NEW in 2.5*
- Firefox 1.0 on Windows - JRE Sun 1.4.2 *NEW in 2.5*

LDAP

- IDS V5.2
- Domino 6.5 *Updated*
- MS Active Directory 2000 *Updated*
- MS Active Directory 2003
- Sun ONE Directory V5.2 *Updated*
- Novell eDirectory V8.7 *Updated*
- Domino Directory Assistance R6.5 (federate multiple Domino directories (NABs) only)
- IDS - iSeries V5.1 (with OS400 V5R3)

NEW in 2.5

Agenda

- Why IBM Workplace
- IBM Workplace Collaboration Services:
 - Capabilities
 - Deployment
- Conclusion

In conclusion





ENVISION

Lotusp^here[®] 2005

DECISIONS





Lotusphere[®] 2005

ENVISION

WebSphere Portal V5.1

Stephane PAPAIX
Consulting IT/Specialist
IBM Software Group
stephane.papaix@fr.ibm.com

Best of Lotusphere 2005

Vendredi 11 février 2005 – Paris La Défense

DECISIONS



Agenda

❖ Principes & Architecture

Intégration d'applications

Contenu

Collaboration

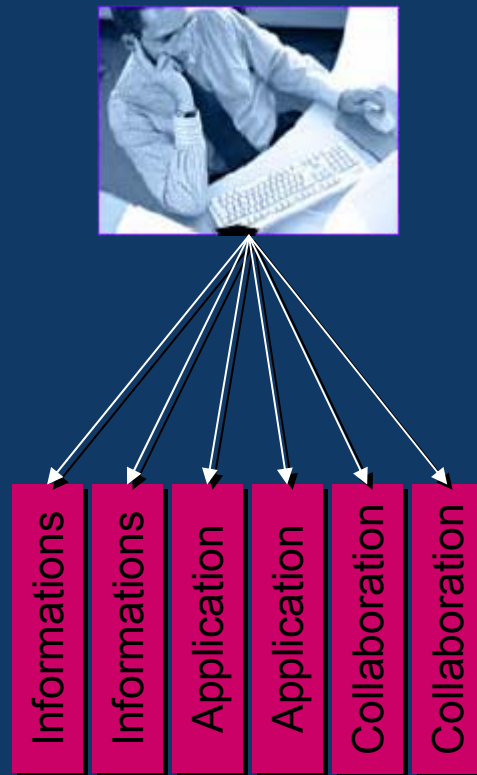
Conclusion

Le portail coté utilisateur

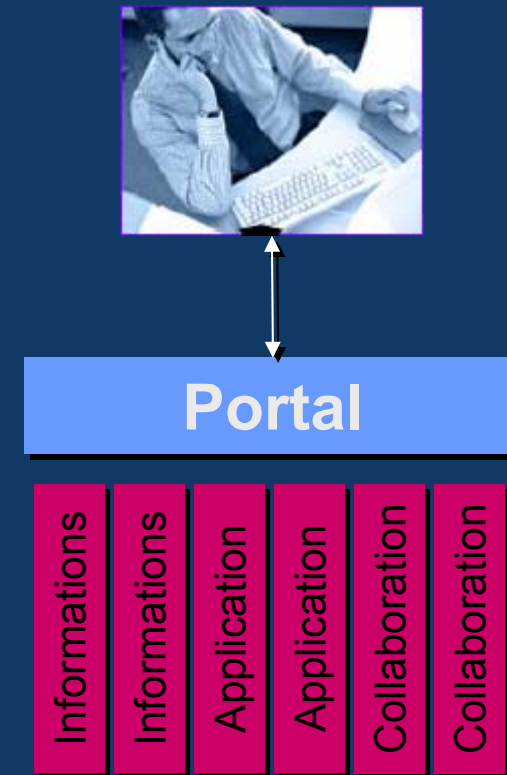
Le portail fourni un point d'accès unique , sécurisé, délivrant du contenu, des processus métiers, des applications et des fonctions collaboratives.

Cet environnement est personnalisé en fonction des besoins et des responsabilités des utilisateurs connectés.

Situation ancienne : L'utilisateur « est » le portail



Le portail intègre l'espace de travail de l'utilisateur



Le portail coté service informatique

Facilitateur pour « designer », développer, déployer et exploiter les composants au sein du système informatique.

- Unifier la présentation des sites et applications
- Unifier l'ergonomie
- Capitaliser sur les composants d'infrastructure tels que sécurité, login, SSO, navigation, multi device, workflow, service collaboratifs...
- Personnalisation simple à implémenter
- Éviter des « arbres de navigation » complexes dans les applications (découpage en portlet)
- Outils d'administration délivrés par WP
- Déploiement des composants facilité
- Tâches d'exploitation (cluster, traces, statistiques...)
- ...

Choix de l'infrastructure hardware

- IBM AIX
- iSeries
- Sun Solaris
- Microsoft Windows
- Linux
- **z/OS**

Une espace de travail pour l'utilisateur

Navigation simple & intuitive à partir d'onglets / pages

Chaque page est partagée en zones visuelles, appelées Portlets

Des fonctions accessibles en permanence

The screenshot shows the IBM On Demand Workplace intranet interface. The browser window title is "On Demand Workplace Home - Microsoft Internet Explorer". The address bar shows the URL: https://w3.ibm.com/portal/cmd/cs/ce/155/s/209/s.155/209. The interface is divided into several portlets:

- Home**: A navigation bar with tabs for "Home", "Work", and "Career and life".
- Essential links**: A list of links including "About IBM", "About w3", "Aerospace & Defense Industry", "Collaboration Central", "Customer Reference Materials", "Energy & Utilities Industry", "Expense Accounts - Worldwide", "Globalization Central", "IBM Global Campus", "IBM On Demand Community", "IBM SiteServ", "IBM Standard Software Installer", "IBM Travel", "Industrial Products", "IT Tools", "Learning Navigator", "Our Values at Work", "Presentation Central", "Sam's w3 pages", "Software Group Intranet", "Speak Up Program", and "Telecommunications Industry".
- News**: A section with a "7 derniers jours" link. It contains several news items:
 - Performance & Pay**: Performance metrics for first quarter 2004.
 - Making a world of difference**: More than 13,000 employees from over 55 countries are registered with On Demand Community. Find out what your colleagues are doing, and how you can get involved.
 - Anatomy of an on demand business**: No single component can establish an on demand business. Today, IBM introduces new software and services to help companies develop and deploy Service Oriented Architectures. [Software Group]
 - Alert: Protect IBM from mass mail worms**: Run LiveUpdate and scan your workstation [Transforming IBM]
 - Boeing flies high with IBM**: Rational development tools lets Boeing improve the quality of its applications while keeping costs down. [Software Group]
 - Talk with Steve**: How does SWG secure funding for acquisitions? [Software Group]
- Search**: A search portlet with "BluePages" search options (Name only, Entire profile), a search box, and "GO" buttons. It also includes "Other searches" for w3 intranet, ibm.com Internet, IBM news articles, and IBM discussion forums.
- Market report**: A section with a "4:05 PM, EDT on 22 Apr." timestamp and a "Refresh" link. It contains a table of market data:

Symbol	Current	+/-
IBM	90.74	-0.52

 Below this is a table of indices:

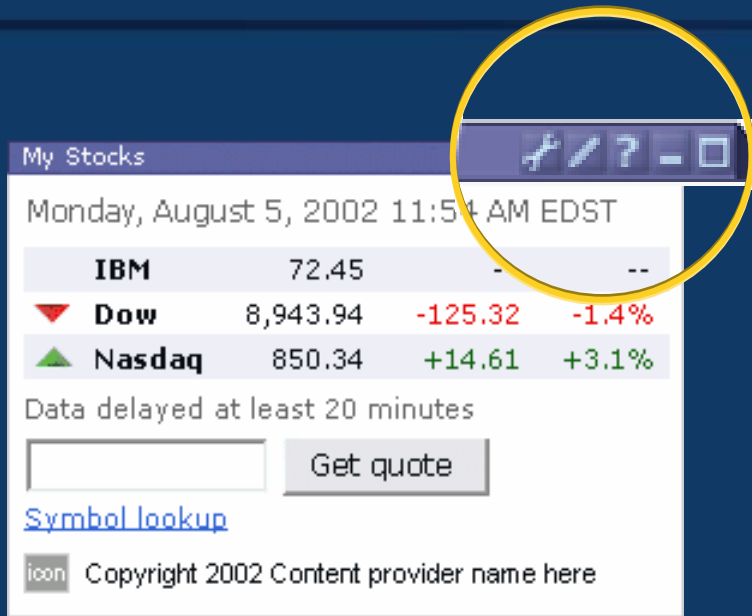
Indices	Last
DOWJONES	10,461.20
S&P 500	1,139.95
AMEX	1,248.19
FTSE	4,571.80
HANG SENG	12,167.70
NIKKEI	12,025.03
NASDAQ	2,032.91
- What's new**: A section with a "Portlets" subsection stating "Currently, there are no new items available for this section." and a "Software" subsection stating "You have no operating system".
- Dans les nouvelles**: A section with a "7 derniers jours" link. It contains a news item:
 - Tax credit system branded a disaster**: EDS and UK's Inland Revenue failed to appreciate the tax credit systems would prove unstable [The Guardian]

Annotations with pink arrows point to the navigation tabs, the news items, and the search portlet.

Un exemple de composant collaboratif sur le w3 IBM

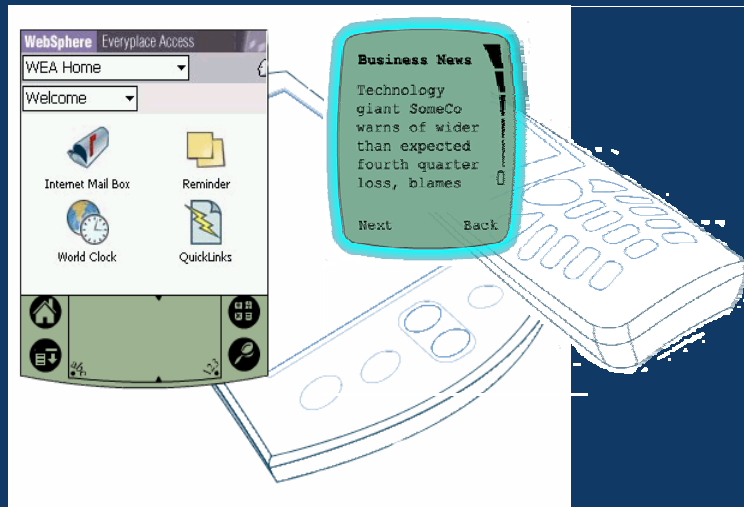
The screenshot shows a web browser window displaying the IBM BluePages user profile for Stéphane Papaix. The browser's address bar shows the URL: `http://w3.ibm.com/bluepages/simpleSearch.wss?searchBy=name&searchFor=papaix`. The page header includes the IBM logo and navigation links: [w3 Home](#), [BluePages](#), [HelpNow](#), and [Feedback](#). The user is logged in as Stéphane Papaix, with a [Sign out](#) link. The main content area is titled "My profile" and includes a search bar with "papaix" entered and a "GO" button. Below the search bar, there are radio buttons for "Name only (smith, jo*)" and "Entire profile (+italy +linux sales*)". The profile card for Stéphane Papaix, a Consulting IT/Specialist SWG, includes a photo, a globe icon, and contact information: Toulouse Cedex France, Building: TTT, and local time: 4:32PM. A "Report to chain" section shows a list of users: Rabenandrasana, Alain; Abou Afia, Magda; and Papaix, Stephane. The profile also lists contact methods (E-mail), Sametime status (green), and various email addresses. At the bottom, a summary section is visible with tabs for "Summary", "Jobs & contact info", "Experience & qualifications", "Projects & teams", "Communities & interests", and "Reporting structure". The "Summary" tab is active, showing "Websphere Software, Portal and Dynamic WorkPlace" and "Biography / Resume / CV None provided". Other sections like "Business experience" and "Projects" show "No information provided".

Les Portlets



Portlet = module applicatif séparé

- Développements indépendants
- Modes & états
- Placement libre sur la page
- Standards JSR 168 & WSRP



Gestion de périphériques divers

- Téléphones, assistants personnels, systèmes vocaux
- Vue unique pour chaque périphérique avec une logique applicative partagée

Thèmes & Encadrements

■ Thèmes

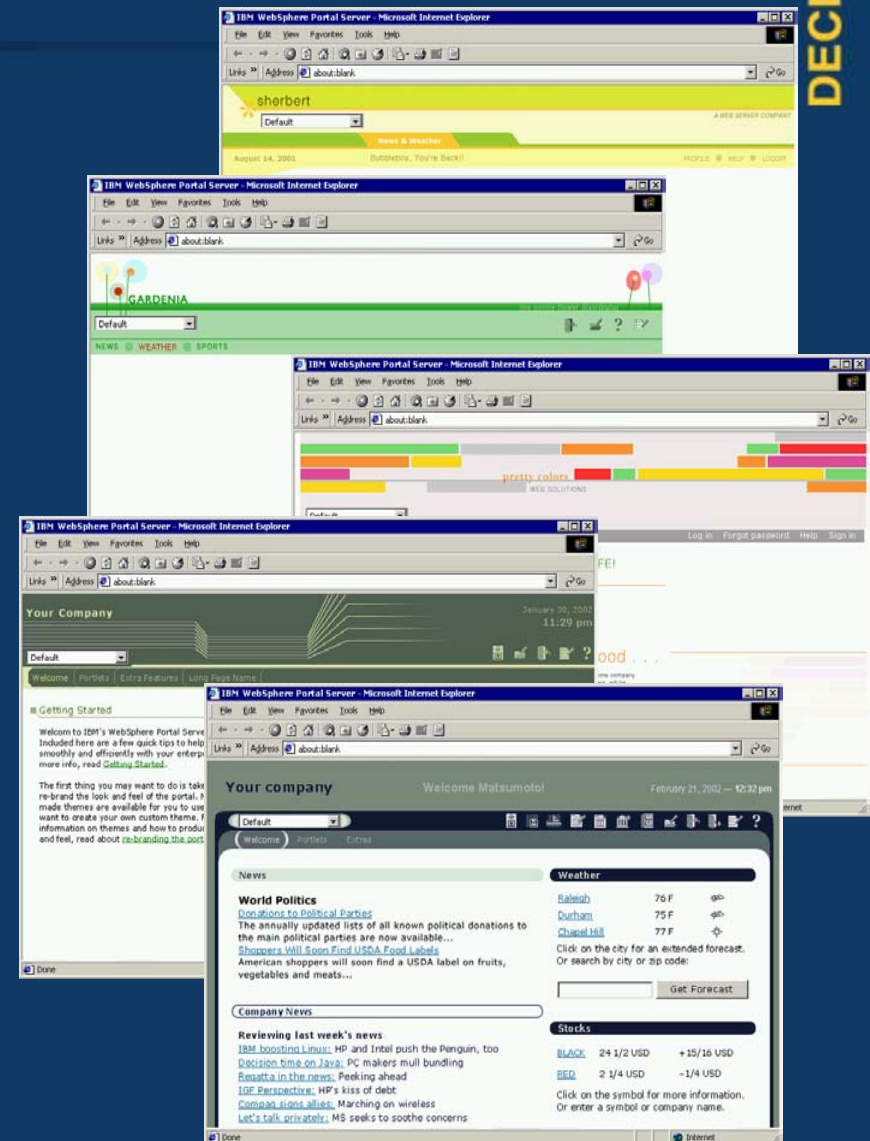
- Couleurs, polices et espacements figurant sur la page
- Feuilles de style en cascade, images, ...
- S'appliquent à un groupe de pages

■ Encadrements

- Motif décoratif appliqué autour de chaque portlet
- Un encadrement différent par portlet

■ Affectation libre des thèmes et encadrements à tout groupe de pages

■ Compatibilité entre navigateurs

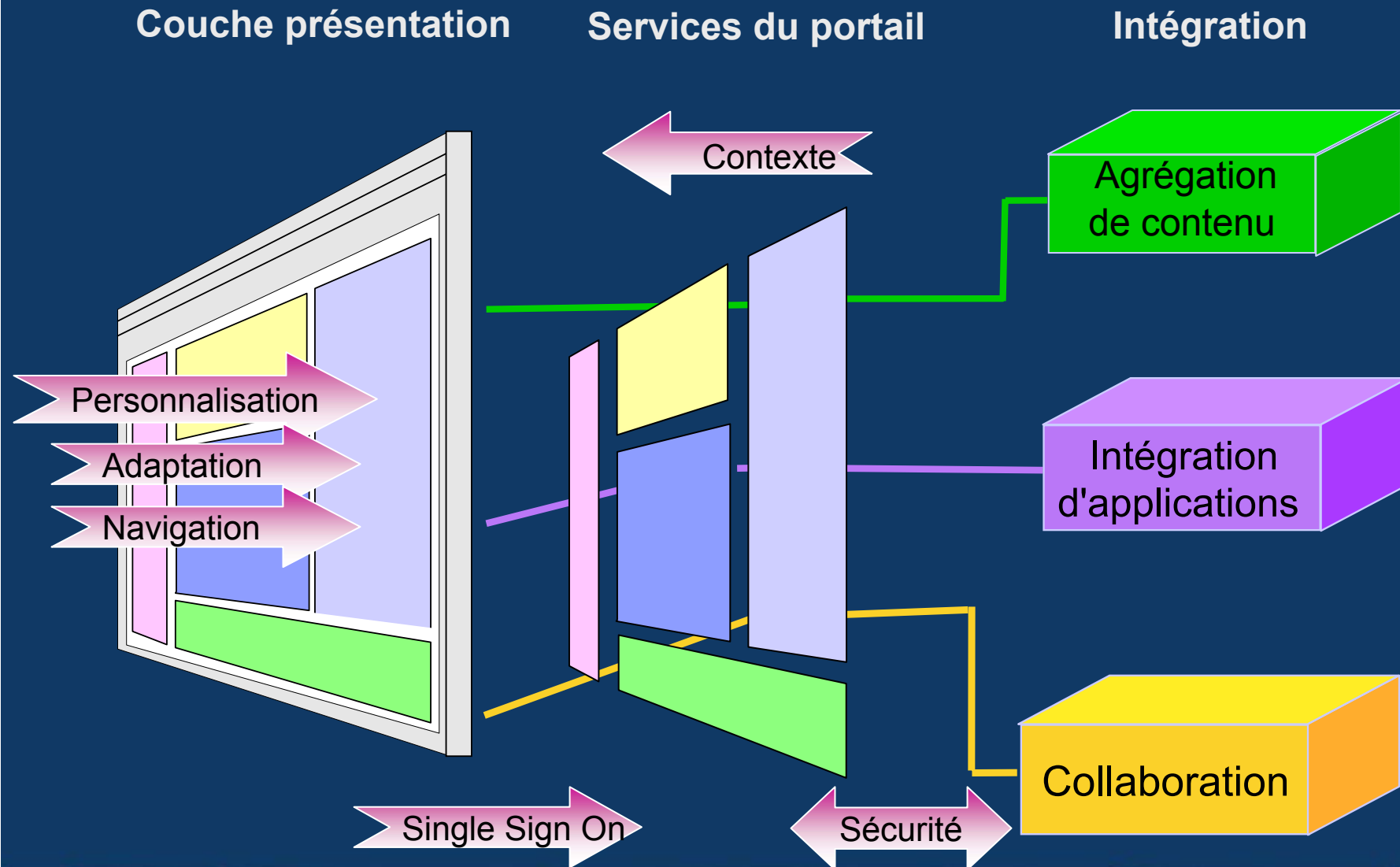


Demo...

ENVISION
DECISIONS



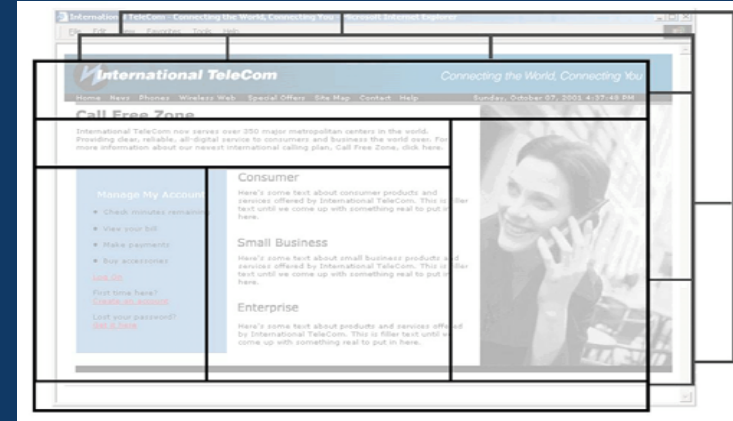
Le portail IBM est bien plus qu'une interface utilisateur



Mise en page assistée et sous contrôle

- Création de pages incluant

- ✓ Pages & sous pages
- ✓ Labels
- ✓ Liens externes
- ✓ Intégration des portlets



WebSphere Portal

Content Appearance Locks

Edit Layout

Edit Layout and Content allows you to add and arrange portlets, columns and rows. Modifications occur as you make them.

Page title: Health Care

+ Add portlets

This is a column container. Items added to this container will stack vertically.

Done

WebSphere Portal

My Portal Administration Edit my profile ? Log out

Manage Pages

Search on: Title contains
Search for:
Search

[Content Root](#) > [My Portal](#) > [Human Resources](#) > [Health Care](#)

Pages in Health Care Add, Edit, Delete, and Reorder pages

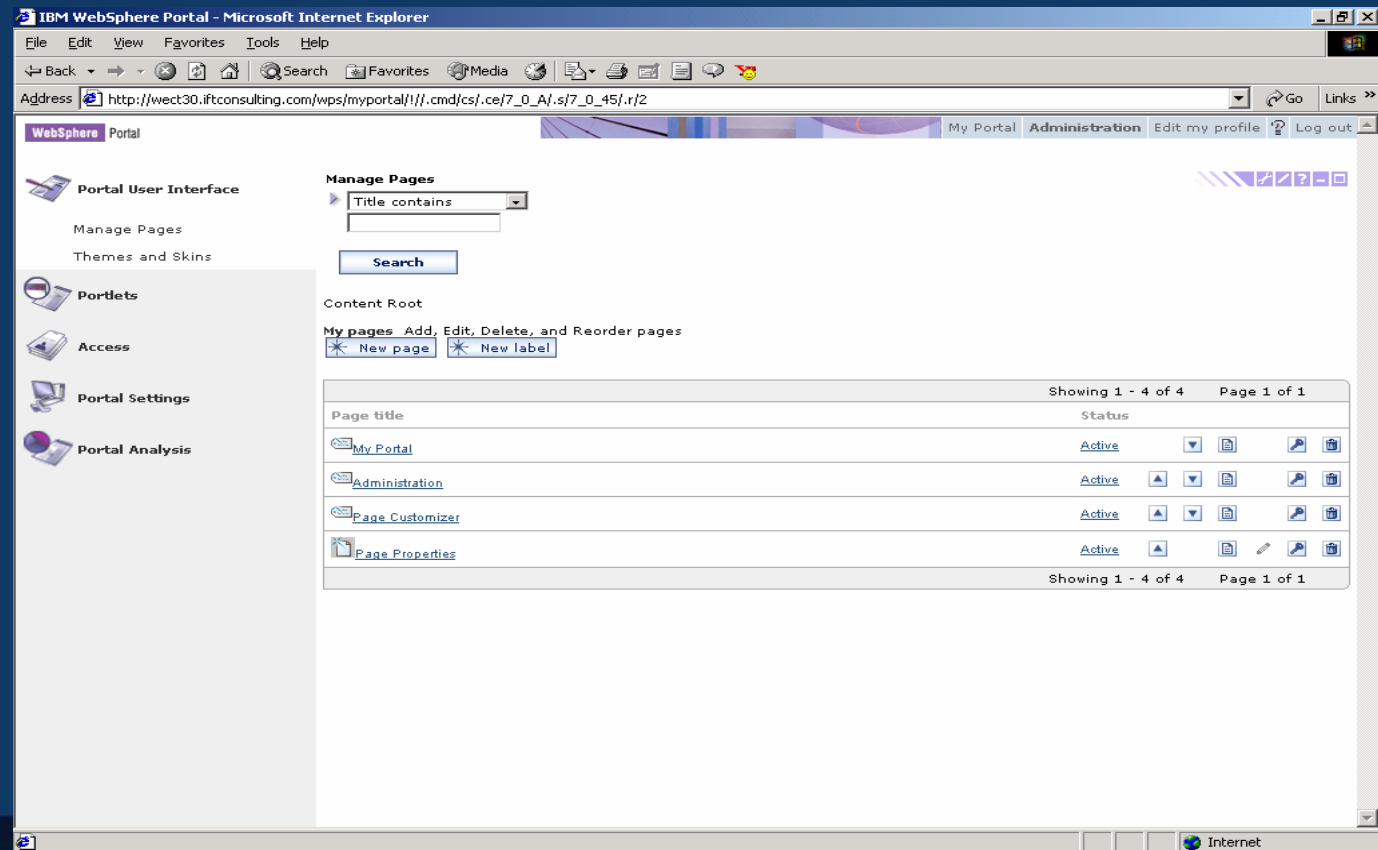
*** New page * New label * New url**

Title	Status
Dental	Active
Medical	Active
Long Term Disability	Active
Retirement Health Benefits	Active

Showing 1 - 4 of 4 Page 1 of 1

Administration intégrée

- Avec des outils “out of the box”
 - Interface utilisateur
 - Portlets
 - Accès
 - Paramètres
 - Analyse
 - Portail virtuels



Administration via Xmlaccess

```
<content-node action="update" uniquename="wps.My Portal">
  <access-control>

    <role-block type="propagation" actionset="User"/>

    <role actionset="Administrator" update="set">
      <mapping subjectid="uid=hsimpson,o=default" subjecttype="USER"
        update="set"/>
    </role>

    <role actionset="User" update="set">
      <mapping subjectid="anonymous portal user" subjecttype="USER"
        update="set"/>
    </role>

  </access-control>
</content-node>
```

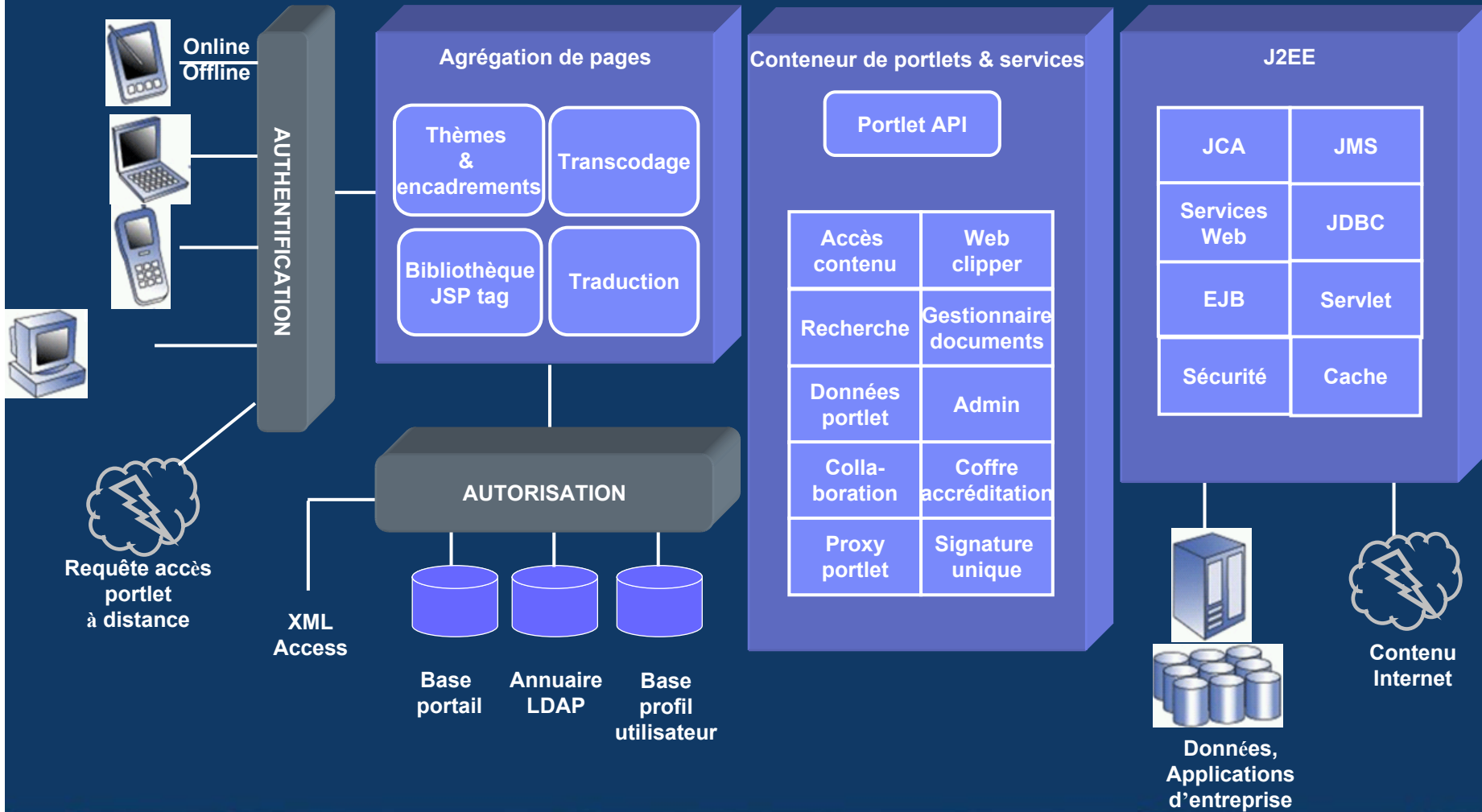
Demo...

ENVISION
DECISIONS

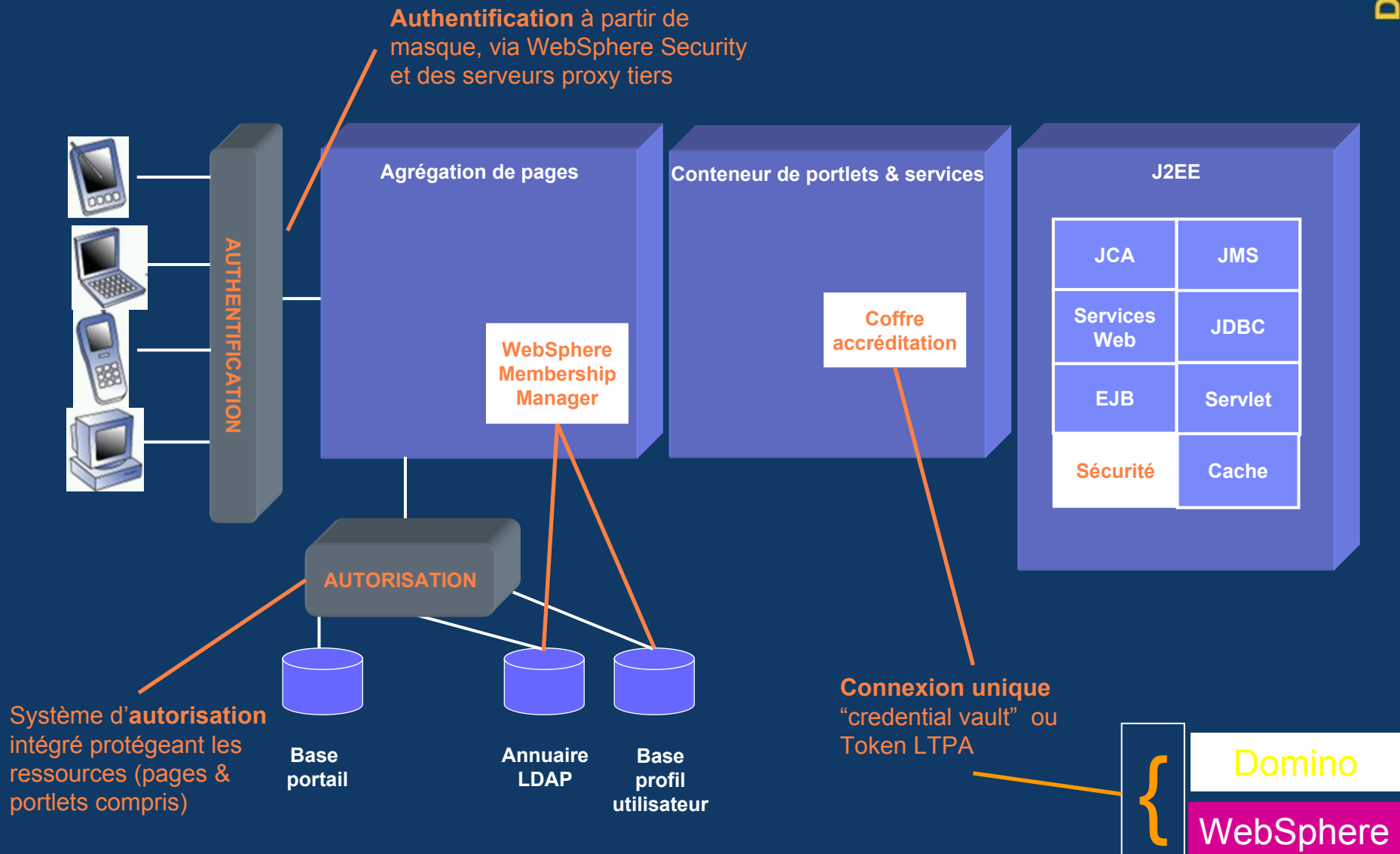


Architecture détaillée du portail WebSphere

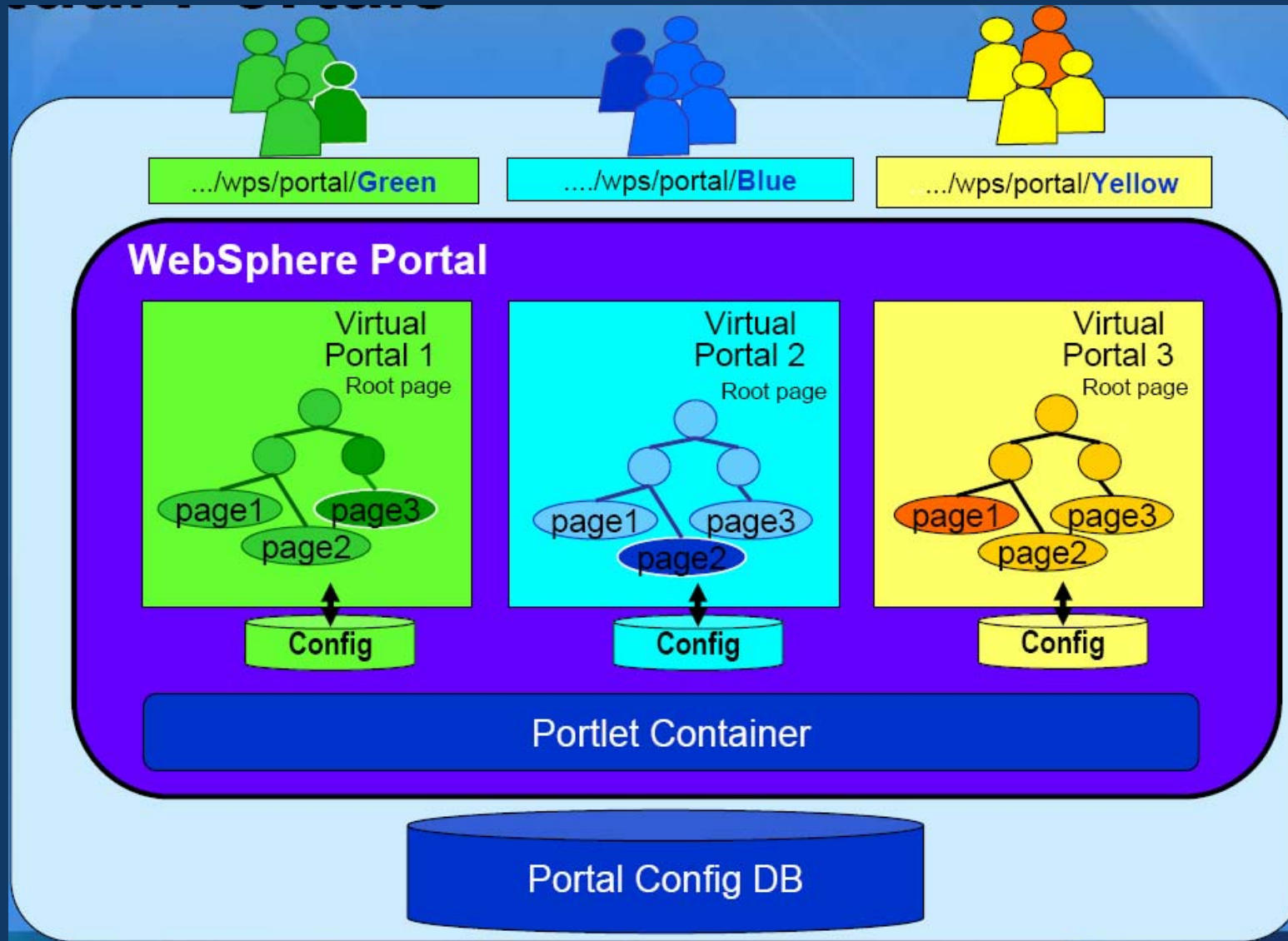
Navigateurs sur postes fixes & mobiles



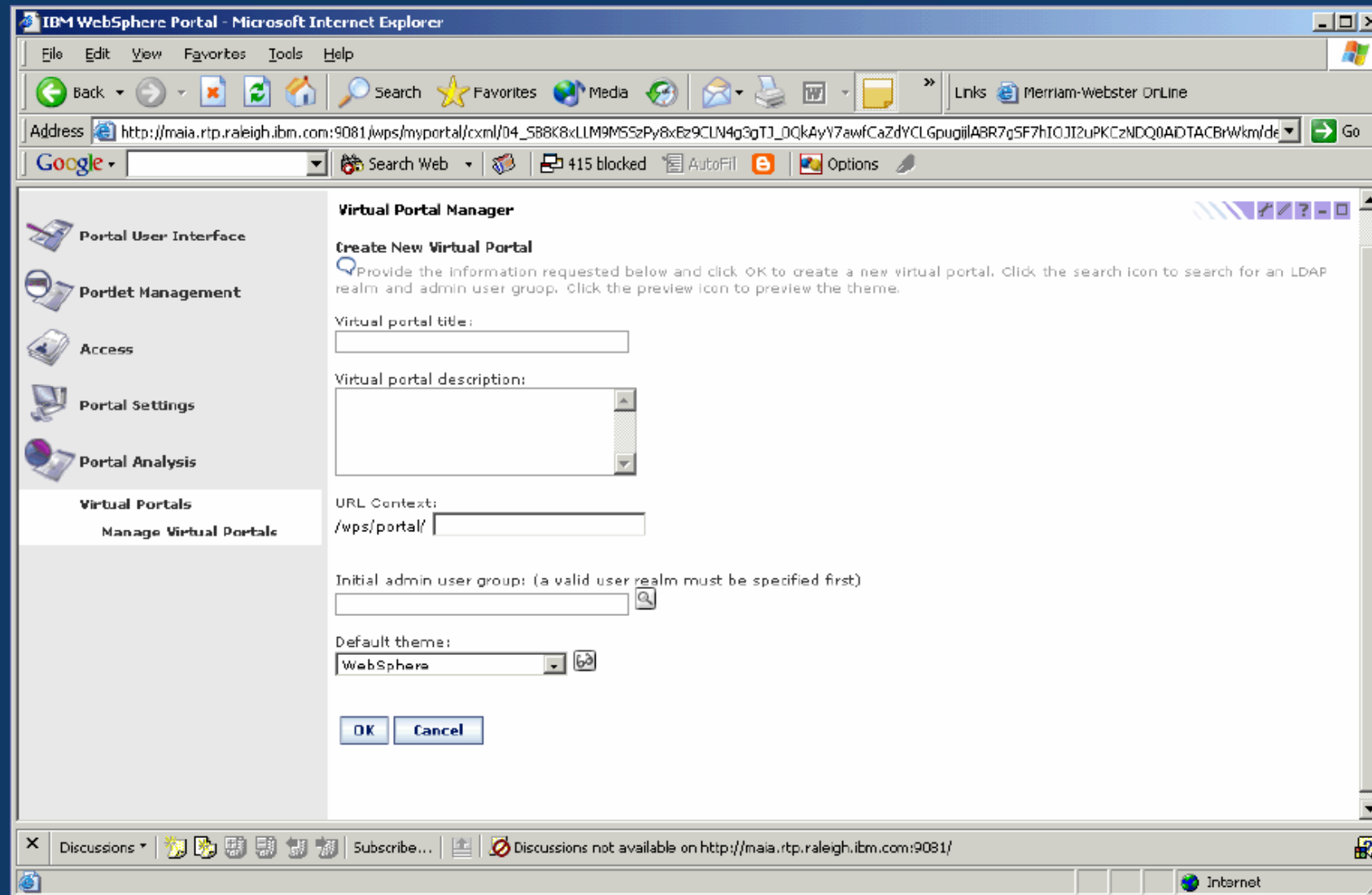
Gestion de la sécurité intégrée



Les Portails virtuels



Portails virtuels => gérés par les outils d'admin



Agenda

Principes & Architecture

❖ **Intégration d'applications**

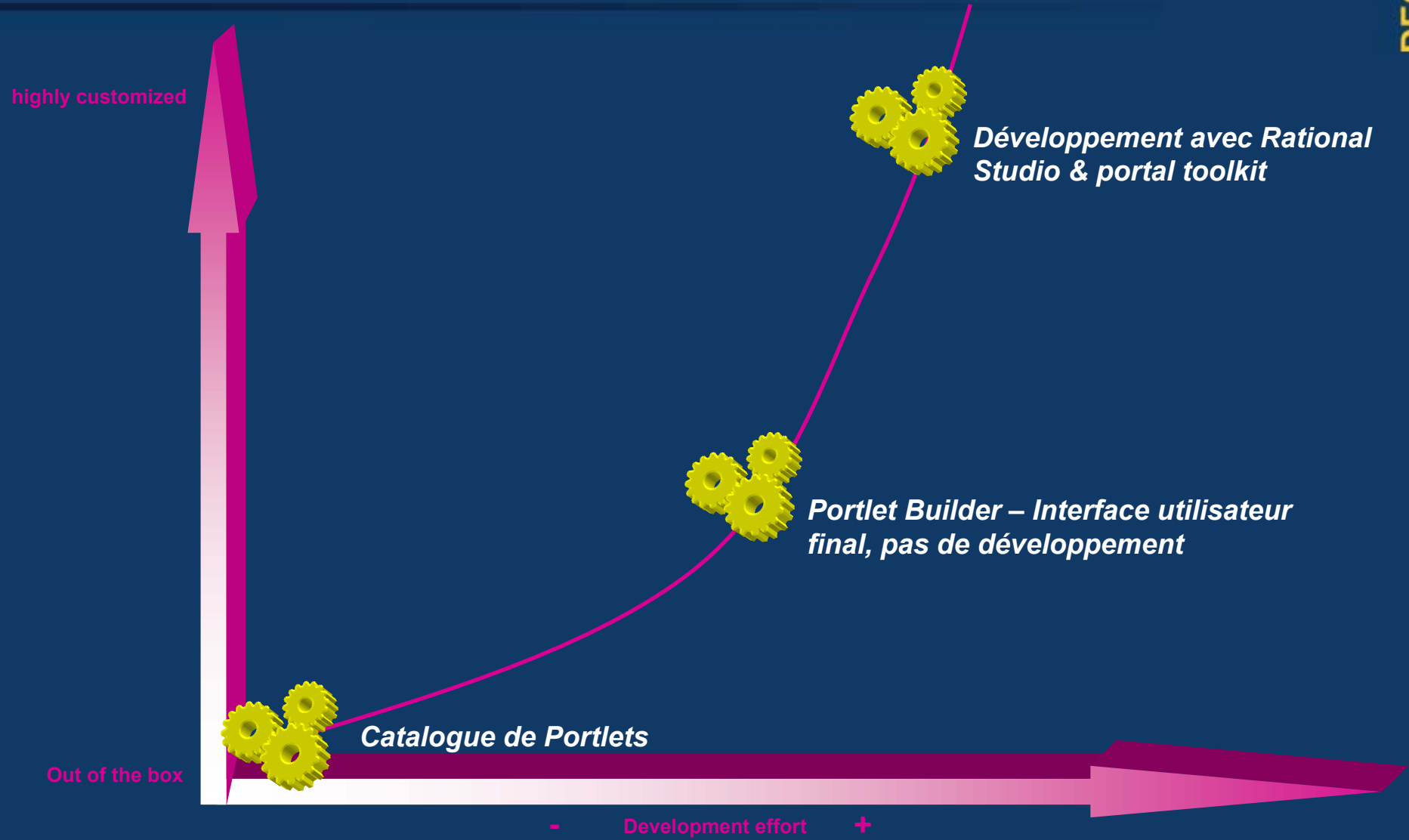
- **Catalogue de portlets**
- **Portlet builder (WPAI)**
- **Websphere studio & portal toolkit**
- **Workflow**

Contenu

Collaboration

Conclusion

Intégration d'applications



Catalogue de portlets en ligne

The screenshot shows the IBM WebSphere Portal Catalog website. The browser window title is "IBM WebSphere Portal Catalog - Mozilla Firefox". The address bar shows the URL "http://catalog.lotus.com/wps/portal/portal". The page features the IBM logo and a navigation menu with links for Home, Products, Services & solutions, Support & downloads, and My account. The main content area is titled "WebSphere Portal Catalog" and "Solutions for on demand business". It includes a search bar with a "Go" button and "Hot searches" for PeopleSoft, IBM, and "Ready for". There are also "Browse" sections for Audience, Product, Product compatibility, Provider name, Solutions, and Technical validations. A "New" section lists items like ManagerPlus, SearchPlus, and SSA Portal Studio. A "Popular" section lists items like WebSphere Portal V5.1 Sample Code and IBM Web Page Portlet V5.0. The footer contains links for About IBM, Privacy, and Contact, and the Lotusphere 2005 logo.

WebSphere Portal Application Integrator (WPAI)

Création simplifiée de portlets (sans développement)

SAP Business Object Builder

Personal data contains the following fields. Choose the fields you want for your portlet by selecting the checkmark next to the desired fields. For each field, you may decide whether it should appear in the summary view (all selected fields will appear in the details view), whether the field can serve as a unique identifier, if the field is searchable, and the behaviour for each field. You may also provide a new field label for each field.

Select markup to configure:

Selected	Display name	Field behaviour	Summary	Searchable	Type	Namespace
<input checked="" type="checkbox"/>	Appraisal Model Id	Appraisal Model Id	Read only	<input type="checkbox"/>		
<input checked="" type="checkbox"/>	Appraisees	Appraisees	Allow update	<input type="checkbox"/>		
<input checked="" type="checkbox"/>	Appraisers	Appraisers	Allow update	<input type="checkbox"/>		
<input checked="" type="checkbox"/>	Description	Description	Allow update	<input checked="" type="checkbox"/>		
<input checked="" type="checkbox"/>	End-Date	End-Date		<input type="checkbox"/>		
<input checked="" type="checkbox"/>	Id	Id		<input type="checkbox"/>		
<input checked="" type="checkbox"/>	Multi Source Text	Multi Source Text		<input type="checkbox"/>		
<input checked="" type="checkbox"/>	Plan Version	Plan Version		<input type="checkbox"/>		
<input checked="" type="checkbox"/>	Start-Date	Start-Date		<input type="checkbox"/>		
<input checked="" type="checkbox"/>	Status	Status		<input type="checkbox"/>		

1-10 of 10

Back Next

Appraisals

End-Date	Description	Id	Multi Source Text	Start-Date	Status
29.08.1995	Business event appraisal	50019478	Individual appraisal	26.08.1995	In process X
29.08.1995	Business event appraisal	50019480	Individual appraisal	26.08.1995	In process X
29.08.1995	Attendee appraisal	50019488	Individual appraisal	26.08.1995	In process X
22.09.1995	Business event appraisal	50019479	Individual appraisal	20.09.1995	In process X
12.07.1996	Business Event Appraisal	50014870	Individual appraisal	08.07.1996	In process X
12.07.1996	Business event appraisal	50019482	Individual appraisal	08.07.1996	In process X
12.07.1996	Business event appraisal	50019483	Individual appraisal	08.07.1996	In process X
02.01.1997	Attendee appraisal	50019487	Individual appraisal	02.01.1997	In process X
14.02.1997	Business event appraisal	50019481	Individual appraisal	13.02.1997	In process X
24.03.1997	Business event appraisal	50019473	Individual appraisal	03.03.1997	In process X
02.06.1997	Business event appraisal	50019469	Individual appraisal	29.05.1997	In process X
02.06.1997	Attendee appraisal	50019486	Individual appraisal	29.05.1997	In process X
06.08.1997	Business event appraisal	50019475	Individual appraisal	05.08.1997	In process X
06.08.1997	Business event appraisal	50019476	Individual appraisal	05.08.1997	In process X
06.08.1997	Business event appraisal	50019477	Individual appraisal	05.08.1997	In process X
06.08.1997	Attendee appraisal	50019491	Individual appraisal	05.08.1997	In process X
06.08.1997	Attendee appraisal	50019492	Individual appraisal	05.08.1997	In process X
06.08.1997	Attendee appraisal	50019493	Individual appraisal	05.08.1997	In process X
13.08.1997	Business event appraisal	50019470	Individual appraisal	12.08.1997	In process X
13.08.1997	Business event appraisal	50019471	Individual appraisal	12.08.1997	In process X

1-20 of 516 >>Next

Create Cancel

“Boîtes à outils” de création de portlets

- ✓ PeopleSoft 8.0 & 7.5 Builder
- ✓ Siebel Builder
- ✓ SAP Builder, SAP iView Builder
- ✓ JDBC Builder
- ✓ Domino Builder
- ✓ WPCP Builder
- ✓ Oracle Builder
- ✓ ...

Création automatique de l'interface & du contrôleur à partir du framework

- ✓ Interface utilisateur cohérente
- ✓ Activation automatique des fonctions “ClicToAction”, présence en ligne, accessibilité, ...

Quelques écrans de WPAI

WebSphere Portal

Welcome My Work YourCo Financial My Finances My Newsroom


E-mail Productivity Developers Area

Developers Resource

Lotus Domino Builder

JDBC Builder

JDBC Business Object Builder



Welcome to the Enterprise Portlet Builder

This portlet enables you to create portlets that work with business objects from enterprise applications. Enterprise systems contain numerous business objects and data. This portlet will assist you in creating portlets which will provide users with tools to work with and manipulate the data contained within your enterprise system. Business objects in your enterprise system include data such as employee information, employee records, employee performance and employee personal information. You may use this portlet to quickly and easily create applications within portlets that interact with these business objects. Each business object contains multiple levels of information. You must first enter the name of a business object, then choose the information you want contained by the portlet you are creating, and then decide on a layout for your portlet. To get started, click the configure icon above. Then, you can begin creating portlets.

Getting started:
1. Click the configure icon
2. Create a portlet

Select markup to configure:

Field	Display name	Field behavior	Summary	Searchable	Person
<input type="checkbox"/> BIRTHDATE	BIRTHDATE	Allow update	<input checked="" type="checkbox"/>	<input type="checkbox"/>	<input type="checkbox"/>
<input checked="" type="checkbox"/> BONUS	BONUS	Allow update	<input checked="" type="checkbox"/>	<input type="checkbox"/>	<input type="checkbox"/>
<input checked="" type="checkbox"/> COMM	COMM	Allow update	<input checked="" type="checkbox"/>	<input type="checkbox"/>	<input type="checkbox"/>
<input type="checkbox"/> EDLEVEL	EDLEVEL	Allow update	<input checked="" type="checkbox"/>	<input type="checkbox"/>	<input type="checkbox"/>
<input checked="" type="checkbox"/> EMPNO	EMPNO	Allow update	<input checked="" type="checkbox"/>	<input checked="" type="checkbox"/>	<input type="checkbox"/>
<input checked="" type="checkbox"/> FIRSTNAME	FIRSTNAME	Allow update	<input checked="" type="checkbox"/>	<input type="checkbox"/>	<input type="checkbox"/>
<input type="checkbox"/> HIREDATE	HIREDATE	Allow update	<input checked="" type="checkbox"/>	<input type="checkbox"/>	<input type="checkbox"/>
<input type="checkbox"/> JOB	JOB	Allow update	<input checked="" type="checkbox"/>	<input type="checkbox"/>	<input type="checkbox"/>
<input checked="" type="checkbox"/> LASTNAME	LASTNAME	Allow update	<input checked="" type="checkbox"/>	<input checked="" type="checkbox"/>	<input type="checkbox"/>
<input type="checkbox"/> MIDINIT	MIDINIT	Allow update	<input checked="" type="checkbox"/>	<input type="checkbox"/>	<input type="checkbox"/>
<input checked="" type="checkbox"/> PHONENO	PHONENO	Allow update	<input checked="" type="checkbox"/>	<input type="checkbox"/>	<input type="checkbox"/>
<input checked="" type="checkbox"/> SALARY	SALARY	Allow update	<input checked="" type="checkbox"/>	<input type="checkbox"/>	<input type="checkbox"/>
<input type="checkbox"/> SEX	SEX	Allow update	<input checked="" type="checkbox"/>	<input type="checkbox"/>	<input type="checkbox"/>
<input type="checkbox"/> WORKDEPT	WORKDEPT	Allow update	<input checked="" type="checkbox"/>	<input type="checkbox"/>	<input type="checkbox"/>

Showing 1-14 of 14

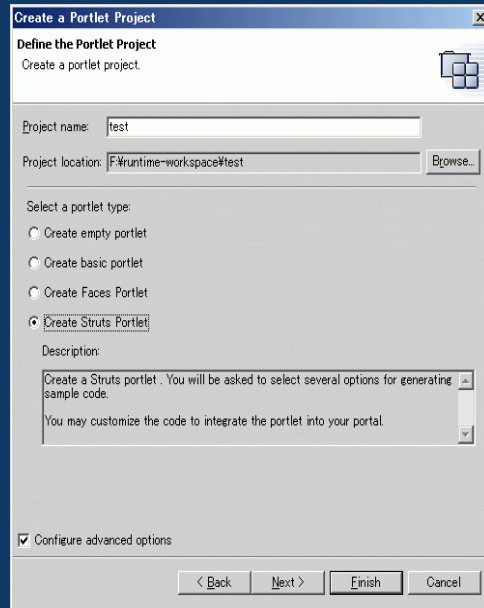
Employee Comp Maint

New

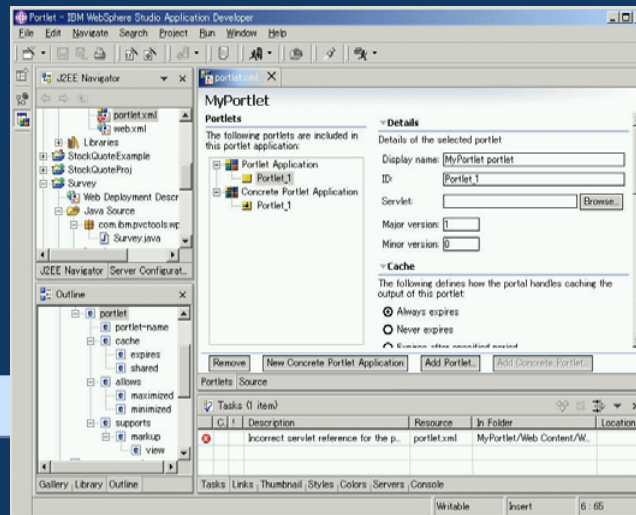
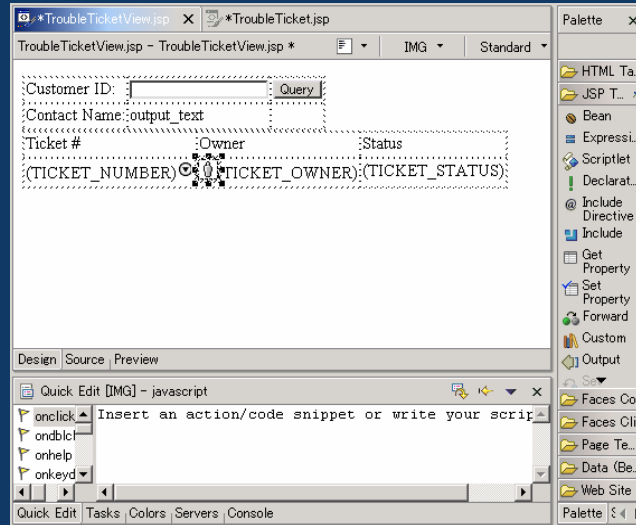
1 - 20 of 32 Page 1 of 2

EMPNO	FIRSTNAME	LASTNAME	BONUS	COMM	SALARY
000010	CHRISTINE	HAAS	1000.00	4220.00	52750.00
000020	MICHAEL	THOMPSON	800.00	3300.00	41250.00
000030	SALLY	KWAN	800.00	3060.00	38250.00
000050	JOHN	GEYER	800.00	3214.00	40175.00
000060	IRVING	STERN	500.00	2580.00	32250.00
000070	EVA	PULASKI	700.00	2893.00	36170.00
000090	EILEEN	HENDERSON	600.00	2380.00	29750.00
000100	THEODORE	SPENSER	500.00	2092.00	26150.00
000110	VINCENZO	LUCCHESSI	900.00	3720.00	46500.00
000120	SEAN	O'CONNELL	600.00	2340.00	29250.00
000130	DOLORES	QUINTANA	500.00	1904.00	23800.00
000140	HEATHER	NICHOLLS	600.00	2274.00	28420.00
000150	BRUCE	ADAMSON	500.00	2022.00	25280.00
000160	ELIZABETH	PIANKA	400.00	1780.00	22250.00
000170	MASATOSHI	YOSHIMURA	500.00	1974.00	24680.00
000180	MARILYN	SCOUTTEN	500.00	1707.00	21340.00
000190	JAMES	WALKER	400.00	1636.00	20450.00
000200	DAVID	BROWN	600.00	2217.00	27740.00

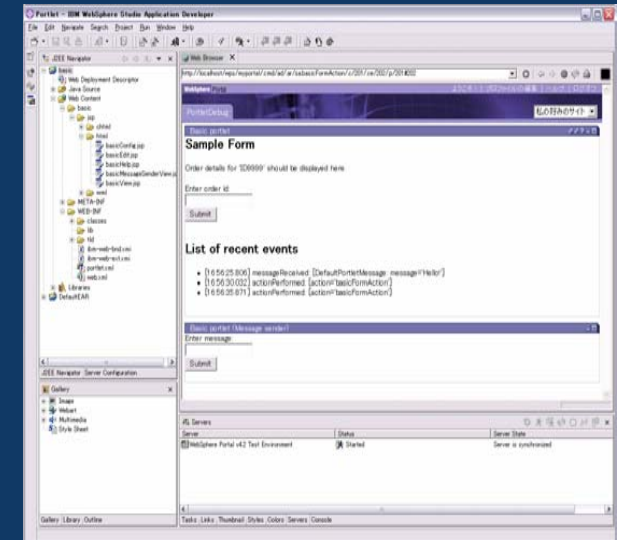
Rational Application Developer & Portal toolkit



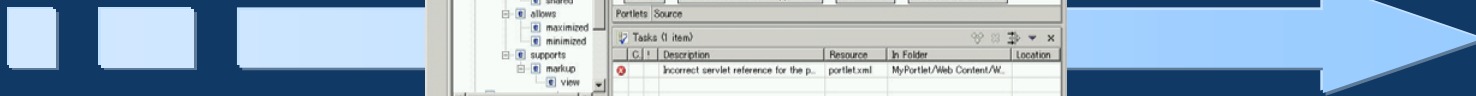
Generate Portlets by Wizard



Building and Customizing



Test and Debug In Test Environment



Coopération entre portlets - Click To Action

Facilite l'accès aux applications (Vue unifiée)

Envoi de données d'une portlet à une autre

Correspondance des types de données en fonction de l'action des portlets

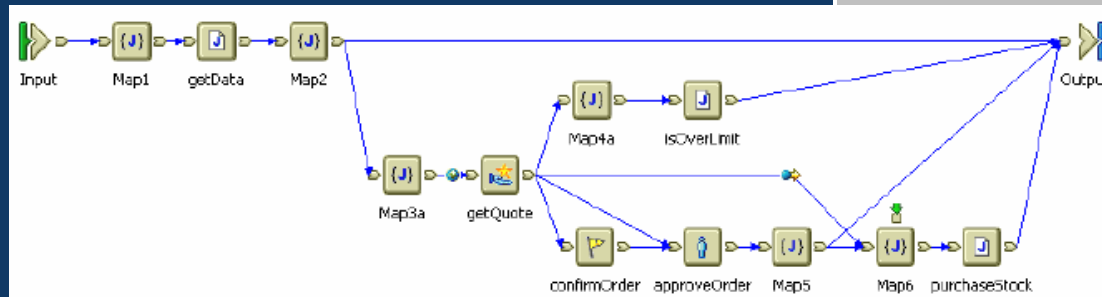
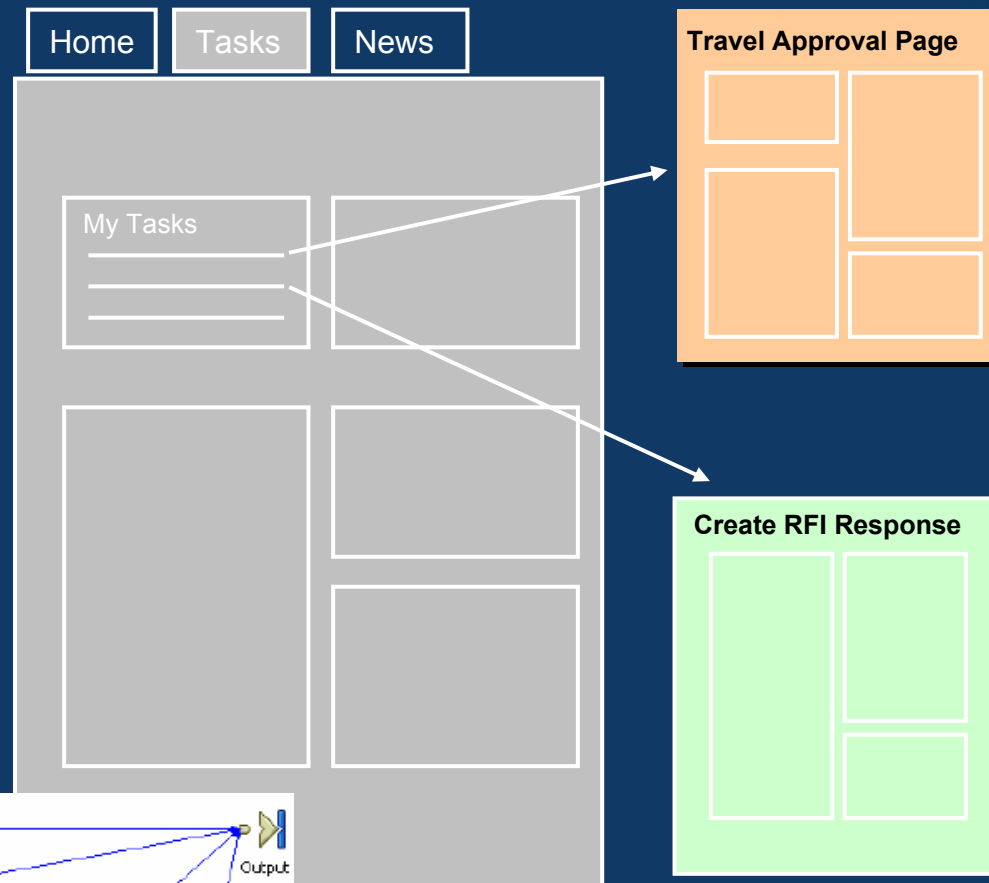
The screenshot shows a WebSphere Portal interface with several portlets. The 'Orders for October' portlet contains a table with columns 'Order_ID', 'Customer_ID', and 'Status'. The first row is highlighted, and a 'Send row to' button is visible. An orange arrow points from this button to the 'Customer ID' field in the 'Customer Details' portlet. Another orange arrow points from the 'ON TIME' status in the first row to the 'Enter order id' field in the 'Account Details' portlet. Orange circles highlight the 'ON TIME' status, the 'Customer ID' field, and the 'Enter order id' field.

Order_ID	Customer_ID	Status
102001000001	3542877	ON TIME
102001000002	3045388	COMPLETE
102001000003	8266472	COMPLETE
102001000004	2867377	ON_TIME
102001000005	2867377	DELAYED

Order_ID	Total Value	Outstanding Balance
102001000001	\$922,005	\$700,000

Business Process Integration

- La portlet "My Tasks" permet aux utilisateurs d'interagir avec les processus gérés par "WebSphere Process Choreographer".
- Chaque fois qu'une tâche est sélectionnée pour action, la pages et les portlets nécessaires sont présentés à l'utilisateur (dynamiquement).
- Le système de navigation du portail prend en compte les activités en cours et leurs états dans le système de Workflow.



Task Portlet

Column Sorting

Paging control

Actions

Views

My Tasks

Claim Unclaim Mark Complete Show: All tasks

Page 1 of 2 Jump to page:

<input type="checkbox"/> Task	Date ^	Description	Claimed	Details
<input type="checkbox"/> UI Status	03/18/2004 09:51 PM	Report weekly status	✓	
<input type="checkbox"/> Book Travel	03/18/2004 04:15 PM	Trip to Finland to present UI . . .		
<input type="checkbox"/> Approve UI	03/18/2004 12:00 PM	Move Page Spec	✓	
<input type="checkbox"/> Presentation	03/18/2004 08:30 AM	Turn in presentation for tech . . .	✓	
<input type="checkbox"/> Expenses	03/17/2004 09:15 AM	Travel for Germany Trip	✓	
<input type="checkbox"/> UI Update	03/16/2004 08:45 AM	Monthly Meeting Report		
<input type="checkbox"/> Book Travel	03/11/2004 07:00 PM	Trip to Germany for technica. . .		
<input type="checkbox"/> Book Travel	03/10/2004 11:15 AM	Trip to CA for customer mee . . .	✓	
<input type="checkbox"/> Expenses	03/07/2004 10:01 PM	Travel for Boston Trip		
<input type="checkbox"/> UI Status	03/05/2004 06:00 AM	Report weekly status		

Page 1 of 2 Jump to page:

Multi-select

Link to task page (for claimed tasks)

View task details

WSRP - Remote Portlets

Data service

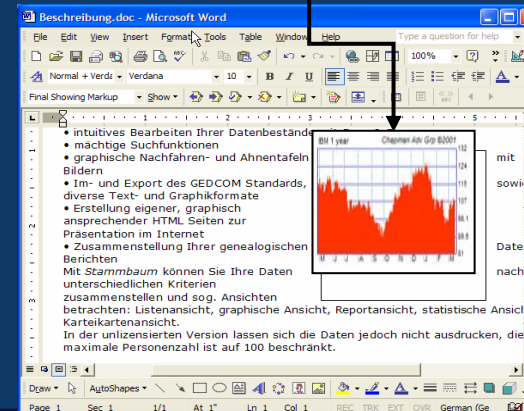
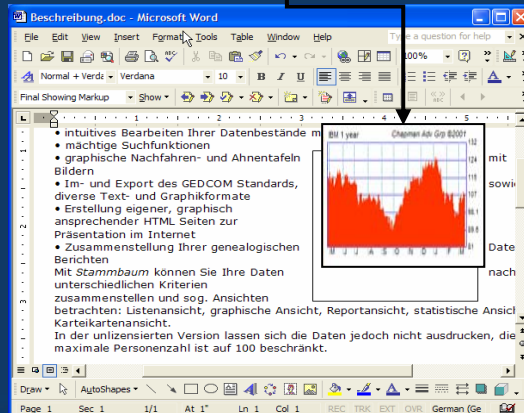
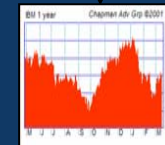
100	100	100
101	101	101
96	96	96
100	100	100

WSRP Service

100	100	100
101	101	101
96	96	96
100	100	100

Couche présentation

Couche présentation



Comment utiliser WSRP...

Producteur

- Développement d'une portlet (utilisant IBM API ou JSR 168)
- Installer la portlet (installation standard)
- Exposer la portlet comme un service WSRP (1 click !!!)

Consommateur

- Établir une connexion sur le Producteur (à faire 1 x)
- Consommer la portlet sur le portail Producteur
- Positionner les droits et les rôles sur cette nouvelle portlet (idem portlet locale)
- Positionner la portlet dans une page

Agenda

Principes & Architecture

Intégration d'applications

❖ Contenu

- Portal Document Manager (PDM)
- Editeur de documents bureautiques
- Recherche
- WCM
- Perso

Collaboration

Conclusion

Portal Document Manager

- Gestion de documents depuis WebSphere Portal
 - Navigation à travers la hiérarchie des dossiers définie par l'utilisateur
 - Catégorisation, taxonomie
 - Affichage, ajout, suppression et modification des documents & dossiers

- Contrôle d'accès aux dossiers & documents
- Version de documents
- Approbation des modifications via un workflow personnalisable
- Recherche dans les dossiers & documents
- Abonnement aux dossiers & documents

The screenshot displays the Delta Pacific Bank portal interface. At the top, there is a navigation bar with 'My Workplace' selected. Below it, a 'Document Library' section is visible, featuring a table of documents and a folder tree on the left.

Title ^	Author	Modified
<input type="checkbox"/> Compensation		7/23/2004
<input type="checkbox"/> Escalation Process		8/04/2004
<input type="checkbox"/> Grievances		9/03/2004
<input type="checkbox"/> Manuals		8/04/2004
<input checked="" type="checkbox"/> Proposals (FYI) NEW!		9/03/2004
<input type="checkbox"/> Accessibility policy and requirements	Roy Sanchez	7/12/2004
<input type="checkbox"/> Dependencies	John Speakerman	8/04/2004
<input type="checkbox"/> depend_table Q2	Susan Predergast	6/06/2003
<input type="checkbox"/> Detailed report on EMCR quality engineering	Shuhong Dai	9/2/2004
<input checked="" type="checkbox"/> EMCR Project Issues (full table as of 9/01/2004)	Miguel Santiago	8/12/2004
<input type="checkbox"/> Notes on policy efforts currently in progress	Roy Sanchez	8/24/2004
<input type="checkbox"/> Process Whitepaper NEW!	John Speakerman	7/22/2004

Outils bureautique intégrés

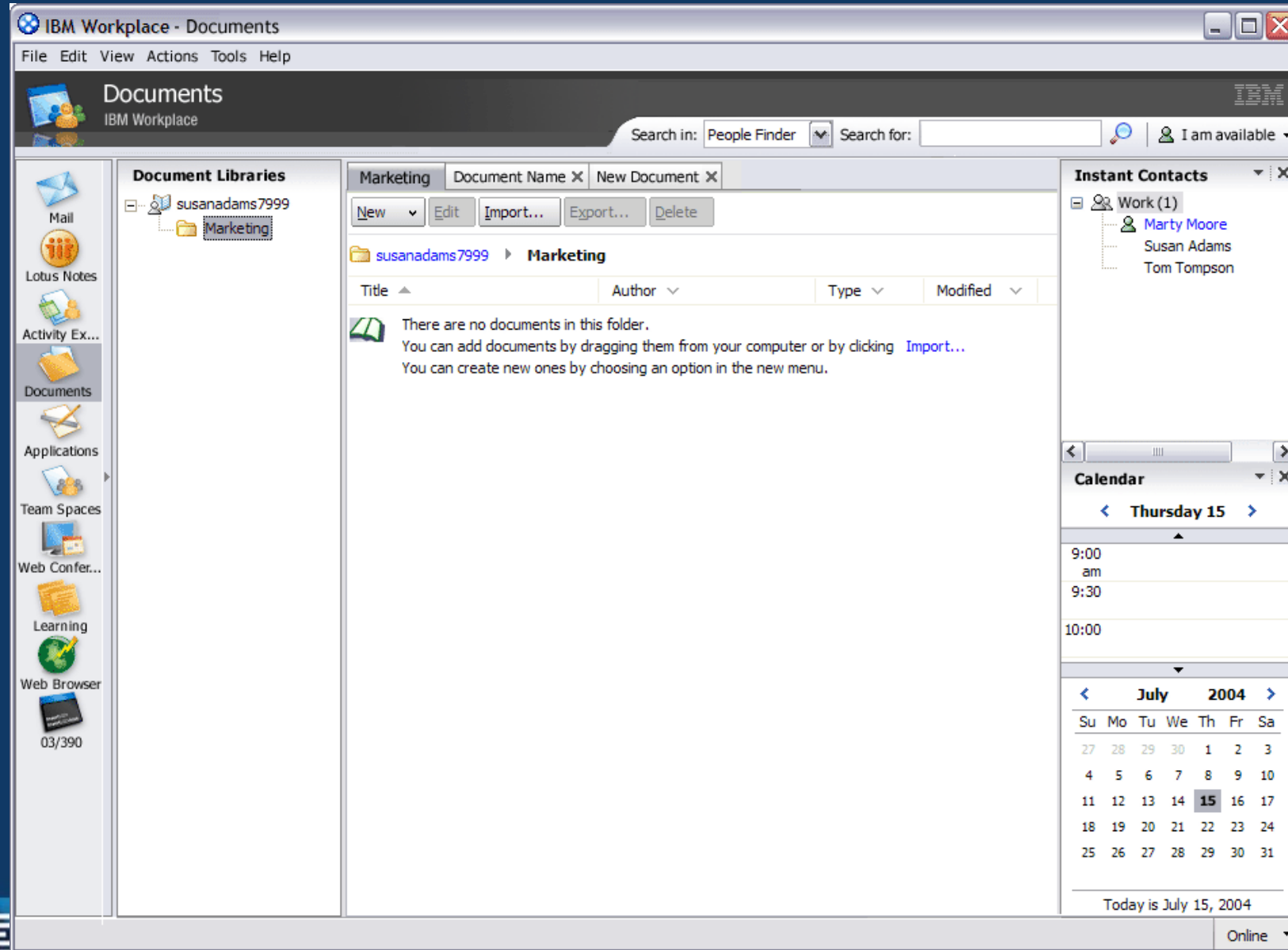
- Éditeurs texte riche, feuille de calcul et présentation
- Disponible depuis le navigateur et sans **aucune installation** sur le Poste Client
- **Aucune licence à acquitter**
- Convertisseur de formats de documents : un document MS Word peut être lu par la suite bureautique intégrée

The image shows two overlapping browser windows. The left window displays a document viewer for a file named 'Scorecard.doc'. The document content includes a 'Table of Contents' with links to '[Scorecard]' and '[The Quarter]', followed by a section titled 'The Quarter' with a sub-heading 'The Quarter' in green. The text below discusses IBM's third-quarter 2002 results, mentioning earnings per share and revenue of \$19.8 billion. The right window displays a pie chart titled 'Revenue 3Q (\$19.8b)'. The chart is divided into seven segments, each representing a different business unit. A legend on the right side of the chart identifies the segments: Global Services (blue), Enterprise Systems (dark red), Personal and Printing Systems (yellow), Technology (light blue), Software (purple), Global Financing (orange), and Enterprise Investments (dark blue).

Business Unit	Color
Global Services	Blue
Enterprise Systems	Dark Red
Personal and Printing Systems	Yellow
Technology	Light Blue
Software	Purple
Global Financing	Orange
Enterprise Investments	Dark Blue

Accès aux documents via Client Riche (*)

(*) fonction IBM Workplace

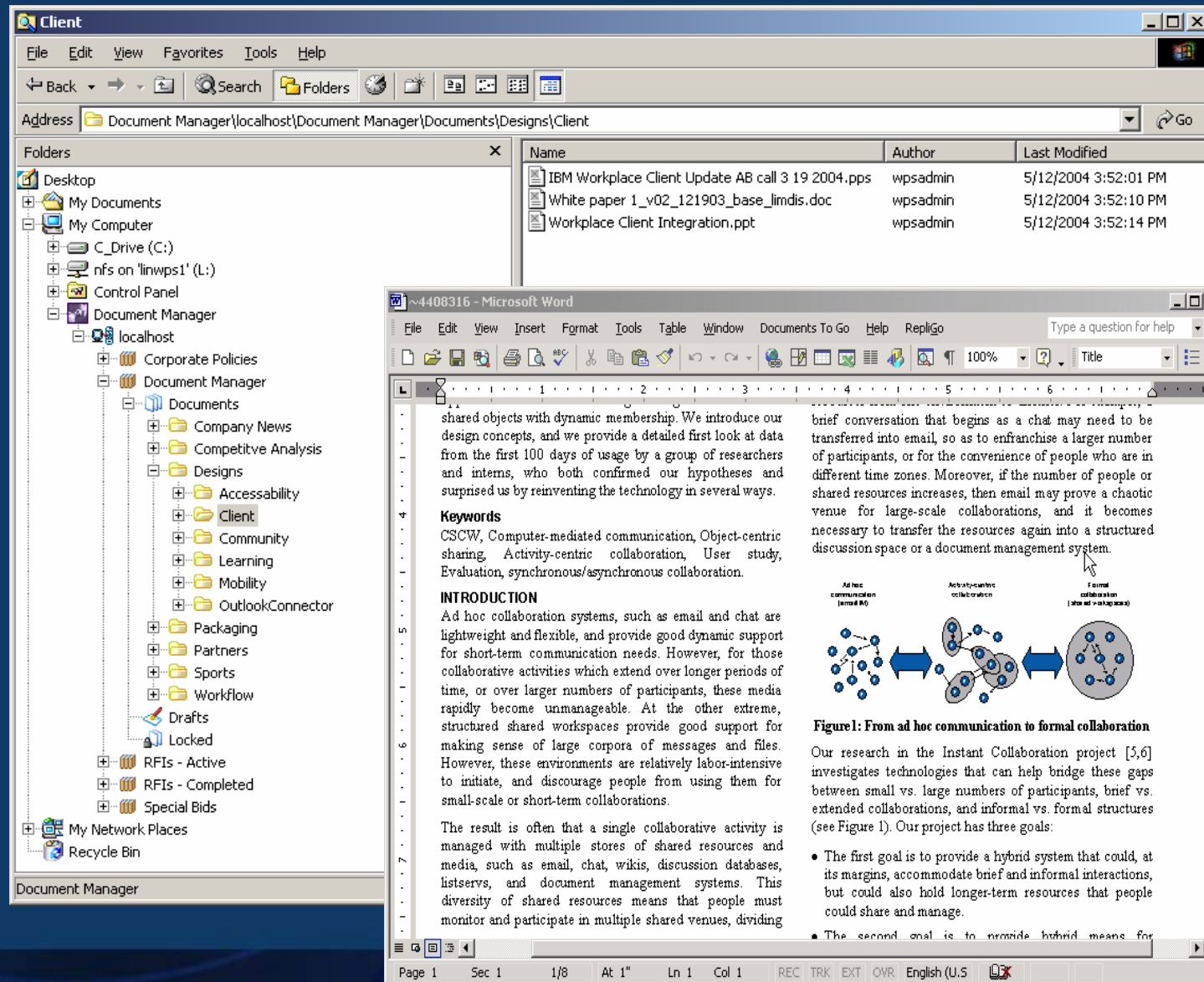


Intégration au bureau Windows (*)

(*) Délivré maintenant dans IBM® Workplace™ Services Express et prochainement dans WebShere Portal

L'extension à l'explorateur Windows permet de travailler avec des documents serveur comme si ils étaient locaux

Les fichiers sont automatiquement stockés sur le "Portal Document Manager" du serveur



Recherche

- Fonctions d'indexation et de recherche améliorée
 - Analyse de texte évoluée, résumé, catégorisation, taxonomie
- Augmentation du nombre de formats de documents indexés
- Portlets d'archivage, de recherche et d'accès aux documents

Document Search ? - □

Search Results [Browse Documents](#)

Search whole document for







🔍 Search

Search In: For: Select document type: Search Under:

[Hide Advanced Options](#) | [Clear Search Results](#)

Results for: **flowers**

5 results found, sorted by relevance [Sort by Date](#) | [Hide Details](#) 1 - 5 of 5

http://willrc:9080/PlantsByWebSphere/login.jsp	73% 8/14/03
<i>http://willrc:9080/PlantsByWebSphere/login.jsp</i>	
<i>Summary:</i> If you are a Return Customer and previously set up an account and profile with Us please enter your E mail address and password If you are a New customer you can register for your own account here Flowers : Fruits & Vegetables : Trees : Accessories	
<i>Category</i> ->root->Uncategorized  	
http://willrc:9080/PlantsByWebSphere/servlet/AccountServlet?action=account	73% 8/14/03
<i>http://willrc:9080/PlantsByWebSphere/servlet/AccountServlet?action=account</i>	
<i>Summary:</i> If you are a Return Customer and previously set up an account and profile with Us please enter your E mail address and password If you are a New customer you can register for your own account here Flowers : Fruits & Vegetables : Trees : Accessories	
<i>Category</i> ->root->Uncategorized  	
http://willrc:9080/PlantsByWebSphere/servlet/ShoppingServlet?action=getocart	73% 8/14/03
<i>http://willrc:9080/PlantsByWebSphere/servlet/ShoppingServlet?action=getocart</i>	
<i>Summary:</i> Here is the contents of your shopping cart You can edit the quantities from this page and select 'Recalculate' to adjust your selections and subtotal Select 'Checkout' to begin the checkout process	
<i>Category</i> ->root->Uncategorized  	
http://willrc:9080/PlantsByWebSphere/promo.html	72% 11/11/02
<i>http://willrc:9080/PlantsByWebSphere/promo.html</i>	
<i>Summary:</i> Gardens of Summer: They all start with the right colors and we've got them all	

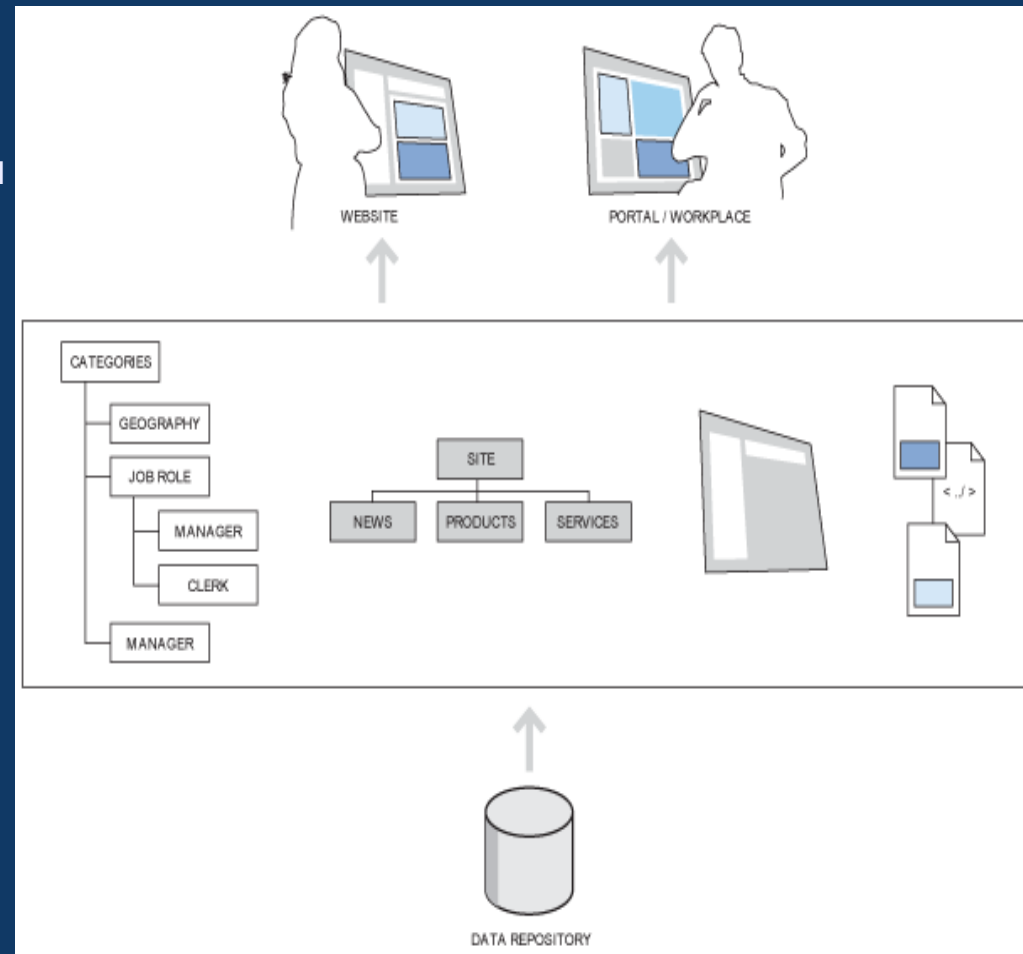
Demo...

ENVISION
DECISIONS



IBM Lotus Workplace Web Content Management

- Permet de Créer(Rédiger), d'Assembler, d'Organiser, de Maintenir et de Publier du contenu dans des sites Web.
- Rédaction basée sur des Templates
 - End users
 - Élimine l'action systématique des webmasters
- Séparation du contenu de la structure et du design
 - Facilite la réutilisation.
- Sitemap
 - Génère automatique la navigation
- Taxonomies
 - Catégorisation des documents et réutilisation dans différentes localisation
 - Personnalisation
- Sécurité
 - Les utilisateurs ne voient que ce à quoi ils ont droits
- Composants réutilisables
- Cycle de vie
 - De la création, jusqu'à l'archivage



L'interface de gestion de contenu

Product

Affichage de 1 - 2 élément(s) sur 2 Filtrés

	<u>Filtre</u>	<u>Filtre</u>	<u>Filtre</u>	<u>Filtre</u>
<input type="checkbox"/>	<u>Nom</u>		<u>Statut</u>	<u>Date d'enregistrement</u>
<input type="checkbox"/>	Domino	ooo		22 oct. 2003 01:26:25 CEST
<input type="checkbox"/>	WebSphere	ooo		22 oct. 2003 01:26:41 CEST

- + Bibliothèque de contenus
- + Conception et développement
- Gestion de site
 - + Structure du site
 - Zones de site par titre
 - Gestion de catégories
 - All Categories
 - Intranet Categories
 - + Cities
 - + Color
 - + Feature
 - + Homepage Component
 - **Product**
 - Domino
 - WebSphere
 - + Template Type
- + Gestion de flux de travaux


IBM WebSphere Portal - Microsoft Internet Explorer

File Edit View Favorites Tools Help

Address http://tsmitt30.raleigh.ibm.com:9081/wps/myportal/!ut/p/_s_7_0_A/7_0_CH/.cmd/ad/.ar/1736760538/.pm/-/.c/6_0_9D/.ce/7_0_1BP/.p/5_0_18L/.d/2#7_0_1BP

MyStories: Label WCM Custom UI

Content Custom UI

 **YourCo** – building a better tomorrow

Name:

Description:


Author: Author Email:

Author Image: Browse...

Display Title:

Story Abstract:

Story Body:



Story BodysStory Bodys

Submit Publish Cancel

Content Renderer

Company News

- [WebSphere Application Server](#)
- [WebSphere Portal](#)
- [Lotus Domino](#)
- [Collaboration Center](#)

Internet

Personnalisation évoluée

Personalization Navigator

Select View:

Browsing Workspace Page 1 of 1

* Name	Type	Author	Last Modified
<input checked="" type="checkbox"/> Get Company X Competitor News	Rule	wpsadmin	November 29, 2004, 04:09:59 PM
<input type="checkbox"/> Get Competitor News	Rule	wpsadmin	November 29, 2004, 04:03:54 PM
<input type="checkbox"/> Get Corporate News	Rule	wpsadmin	November 29, 2004, 04:04:06 PM
<input type="checkbox"/> Get Docs	Rule	wpsadmin	November 29, 2004, 03:14:37 PM
<input type="checkbox"/> Get Travel News	Rule	wpsadmin	November 29, 2004, 04:03:16 PM

[Hide Explorer View](#) (1 selected) Page 1 of 1

Personalization Editor

Get Company X Competitor News Last Modified November 29, 2004, 04:09:59 PM

Located in [Workspace Root](#) wpsadmin

Description None

Output Type com.ibm.websphere.personalization.resources.cm.CmResource

Collection Type [Document Collection](#)

Rule Type Select Content

Select content

- whose Document Collection.Title includes X or
- whose Document Collection.Description includes X

order as is

Agenda

Principes & Architecture

Intégration d'applications

Contenu

❖ **Collaboration**

Conclusion



Collaboration Center

Helping You Work Together

ENVISIONS
DECISIONS

- Forum de discussion
- Messagerie instantanée
- Bibliothèque de documents
- Calendrier de groupe
- Liste de tâches
- Formulaire web avec workflow associé
- Espaces de travail virtuels

Delta Pacific Bank Welcome Cathy Robins! | Edit my profile | Help | Log off

Home | HR | **Collaboration Central** | Working Campus | Help Desk

Collaboration Center

Helping You Work Together

- Collaboration Tools

- Reservations

- Conference Rooms
- Teleconference
- Video Conference

- Best Practices

- Using the Tools
- Working Together
- Leading a Team

- Forums

Lotus Web Conferencing

Find Meeting | Schedule Meeting

To find an unlisted meeting, type the exact meeting name.

Active Meetings 1-2 of 2 [Refresh](#)

09/17/2002

11:00 am **Review BBB report with Jane**

- Cathy Robins
- Project Update Meeting
- Marie DePaul

1-2 of 2 [Refresh](#)

My Team Workplaces

View | Advanced Search | New

Search My QuickPlaces

My QuickPlaces 1-5 of 12 [Refresh](#)

Title	Updated
Prospects QuickPlace	09/17/2002
BBB Acquisition War Room	09/16/2002
Acquisitions Board	08/29/2002
Project Manager Resource	08/13/2002
NewCard Acquisition	07/14/2002

1-5 of 12 [Refresh](#)

People Finder

Advanced Search

Search in:

Search for:

Search Site

[Advanced Search](#)

My Calendar

September 2002

17 Tuesday 18 Wednesday

- 11:00 AM Review BBB report with Jane
Location: e-meeting
- 03:00 PM Project Update
Location: NY 5661
- 01:00 PM BBB Review Team
Meeting Location: conference call

Lotus Sametime List

- Work
 - Gerald Brett
 - Mary LaRose
 - Dave Connolly
- Prospects
 - Brenda Churchill
 - Cathy Robins
 - Fred Hull
 - Joy Murray

My Lotus Notes Mail

Server: ecat-hub.lotus.com

Subject	Who	Date
Hi there	Alan Lepofsky	05/17/2002
here is the file you need	Alan Lepofsky	05/17/2002
what's up with the new project?		

Chat
Send E-mail
Show Profile



Demo...

ENVISION
DECISIONS



Portlet d"email" consolidée (Lotus , IMAP, POP3 et Exchange)

The screenshot shows a web browser window displaying the IBM WebSphere Portal. The main content area features an email portlet with the following elements:

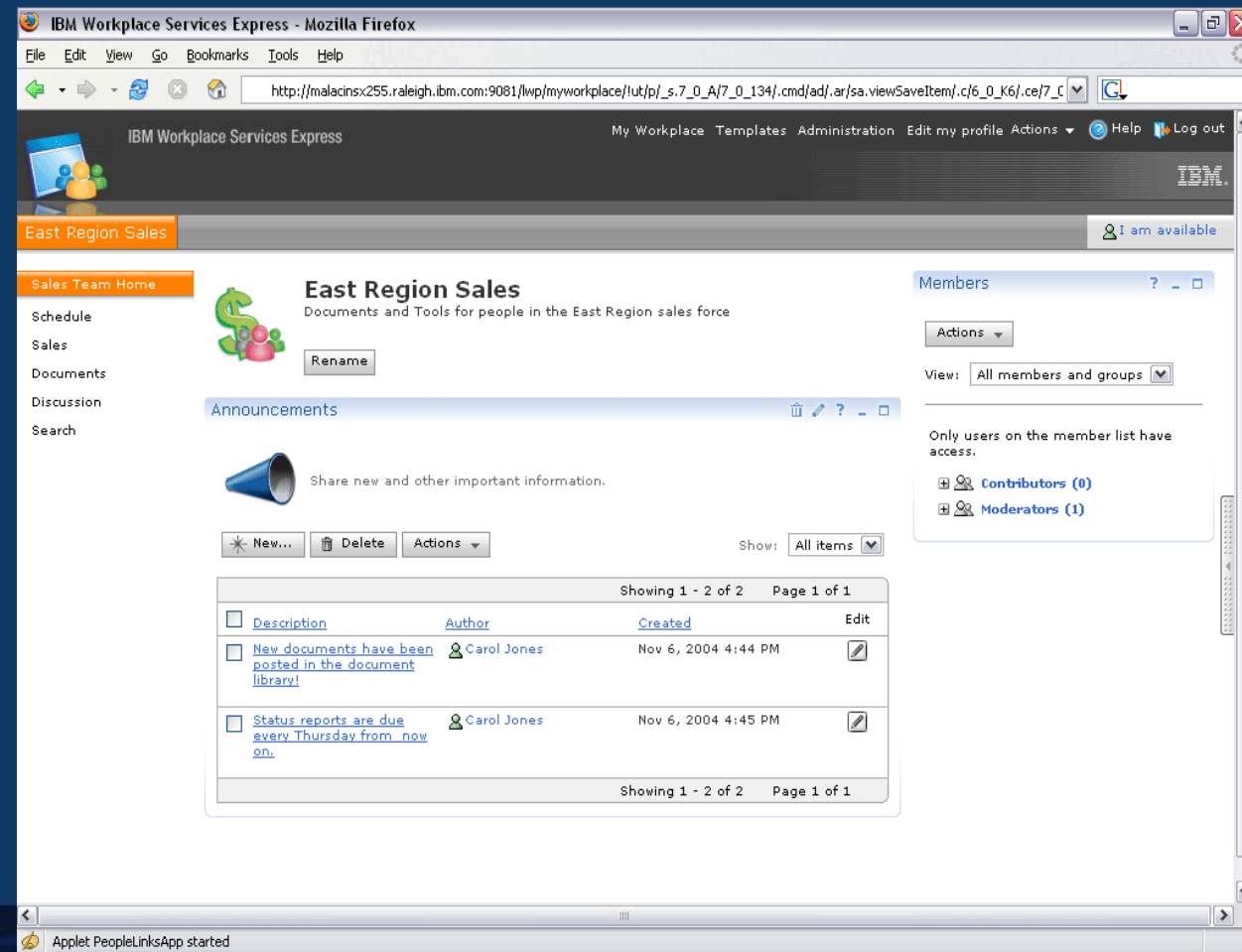
- Navigation:** A menu bar at the top includes "My Workplace", "Welcome", "Personalization", "My Work", "Documents", "My Finances", and "My Favorites". Below it, a secondary menu has "E-mail", "Productivity", "Calendar", and "Developers Area".
- Instructions:** A text block explains that users can access Lotus Domino-based, Microsoft Exchange-based, IMAP-based, or POP3-based e-mail from the IBM Common Mail portlet. It provides instructions on how to configure the portlet using "Configure page" and "Edit page" icons.
- Mail Portlet:** A section titled "Mail" contains a toolbar with buttons for "Check for Mail", "Compose", "Move to Folder...", "Delete", "Manage Folders", and "Actions".
- Inbox List:** A table displays the contents of the inbox. The table has columns for "From", "Subject", "Date", and "Size".

From	Subject	Date	Size
Luciano Resende	! Please get ready for the session practice in the morning	11/3/04	1K
Luciano Resende	Websphere Conferece demo 1	11/1/04	1K
Administrator	Your Credit Card Information	11/1/04	1K
Luciano Resende	Fw: Save More on Bargain Hotels in Seattle, WA!	10/30/04	29K
IBM developerWorks newsletters	IBM developerWorks technology, Issue 43 - 2004 October 28	10/29/04	53K
Luciano Resende	Fw: 130.000 vagas de emprego em todo Brasil!	10/28/04	62K
Luciano Resende (Discussion List)	Fw: Reveillon Internacional	10/28/04	18K
Luciano Resende	Fw: All Access Birthday Bonus	10/28/04	14K
Luciano Resende	Fw: O emprego e a retomada econômica	10/27/04	21K

IBM® Workplace™ Collaboration Services

IBM® Workplace™ Collaboration Services est un ensemble de composants collaboratifs basés sur J2EE

- Team collaboration services
- Document services
- Messaging services
- Web content management services
- Learning services



Agenda

Principes & Architecture

Intégration d'applications

Gestion de documents & recherche

Collaboration

 **Conclusion**

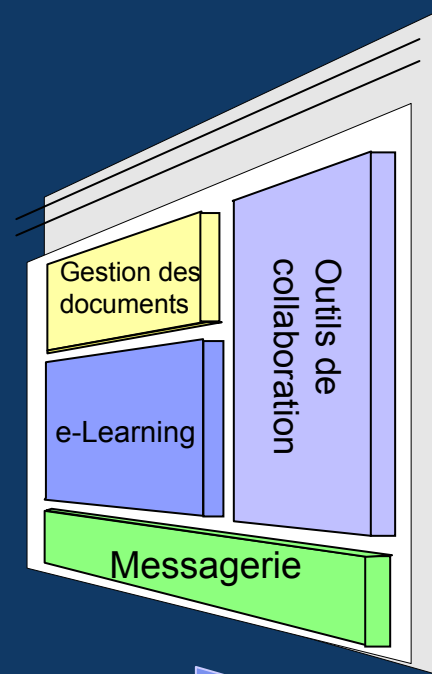
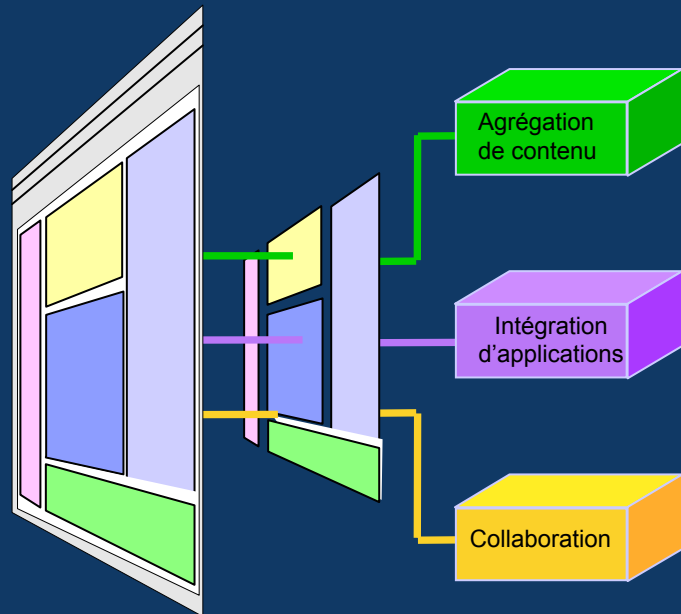
WebSphere Portal

Lotus Workplace

Interface utilisateur & Intégration

Applications collaboratives

Présentation Services Portail Intégration



Gestion des documents & contenu

Publication Web
Gestion documentaire d'entreprise

eLearning

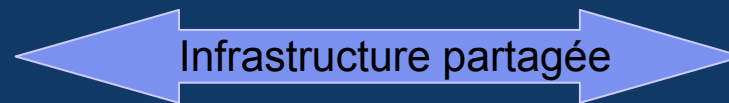
Développement & gestion de cours
Cours en ligne

Collaboration

Messagerie instantanée
Réunions virtuelles
Espaces collaboratifs

Messagerie

Messagerie asynchrone
Agenda
Carnet d'adresses





ENVISION

Lotusp^here[®] 2005

DECISIONS





Lotusphere[®] 2005



DECISIONS

ENVISION



**Le point sur la gestion des contenus
(documents, web, workflow,...)**

Best of Lotusphere 2005

Vendredi 11 février 2005 – Paris La Défense

Herbert Hilhorst – pan-EMEA Technical Sales

Agenda

- Introduction : gestion de contenu
- JSR 170
- Domino
 - Lotus Domino Document Manager
 - Lotus Workflow
- Workplace
 - Workplace Documents
 - Workplace Web Content Management
- Résumé

Introduction de gestion de contenu

ENVISION
DECISIONS



IBM Content Management Portfolio

Documents collaboratifs:

- documents Office
- chats
- e-mail



Rich Media:

- photos
- videos
- audio



Entreprise Content Management (ECM) transforme l'information capturée en contenu facile à stocker, trouver, utiliser, mettre à jour et supprimer

GED de production:

- numérisation
- archivage des données
- Impression de masse / sorties écran



Gestion de contenu Web

- Internet
- intranet
- extranet



JSR 170

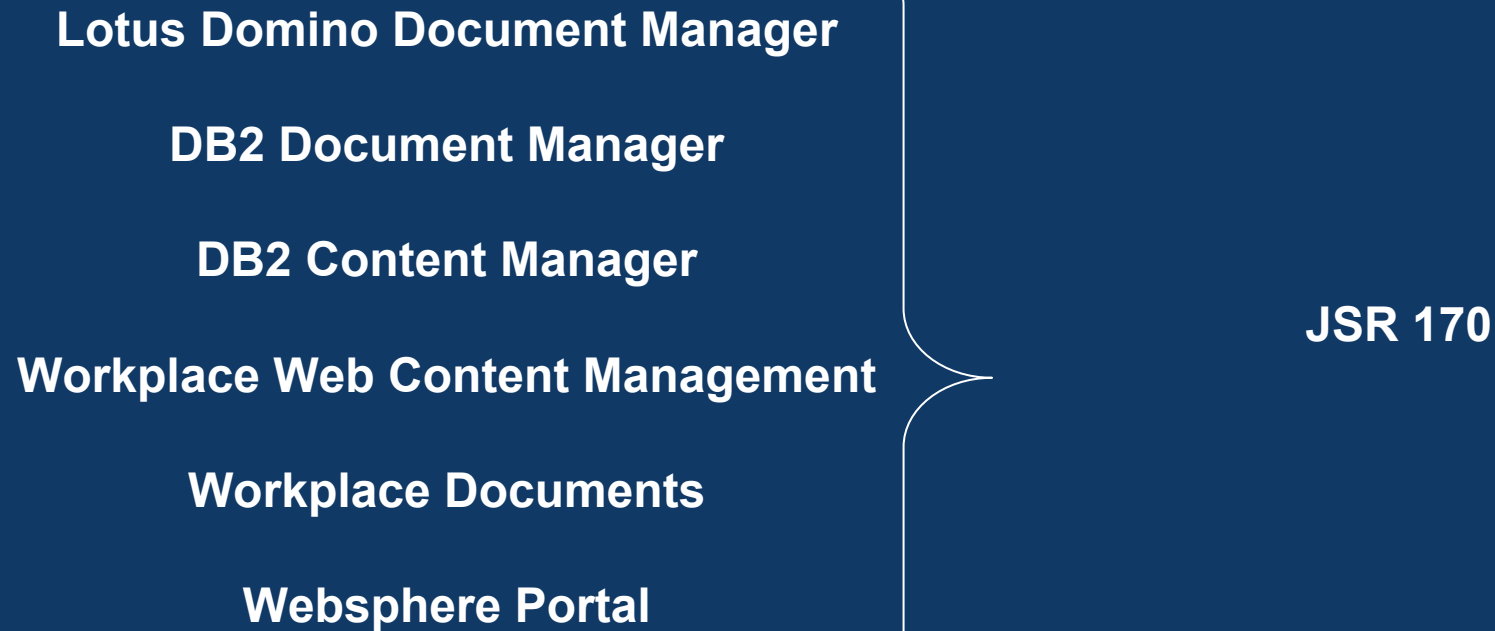
ENVISION
DECISIONS



JSR 170 – API Java™ pour accès au (référentiel) contenu

- Le but du Java Community Process (JCP) est de standardiser la plate-forme Java à l'aide de spécifications JSR (Java Specification Request)
- JSR 170 est une API proposée pour standardiser l'accès au contenu
- Cette spécification permet de développer des applications de gestion de contenu qui peuvent être déployées sur des référentiels différents (ou quels que soient les référentiels utilisés)
- Spécifie une API et un modèle d'information pour
 - Liens
 - Contrôle de version
 - Recherche
 - Transactions
 - Verrouillage

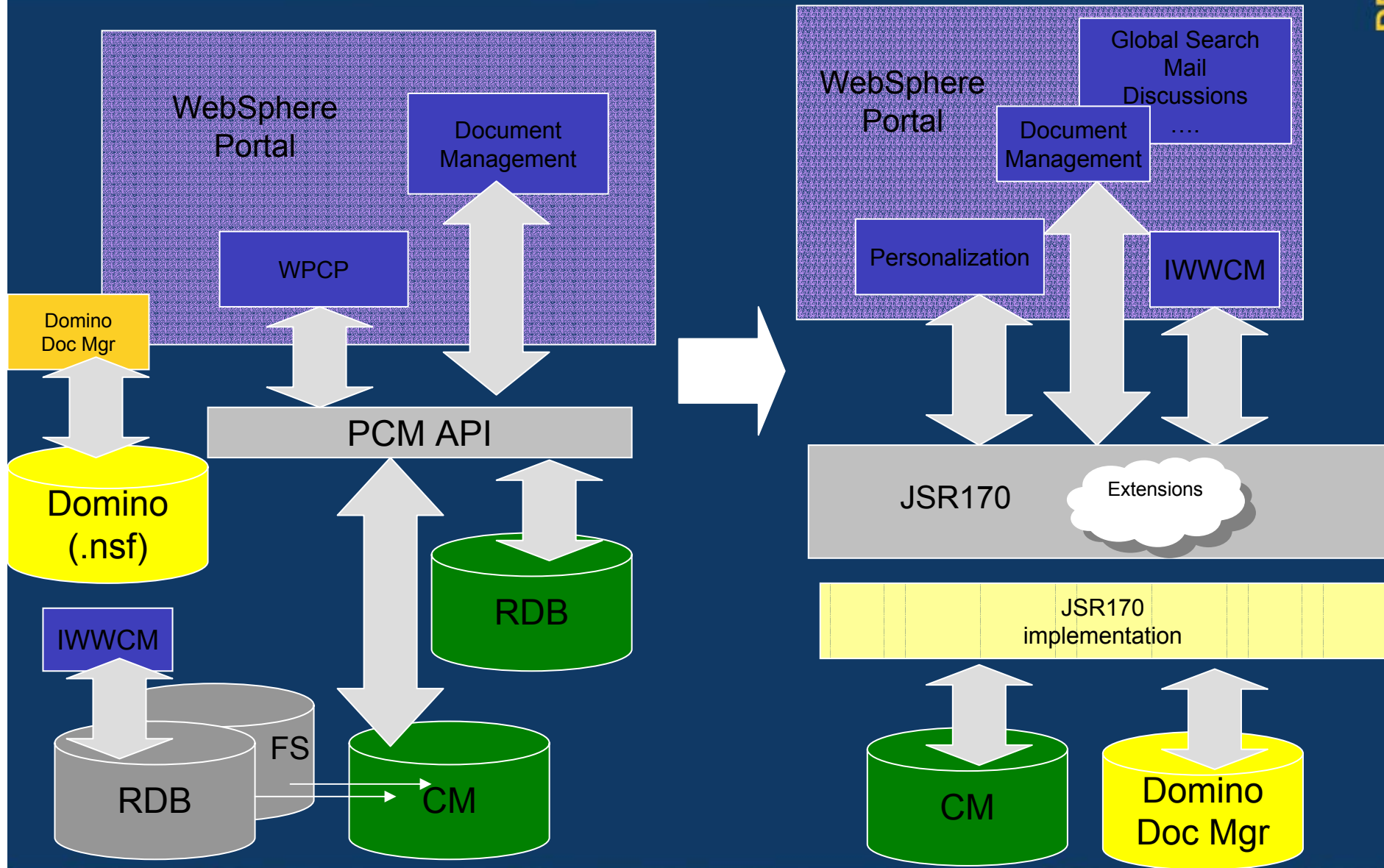
IBM Content Management Portfolio – Support des standards



JSR 170 – Avantages

- Interface commune entre différents référentiels et différentes sociétés
- Permet une co-existence pour des référentiels multiples
- Garantit les évolutions futures
- Pont vers Lotus Workplace

Convergence de référentiels



Domino

ENVISION
DECISIONS



La famille de produits autour de Domino

- Première version “commune” : 6.5.1
- Plates-formes communes
- Langues supportés communes
- Navigateurs supportés communs
- Les produits sont testés et supportés pour fonctionner ensemble

Lotus Domino Document Manager

ENVISION
DECISIONS

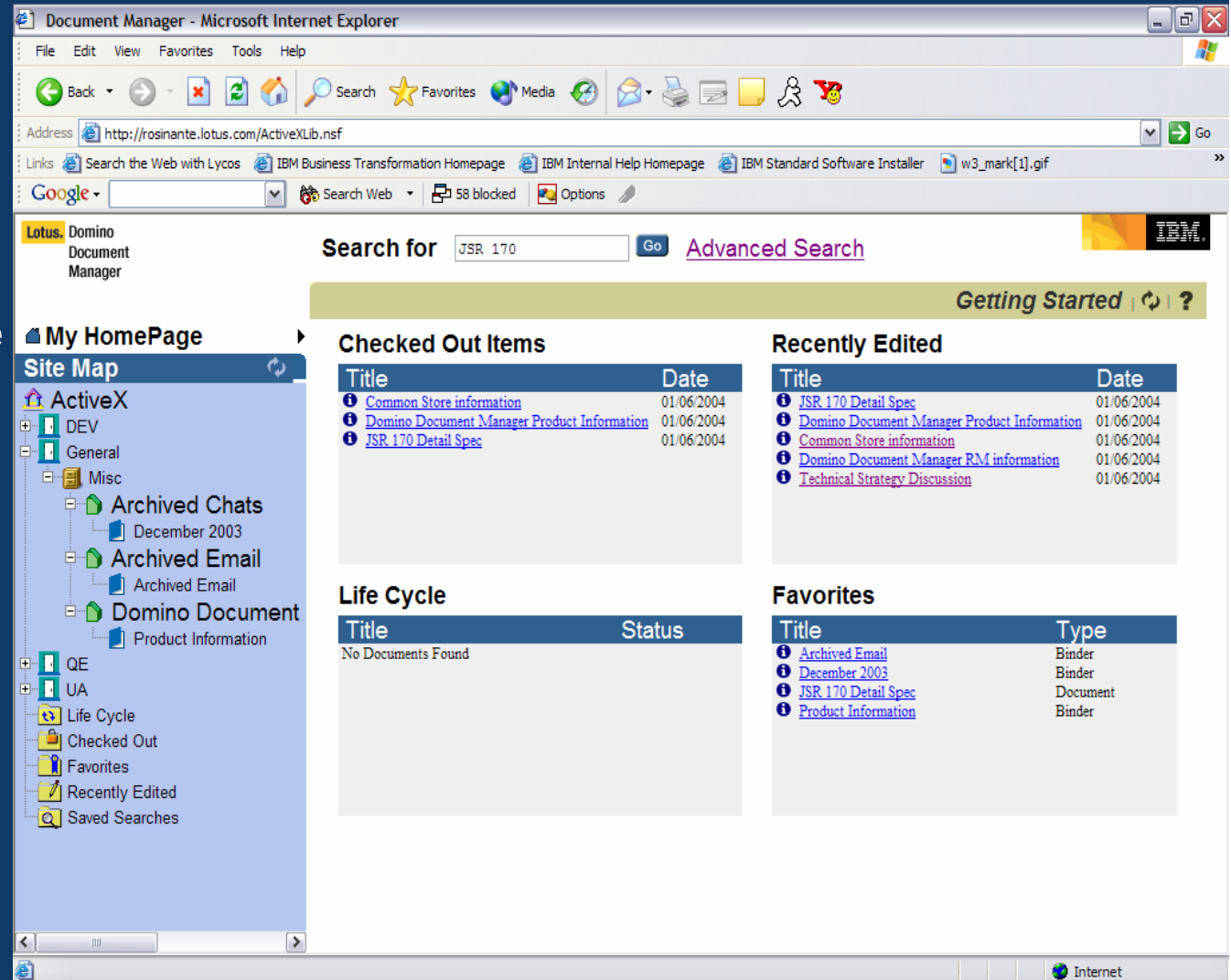


Les besoins de gestion documentaire

- Réduire les coûts de productivité des utilisateurs
- Réduire les coûts matériels
- Rendre le contenu auditable

Lotus Domino Document Manager (Domino.Doc)

- Bibliothèque
 - Profil des documents
 - Verrouillage en mise à jour distribué
 - Contrôle des versions
 - Sécurité
 - Recherche avancée
- Gestion du cycle de vie
 - Cycles de révision et d'approbation
 - Publication
 - Archivage
- Intégration (ODMA)
 - Interface avec Office
 - Messagerie (Outlook et Notes)
 - Explorateur Windows
- Collaboration
 - Forum de discussion
 - Intégration avec Sametime

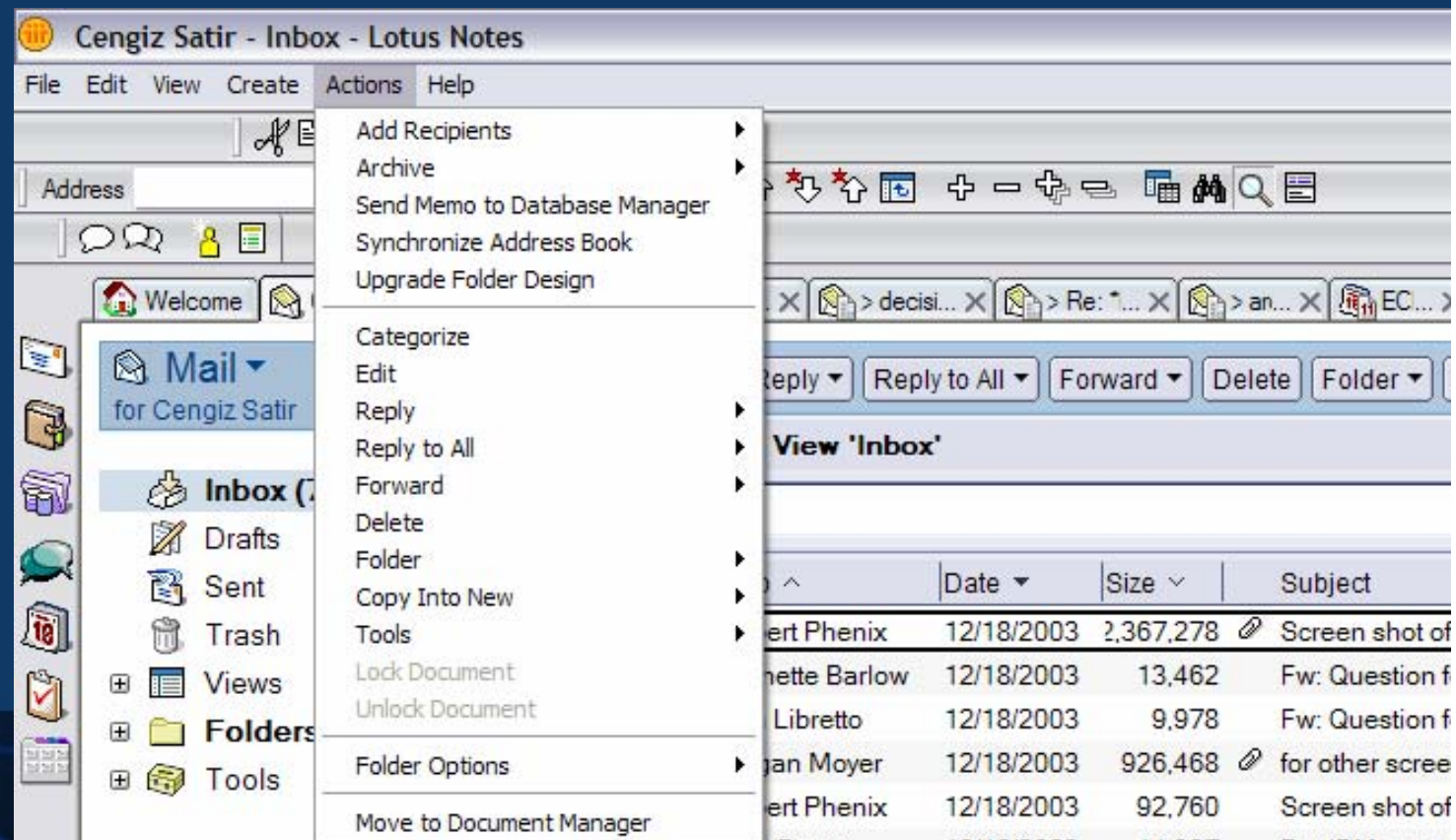


Les nouveautés dans 6.5.1

- Domino.Doc devient Lotus Domino Document Manager
- Améliorations de l'interface Web
- Intégration messagerie (Notes)
- Stockage des conversations instantanées (Sametime)
- Support LDAP (Single Sign On – SSO) – client bureautique et Web
- Performances de recherche

Exemple : intégration messagerie

- Interface utilisateur d'intégration installé directement avec client Notes
- Archiver des messages sélectionnés dans des bibliothèques spécifiées
- Options pour copier, déplacer ou supprimer des attachements, créer des documents multiples et envoyer des messages texte dans LDDM



Lotus Domino Document Manager 7.0

- JSR 170
- Support pour plus d'applications bureautiques
- Support pour le stockage optionnel dans DB2
- Améliorations pour l'administration
- Support pour Netegrity Siteminder
- Support des plates-formes
 - Notes/Domino 6.0.3, 6.5.2 et 6.5.3
 - Navigateurs Web : IE 6.0, Safari (Mac OSX seulement)
 - OS: Win XP, 2000, 2003 Serveur; AIX 5.1, AIX 5.2; Solaris 8/9, iSeries V5R3

Lotus Workflow

ENVISION
DECISIONS



Les besoins de gestion des processus

- Elimination des coûts induits par les "retards" dans les processus d'entreprise
- Réduction des traitements d'opportunités dû aux processus non adaptables
- Surveiller, améliorer et redéfinir les processus rapidement sans discontinuité de service
- Gestion centralisée des processus avec accès sécurisé & contrôle des versions
- Automatiser les processus d'entreprise plus facilement et plus rapidement (réutilisation)

Lotus Workflow

■ Architecte

- Outil de modélisation graphique; modifier dynamiquement les organigrammes en glissant des tâches
- Réutilisation des objets d'un processus
- Maintenir des instances dans leur versions existantes et activer des nouvelles versions

■ Moteur

- Annuaire Organisation
- Application
- Définition des processus
- Conteneur pour les objets des processus
- Éléments optionnels

■ Viewer

- Visualisation des activités
- Très utile pour des processus complexes avec plusieurs intervenants ou équipes
- Disponible pour les clients Notes et Web

The top screenshot shows the Lotus Workflow Architect interface for a process named 'Purchase Order - Version 1'. The main workspace displays a flowchart starting with a 'Start' node, followed by an 'Initiate' task, a decision diamond 'Check amount' (with conditions 'Amount <= 1000' and 'Amount > 1000'), and tasks 'Manager approval' and 'Controlling'. A 'CC Approve' task also connects to 'Manager approval'. A right-hand pane lists various process objects like 'Employee Hiring' and 'Purchase Order'. Below this is a Lotus Notes interface showing an organizational structure tree and a 'My Activities' table.

Activity	Job	Activity due
Approval(Graphics Team-Purchase Request)	Color Printer	
Manager Review(-Job Requisition)	HR staff	
Manager Review(Marketing-Job Requisition)	System Admin.	
Select Candidates(T Dept-Job Interview)	Senior Engineer	
Initiate(Thinkpad T22-Purchase Request)	IBM Laptop	07/06/2001

The bottom screenshot shows a web browser displaying the 'Employee Hiring' process viewer. It features a detailed flowchart with tasks like 'Validate Job Description and Salary', 'Initiate Job Requisition', 'Manager Review', 'Setup Interviews', and 'Select Candidates'. A 'Manager Review' pop-up window is open, showing details: 'Description: Manager Review', 'Owner: Buzz Lightyear', and 'Main document: Unchanged'.



Lotus Workflow 6.5.1

- Améliorations des performances
- Améliorations LDAP
- Intégration avec Lotus Domino Document Manager pour les plates-formes non-Windows
- Archivage amélioré – plus fiable et facile
- Support de Mozilla pour Linux
- Amélioration de performances des APIs Java

Lotus Workflow 7

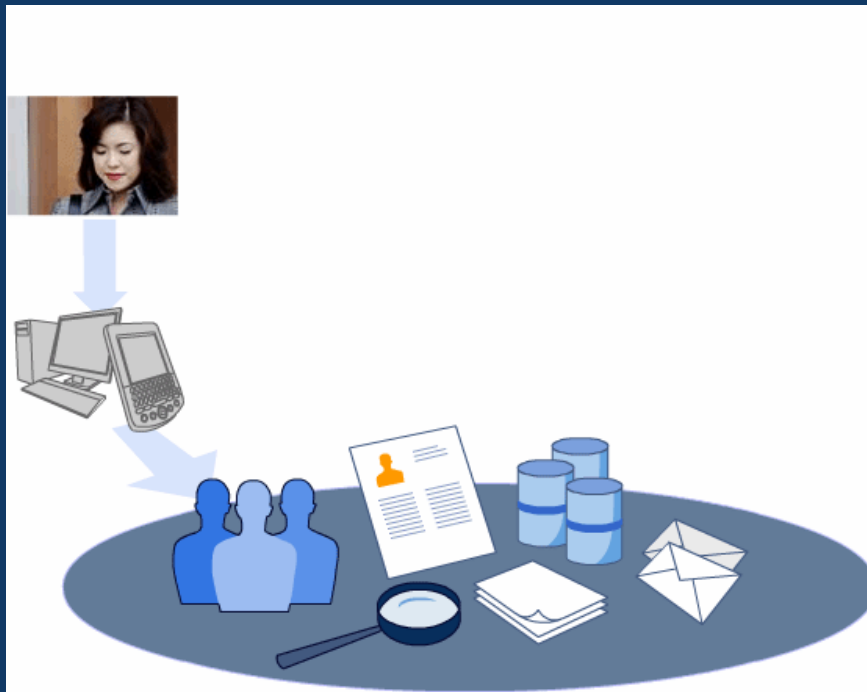
- Exposer des services basiques de Workflow en tant que Web Services
- Améliorations de productivité
- Fiabilité, disponibilité et facilité de gestion

Workplace

ENVISION
DECISIONS



Workplace, c'est quoi?



- Un environnement dynamique qui intègre tous les **outils collaboratifs**, les **applications**, et les **connexions** demandés pour les besoins du métier
- Workplace intègre les fonctions en tenant compte de l'**identité** des utilisateurs, leur **rôle** dans le contexte du **processus du métier**.
- **Extensible** par les services informatiques et nos partenaires qui peuvent créer des applications métiers pour **améliorer la réactivité et l'agilité des entreprises**

Workplace Documents

ENVISION
DECISIONS



Workplace Documents

- **Le client riche inclut :**
 - Gestion de documents autonome
 - Editeurs de document puissants (pour traitements de texte, tableurs et présentations)
 - Stockage chiffré et utilisation en mode déconnecté

- **Le Navigateur internet inclut :**
 - Fonctions de gestion documentaires avec accès aux bibliothèques de documents du portail
 - Editeurs de documents simplifiés
 - Présentiel et Messagerie instantanée intégrés; sauvegarde des discussions

- **Autres fonctions uniques :**
 - Bibliothèque de documents personnelle ;
 - Approbation des documents et brouillons / verrouillage de document / gestion de version ;
 - Visualiseurs de document, recherche et tri ;
 - Import des documents ; notifications
 - Etc ...

Workplace Documents 2.5

- **Intégration avec Explorateur Windows et Microsoft Office**
- **Expérience dans Workplace Client Technology**
 - Drag-and-Drop d'une bibliothèque personnelle
 - Création d'une bibliothèque dans le client
 - Importation d'un document dans une bibliothèque spécifique
- **Améliorations des éditeurs de documents**
 - Meilleure compatibilité avec Microsoft Office
 - Support des macros (OpenOffice scripting language)
 - Filtre Lotus 1-2-3 en lecture seulement (tech preview)
- **Nouvel outil 'Project Planner'**

Workplace Documents future

- JSR 170 : exemple intégration avec LDDM

The screenshot shows the IBM Workplace interface for 'Marketing Materials'. On the left, a sidebar contains navigation options: Messaging, Lotus Notes, Activity Explorer, Documents (highlighted), Team Spaces, Applications, Web Conferences, Learning, and Web Browser. The main area is divided into 'Document Libraries' and 'Marketing Materials'.

Document Libraries: A list of libraries is shown, with 'Marketing Materials' highlighted. A red box highlights the 'Marketing Materials' library.

Marketing Materials Table: A table listing documents with columns for Title, Author, Type, Modified, and Size.

Title	Author	Type	Modified	Size
About Workplace Documents	SusanAdams12	Presentation	1/14/05	82 KB
Converting Microsoft Office documents	SusanAdams12	Microsoft Word	1/14/05	8 KB
Lotus Workplace Documents 2.5 features	SusanAdams12	Microsoft Powe	1/7/05	303 KB
Productivity Tools in WCT	SusanAdams12	Microsoft Word	1/12/05	6,290 KB
Sales figures with graph	SusanAdams12	Document	1/14/05	9 KB
Using Word to author documents in Workplace	SusanAdams12	Microsoft Word	1/7/05	20 KB
Workplace Docs Overview 7 May 04	SusanAdams12	Microsoft Powe	1/14/05	3,438 KB

Workplace Web Content Management

ENVISION
DECISIONS

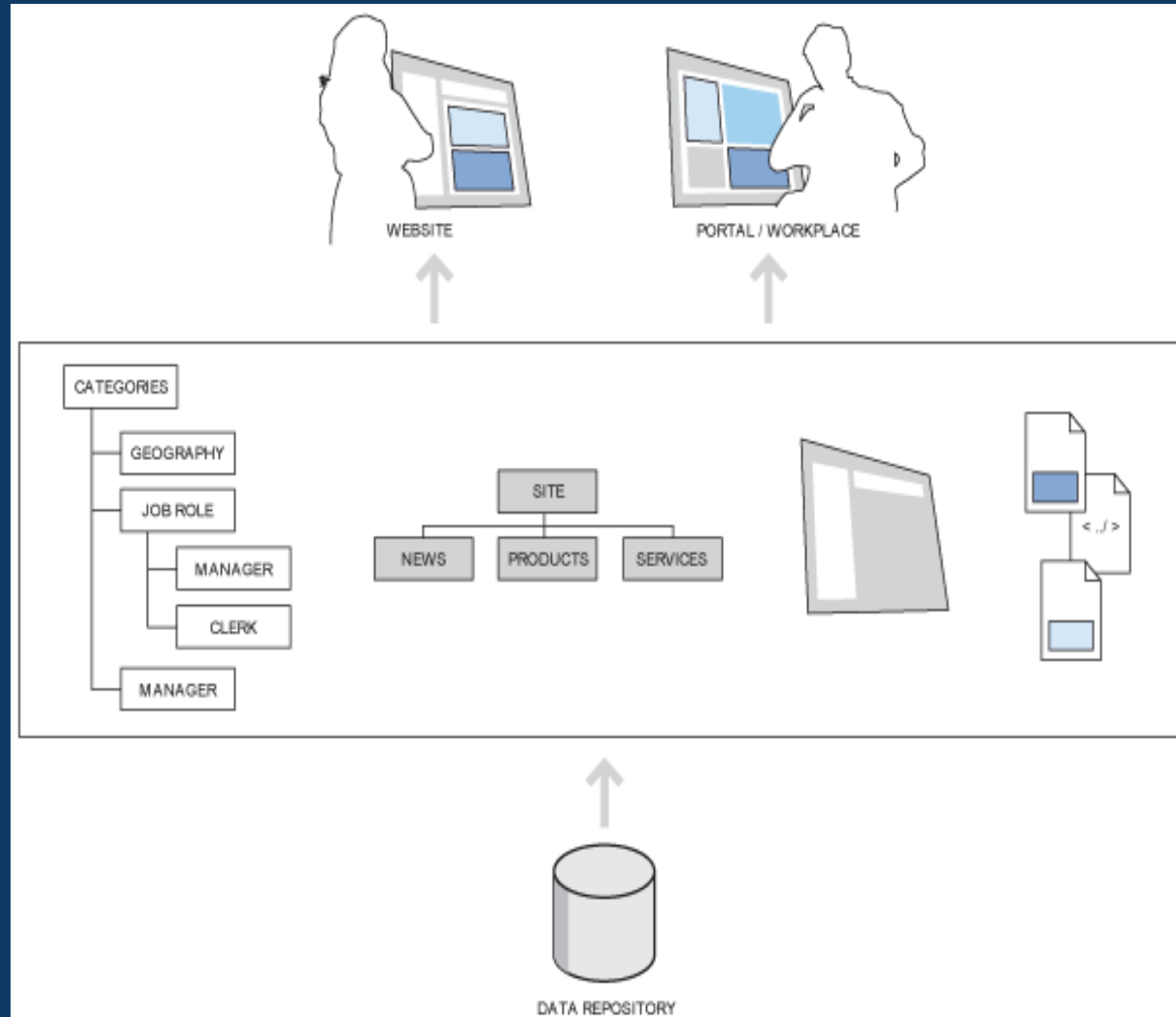


Besoins clients pour la gestion de contenu

- Gérer le surplus d'informations – dans les deux ans à venir, on créera plus de contenu que dans toute l'histoire humaine.
- Obtenir la bonne information pour la bonne personne au bon moment, donc rendre les site web efficaces et utiles
- Les problèmes à résoudre :
 - ▶ Charge de travail du webmaster
 - ▶ Permettre aux utilisateurs concernés de contrôler leur contenu Web
 - ▶ Règles métier et gestion de flux pour une gestion de contenu centralisée
 - ▶ Personnalisation pour cibler le contenu
- Réduire le coût total de possession (TCO) des projets web

Workplace Web Content Management

- Permet la gestion, assemblage, staging, maintenance, livraison de tout contenu pour les sites web
- Création basée sur des modèles
- Séparation du contenu, structure et format
- Sitemap
- Taxonomies
- Sécurité
- Composants ré-utilisables
- Cycle de vie
- ▶ API



Workplace Web Content Management 5.1/2.5

- Interface utilisateur améliorée (basée sur des portlets), comme :
 - Tri et filtrage
 - Actions sur objets multiples
 - Editeurs de documents
 - Lien pour éditer directement du contenu

- Portlets personnalisables et liste de workflow

- Gestion des utilisateurs d'entreprise et support des annuaires

- Installation avec WebSphere Portal (5.1)

- Et 5.1 en plus...
 - Ré-utilisation de l'éditeur de documents de WebSphere Portal
 - Utilisation du contenu géré dans Portal Document Manager
 - *Bientôt intégration avec WebSphere Portal Personalization (5.0.1.1)*

Workplace Web Content Management

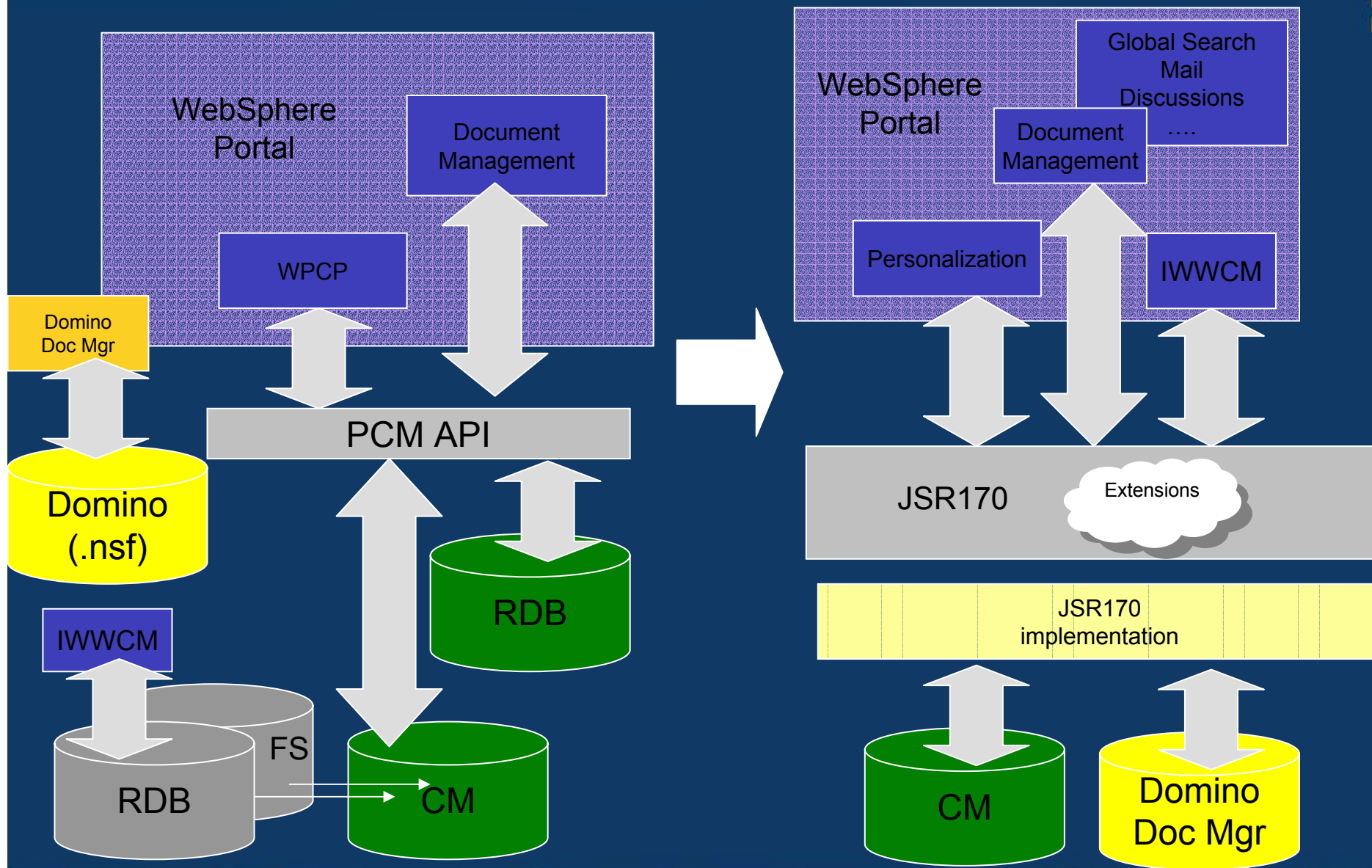
- Démo !

Résumé

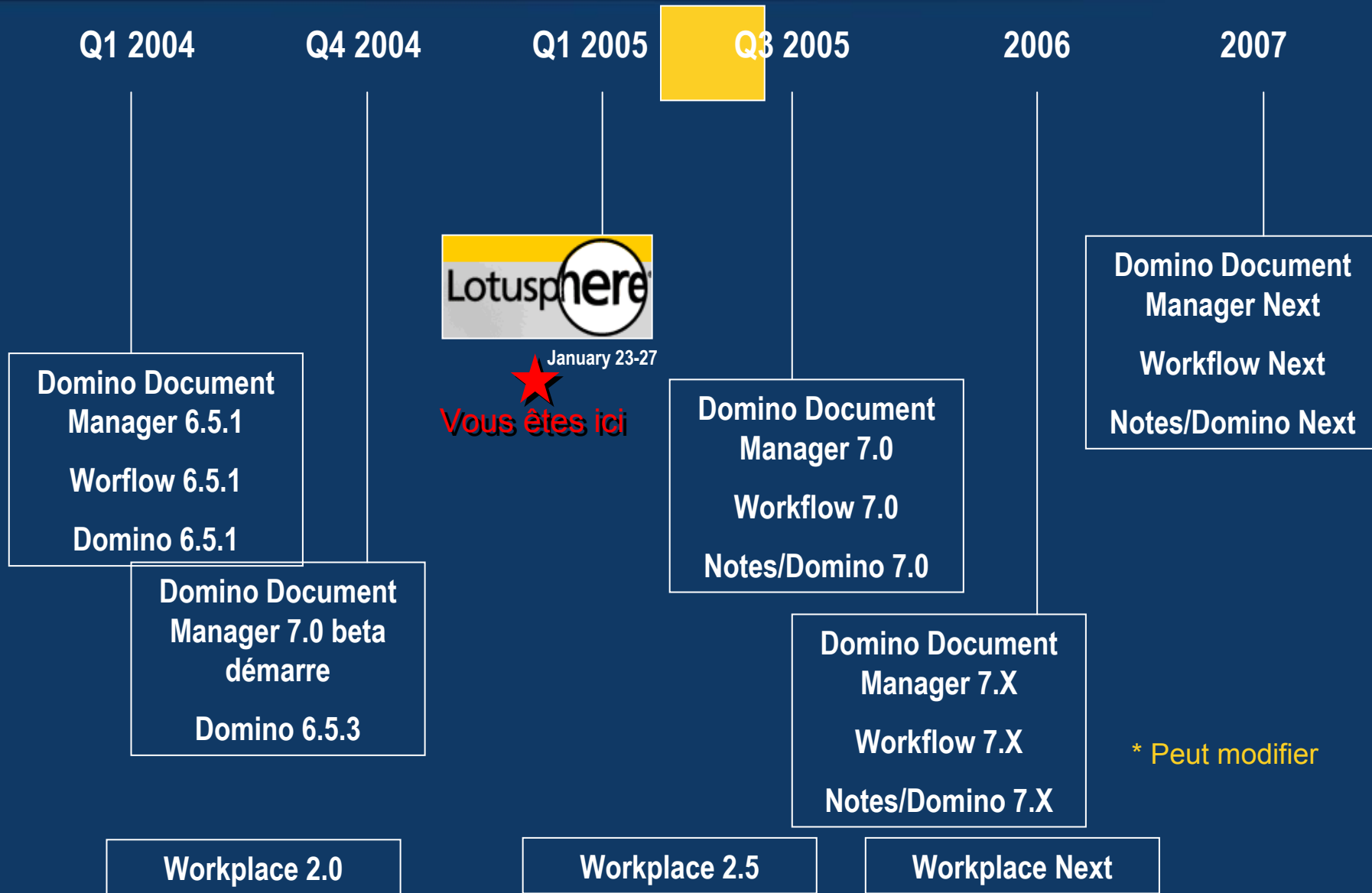
ENVISION
DECISIONS



Convergence des référentiels



Roadmap*





ENVISION

Lotusp^here[®] 2005

DECISIONS

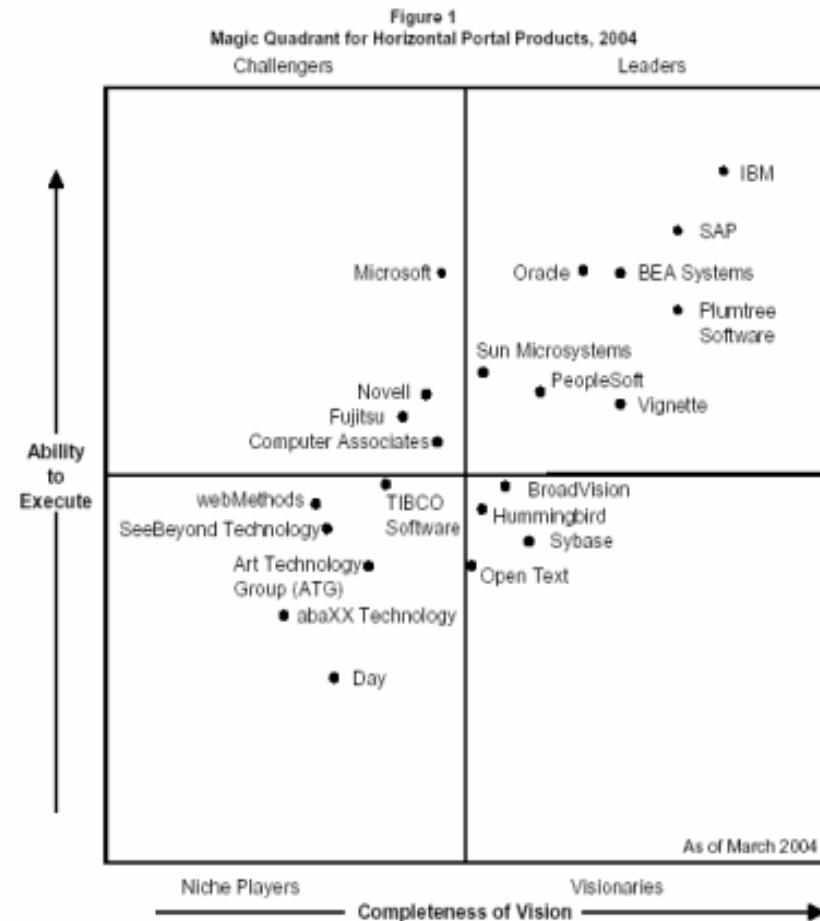
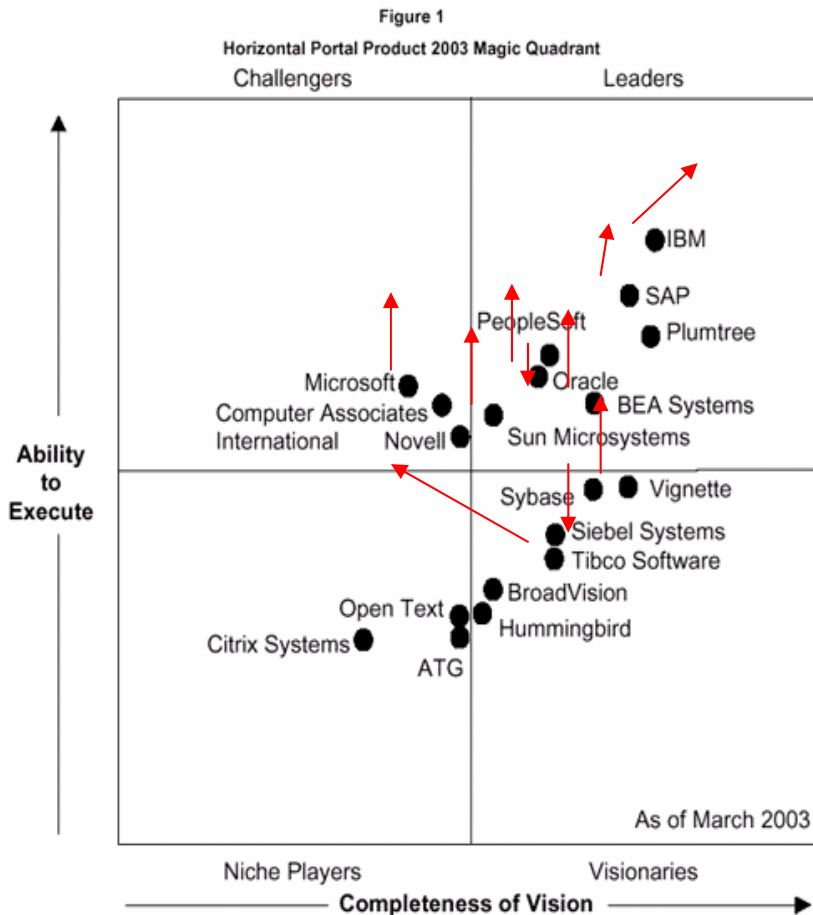


Quelques chiffres

- **IBM Software = 40 000 employés**
- **90,000 business partners worldwide**
- **100 alliances stratégiques avec des éditeurs**
- **30 laboratoires de recherche**
- **14 000 employés dédiés aux standards ouverts incluant Linux, Java et XML. 4000 développeurs Java**
- **Lotus Sametime est utilisé par plus de 60% des 100 plus grandes entreprises (Fortune Global 100)**
- **Lotus Sametime est utilisé par 8 des 10 plus grandes banques mondiales, 6 des 10 plus grands constructeurs automobiles, 5 des 10 plus grands laboratoires pharmaceutiques américains**
- **3.000.000 de messages instantanés par jour chez IBM**
- **IBM was ranked #1 in the Training Magazine "Top 100" ranking of organizations that excel at human capital development based on evaluations of leading e-learning offerings.**

Magic Quadrant: Portal 2003 - 2004

ENVISION



Gartner Group – March 2003

Gartner Group – March 2004



Smart Enterprise Suite

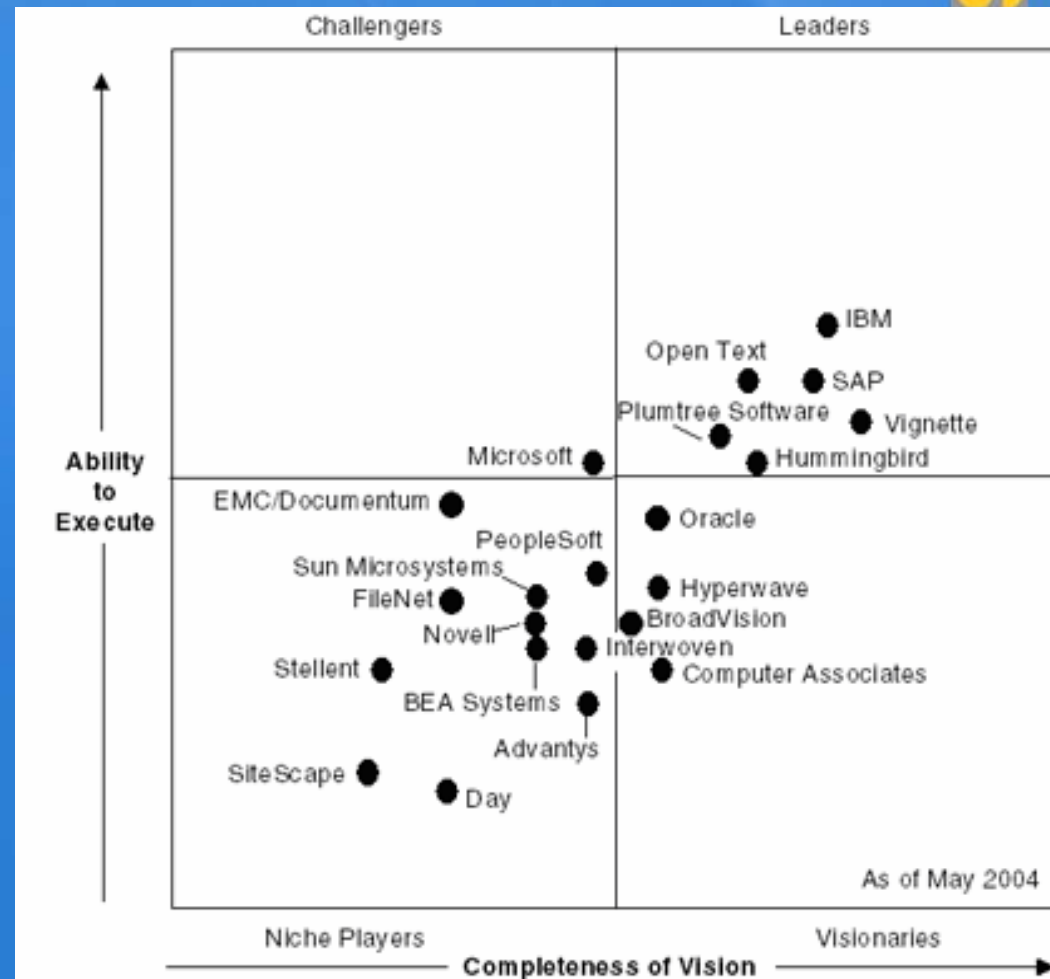
ENVISION

The SES:

Combines the functionality of portal, collaborative and content management technologies, and delivers these in an integrated suite

Provides a broad foundation to support knowledge or information work within an enterprise, or between groups in different enterprises, and may be considered the platform for knowledge management

Focuses on support for unstructured work processes, but through portal-based integration with business applications can provide a comprehensive digital or electronic workplace



Source: Gartner Research (May 2004)



3M Abbott Laboratories ABB ABN-AMRO accenture ANA ALSTOM AIG AMERICAN GENERAL

ANDERSEN BANK ONE BARCLAYS Bayer BASF BNP PARIBAS

BOMBARDIER CATERPILLAR Central Intelligence Agency ChevronTexaco

COLGATE-PALMOLIVE COMPANY CSC Countrywide Financial. DAIMLERCHRYSLER

Deutsche Bank ExxonMobil

Federated DEPARTMENT STORES, INC. GM Lotus software KAISER PERMANENTE

KRAFT MARS incorporated MARSH MasterCard National Nationwide HYDRO PETRONAS


PHILIPS PRICEWATERHOUSECOOPERS P&G Prudential Financial Raytheon

Rockwell Automation Rockwell Collins Ahold SEARS SOGISQUE STANDARD & POOR'S STATOIL

Swiss Re TD Bank Financial Group URS usbank The Coca-Cola Company

WACHOVIA The World Bank Group verizon ZURICH





- ✓ **L'innovation au service de votre stratégie**
(client riche, verticalisation de l'offre à travers les solutions IBM Workplace...)
- ✓ **Évolutivité et pérennité à travers le respect des standards ouverts**
- ✓ **Vous accompagner dans vos réflexions : sécurisation des données, rationalisation du SI, optimisation du poste de travail, gestion des connaissances, migrations de messagerie...**

Nos prochaines rencontres



15 et 16 mars : **salon Documation** – Cnit La Défense

8 avril : pour les partenaires : **formation gratuite** Workplace Services Express

<https://www-926.ibm.com/events/spse/spse04.nsf>

Avril : séminaire portail avec Euro RSCG (dir com, marketing)

26 mai : **IBM Workplace Launch**

+ **démonstrations** et **manifestations** partenaires en province à l'adresse suivante :

www.ibm.com/software/fr



ENVISION

Lotusp^here[®] 2005

DECISIONS

