



Orlando, FL, 18.-21. Jan.



23° Celsius

Lotusphere 2010 - Update



- Projekt Vulcan
- Mobility News
- Sametime 8.5
- Connections Next
- Quickr Next
- Diverses

- Die Collaborationplattform der Zukunft
- Aufbauend auf das bisherige Lotusportfolio (kein neues Produkt)
 - Notes&Domino
 - Sametime
 - Quickr&Connections
 - Portal&Mashups
 - LotusLive u.v.m
- Zusammenführung verschiedenster Informationsquellen (Mail, Kalender, Blogs, Twitter, Communities etc.) zusammengestellt und in Kontext gebracht
- Angereichert mit Social- & Businessanalysetools

- Ziele
 - Vereinheitlichte Zusammenarbeit über interne und externe Grenzen hinweg
 - Eliminiert das „Springen“ zwischen den Anwendungen
 - Konsolidierung aller Businessrelevanten Informationen aus versch. Quellen auf einer Oberfläche

The screenshot shows a social networking interface with a dark blue header. The header includes a 'Home' button, navigation options (New, Reply, Reply to all, Forward, Views), and the user's name 'Frank Adams'. A left sidebar contains navigation menus: 'Top Updates', 'Following List', 'Flagged', 'Discover', 'Collections', 'People & Groups', 'Sources', and 'Tags'. The main content area displays a feed of updates, including a status update from Dennis Michaels, a Cognos alert, an expense notification, and a meeting invitation. A right sidebar shows 'Meeting Invitations', 'Invitations to Connect', and 'Do You Know?'.

Annotations are provided in blue callout boxes:

- One callout points to a comment input field with the text: "See it, act on it, move on."
- Another callout points to an expense notification with the text: "Increase the value and usage of existing applications by bringing them to the user at the right time."

Home New Reply Reply to all Forward Views

Frank Adams

Share something Send e-mail Start discussion topic New blog post New task

What are you working on right now?

Top Updates

Following List

Flagged

Discover

Collections

- Project Sofia
- Sales Info
- Market Watch
- My Team

People & Groups

- Samantha Daryn
- Dan Misawa
- Frank Adams
- Gail Chao
- Heather Reeds
- Dennis Michaels
- Ron Espinosa
- Simone Dray

Sources

Tag

Dynamic list of people you currently work with most often.

Dennis Michaels is about to close a big deal with Greenwell. Moments ago from Status Updates

Cognos Alert: Pierre Dumont's pipeline is below thresholds you set. Moments ago from Cognos Sales Dashboard

Ron Espinosa sent mail **Items for upcoming agenda** to me I'm collecting agenda items for the upcoming client meeting... 5 minutes ago from mail

To: Ron Espinosa, Simone Dray, Gardner Raynes, Jasmine Haj

Cc:

Subject: Re:Items for upcoming agenda

Attach:

Ron - Here are my items:

Eliminate context switching by replying in place.

2 Meeting Invitations

- Pecha Kucha - Sales Team Jan 30 - 1:00 - 2:00 PM
- Quarterly Sales Kickoff Feb 1 - 10:00 - 11:00 AM

3 Invitations to Connect

- Herb Medway Copy Writer
- Leo Fedynsky Director of Policies & Programs
- Rebecca Gestner Sales Manager

Do You Know?

- Mali Vo Senior Vice President, Sales

Connect

You are related via organizational structure

You have 3 mutual connections

You share 7 communities

Expense notification: Ron Espinosa has submitted an expense report for your approval. 8 minutes ago from Renovations Sales Expense System

Samantha Daryn assigned to-do item to me **Contact HR about approved contractors** Due Thu 10:59 PM

There are a number of approved vendors on the list and available in our extended network depending on which

The screenshot displays the IBM Lotus Notes home page. At the top, there are navigation buttons: "New", "Reply", "Reply to all", "Forward", and "Views". The user's name, "Frank Adams", is in the top right corner. The main content area shows a "Share something" section with options like "Send e-mail", "Start discussion topic", "New blog post", and "New task". Below this is a search bar and a "What are you working on right now?" prompt. The main feed contains several updates, including a status update from Dennis Michaels, a Cognos alert, and an email from Ron Espinosa. A chat window for Samantha Daryn is open, showing a conversation history and a file sharing interface. The chat window includes a "view more history" link, a list of messages, and a file upload section with "Browse..." buttons. A callout box points to the chat history, stating "Chat client provides historical context with chat partners." Another callout box points to the file sharing section, stating "Share files with chat partner in one step." The right sidebar shows "Meeting Invitations" (Pecha Kucha - Sales Team, Quarterly Sales Kickoff) and "Invitations to Connect" (Herb Medway, Leo Fedynsky, Rebecca Gestner). At the bottom right, there is a "Notes Administrator" notification: "Notes Administrator Lotus Notes client updates have been installed. Restart for changes to take effect."

The screenshot shows a social networking interface with a dark blue header and a light blue sidebar. The main content area displays a feed of updates. Two callout boxes highlight specific features: one pointing to a collapsed update and another pointing to a 'Do You Know?' section.

Home [New] [Reply] [Reply to all] [Forward] [Views]

Frank Adams [Settings] [Help] [Search]

Share something | Send e-mail | Start discussion topic | New blog post | New task

What are you working on right now?

Top Updates

- Dennis Michaels is about to close a big deal with Greenwell. Moments ago
- Cognos Alert: Pierre Dumont's pipeline is below thresholds you set. Moments ago
- Ron Espinosa sent mail **Items for upcoming agenda** to me. 1 minutes ago
- Expense notification: Ron Espinosa has submitted an expense report for approval. 8 minutes ago
- Samantha Daryn assigned to-do item to me **Contact HR about approved contractors** Due Thu 5:33 PM. 8 minutes ago
- Minh Li added you to a group meeting. 12 minutes ago
- News Feed: **New Advances Made on H1N1 vaccine**. 12 minutes ago
- Heather Reeds is on the phone with legal. 12 minutes ago
- Dan Misawa shared a video with me. 14 minutes ago
- Jasmine Haj bookmarked the site CNN breaking news.
- Sam Curman shared a file with me.
- Samantha Daryn sent mail **Project Sofia kicking off soon** to Simone Dray. 1 hour ago
- Pierre Dumont updated Vendor Selection Criteria page. 2 hours ago
- Ron Espinosa posted **Comments on the plan so far, please weigh in**. 2 hours ago
- Laura Klein back from a day off and ready to go again. 2 hours ago
- Simone Dray shared a file with me. 3 hours ago
- Sam Curman replied to your blog entry, Sales Transformation Ideas. 3 hours ago

2 Meeting Invitations

- Pecha Kucha - Sales Team**
Jan 30 - 1:00 - 2:00 PM
- Quarterly Sales Kickoff**
Feb 1 - 10:00 - 11:00 AM

3 Invitations to Connect

- Herb Medway**
Copy Writer
- Leo Fedynsky**
Director of Policies & Programs
- Rebecca Gestner**
Sales Manager

Do You Know?

- Mali Vo**
Senior Vice President, Sales
[Connect](#)

You are related via [organizational structure](#)
You have [3 mutual connections](#)
You share [7 communities](#)

Annotations:

- Collapsed view provides more information at a glance.
- Recommendations and other handy tools.

The screenshot shows a Lotus Notes interface for a workspace named "Project Sofia". The interface includes a top navigation bar with "Home", "New", "Reply", "Reply to all", "Forward", and "Views" buttons. On the right, the user "Frank Adams" is logged in. A left sidebar contains navigation options like "Top Updates", "Following List", "Flagged", "Discover", and "Collections". The main content area is organized into sections: "TASKS" (with a list of tasks and due dates), "FILES" (with various documents like "Market Research.odp"), "NEWS" (with articles like "Interesting article on new packaging cost..."), "WIKIS" (with updates to project wiki pages), and "MAIL" (with a list of messages). On the right side, there are several informational panels: "Collection Options" (showing the collection is from the "Sofia Community" and tagged "sofia"), "Related People" (a grid of profile pictures), "Related Topics" (a list of topics like "Marketing", "Market Research"), and "Recommended" (a list of related content like "Market Watch Blog"). Three callout boxes are overlaid on the interface: one pointing to the "Collections" sidebar with the text "Collections help focus your work on specific projects.", one pointing to a news item with the text "Discover new information, without looking for it.", and one pointing to the "Related Topics" panel with the text "Social Analytics provide recommendations."

Collections help focus your work on specific projects.

Discover new information, without looking for it.

Social Analytics provide recommendations.

The screenshot shows a mail client interface with a list of emails on the left and a preview of a presentation slide on the right. The email list includes messages from Samantha Daryn, Frank Adams, Dennis Michaels, Betty Zechman, Charlie Hamilton, Pierre Dumont, Dan Misawa, Gardner Raynes, Natalie Olmos, Suzanne Miles, Heather Reeds, Jasmine Haj, and Amar Srivastava. The preview shows a slide titled 'Worldwide Sales Update' with a description, tags, source, and update information. Comments on the slide are visible below the preview.

Annotations:

- Federate multiple inboxes.** (Callout pointing to the Sources list on the left)
- Bring information to the user in the inbox.** (Callout pointing to the slide preview)
- Eliminate context switching by replying in place.** (Callout pointing to the comments section)

Top Updates view provides a quick status of important information on the mobile device.



Top Updates view filtered by your location, derived from the device.



The image displays three overlapping mobile application screens from an iPod. The top screen, titled "Daily Planner", shows a list of categories: "All upcoming events", "All Today", "Messages", "Appointments", and "Tasks". A callout bubble points to the "All Today" section with the text: "Keep track of important items in your day." The middle screen, titled "All Today", shows a detailed schedule for the day of 2:35 PM, categorized by time of day: Morning (8:30 Regional Sales Conference, 9:45 Discuss Items Renovations), Afternoon (12:00 Lunch with Village Tavern, 1:30 Review Marketing Due Today, 2:15 Meet with J Web Conferenc), and Evening (4:00 Chat with C Telephone: (1), 5:00 Setup Client Important). The bottom screen, titled "New Task", shows a task creation form for "Renovations Services" at 2:37 PM. It includes a "Message" button, a "Subject" field, a recommendation to assign the task to "Jim Lendler" (Web Content Manager), a "Priority" selector (Low, Medium, High), a "Due Date" selector (Wed 16, Thu 17, Fri 18, Sat 19, Sun 20), and a "Description" field containing the text: "Hi Frank, Can you please provide more information for tomorrow's meeting? We need to discuss the deployment of". A callout bubble points to the "Renovations Services" subject field with the text: "Assign task based on analytics while you're on the road." The bottom dock of all screens contains "Updates" and "Planner" icons.

Notes Traveler on Google Android



Lotus Sametime® for mobile devices

Instant messaging and collaboration for popular Mobile devices

- Wireless instant messaging
 - iPhone, iPhone 3G, iPod Touch web application
 - Nokia S60 E-Series
 - Windows Mobile v5/6 (Professional and Standard)
 - BlackBerry (including Storm)
 - Sony Ericsson (M600, P990, P1i)
- Contact List and Business Cards
- Single/Multiple Chat
- Status Alerts
- Quick find
- Chat History
- UC2
 - Extendable plug-in architecture
 - Windows Mobile v6 (Professional and Standard)



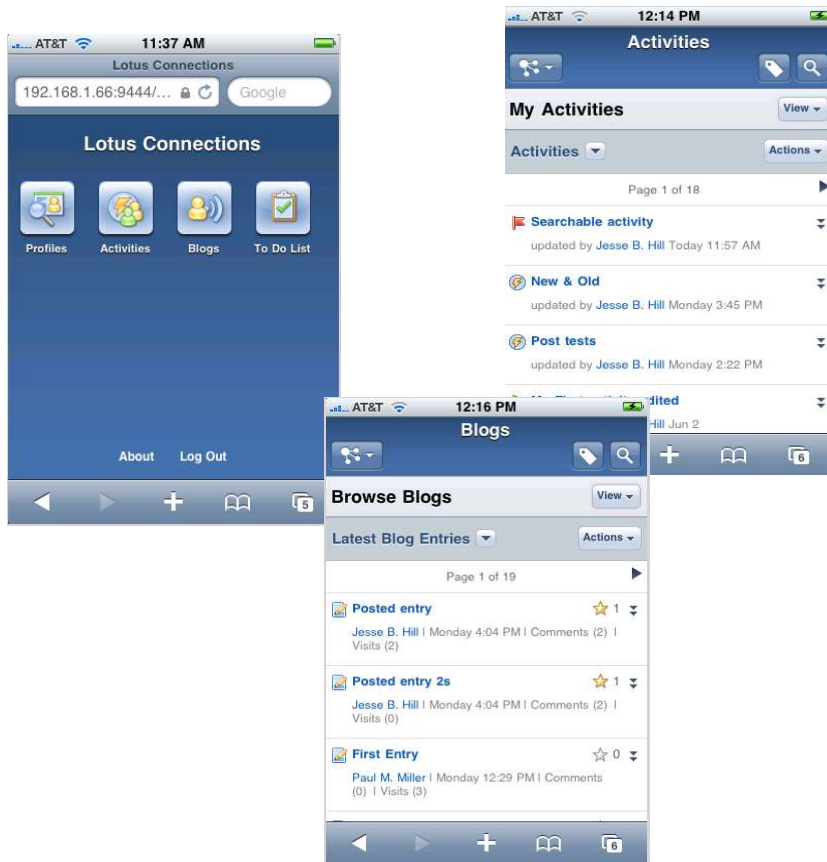
iPhone Lotus Sametime Web Client

- Optimized for iPhone, iPhone 3G, iPhone 3Gs and iPod Touch
- Uses the device browser
- Features include contact list with presence, single and multi-chat, business cards, click to call/email, announcements, contact and group management, mapping
- No background chat notifications



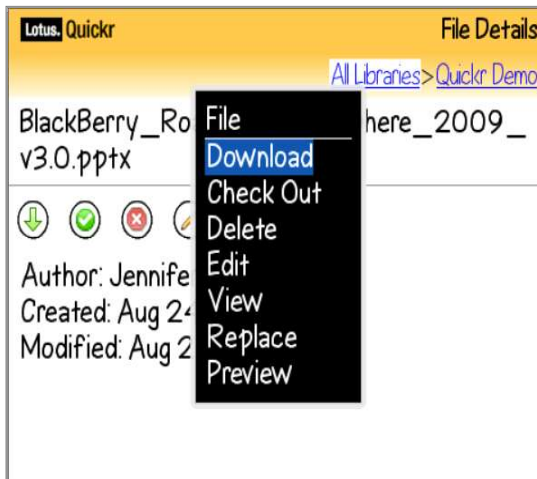
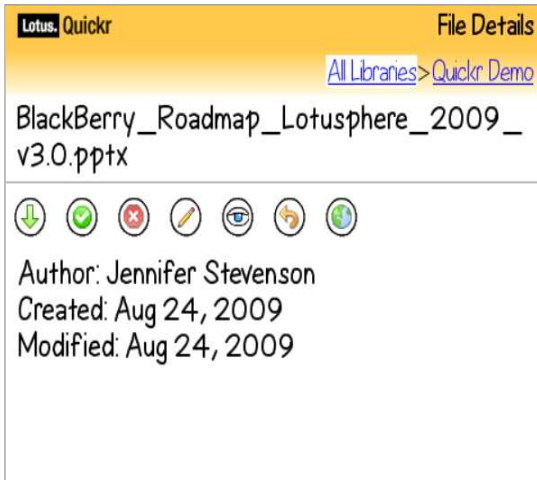
Lotus Connections for mobile devices

Profiles, Blogs, and Activities for iPhone, Blackberry* and Nokia mobile devices



- IBM Lotus Connections web application
 - iPhone, iPhone 3G, iPod Touch, and Nokia S60 E-Series
- Profiles
 - Search and View colleagues, with status and contact info
 - View report to chain and people managed
 - View an individual's profile info, and dial directly
 - Update your profile status
- Blogs
 - View blogs, recent activity on your posts and recently posted blogs
 - Start a blog or add entries/comments to existing blogs
 - View notifications or featured/recommended entries
 - Search for blog entries by tag or by entering search criteria
- Activities
 - View to-dos and Activities by category, date, owner or section
 - View Activity members and details
 - Add/edit/delete Activities and entries

Lotus Quickr for Blackberry



- Gives enterprise teams the freedom and flexibility of accessing their Quickr Library on the go:
 - Quickr Library access for team collaboration
 - View, download, upload documents in a Quickr Library
 - Email a link to a document
 - Document Viewing/Editing capabilities
 - Post received attachment to Quickr Library, forward link via email
 - Filter content views
 - Add Folders to Libraries from device
 - Check-in/check-out document functionality
- Integrates tightly with native BlackBerry core applications : email, browser, contacts, tasks, media player, menu, camera and Docs To Go

Lotus Knows BlackBerry



Enterprise grade email / PIM
BlackBerry Enterprise Server & Lotus Domino



Finding Expertise / Delivering Results
Social Networking for Business
BlackBerry Client for Lotus Connections & Quickr



Real time collaboration
BlackBerry Client for Lotus Sametime



Productivity: Documents, Presentations, Spreadsheets
Lotus Symphony



Extending Applications out to the BlackBerry Platform
Domino Designer with BlackBerry Mobile Data Services



Deliver Personalized Content to Mobile Users
Mobile Portal Accelerator



Participate in a meeting in real time on your BlackBerry
LotusLive (Prototype)

Nokia Connecting People



Push eMail, Web Mail and secure VPN
Lotus Domino (Lotus Notes Traveler)



Finding Expertise / Delivering Results
Social Networking for Business
Lotus Connections



Real time collaboration
Lotus Sametime



Deliver Personalized Content to Mobile Users
Mobile Portal Accelerator



Mobilize Domino applications
Domino Designer with Xpages (Prototype)

The iPhone Goes to Work



Push eMail, Web Mail and secure VPN
Lotus Domino (Lotus Notes Traveler)



Finding Expertise / Delivering Results
Social Networking for Business
Lotus Connections



Mobilize Domino applications
Domino Designer with Xpages (Prototype)



Deliver Personalized Content to Mobile Users
Mobile Portal Accelerator

Lotus Sametime Web conferencing

Participants - 6

Stop sharing You are sharing 3 of 6 Tools

1 2 3 4 5 6 7

Internal PR Plan

Samantha Daryn, Team Lead
Communications Task Force

Library

- Organizational_Chart.odp
Share Download
- Weeklymeetingnotes.odp
- Legaldiscloser.odp
- http://www.renovations.com
- Image_2089.jpg

Discussion and Minutes

- Gail Chao 10:02 a
Hey, welcome back Sam! Hope you had a great vacation!
- Sam Curman 10:04 a
Hi Gail, thank you!

Raise Hand Record

IBM Lotus Sametime Connect

File Edit View Tools Help

Type a name or phone number

All Office Chicago, IL

Contacts

- Marketing Team (11/11)
 - Monifa Shani
 - Sam Curman

Sametime Frequent Contacts

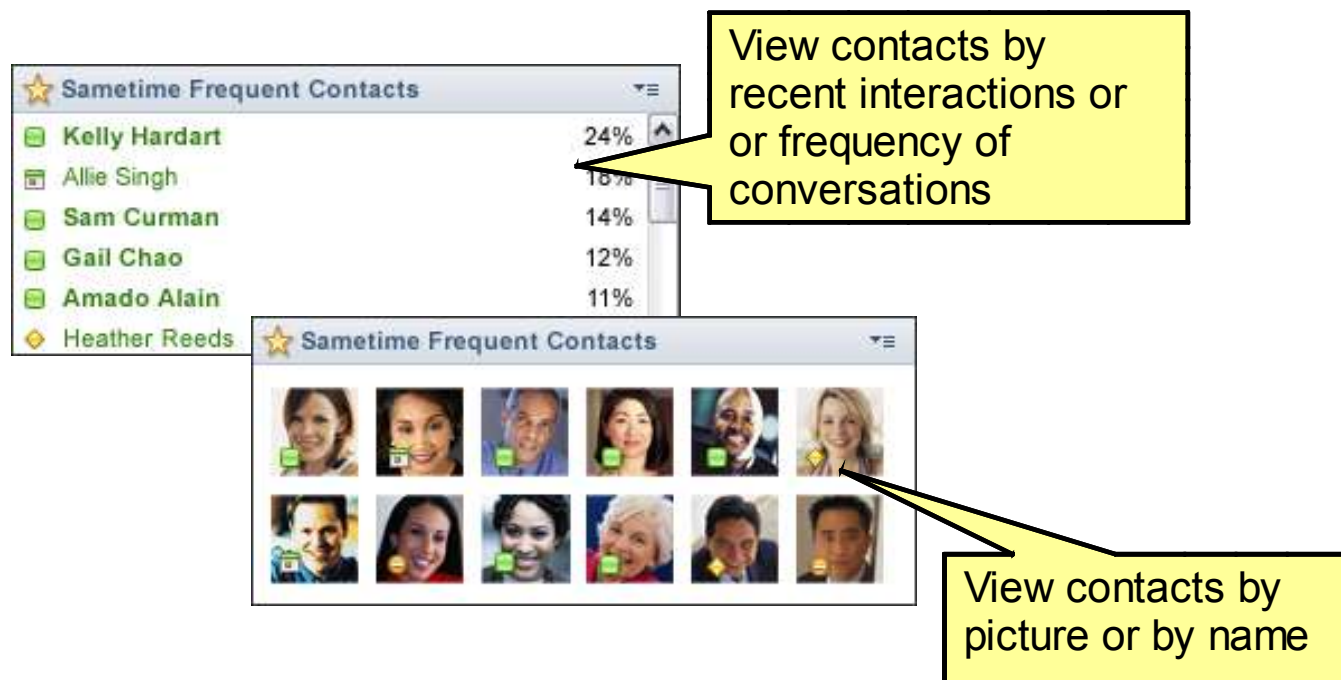
Sametime Meetings

My Meeting Rooms

- Sales Team Meting
Active: 8 - Last Accessed: 11/09/09
[Enter Room](#) | [More Actions](#)
- Release Planning

Connected

- New Recent Contacts and Frequent Contacts views
- Apply existing location settings to new location



Sametime Client 8.5

In Notes

The screenshot shows the 'Mail - Inbox - IBM Lotus Notes' window. The main content area displays a 'Calendar Entry' for a 'Weekly Team Meeting'. The entry details include:

- Subject:** Weekly Team Meeting
- When:** Starts: Mon 01/18/10 10:00 AM Local Time; Ends: Mon 01/18/10 11:00 AM Local Time; Duration: 1 hour.
- Who:** Required: Sam Curman, Mike Motler, Amadou Alain, Dan Misawa, Betty Zechman, Samantha Daryn, Kelly Hardart.
- Where:** Location: [Empty field]. Includes options for 'Include conference call information in the Location', 'Local: 1-212-555-7131', 'Toll Free: 1-800-555-6609', and 'Participant Passcode: 874925'.

Additional features visible include 'Return', 'Sign', 'Encrypt', 'Type: Meeting', and checkboxes for 'Mark Private', 'Notify Me', and 'Mark Available'. A status bar at the bottom indicates 'You have new mail on Server17'.

Standalone

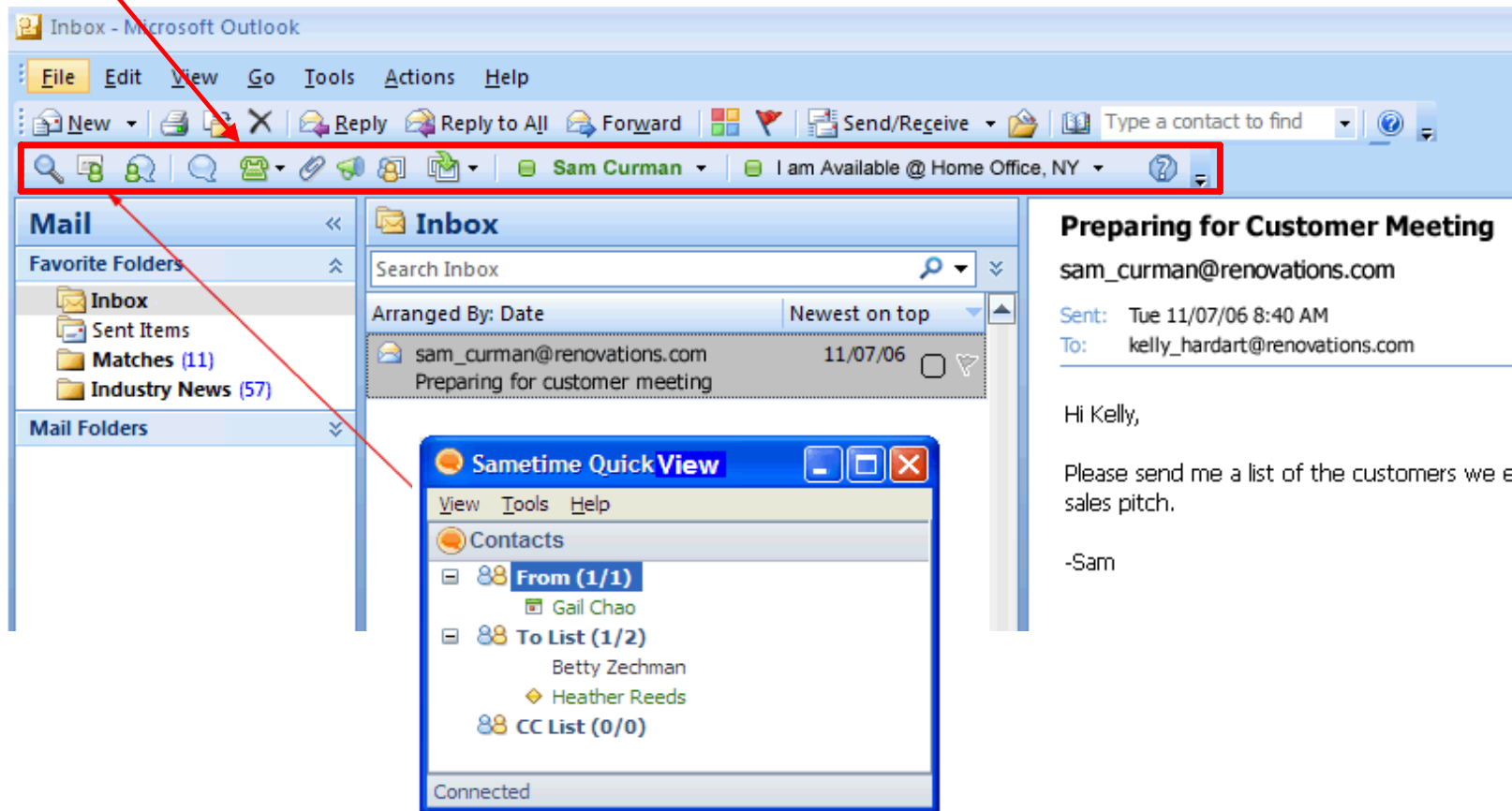
The screenshot shows the 'IBM Lotus Sametime Connect' standalone window. The interface includes a search bar for contacts and a list of contacts under the heading 'Marketing Team (11/11)'. The contacts listed are:

- Monifa Shani
- Sam Curman
- George Bandini
- Kelly Hardart
- Allie Singh
- Betty Zechman
- Jasmine Haj
- Heather Reeds

Below the contacts is a section for 'Sametime Frequent Contacts' displaying a grid of contact photos. The 'Sametime Meetings' section shows 'My Meeting Rooms' with details for 'Sales Team Meeting' (Active: 8 - Last Accessed: 11/09/09) and 'Release Planning' (Weekly status updates). A 'Connected' status is shown at the bottom.

Microsoft Outlook integration in Sametime 8.5

New toolbar adds click to talk, send file, announcement, instant meet, instant share direct from Outlook
Click to talk via major 3rd party telephony vendors when their plug ins are deployed



Dynamically creates instant Sametime contact list
Instantly click to chat, talk, share, meet with any or all copied on the message

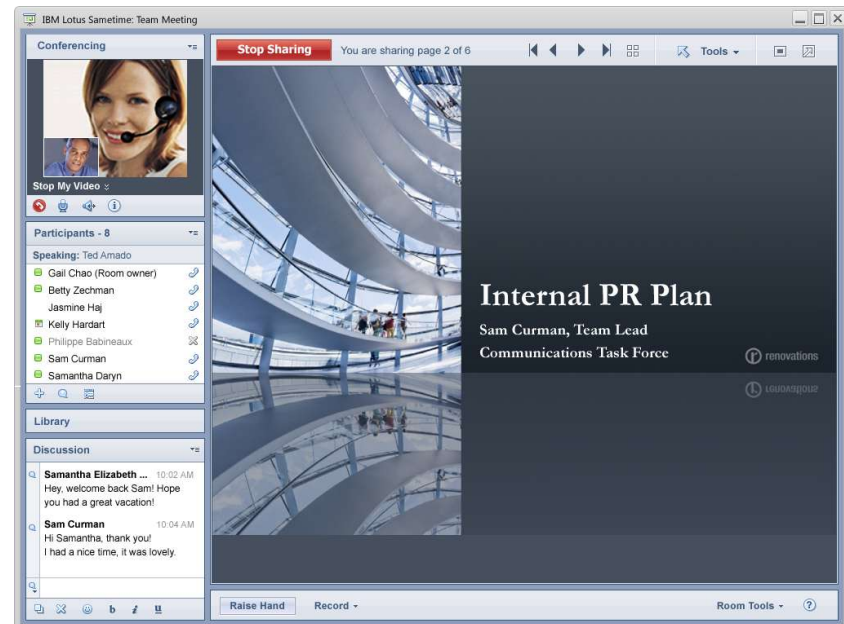
New Meetingcenter

Simpler meeting experience

- Fast meeting entry
 - Rich client -- Lotus Sametime Connect or Lotus Notes embedded clients
 - Web browsers (zero Java download for meeting viewing)
- Reservation-less meetings
 - Instant meetings or reusable (persistent) meeting rooms
- Improved calendar integration with Lotus Notes (or Microsoft® Outlook®) software
- Improved screen and document sharing quality
- Easy record /playback in a standard player (MPEG4/MOV files)

Improved meeting reliability

- HTTP/HTTPS connectivity replaces T.120
 - Simplifies firewall/SSO etc
- Built in meeting room failover
 - No need for separate EMS infrastructure



The screenshot shows the IBM Lotus Sametime Team Meeting interface. The window title is "IBM Lotus Sametime: Team Meeting". The interface is divided into several sections:

- Conferencing:** Includes a "Show call-in information..." link.
- Participants - 6:** A grid of 12 small profile pictures of participants.
- Library:** A list of shared documents and URLs, including "RenovationsTeamMeeting...odp", "WeeklyReview.odp", "Poll: Where to have a team ev...", "InternalPRPlan.odp" (highlighted), "Stop Sharing Download", and "MarketingPlan06Aug09.odp".
- Discussion:** A chat window showing messages from Samantha Daryn (10:02 AM) and Sam Curman (10:04 AM).
- Slide Show:** A central area displaying a presentation slide titled "Internal PR Plan" by Sam Curman, Team Lead, Communications Task Force. The slide has a background image of a modern building interior.
- Navigation and Tools:** A top bar with a "Stop Sharing" button, "You are sharing page 2 of 6", navigation arrows, and a "Tools" dropdown menu.
- Bottom Bar:** Includes "Raise Hand", "Record", and "Room Tools" buttons.

Yellow callout boxes provide the following information:

- Invite others by dragging from your contact list into the room. View list by name or picture.** (Points to the Participants section)
- Set room permissions** (Points to the Library section)
- Materials are stored in the meeting room library, which lists all documents and URLs shared in the meeting.** (Points to the Library section)
- Create polls, take screen shots, and paste files into the library.** (Points to the Library section)
- Rich text and emoticons available in the group chat.** (Points to the Discussion section)
- Presenter tools - thumbnails of slides, laser pointer, annotations, size display** (Points to the slide show navigation bar)

A blue callout box at the bottom right states: "Lotus Sametime installed client Quick entry to the meeting room – as easy as joining a chat".

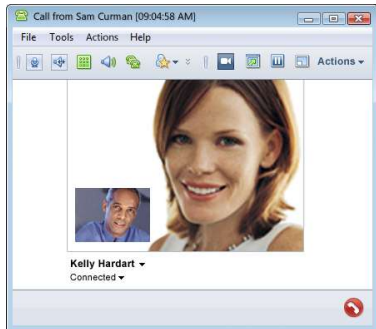
The screenshot shows the IBM Lotus Sametime Team Meeting interface. The window title is "IBM Lotus Sametime: Team Meeting". The interface is divided into several sections:

- Conferencing:** At the top left, it shows a video feed of a woman with a headset. Below it are icons for "Stop My Video", mute, unmute, and info. A callout points to these icons: "Call and video controls".
- Participants - 8:** A list of participants with their names and connection status icons. A callout points to this list: "List of participants shows connection status".
- Library:** A section for shared content.
- Discussion:** A chat window showing messages from Samantha Elizabeth and Sam Curman.
- Main Content Area:** Displays a presentation slide titled "Internal PR Plan" by Sam Curman, Team Lead, Communications Task Force. A callout points to the video area: "Click to start/stop video. Video starts after joining the audio call. Video 'canvas' area contains a single composite embedded video stream." Another callout points to the bottom of the slide: "Meeting leader or approved user can record meeting - both the shared content and the meeting audio. Save to standard .MOV file format".
- Room Tools:** A button at the bottom right for accessing meeting settings. A callout points to it: "Room tools give you access to meeting room settings. Also use to create reports, showing attendance, action items, meeting minutes, and what was shared.".

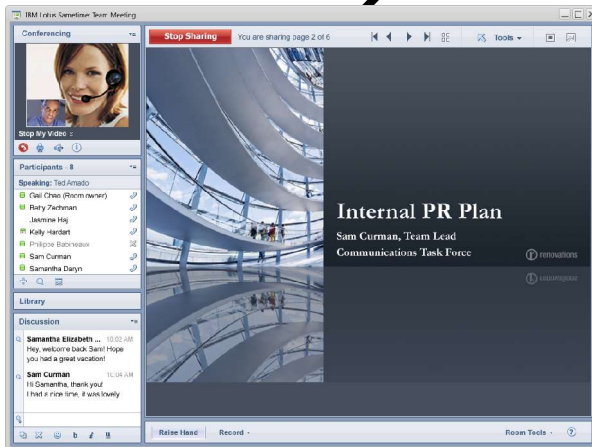
At the top of the conferencing area, there is a "Stop Sharing" button and a status bar indicating "You are sharing page 2 of 6". Navigation and tool icons are also visible.

Sametime 8.5 audio & video capabilities

Voice/Video Chats



Meetings



Sametime 8.5 client

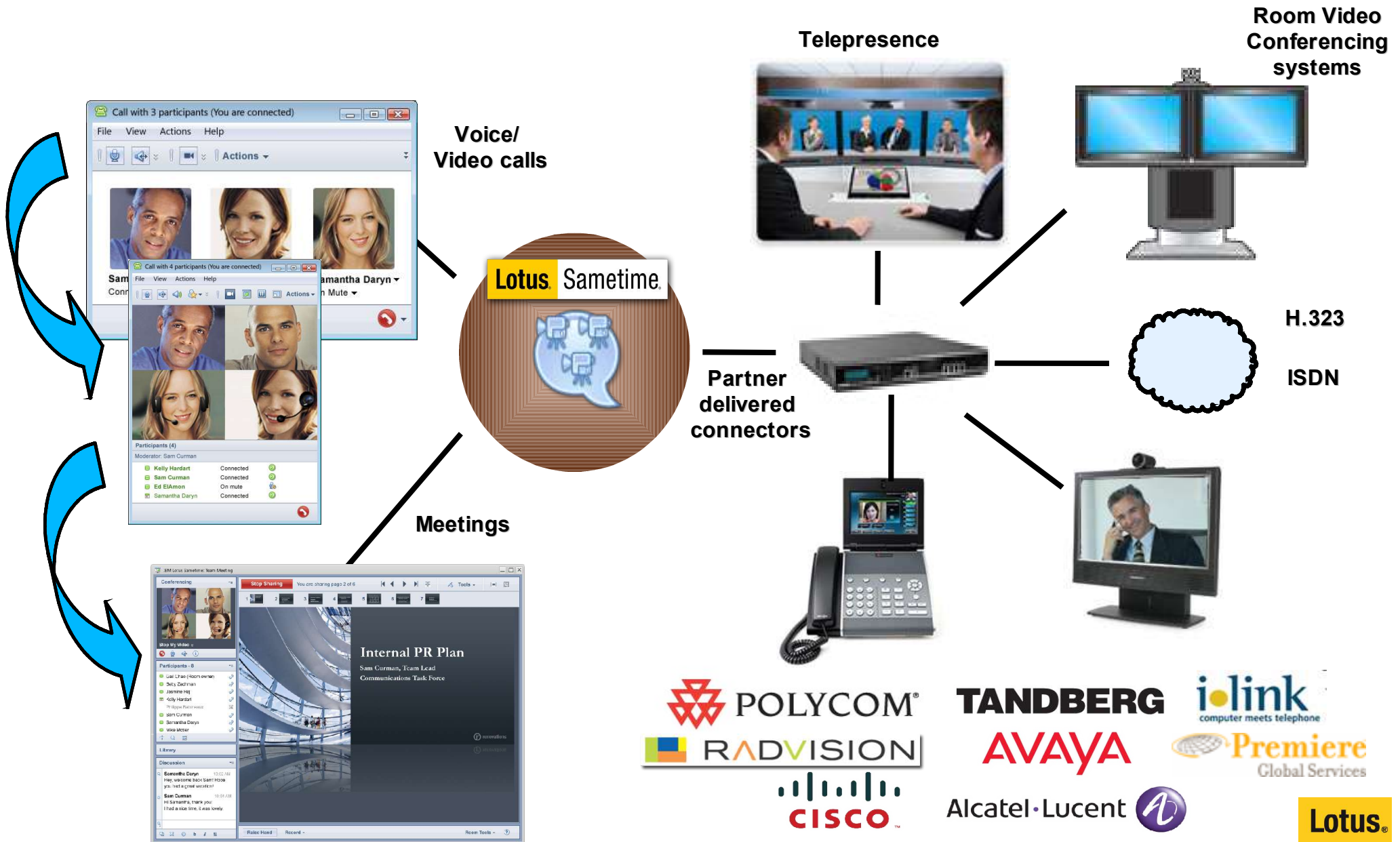
- Support for chat, VoIP audio/video chats & online meetings
- N-way voice and video conversations
- Active speaker switching
- Encodes standard A/V streams
 - H.263, H.264
 - G.711, G.722.1, iSAC
- SIP based A/V client

Sametime 8.5 Media Manager

- SIP proxy registrar
- SIP based conference focus
- Media router (packet switcher)

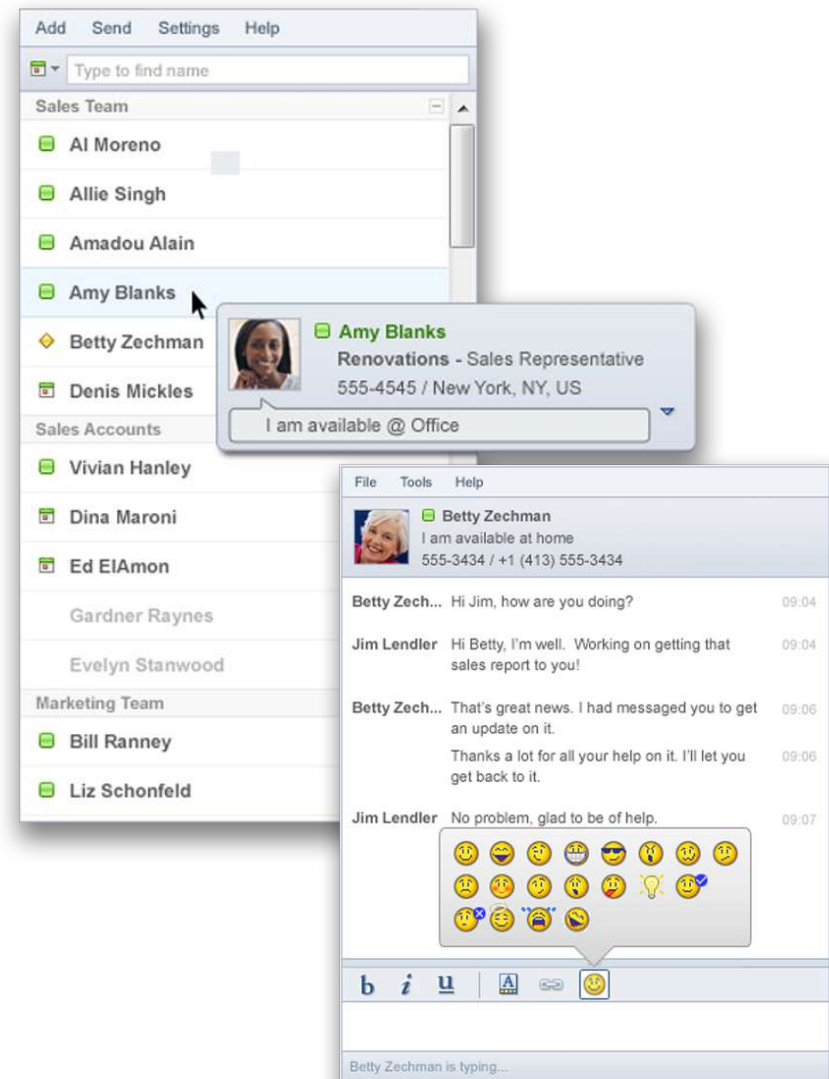
Third-party integration

Sametime 8.5 audio & video conferencing interoperability

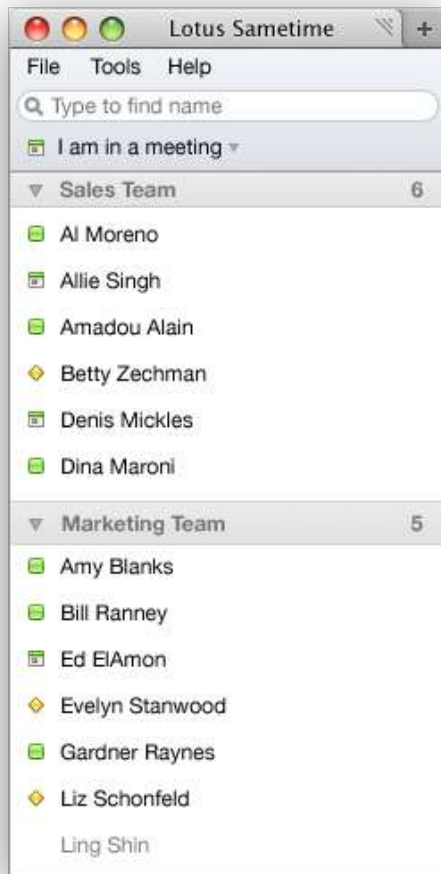


Sametime 8.5 browser-based instant messaging

- ⑩ User presence status message
- ⑩ Contact list
- ⑩ Adding contacts and groups
- ⑩ Quick Find for contact list
- ⑩ Business cards
- ⑩ Location
- ⑩ 1 to1 chat
- ⑩ N-way chat with invitation
- ⑩ Sending announcements
- ⑩ Rich text
- ⑩ Emoticons
- ⑩ Public IM presence chat via Sametime Gateway
- ⑩ Click to call (via 3rd party telephony partners)
- ⑩ Instant Meetings
- ⑩ Web application integration APIs
- ⑩ PC, Mac, and iPhone support



Easily customizable with style sheets



Custom Styles



Recommendations across Lotus Connections

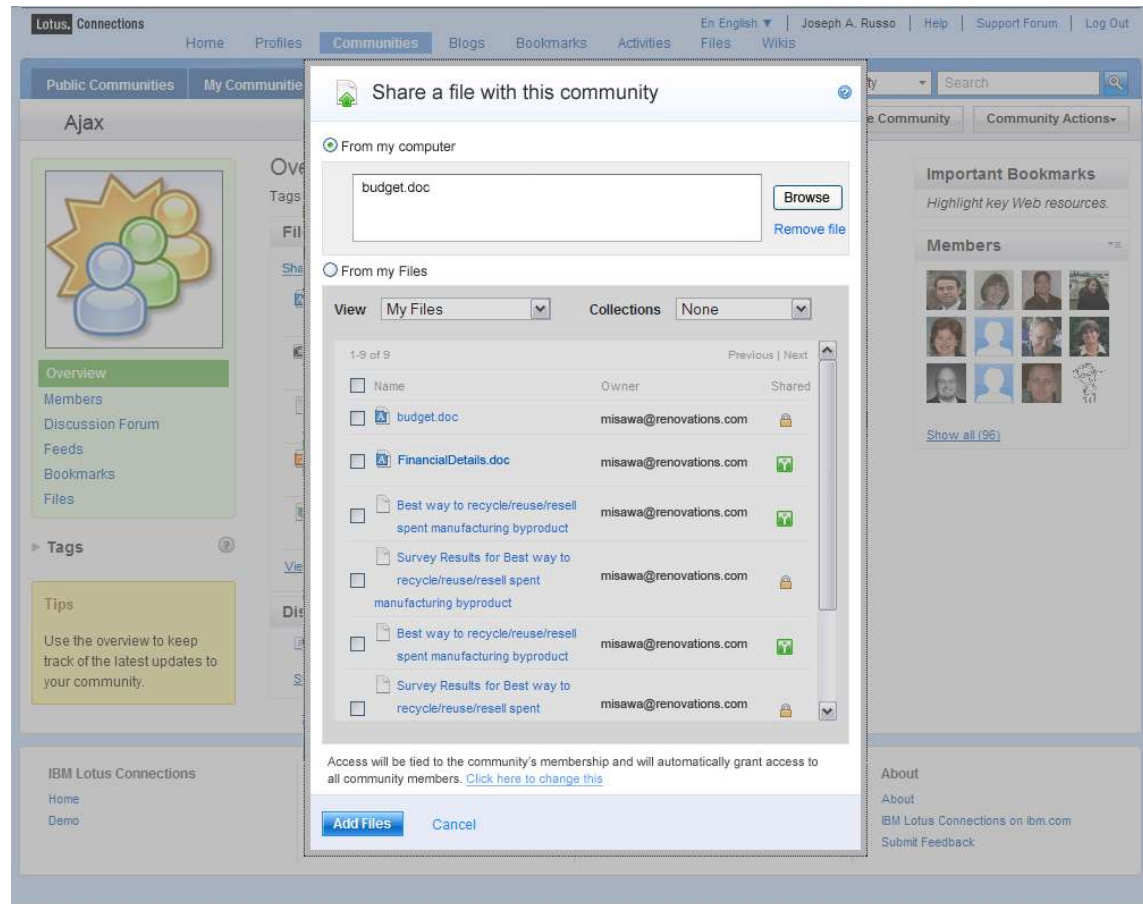
- Smart People, Community and Content recommendations **based** on user's profiles – tags and social network
- Find relevant information and discussions happening outside your network

The screenshot displays three recommendation widgets in the Lotus Connections interface:

- Do You Know?**: A widget showing a profile for Frank Adams with three profile pictures. It includes a 'Connect' button and a 'Remove' link. Below the profile, it lists shared connections: 'You share a direct manager', 'You tagged Frank', and 'You commented on Frank's blog'. It also notes 'You share 3 communities', 'You were both tagged by the same tag', and 'There are 4 tags you both used'.
- Recommendations** (left): A list of recommended content including 'Stay Healthy!' (1 contact authored, 1 tag in common) and 'Executive Mentoring' (1 contact authored).
- Recommendations** (right): A list of recommended content including 'Track your Fitness' (1 contact authored), 'Stay Healthy!' (1 contact authored, 1 tag in common), 'Gett Jasmine Haj' (1 contact), 'Healthy Living Rebates' (1 contact authored), and 'Executive Mentoring' (1 contact authored). It also shows pagination: '1-5 of 100' and 'Previous | Next'.

Files Integration with other services

- Socialize document collaboration – making it easy to share Files in your social collaboration tools, like:
 - Communities
 - Activities
 - Blogs
 - Wikis



Add Forum Services to Social Networking Suite

- Includes popular topics, top users, multiple categories
- Listing include Community forums as well as stand alone forums

The screenshot shows the Lotus Software Discussion Forum interface. The top navigation bar includes the Lotus Software logo, the user name 'Sam Curman', and links for 'Help' and 'Logout'. A search bar is located in the top right corner.

The main content area is titled 'Discussion Forum' and 'Forum: Cognos'. It features a breadcrumb trail: 'All Forum > Biz > Acquisition > Cognos Forum'. Below the title, there are options to 'Start a Topic', 'Back to Category', and 'Follow this topic'.

The central part of the page displays a table of forum topics with columns for 'Topics', 'Views', 'Replies', and 'Last Post'. The topics listed include:

Topics	Views	Replies	Last Post
Carpooling advice during the OCTRANSPO strike... Started by Gail Chao	3	113	Today 9:02 AM by Gail Chao
Want \$200 extra flex dollars? Started by Valerie Silva	7	23	Today 1:02 PM by Peter Blakeney
How do I? Notes questions Started by Holger Reinhardt	10	43	Today 7:12 PM by Dan Misawa
Staff mobility at IBM versus building strong teams... Started by Gail Chao	10	55	Yesterday 9:26 AM by Samantha Daryn
Say Thanks! Started by Samantha Daryn	3	82	Yesterday 9:26 AM by Ellen Lewis
Slow Screen Refresh Using Lotus Unyte (Tip... Started by Gail Chao	2	322	Yesterday 9:02 AM by Karen Kersting
Reimbursement of the RRSP transfer fee Started by Gail Chao	0	13	Aug 16, 2008 by Sam Curman
How do I... order multiple monitors, keyboards... Started by Valerie Silva	10	28	Aug 16, 2008 by Sam Curman
The Cognos and IBM SR&ED Tax Credit Program... Started by Holger Reinhardt	10	53	Aug 16, 2008 by Sam Curman
Welcome! Started by Gail Chao	3	3	Aug 16, 2008 by Sam Curman

At the bottom of the table, it shows '1-25 of 200' and 'Page 1 | 2 | 3 | 4 | 5 | 93'. There are also 'Previous' and 'Next' navigation links.

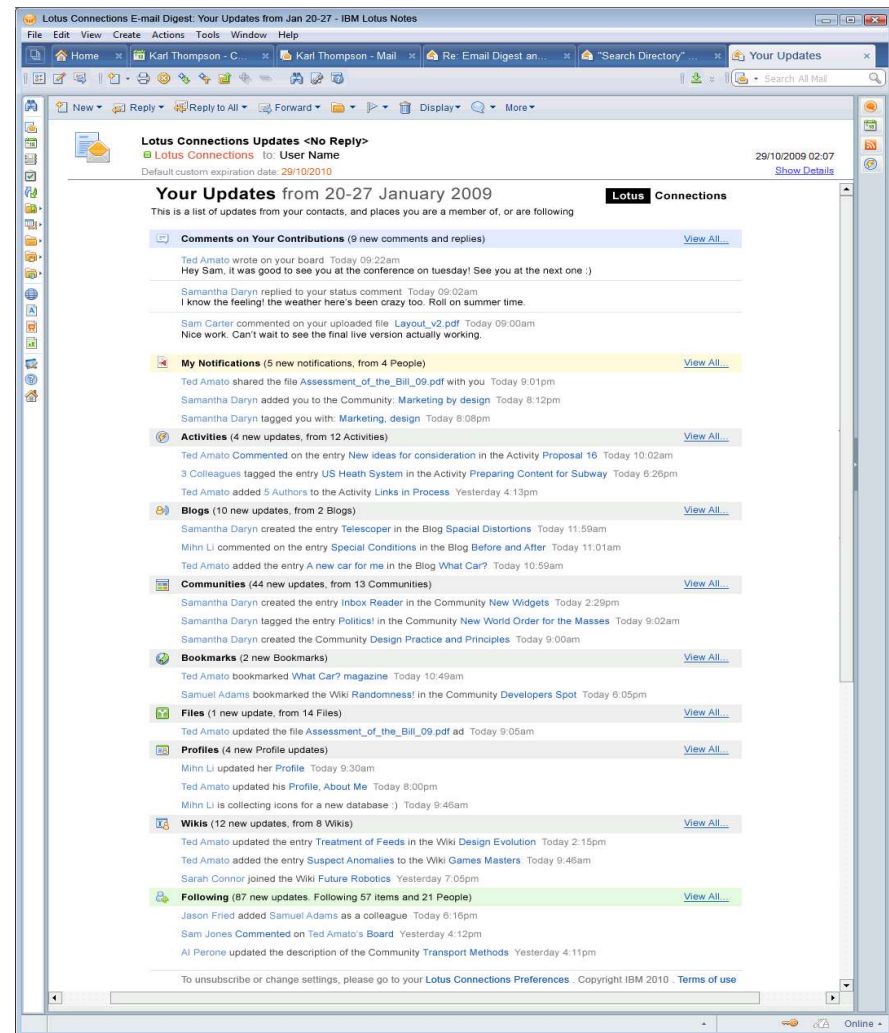
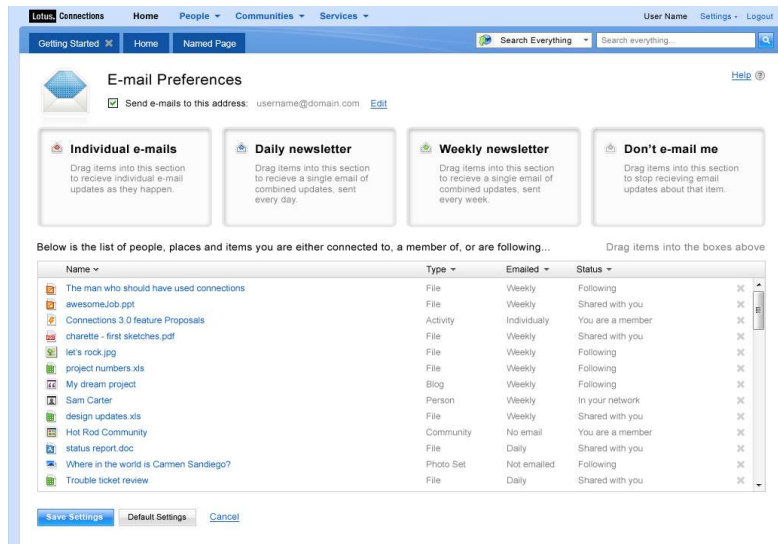
The left sidebar contains several sections:

- Popular Topics**: A list of popular topics such as 'Laptop-discussion', 'New laptop', 'SXCEb124 install', 'Can't extend expiring date?', 'Slow Screen Refresh Using Lotus Unyte...', 'Available converters', 'Algorithm options for Load Balancing', 'Telnet gets hang', 'Are there case studies in business analytics and...', and 'Text analytics'.
- Top Users in Forum**: A list of top users including Mike Motler (305 Postings), Kristin MacGyver (204 Postings), Dorrie Champion (123 Postings), Gail Chao (99 Postings), and Sam Curman (99 Postings).
- Tags**: A search bar for tags and a list of active tags including 'aardvark', 'anchovies', 'architecture', 'bears', 'beta', 'badges', 'bruschetta', 'creepy', 'design', 'dogs', 'FIT', 'greek mythology', 'hot', 'inspiration', 'jabber', and 'junk'.

At the bottom of the sidebar, there are options to 'view as cloud', 'list', and 'all'.

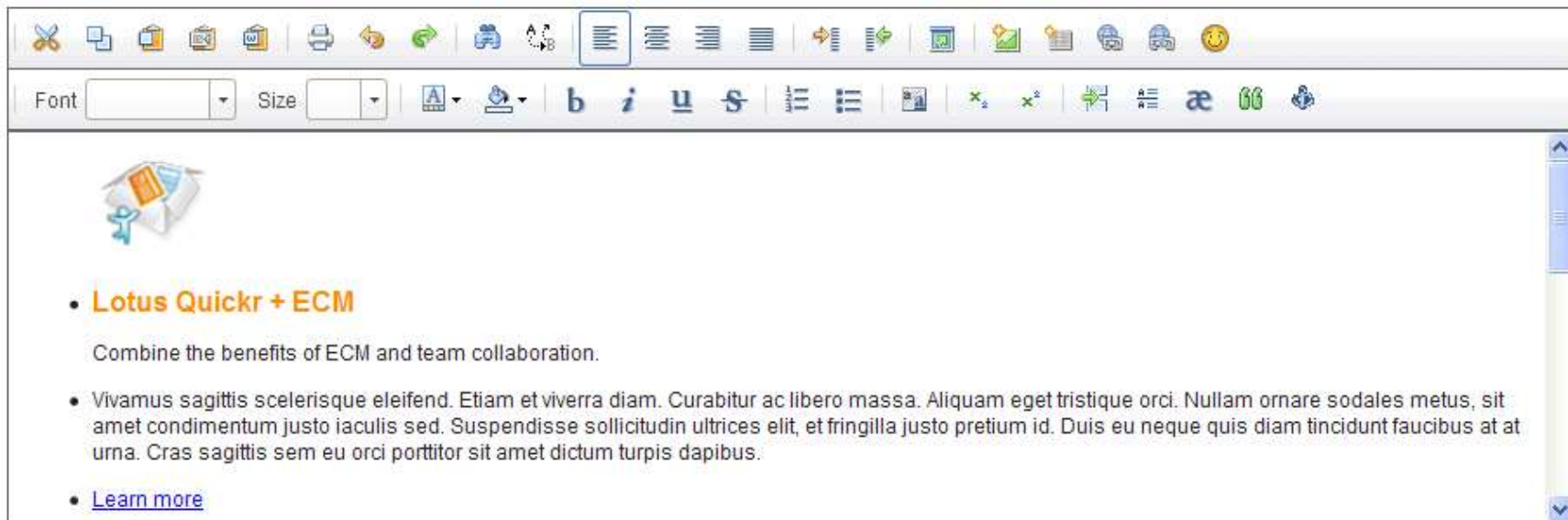
Improved notifications

- Includes option to receive notifications aggregated into digest
- Central preferences for how to get notified about different types of content
- Ability to follow different types of content like blogs, communities



New browser-based rich text editor

- Quickr Next will provide a new browser-based editor
 - CK Editor® is a common component across Lotus products
 - Rich in functionality and offers very good fidelity
 - Supports Paste from Microsoft® Word® and Lotus® Symphony®
 - Great support for images, links, Adobe® Flash®, etc
 - Easy to extend and customize the editor
 - Possible to switch the editor for another in a deployment
 - Used everywhere there's an editor in the browser UI (library, discussions, blog, etc.)



Better Version Management Experience

- Document Library

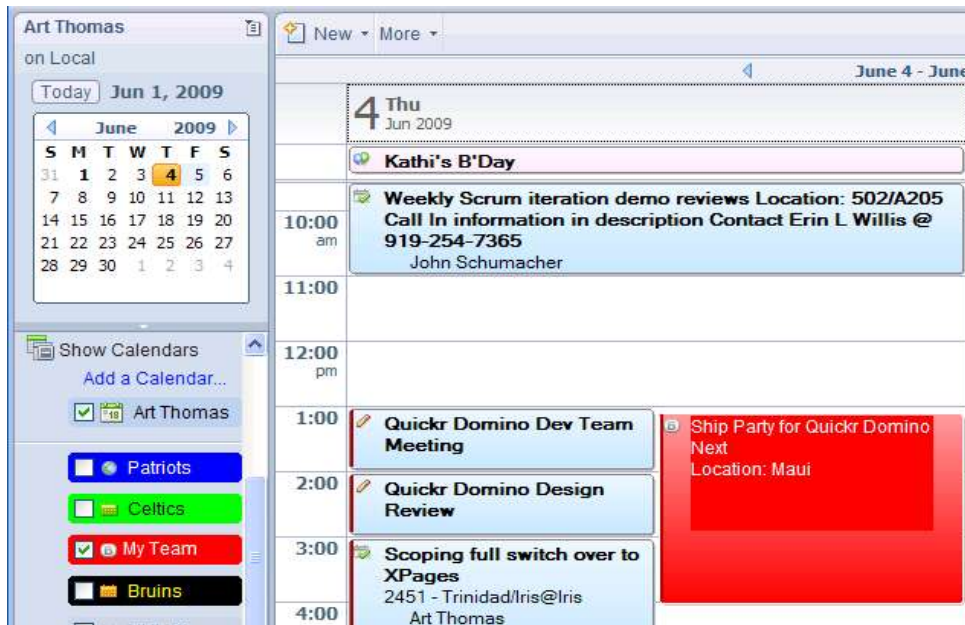
- Simplified version management that's more visible and easier to use
- All capabilities available in **browser** and **Quickr connectors**

The screenshot displays the Lotus Quickr interface for a document titled "Partner Program Logo". The breadcrumb path is "Document Library > Partners Folder". The document is public and was last modified on Jun 13 by Bailey Blakeny. There are buttons for "Upload New Version" and "Actions". A preview of the image "partner_program.jpg" (2.8 mb) is shown with a "Download this file" link. Below the preview, there are tabs for "Comments (2)", "About this Page", "Access Control", and "Versions (3)". The "Versions" tab is active, showing a table of document versions.

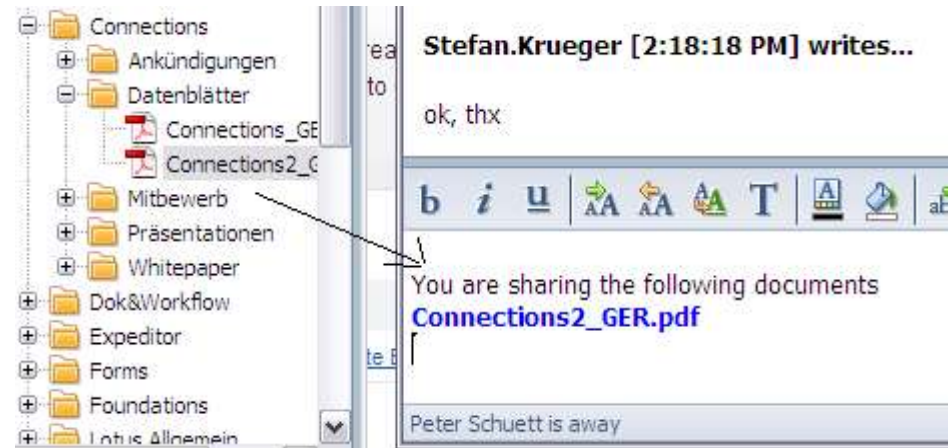
Version	Status	Last Modified	Modified By	Change Summary	Download
3	Current	Sep 15, 2008	Bailey Blakeny	I made some major changes to the document...	Download
2	Restore ?	Sep 7, 2008	Bailey Blakeny	I made some minor changes to slide 16, 18...	Download
1	Restore ?	Aug 22, 2008	Bailey Blakeny	Original document	Download

Further enhancements

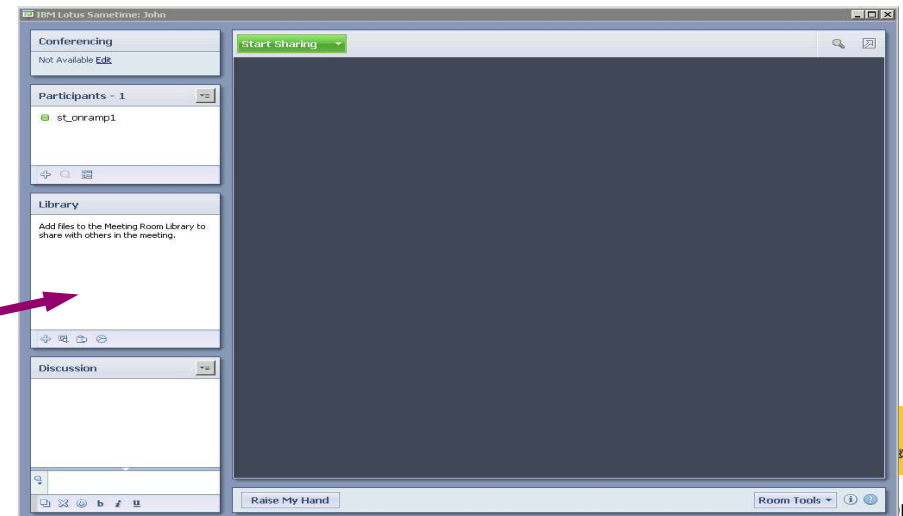
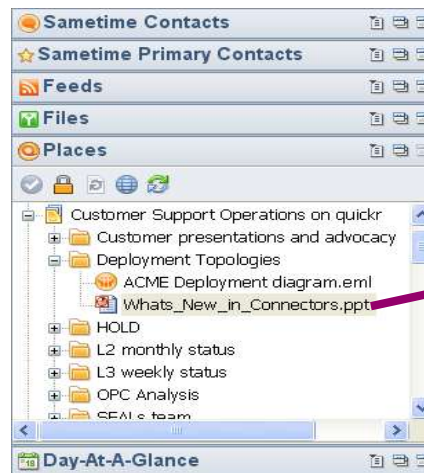
TeamCalendar Sync with Notes



Drag&Drop into ST-Chat



Drag&Drop into ST-Meetingcenter



Protector for Mail Encryption

Lotus® Protector for Mail Encryption

Notes and Domino Integration



World Class Technology



Deployment Flexibility Per-User Software License



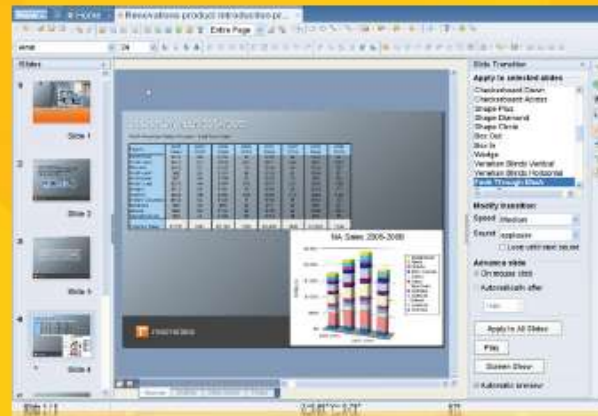
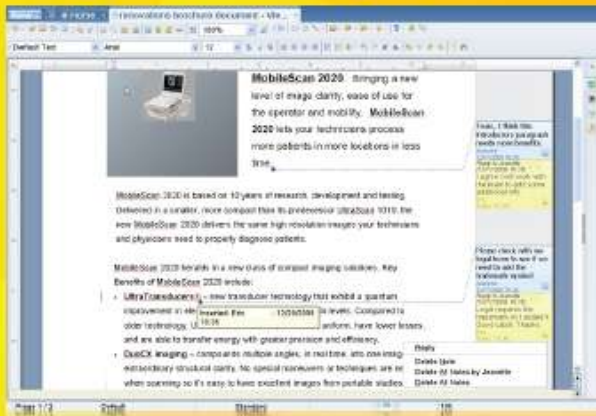
Physical or Virtual Appliance

Information on new products is intended to outline our general product direction and it should not be relied on in making a purchasing decision. The information on the new product is for informational purposes only and may not be incorporated into any contract. The information on the new product is not a commitment, promise, or legal obligation to deliver any material, code or functionality. The development, release, and timing of any features or functionality described for our products remains at our sole discretion.

Symphony 3.0

base on OO3.0, marco support, labels, envelopes, businesscard, updated user-interface

Symphony 3.0 – Planned for 2010



Information on new products is intended to outline our general product direction and it should not be relied on in making a purchasing decision. The information on the new product is for informational purposes only and may not be incorporated into any contract. The information on the new product is not a commitment, promise, or legal obligation to deliver any material, code or functionality. The development, release, and timing of any features or functionality described for our products remains at our sole discretion.

Project Concord

Introducing Project Concord

- Web-based collaborative document editor for creating, editing and sharing documents, presentations and spreadsheet
- Simple enough for anyone to use yet robust enough to meet the needs of many business users.
- Support working individually or in teams
Templates
- Project Concord will change the way you create documents
 - Live Sections
 - Co-editing
 - Contextual commenting
 - Web Clipping
 - Smart Tables
 - Task and Attention Management
 - Templates

Preview
coming 2nd Qtr
2010 on
LotusLive
Labs

Information on new products is intended to outline our general product direction and it should not be relied on in making a purchasing decision. The information on the new product is for informational purposes only and may not be incorporated into any contract. The information on the new product is not a commitment, promise, or legal obligation to deliver any material, code or functionality. The development, release, and timing of any features or functionality described for our products remains at our sole discretion.

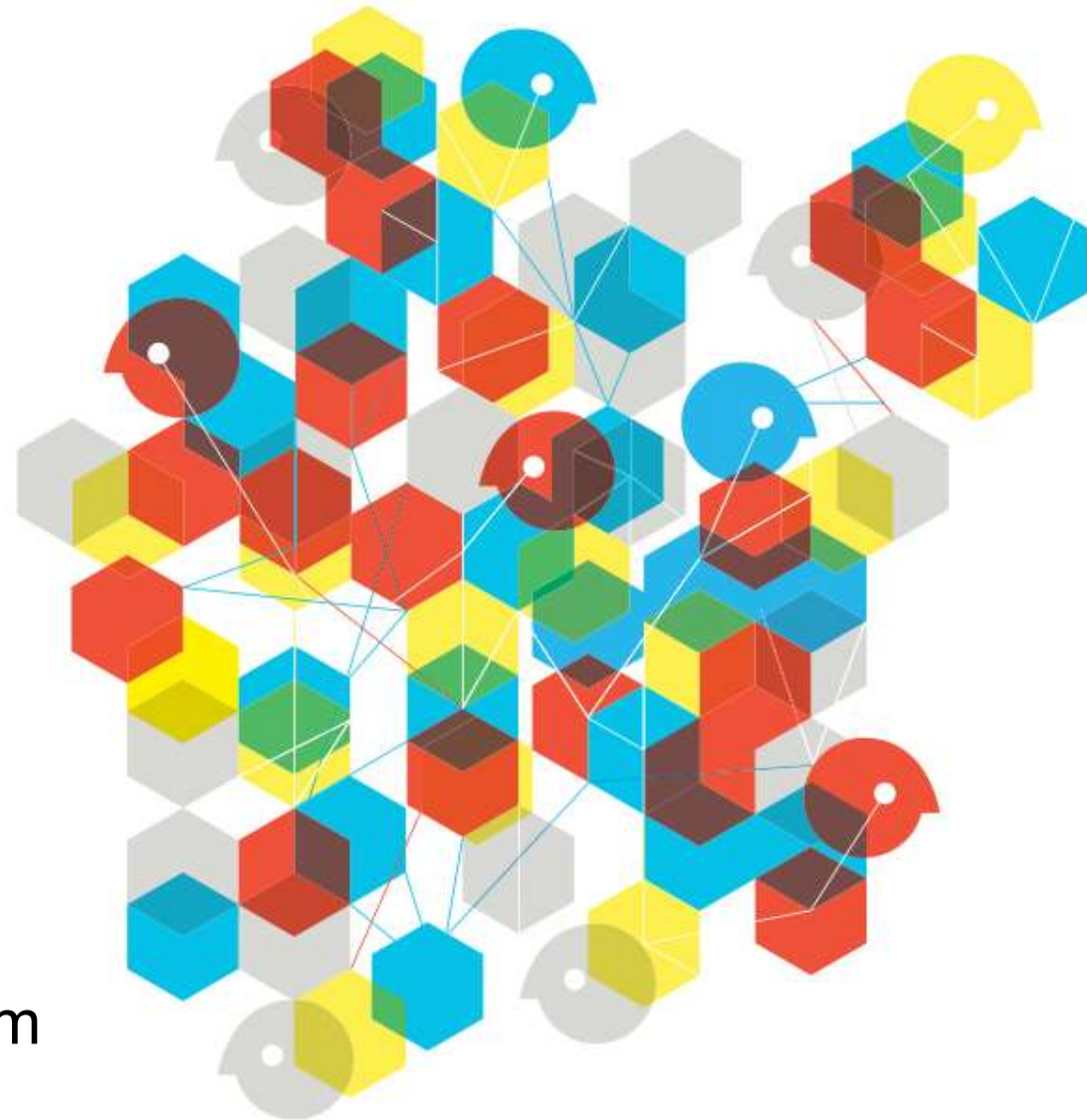
Wer zieht die Grenzen eines Unternehmens – die Mitarbeiter oder die IT?

Unternehmen kontrollieren gerne, wer bei ihnen ein und aus geht – bei ihren Gebäuden ebenso wie bei ihren Netzwerken. Aber was, wenn man zunehmend mit Menschen zusammenarbeitet, die sich außerhalb solcher Sperren aufhalten: mit Partnern, Zulieferern, Kunden und Mitarbeitern im Außendienst oder Home-Office?

Genau deshalb erweitert IBM das Collaboration-Portfolio um Tools wie Social Software, Wikis, Instant Messaging – und schafft zugleich neue Formen des Zugriffs, z.B. per Cloud Computing. Mit Cloud-basierten Lösungen wie LotusLive spielt es keine Rolle mehr, auf welcher Seite einer Firewall sich einzelne Mitglieder eines Teams befinden. Alle können ungehindert zusammenarbeiten, und zwar auf dem hohen Sicherheitsstandard, den sie von IBM gewohnt sind.

Anders ausgedrückt: Sie können das Teamwork in und um Ihr Unternehmen nahtlos ausbauen, ohne dafür eigens eine kostspielige und komplexe Infrastruktur aufzubauen. Sie müssen Ihre Grenzen nicht einreißen, um über sie hinauszuwachsen.

Smarte Unternehmen brauchen intelligente Software, Systeme und Services. Also: Machen wir den Planeten ein bisschen smarter. Wie, erfahren Sie unter ibm.com/collaborate/de



Vielen Dank !
Stefan.Krueger@de.ibm.com